

From First to Last by Account
Options: Not summarised, Excluding NIL Balances
Client Code: SHE100 From 01/07/2018 To 30/06/2019

Last Year	Account	Description	Debit	Credit
	197	Managed fund distributions		
(1807.78)	19701	Advance imputation fund		2243.82
(48.44)	19705	Advance international sharemarket fund		49.71
(1579.92)	19710	APN property for income fund		1579.92
(167.52)	19725	Colonial property securities fund	-	
(1249.36)	19740	ING tax effective income trust		1437.38
(2667.77)	19745	Perpetual industrial share fund		2678.13
(88.71)	199	Interest received		112.55
	204	Movement in Net Market Values		
(25056.94)	20402	Managed funds	7391.77	
18074.78	20432	Managed funds		10437.00
4620.00	300	Administration fees	4290.00	
-	301	Administration Costs	330.00	
307.00	364	Filing fees	312.00	
	550	SUPERANNUATION FUND		
(0.01)	55001	Unallocated Benefits Brought Forward	-	
(9664.66)	55002	Profit Earned This Year	-	
9664.67	55003	Distribution to Members	6214.74	
	551	ROGER OSBOURNE SHELLARD		
(204191.00)	55101	Balance at beginning of year		197126.69
(9664.67)	55102	Allocated earnings		6214.74
(1271.04)	55105	Income tax expense on earnings		1635.31
18000.00	55115	Benefits paid during year	18000.00	
1271.04	664	Other debtors	1635.31	
13728.15	680	Cash at bank	57561.81	
	797	Managed funds		
20322.07	79701	Advance imputation fund	19788.35	
37291.04	79705	Advance international sharemarket fund	-	
29458.43	79710	APN property for income fund	31073.87	
59305.29	79740	ING tax effective income trust	42677.97	
35750.69	79745	Perpetual industrial share fund	34239.43	
	999	Jobstream Selection Account		
22.00	99901	Jobstream Selection Account	22.00	

From First to Last by Account
Options: Not summarised, Excluding NIL Balances
Client Code: SHE100 From 01/07/2018 To 30/06/2019

<u>Last Year</u>	<u>Account</u>	<u>Description</u>	<u>Debit</u>	<u>Credit</u>
(22.00)	99999	Clearing balance		22.00
<u>(9664.66)</u>		Total	<u>223537.25</u>	<u>223537.25</u>

NET PROFIT THIS YEAR 6214.74
NET PROFIT LAST YEAR 9664.66

No. of Accounts: 28
No. of Entries: 43

Client Code: SHE100 From First to Last by Account
From 01/07/2018 To 30/06/2019

Date	Type Gp	Ref.	Debit	Credit	Balance
197	Managed fund distributions				
19701	Advance imputation fund				
					LY Closing Balance (1807.78)
30/06/2019	Jnl	1		2243.82	(2243.82)
					cash receipts & pmts for the year
			Closing Balance 0.00	2243.82	(2243.82)
19705	Advance international sharemarket fund				
					LY Closing Balance (48.44)
30/06/2019	Jnl	1		49.71	(49.71)
					cash receipts & pmts for the year
			Closing Balance 0.00	49.71	(49.71)
19710	APN property for income fund				
					LY Closing Balance (1579.92)
30/06/2019	Jnl	1		1579.92	(1579.92)
					cash receipts & pmts for the year
			Closing Balance 0.00	1579.92	(1579.92)
19740	ING tax effective income trust				
					LY Closing Balance (1249.36)
30/06/2019	Jnl	1		1082.19	(1082.19)
					cash receipts & pmts for the year
30/06/2019	Jnl	2		355.19	(1437.38)
					income reinvested during the year
			Closing Balance 0.00	1437.38	(1437.38)
19745	Perpetual industrial share fund				
					LY Closing Balance (2667.77)
30/06/2019	Jnl	1		2678.13	(2678.13)
					cash receipts & pmts for the year
			Closing Balance 0.00	2678.13	(2678.13)
199	Interest received				
					LY Closing Balance (88.71)
30/06/2019	Jnl	1	0.30		0.30
					cash receipts & pmts for the year
30/06/2019	Jnl	1		112.85	(112.55)
					cash receipts & pmts for the year
			Closing Balance 0.30	112.85	(112.55)
204	Movement in Net Market Values				

Client Code: SHE100
From First to Last by Account
From 01/07/2018 To 30/06/2019

Date	Type	Gp	Ref.	Debit	Credit	Balance
20402 Managed funds						
LY Closing Balance						(25056.94)
30/06/2019	Jnl		4	7391.77		7391.77
revaluation of investments to market value at year end						
Closing Balance				7391.77	0.00	7391.77
20432 Managed funds						
LY Closing Balance						18074.78
30/06/2019	Jnl		3		10437.00	(10437.00)
profit on disposal of investments during the year						
Closing Balance				0.00	10437.00	(10437.00)
300 Administration fees						
LY Closing Balance						4620.00
30/06/2019	Jnl		1	1540.00		1540.00
cash receipts & pmts for the year						
30/06/2019	Jnl		1	2750.00		4290.00
cash receipts & pmts for the year						
Closing Balance				4290.00	0.00	4290.00
301 Administration Costs						
LY Closing Balance						0.00
30/06/2019	Jnl		1	330.00		330.00
cash receipts & pmts for the year						
Closing Balance				330.00	0.00	330.00
364 Filing fees						
LY Closing Balance						307.00
30/06/2019	Jnl		1	259.00		259.00
cash receipts & pmts for the year						
30/06/2019	Jnl		1	53.00		312.00
cash receipts & pmts for the year						
Closing Balance				312.00	0.00	312.00
550 SUPERANNUATION FUND						
55001 Unallocated Benefits Brought Forward						
Opening Balance						(0.01)
01/07/2018	Jnl				9664.66	(9664.67)
Year end balance forward						
01/07/2018	Jnl			9664.67		0.00
Year end balance forward						
Closing Balance				9664.67	9664.66	0.00

Client Code: SHE100
From First to Last by Account
From 01/07/2018 To 30/06/2019

Date	Type Gp	Ref.	Debit	Credit	Balance
55002 Profit Earned This Year					
					Opening Balance (9664.66)
01/07/2018	Jnl		9664.66		0.00
					Year end balance forward : Profit distribution
			Closing Balance 9664.66	0.00	0.00
55003 Distribution to Members					
					Opening Balance 9664.67
01/07/2018	Jnl			9664.67	0.00
					Year end balance forward
30/06/2019	Jnl	5	6214.74		6214.74
					allocation of net earnings to members for the year
			Closing Balance 6214.74	9664.67	6214.74
551 ROGER OSBOURNE SHELLARD					
55101 Balance at beginning of year					
					Opening Balance (204191.00)
01/07/2018	Jnl			9664.67	(213855.67)
					Year end balance forward
01/07/2018	Jnl			1271.04	(215126.71)
					Year end balance forward
01/07/2018	Jnl		18000.00		(197126.71)
					Year end balance forward
30/06/2019	Jnl	4	0.02		(197126.69)
					revaluation of investments to market value at year end
			Closing Balance 18000.02	10935.71	(197126.69)
55102 Allocated earnings					
					Opening Balance (9664.67)
01/07/2018	Jnl		9664.67		0.00
					Year end balance forward
30/06/2019	Jnl	5		6214.74	(6214.74)
					allocation of net earnings to members for the year
			Closing Balance 9664.67	6214.74	(6214.74)
55105 Income tax expense on earnings					
					Opening Balance (1271.04)
01/07/2018	Jnl		1271.04		0.00
					Year end balance forward
30/06/2019	Jnl	6		1635.31	(1635.31)
					tax expense for the year
			Closing Balance 1271.04	1635.31	(1635.31)

Client Code: SHE100 From First to Last by Account
From 01/07/2018 To 30/06/2019

Date	Type	Gp	Ref.	Debit	Credit	Balance
55115 Benefits paid during year						
						18000.00
						Opening Balance
01/07/2018	Jnl				18000.00	0.00
						Year end balance forward
30/06/2019	Jnl		1	18000.00		18000.00
						cash receipts & pmts for the year
				18000.00	18000.00	Closing Balance
664 Other debtors						
						1271.04
						Opening Balance
30/06/2019	Jnl		1		1271.04	0.00
						cash receipts & pmts for the year
30/06/2019	Jnl		6	1635.31		1635.31
						tax expense for the year
				1635.31	1271.04	Closing Balance
680 Cash at bank						
						13728.15
						Opening Balance
30/06/2019	Jnl		1	43833.66		57561.81
						cash receipts & pmts for the year
				43833.66	0.00	Closing Balance
797 Managed funds						
79701 Advance imputation fund						
						20322.07
						Opening Balance
30/06/2019	Jnl		4		533.72	19788.35
						revaluation of investments to market value at year end
				0.00	533.72	Closing Balance
79705 Advance international sharemarket fund						
						37291.04
						Opening Balance
30/06/2019	Jnl		1		37748.30	(457.26)
						cash receipts & pmts for the year
30/06/2019	Jnl		3	16387.47		15930.21
						profit on disposal of investments during the year
30/06/2019	Jnl		4		15930.21	0.00
						revaluation of investments to market value at year end
				16387.47	53678.51	Closing Balance

Client Code: SHE100 From First to Last by Account
From 01/07/2018 To 30/06/2019

Date	Type	Gp	Ref.	Debit	Credit	Balance
79710				APN property for income fund		
						Opening Balance
						29458.43
30/06/2019	Jnl		4	1615.44		31073.87
				revaluation of investments to market value at year end		
				Closing Balance	1615.44	0.00
						31073.87
79740				ING tax effective income trust		
						Opening Balance
						59305.29
30/06/2019	Jnl		1		20000.00	39305.29
				cash receipts & pmts for the year		
30/06/2019	Jnl		2	355.19		39660.48
				income reinvested during the year		
30/06/2019	Jnl		3		5950.47	33710.01
				profit on disposal of investments during the year		
30/06/2019	Jnl		4	8967.96		42677.97
				revaluation of investments to market value at year end		
				Closing Balance	9323.15	25950.47
						42677.97
79745				Perpetual industrial share fund		
						Opening Balance
						35750.69
30/06/2019	Jnl		4		1511.26	34239.43
				revaluation of investments to market value at year end		
				Closing Balance	0.00	1511.26
						34239.43
999				Jobstream Selection Account		
99901				Jobstream Selection Account		
						Opening Balance
						22.00
				Closing Balance	0.00	0.00
						22.00
99999				Clearing balance		
						Opening Balance
						(22.00)
				Closing Balance	0.00	0.00
						(22.00)
				Debits		157598.90
				Credits		157598.90
				No. of Accounts		27.00
				No. of Entries		43.00

Client Code: SHE100

Date	Type	Grp	Ref	Account	Description	Amount	Bal2	Narration
01/07/2018	Jnl			55002	Profit Earned This Year	9664.66	-	Year end balance forward : Profit distribution
01/07/2018	Jnl			55001	Unallocated Benefits Brought Forward	(9664.66)	-	Year end balance forward
01/07/2018	Jnl			55003	Distribution to Members	(9664.67)	-	Year end balance forward
01/07/2018	Jnl			55001	Unallocated Benefits Brought Forward	9664.67	-	Year end balance forward
01/07/2018	Jnl			55102	Allocated earnings	9664.67	-	Year end balance forward
01/07/2018	Jnl			55101	Balance at beginning of year	(9664.67)	-	Year end balance forward
01/07/2018	Jnl			55105	Income tax expense on earnings	1271.04	-	Year end balance forward
01/07/2018	Jnl			55101	Balance at beginning of year	(1271.04)	-	Year end balance forward
01/07/2018	Jnl			55115	Benefits paid during year	(18000.00)	-	Year end balance forward
01/07/2018	Jnl			55101	Balance at beginning of year	18000.00	-	Year end balance forward
30/06/2019	Jnl		1	680	Cash at bank	43833.66	-	Year end balance forward cash receipts & pmts for the year
30/06/2019	Jnl		1	55115	Benefits paid during year	18000.00	-	Year end balance forward cash receipts & pmts for the year
30/06/2019	Jnl		1	300	Administration fees	1540.00	-	Year end balance forward cash receipts & pmts for the year
30/06/2019	Jnl		1	300	Administration fees	2750.00	-	Year end balance forward cash receipts & pmts for the year
30/06/2019	Jnl		1	79740	ING tax effective income trust	(20000.00)	-	Year end balance forward cash receipts & pmts for the year
30/06/2019	Jnl		1	664	Other debtors	(1271.04)	-	Year end balance forward cash receipts & pmts for the year
30/06/2019	Jnl		1	364	Filing fees	259.00	-	Year end balance forward cash receipts & pmts for the year
30/06/2019	Jnl		1	364	Filing fees	53.00	-	Year end balance forward cash receipts & pmts for the year
30/06/2019	Jnl		1	301	Administration Costs	330.00	-	Year end balance forward cash receipts & pmts for the year
30/06/2019	Jnl		1	19705	Advance international sharemarket fund	(49.71)	-	Year end balance forward cash receipts & pmts for the year

Client Code: SHE100

Date	Type	Grp	Ref	Account	Description	Amount	Bal2	Narration
30/06/2019	Jnl	1	1	79705	Advance international sharemarket fund	(37748.30)	-	year
30/06/2019	Jnl	1	1	199	Interest received	0.30	-	cash receipts & pmts for the year
30/06/2019	Jnl	1	1	19701	Advance imputation fund	(2243.82)	-	cash receipts & pmts for the year
30/06/2019	Jnl	1	1	19710	APN property for income fund	(1579.92)	-	cash receipts & pmts for the year
30/06/2019	Jnl	1	1	19740	ING tax effective income trust	(1082.19)	-	cash receipts & pmts for the year
30/06/2019	Jnl	1	1	19745	Perpetual industrial share fund	(2678.13)	-	cash receipts & pmts for the year
30/06/2019	Jnl	1	1	199	Interest received	(112.85)	-	cash receipts & pmts for the year
30/06/2019	Jnl	2	2	79740	ING tax effective income trust	355.19	-	income reinvested during the year
30/06/2019	Jnl	2	2	19740	ING tax effective income trust	(355.19)	-	income reinvested during the year
30/06/2019	Jnl	3	3	79705	Advance international sharemarket fund	16387.47	-	profit on disposal of investments during the year
30/06/2019	Jnl	3	3	79740	ING tax effective income trust	(5950.47)	-	profit on disposal of investments during the year
30/06/2019	Jnl	3	3	20432	Managed funds	(10437.00)	-	profit on disposal of investments during the year
30/06/2019	Jnl	4	4	79701	Advance imputation fund	(533.72)	-	revaluation of investments to market value at year end
30/06/2019	Jnl	4	4	79705	Advance international sharemarket fund	(15930.21)	-	revaluation of investments to market value at year end

Client Code: SHE100

Date	Type	Grp	Ref	Account	Description	Amount	Bal2	Narration
30/06/2019	Jnl	4	4	79710	APN property for income fund	1615.44	-	revaluation of investments to market value at year end
30/06/2019	Jnl	4	4	79740	ING tax effective income trust	8967.96	-	revaluation of investments to market value at year end
30/06/2019	Jnl	4	4	79745	Perpetual industrial share fund	(1511.26)	-	revaluation of investments to market value at year end
30/06/2019	Jnl	4	4	20402	Managed funds	7391.77	-	revaluation of investments to market value at year end
30/06/2019	Jnl	4	4	55101	Balance at beginning of year	0.02	-	revaluation of investments to market value at year end
30/06/2019	Jnl	5	5	55003	Distribution to Members	6214.74	-	allocation of net earnings to members for the year
30/06/2019	Jnl	5	5	55102	Allocated earnings	(6214.74)	-	allocation of net earnings to members for the year
30/06/2019	Jnl	6	6	664	Other debtors	1635.31	-	tax expense for the year
30/06/2019	Jnl	6	6	55105	Income tax expense on earnings	(1635.31)	-	tax expense for the year

Debits: 157598.90
Credits: (157598.90)
Total: -

No. Trans: 43

SWW		Client:	Balance Date	Prepared By	Reviewed By	Index
		SHELLARD RETIREMENT FUND	30 JUNE 2019	RMT		A
Lead Schedule				Date	Date	
JOURNAL ENTRIES				25/09/2019		
Sch Ref			G/L CODE	DEBIT	CREDIT	
30/06/2019	1	Credit Suisse prop fund Managed fund distributions	79735 19735	0.00		0.00
		<i>Being reinvestment of income during the year</i>				
		Advance international share fund Managed fund distributions	79705 19705	0.00		0.00
		<i>Being reinvestment of income during the year</i>				
	2	ING tax effective income trust Managed fund distributions	79740 19740	355.19		355.19
		<i>Being reinvestment of income during the year</i>				
		Advance international share fund ING tax effective income trust Realised gains	79705 79740 20432	16,387.47 -5,950.47		10,437.00
		<i>Being reinvestment of income during the year</i>				
	3	MBA imputation fund Advance international share fund APN property for income fund Challenger high yield fund Colonial property fund Credit Suisse international fund Perpetual monthly income fund ING tax effective income trust Perpetual industrial share fund Unrealised gains Clearing balance (rounding)	79701 79705 79710 79715 79725 79730 79750 79740 79745 20402 55001	-533.72 -15,930.21 1,615.44 0.00 0.00 0.00 0.00 8,967.96 -1,511.26 0.02		-7,391.77
		<i>Being revaluation of managed funds to market value at year end</i>				
	4	Distribution to members Earnings - RS	55003 55102	6,214.74		6,214.74
		<i>Being allocation of net earnings for the year</i>				
	5	Other debtors Tax on earnings - RS	664 55105	1,635.31		1,635.31
		<i>Being tax refund due for the 2019 year</i>				
	6	Prima facie tax payable Foreign income Imputed credits Trust distributions Unrealised gains on inv Realised gains on inv Exempt pension income Imputation credits Clearing balance	99501 99502 99509 99521 99526 99527 99528 99529 99599	932.25 9.30 245.25 1,635.31		137.10 -907.80 519.60 1,437.90 1,635.31
		<i>Being tax note entries for the year</i>				
	7	Clearing balance Vested benefits - RS Death benefits - RS Earnings rate - RS Unrestricted benefits - RS	99799 99702 99704 99705 99707	560,934.24		186,976.75 186,976.75 3.98 186,976.75
		<i>Being members acct note entries for the year</i>				

SWT	Client: SHELLARD RETIREMENT FUND	Balance Date 30 JUNE 2019	Prepared By RMT	Reviewed By	Index
Lead Schedule CONTRIBUTIONS			Date 25/09/2019	Date	B
	Sch Ref	Notes	Final	Last Year	
TAXABLE CONTRIBUTIONS					
<u>MEMBER CONTRIBUTIONS - S.82AAT</u>					
ROGER OSBORNE SHELLARD		PER CONTRIBUTIONS WORKSHEET	0.00	0.00	
DIANA ELIZABETH SHELLARD		PER CONTRIBUTIONS WORKSHEET	0.00	0.00	
MEMBER NO. 3		PER CONTRIBUTIONS WORKSHEET	0.00	0.00	
MEMBER NO. 4		PER CONTRIBUTIONS WORKSHEET	0.00	0.00	
			\$0.00	\$0.00	
<u>EMPLOYER CONTRIBUTIONS</u>					
ROGER OSBORNE SHELLARD		PER CONTRIBUTIONS WORKSHEET	0.00	0.00	
DIANA ELIZABETH SHELLARD		PER CONTRIBUTIONS WORKSHEET	0.00	0.00	
MEMBER NO. 3		PER CONTRIBUTIONS WORKSHEET	0.00	0.00	
MEMBER NO. 4		PER CONTRIBUTIONS WORKSHEET	0.00	0.00	
			\$0.00	\$0.00	
TOTAL TAXABLE CONTRIBUTIONS					
			\$0.00	\$0.00	
NON TAXABLE CONTRIBUTIONS					
<u>MEMBER CONTRIBUTIONS</u>					
ROGER OSBORNE SHELLARD		PER CONTRIBUTIONS WORKSHEET	0.00	0.00	
DIANA ELIZABETH SHELLARD		PER CONTRIBUTIONS WORKSHEET	0.00	0.00	
MEMBER NO. 3		PER CONTRIBUTIONS WORKSHEET	0.00	0.00	
MEMBER NO. 4		PER CONTRIBUTIONS WORKSHEET	0.00	0.00	
			\$0.00	\$0.00	
TOTAL CONTRIBUTIONS					
			\$0.00	\$0.00	
Notes	<p>1. S.82AAT contributions are for self employed persons These contributions required minutes and member notices</p> <p>2. Members may have multiple employers A detailed schedule should be prepared for each employer</p> <p>3. Non taxable contributions will consist of undeducted contributions and non taxable portion of s.82AAT contributions. Minutes and member notices to be referred to.</p>		<p>KEY: P = Agreed to last years accounts G/L = Agreed to Trial Balance ^ = Additions checked F = Agreed to final accounts</p>		

SHELLARD RETIREMENT FUND
MEMBERS ACCOUNTS
AS AT 30 JUNE 2019

EMPLOYERS CONTRIBUTIONS	ROGER SHELLARD	DIANA SHELLARD	MEMBER NO 3	MEMBER NO 4	TOTAL
JULY 2009	0.00	0.00	0.00	0.00	0.00
AUGUST 2009	0.00	0.00	0.00	0.00	0.00
SEPTEMBER 2009	0.00	0.00	0.00	0.00	0.00
OCTOBER 2009	0.00	0.00	0.00	0.00	0.00
NOVEMBER 2009	0.00	0.00	0.00	0.00	0.00
DECEMBER 2009	0.00	0.00	0.00	0.00	0.00
JANUARY 2010	0.00	0.00	0.00	0.00	0.00
FEBRUARY 2010	0.00	0.00	0.00	0.00	0.00
MARCH 2010	0.00	0.00	0.00	0.00	0.00
APRIL 2010	0.00	0.00	0.00	0.00	0.00
MAY 2010	0.00	0.00	0.00	0.00	0.00
JUNE 2010	0.00	0.00	0.00	0.00	0.00
TOTAL EMPLOYER CONTRIBUTIONS	0.00	0.00	0.00	0.00	0.00

SHELLARD RETIREMENT FUND
MEMBERS ACCOUNTS
AS AT 30 JUNE 2019

MEMBERS CONTRIBUTIONS	ROGER SHELLARD	DIANA SHELLARD	MEMBER NO 3	MEMBER NO 4	TOTAL
S.82AAT CONTRIBUTION (SHARES)	0.00	0.00	0.00	0.00	0.00
CASH CONTRIBUTIONS	0.00	0.00	0.00	0.00	0.00
ATO CO CONTRIBUTIONS	0.00	0.00	0.00	0.00	0.00
TOTAL MEMBER CONTRIBUTIONS	0.00	0.00	0.00	0.00	0.00
REPRESENTED BY:					
NON CONCESSIONAL CONTRIBUTIONS	0.00	0.00	0.00	0.00	0.00
CONCESSIONAL CONTRIBUTIONS	0.00	0.00	0.00	0.00	0.00
TOTAL MEMBER CONTRIBUTIONS	0.00	0.00	0.00	0.00	0.00

SWT	Client: SHELLARD RETIREMENT FUND	Balance Date 30 JUNE 2019	Prepared By RMT	Reviewed By	Index
	Lead Schedule TRANSFERS			Date 25/09/2019	Date
	Sch Ref	Notes	Final	Last Year	
TRANSFER IN					
		ROGER OSBORNE SHELLARD AUSTRALIAN RETIREMENT FUND	0.00	0.00	
		ROGER OSBORNE SHELLARD ING LIFE LTD	0.00	0.00	
		MEMBER NO. 3 PER ETP DETAILS	0.00	0.00	
		MEMBER NO. 4 PER ETP DETAILS	0.00	0.00	
TOTAL TRANSFERS IN			\$0.00	\$0.00	
TRANSFERS OUT					
		ROGER OSBORNE SHELLARD REFER ETP DOCUMENTS & MEMBERS ACCOUNT DETAILS	0.00	0.00	
		DIANA ELIZABETH SHELLARD REFER ETP DOCUMENTS & MEMBERS ACCOUNT DETAILS	0.00	0.00	
		MEMBER NO. 3 REFER ETP DOCUMENTS & MEMBERS ACCOUNT DETAILS	0.00	0.00	
		MEMBER NO. 4 REFER ETP DOCUMENTS & MEMBERS ACCOUNT DETAILS	0.00	0.00	
TOTAL TRANSFERS OUT			\$0.00	\$0.00	
<p>Notes</p> <ol style="list-style-type: none"> 1. All transfers agreed to members account schedules 2. Transfers in agreed to rollover notices from previous super provider 3. Transfers out agreed to rollover notices, ETP statements and minutes 4. Trustee must ensure transfers to other super funds are complying funds 					
<p>KEY: P = Agreed to last years accounts G/L = Agreed to Trial Balance ^ = Additions checked F = Agreed to final accounts</p>					

SHELLARD RETIREMENT FUND
 BENEFITS TRANSFERRED IN
 AS AT 30 JUNE 2019

BENEFITS TRANSFERRED IN	ROGER SHELLARD	DIANA SHELLARD	MEMBER NO 3	MEMBER NO 4	TOTAL
AUSTRALIAN RETIREMENT FUND	0.00	0.00	0.00	0.00	0.00
ING LIFE LTD	0.00	0.00	0.00	0.00	0.00
TOTAL BENEFITS TRANSFERRED IN	0.00	0.00	0.00	0.00	0.00
REPRESENTED BY:					
CONTRIBUTIONS SEGMENT	0.00	0.00	0.00	0.00	0.00
CRYSTALLISED SEGMENT	0.00	0.00	0.00	0.00	0.00
TAXABLE COMPONENT	0.00	0.00	0.00	0.00	0.00
TOTAL BENEFITS TRANSFERRED IN	0.00	0.00	0.00	0.00	0.00

SWI	Client: SHELLARD RETIREMENT FUND	Balance Date 30 JUNE 2019	Prepared By RMT	Reviewed By	Index
Lead Schedule INVESTMENT REVENUE			Date 25/09/2019	Date	D
	Sch Ref	Notes	Final	Last Year	
<u>DIVIDEND INCOME</u>					
PER SOL 6 IRS			0.00	0.00	
TOTAL DIVIDEND INCOME			\$0.00	\$0.00	
<u>MANAGED FUND DISTRIBUTIONS</u>					
ADVANCE INTERNATIONAL FUND			49.71	48.44	
ADVANCE IMPUTATION FUND			2,243.82	1,807.78	
APN PROPERTY FOR INCOME FUND			1,579.92	1,579.92	
CHALLENGER HIGH YIELD FUND			0.00	0.00	
COLONIAL IMPUTATION FUND			0.00	0.00	
COLONIAL PROPERTY SECURITIES FUND			0.00	167.52	
CREDIT SUISSE INTERNATIONAL FUND			0.00	0.00	
CREDIT SUISSE PROPERTY FUND			0.00	0.00	
ING TAX EFFECTIVE INCOME TRUST			1,437.38	1,249.36	
PERPETUAL MONTHLY INCOME FUND			0.00	0.00	
PERPETUAL INDUSTRIAL SHARE FUND			2,678.13	2,667.77	
FIDELITY PERPETUAL INTERNATIONAL FUND			0.00	0.00	
PERPETUAL IC SMALLER COYS FUND			0.00	0.00	
TOTAL MANAGED FUND DISTRIBUTIONS			\$7,988.96	\$7,520.79	
<u>INTEREST REVENUE</u>					
MACQUARIE CMT		A/C NO: 121 180 913	112.55	88.71	
TOTAL INTEREST REVENUE			\$112.55	\$88.71	
<u>RENTAL REVENUE</u>					
LIST ADDRESS			0.00	0.00	
TOTAL RENTAL REVENUE			\$0.00	\$0.00	
<u>REALISED GAINS</u>					
LISTED EQUITIES		PER SOL 6 IRS	0.00	0.00	
MANAGED FUNDS		PER INVESTMENT WORKSHEET	10,437.00	-18,074.78	
OTHER		PER INVESTMENT WORKSHEET	0.00	0.00	
TOTAL REALISED GAINS			\$10,437.00	-\$18,074.78	
<u>UNREALISED GAINS</u>					
LISTED EQUITIES		PER SOL 6 IRS	0.00	0.00	
MANAGED FUNDS		PER INVESTMENT WORKSHEET	-7,391.77	25,056.94	
OTHER		PER INVESTMENT WORKSHEET	0.00	0.00	
TOTAL UNREALISED GAINS			-\$7,391.77	\$25,056.94	
TOTAL INVESTMENT REVENUE			\$11,146.73	\$14,591.66	
Notes	1. Source documents to be cross referenced to lead schedules in all circumstances	2. Summary spreadsheets may be used to consolidate multiple source document information	KEY: P = Agreed to last years accounts G/L = Agreed to Trial Balance ^ = Additions checked F = Agreed to final accounts		

Please note:

- Your Tax Statement forms a payment summary for the purpose of the Taxation Administration Act 1953. Please retain your Tax Statement for income tax purposes.
- No details are provided for funds that did not distribute over the financial year.

If you are an individual and you require help with completing your Australian tax return, please refer to the copy of 'A guide to your 2018-2019 Advance Tax Statement' which can be downloaded from the Regulatory updates section of advance.com.au. If you are completing your tax return online, you can download a copy of 'A guide to your 2018-2019 Advance Tax Statement (e-tax)' from the Regulatory updates section of advance.com.au.

Tax components by Fund

	Distributions Received	Tax Offsets	Taxable Income
Advance Alliance Investment Funds			
Adv Int Sharemarket - AMMA Statement			
Non-primary production income			
Interest (subject to non-resident WHT)	\$0.67		\$0.67
Other income	\$5.38		\$5.38
			\$6.05
Franked dividends	\$0.00	\$1.49	\$1.49
Foreign income	\$43.66	\$29.84	\$73.50
Total distributions	\$49.71		

Statement information

Advance Asset Management Limited (ABN 98 002 538 329, AFS Licence No. 240902)

Adv Int Sharemarket

The Responsible Entity listed above (referred to as the 'company') has issued this statement. The company is part of the Westpac Group. An investment in any of the funds shown on this statement is not a deposit with, or any other liability of, the Westpac Banking Corporation (ABN 33 007 457 141) or any other company in the Westpac group of companies. It is subject to investment risk, including delays in repayment or loss of income and principal invested. None of Westpac Banking Corporation or its related entities stands behind or otherwise guarantees the capital value or investment performance of any fund offered by the 'company'.

MAPLE-BROWN ABBOTT

ATTRIBUTION MANAGED INVESTMENT TRUST MEMBER ANNUAL STATEMENT

001498 000
 SHELLARD SUPERANNUATION PTY LTD
 GPO BOX 7019
 SYDNEY NSW 2001

Date
23 July 2019
 Period
01/07/2018 to 30/06/2019
 Investor Number
10097659

Page No.
2

Account Name **Shellard Superannuation Pty Ltd**

Capital gains tax information - Additional Information for item 18

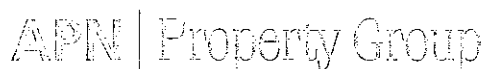
Capital gains - discounted method	1,538.46	(Grossed up amount)
Capital gains - indexation method		
Capital gains - other method		
Total Current Year Capital Gains	1,538.46	

Part C

Components of Distribution

		Cash Distribution	Tax Paid/Offsets	Attribution
Australian Income				
Unfranked amount not declared as conduit foreign income		4.29		4.29
Unfranked amount declared as conduit foreign income		50.13		50.13
Interest (subject to non-resident withholding tax)^		2.69		2.69
Interest (not subject to non-resident withholding tax)		1.25		1.25
Other income		15.71		15.71
Total Non-primary Production Income	(A)	74.07		74.07
Franked amount (Franked Distributions)	(X)	618.57	412.80	1,031.37
			Foreign income tax offsets **	
Capital Gains				
Discounted capital gain NTAP		769.23		769.23
Net capital gains		769.23		769.23
AMIT CGT gross up amount				769.23
Other capital gains distribution		769.25		0.00
Total current year capital gains	(B)	1,538.48		1,538.46
Foreign Income				
Assessable foreign source income	(C)	12.70	1.97	14.67
Gross cash distribution	Total (A+X+B+C)	2,243.82		2,658.57
AMIT Cost base net amount - excess		0.00		0.00
AMIT Cost base net amount - shortfall				0.00

** The tax offset is only available to non-residents in circumstances where the foreign income distributed to the non-resident is taxed as assessable income in Australia. ^ Interest withholding tax has been deducted from this component, if you are a non resident for tax purposes. If you are an Australian resident, interest withholding tax has not been deducted.



24 July 2019

Shellard Superannuation Pty Ltd
 ATF Shellard Retirement Fund
 GPO Box 7019
 SYDNEY NSW 2001

Correspondence to:
 PO Box 18011
 Melbourne Collins Street East
 Victoria 8003

Attribution Managed Investment Trust Member Annual Statement for the year ended 30 June 2019

APN Property for Income Fund | (ARSN 090 467 208)

Investor number: 10023785

Part A: Your details

Australian tax file number (TFN)	Provided
Country of tax residency	Australia

Part B: Summary of 2019 tax return (supplementary section) items

Tax return for individuals (supplementary section)	Tax return	Total amount (\$)
Share of net income from trusts, including unfranked dividends less net capital gains, foreign income and franked distributions	13U	78.86
Franked distributions from trusts	13C	106.39
Share of franking credit from franked dividends	13Q	31.92
Share of credit for tax file number amounts withheld from unit trust distributions	13R	--
Net capital gain	18A	--
Total current year capital gains (grossed up amount)	18H	--
Assessable foreign source income	20E	80.31
Other net foreign source income	20M	80.31
Foreign income tax offsets	20O	0.10

Part C AMMA: Components of an Attribution

Table 1: Australian income

	Attribution (\$)	Tax Paid (\$)
Interest	38.57	
Dividends – unfranked amount	9.12	
Other taxable Australian income	31.17	
Total Non-primary production income	13U 78.86	
Dividends: Franked amount (grossed up) (Franked distributions)	13C / 13Q 106.39	31.92

Table 2: Capital gains

	Attribution (\$)
Capital gains discount - Taxable Australian property	--
Capital gains discount - Non-Taxable Australian property	--
Capital gains other - Taxable Australian property	--
Capital gains other - Non-Taxable Australian property	--
Net capital gain	18A --
AMIT CGT gross up amount	--
Total capital gains	18H --

Table 3: Foreign income

	Attribution (\$)	Tax offset (\$)
Other net foreign source income	20M / 20O 80.31	0.10
Assessable foreign source income	20E 80.31	
Total foreign income (C)	80.31	0.10

Table 4: Other non-attributable amounts (includes tax-deferred)

	Amount (\$)
Other non-attributable amounts (includes tax-deferred)*	1,314.36

Table 5: Cash distribution details

	Amount (\$)
Gross cash distribution	1,579.92
TFN amounts withheld	13R --
Net cash distribution	1,579.92

Table 6: Cost base details

	Amount (\$)
AMIT cost base net amount - excess* (reduction in cost base)	(1,346.37)
AMIT cost base net amount - shortfall* (increase in cost base)	--

Please retain this statement for income tax purposes. A guide to your 2019 return information is enclosed for your information. Totals and balances may not add due to rounding.

* Tax-free amounts and tax-deferred amounts (including returns of capital) are included in Other non-attributable amounts and reflected in the calculation for AMIT cost base net amount – excess or shortfall shown in Table 6.

DETAILED BREAKDOWN OF DISTRIBUTION COMPONENTS

	Cash distribution	Tax credits	Taxable amount
	\$	\$	\$
OnePath Tax Effective Income Trust			
ABN 67 674 462 939			
<i>Income and tax credits</i>			
Non-primary production income			
- Unfranked Dividend	30.61		30.61
- Dividends - Unfranked CFI	27.25		27.25
- Interest	190.67		190.67
- Other Income	228.78		228.78
Franked Distributions			
- Franked Dividend	464.59		464.59
- Franking Credit		464.61	464.61
Foreign Income			
- Foreign income	29.83		29.83
- Foreign Income Tax Offset		6.30	6.30
Other non-assessable amounts	25.93		
Total Distribution	997.66		
Management fee rebates	439.72		
AMIT cost base adjustment - increase / (decrease) ²	(25.93)		

Notes

² Please refer to the Tax Guide for further details.

TOTAL

\$1,437.30

Part C - Detailed information

Perpetual WealthFocus Investment Funds - Perpetual Industrial Share

	Distribution / cash	Franking credits / tax offsets	Attributed amount in excess of distribution	Attributed amount
Australian income				
Interest	\$22.63			\$22.63
Dividends unfranked	\$3.08			\$3.08
Dividends - conduit foreign income (CFI)	\$73.50			\$73.50
Other income	\$1.63			\$1.63
Non-primary production income	\$100.84			\$100.84
Dividends franked	\$1,266.62	\$724.49		\$1,991.11
Franked distributions from trusts	\$1,266.62	\$724.49		\$1,991.11
Capital gains				
Discounted capital gains (TAP)	\$2.26			\$2.26
Discounted capital gains (NTAP)	\$598.91			\$598.91
Capital gains - other (NTAP)	\$12.34			\$12.34
CGT gross up / concession amount	\$601.17			\$601.17
Total current year capital gain	\$1,214.68			\$1,214.68
Net capital gain				\$613.51
Foreign income				
Assessable foreign income	\$95.99	\$23.65		\$119.64
Total foreign source income	\$95.99	\$23.65		\$119.64
Gross distribution	\$2,678.13			
Attributed amount in excess of distributions			\$0.00	
Net distribution	\$2,678.13			

SWT	Client: SHELLARD RETIREMENT FUND	Balance Date 30 JUNE 2019	Prepared By RMT	Reviewed By	Index
Lead Schedule INVESTMENTS			Date 25/09/2019	Date	G
	Sch Ref	Notes	Final	Last Year	
<u>LISTED EQUITIES</u>					
PER SOL 6 IRS		VALUED AT QUOTED PRICE	0.00	0.00	
<u>MANAGED FUNDS</u>					
PER INVESTMENT WORKSHEET		VALUED AT QUOTED PRICE	127,779.63	182,127.51	
<u>REAL PROPERTY</u>					
LIST ADDRESS		LAST VALUATION DATE - X NEXT VALUATION DATE - X	0.00	0.00	
<u>UNLISTED EQUITIES</u>					
NAME OF ASSET		LIST DETAILS, QTY, ETC LAST VALUATION DATE - X NEXT VALUATION DATE	0.00	0.00	
TOTAL INVESTMENTS			\$127,779.63	\$182,127.51	
Notes	1. All assets valued per standard AAS25 "Accounting for Superannuation Funds" and Note 1 to Accounts 2. Real property may be revalued every 3 years 3. Asset registers to be completed for CGT tracking purposes			KEY: P = Agreed to last years accounts G/L = Agreed to Trial Balance ^ = Additions checked F = Agreed to final accounts	

SHELLARD RETIREMENT FUND

RECONCILIATION OF MANAGED FUND MOVEMENTS
FOR THE PERIOD ENDED 30 JUNE 2019

TRUST NAME	ASX CODE	OPEN BAL	COST	DATE	UNITS PURCH	BONUS UNITS	DIST REINV	PURCH PRICE	UNITS SOLD	PROCEEDS RECEIVED	PROFIT/ (LOSS)	CLOSING BALANCE	COST	UNIT PRICE	MARKET VALUE 30/06/2019	MARKET VALUE 30/06/2018	MARKET VALUE CHANGE
ADVANCE INTERNATIONAL FUND		27 365 380.00	20 064 08	16/09/2004	0.0000			0.00									
		824 680.00	685 68	30/06/2006	0.0000			0.00									
		172 417.00	181 40	30/06/2007	0.0000			0.00									
		223 130.00	223 130.00	30/06/2008	0.0000			0.00									
		98 220.00	55 49	30/06/2012	0.0000			0.00									
		12 680.00	12 98	30/06/2015	0.0000			0.00									
		110 160.00	110 73	30/06/2016	0.0000			0.00									
		108 400.00	122 59	30/06/2017	0.0000			0.00									
		37 600.00	48 44	30/06/2018	0.0000			0.00									
		0.0000	0.00	16/05/2019	0.0000			0.00	28 952 667.00	37 748 30	16 387 47	0.0000	0.00	1 288.00	0.00	37 291 04	-37 291 04
		0.0000	0.00	30/06/2018	0.0000			0.00									
MAPLE BROWN ABBOTT IMPUTATION FUND		18 467 900.00	29 000.00	16/09/2004	0.0000			0.00									
		0.0000	0.00	30/06/2006	0.0000			0.00									
		0.0000	0.00	07/07/2006	0.0000			0.00									
		0.0000	0.00	30/06/2019	0.0000			0.00				18 467 900.00	25 000.00	1 071.5	19 788 35	20 322 08	-533 72
APN PROPERTY FOR INCOME FUND		12 640 390.00	35 000.00	16/09/2004	0.0000			0.00									
		0.0000	0.00	30/06/2019	0.0000			0.00				12 640 390.00	35 000.00	2 458.3	31 073 87	29 458 43	1 615 44
COLONIAL PROPERTY SECURITIES FUND		0.0000	0.00	19/09/2004	0.0000			0.00									
		0.0000	0.00	20/02/2018	0.0000			0.00	0.0000	0.00	0.00						
		0.0000	0.00	30/06/2018	0.0000			0.00				0.0000	0.00	0.8084	0.00	0.00	0.00
ING TAX EFFECTIVE INCOME TRUST		29 555 711.8	69 715.07	13/09/2004	0.0000			0.00									
		26 711.00	47 77	13/07/2005	0.0000			0.00									
		27 195.5	49 64	13/09/2005	0.0000			0.00									
		27 117.6	50 07	13/09/2005	0.0000			0.00									
		27 008.4	48 76	13/10/2005	0.0000			0.00									
		27 184.5	50 25	15/11/2005	0.0000			0.00									
		27 335.6	50 56	13/12/2005	0.0000			0.00									
		27 877.1	52 83	13/01/2006	0.0000			0.00									
		28 063.3	53 34	14/02/2006	0.0000			0.00									
		27 843.0	54 19	14/03/2006	0.0000			0.00									
		28 688.5	56 37	13/04/2006	0.0000			0.00									
		29 102.8	57 74	13/05/2006	0.0000			0.00									
		28 716.8	55 01	14/06/2006	0.0000			0.00									
		27 606.4	51 53	14/07/2006	0.0000			0.00									
		27 594.3	51 40	14/08/2006	0.0000			0.00									
		27 808.4	52 71	14/09/2006	0.0000			0.00									
		28 501.2	55 66	14/10/2006	0.0000			0.00									
		28 692.0	56 87	14/11/2006	0.0000			0.00									
		28 655.8	57 71	14/12/2006	0.0000			0.00									
		28 781.3	59 37	14/01/2007	0.0000			0.00									
		29 927.9	64 40	14/02/2007	0.0000			0.00									
		29 617.5	63 34	14/03/2007	0.0000			0.00									
		137 607.9	299 49	14/06/2007	0.0000			0.00									
		129 496.0	252 31	13/09/2007	0.0000			0.00									
		134 939.0	266 84	13/12/2007	0.0000			0.00									
		134 968.1	213 56	13/03/2008	0.0000			0.00									
		130 864.4	207 83	13/06/2008	0.0000			0.00									
		124 228.1	190 69	13/09/2008	0.0000			0.00									
		0.0000	0.00	13/11/2008	0.0000			0.00									
		122 439.6	147 11	13/12/2008	0.0000			0.00									
		99 519.8	105 46	13/03/2009	0.0000			0.00									
		89 633.5	109 48	13/06/2009	0.0000			0.00									
		77 745.8	105 33	13/09/2009	0.0000			0.00									
		63 707.2	87 47	13/12/2009	0.0000			0.00									
		63 153.7	87 43	13/03/2010	0.0000			0.00									
		64 010.7	86 28	13/06/2010	0.0000			0.00									
		61 564.5	85 23	13/09/2010	0.0000			0.00									
		63 527.4	87 96	13/12/2010	0.0000			0.00									
		64 184.7	86 01	13/03/2011	0.0000			0.00									
		64 714.6	87 96	13/06/2011	0.0000			0.00									
		65 851.1	81 28	13/09/2011	0.0000			0.00									
		63 812.1	82 19	13/12/2011	0.0000			0.00									
		63 954.3	82 29	13/03/2012	0.0000			0.00									
		65 059.1	82 69	13/06/2012	0.0000			0.00									
		62 701.1	84 95	13/09/2012	0.0000			0.00									

SHELLARD RETIREMENT FUND

RECONCILIATION OF MANAGED FUND MOVEMENTS
FOR THE PERIOD ENDED 30 JUNE 2019

TRUST NAME	ASX CODE	OPEN BAL	COST	DATE	UNITS PURCH	BONUS UNITS	DIST REINV	PURCH PRICE	UNITS SOLD	PROCEEDS RECEIVED	PROFIT/(LOSS)	CLOSING BALANCE	COST	UNIT PRICE	MARKET VALUE 30/06/2019	MARKET VALUE 30/06/2018	MARKET VALUE CHANGE
		63,984.8	89.15	31/12/2012	0.0000			0.00									
		62,595.2	95.73	30/03/2013	0.0000			0.00									
		67,365.3	98.95	30/06/2013	0.0000			0.00									
		63,939.8	99.42	30/09/2013	0.0000			0.00									
		66,973.5	101.13	31/12/2013	0.0000			0.00									
		64,555.1	101.50	30/03/2014	0.0000			0.00									
		65,142.8	104.02	30/06/2014	0.0000			0.00									
		65,507.2	105.85	30/09/2014	0.0000			0.00									
		66,411.0	104.75	31/12/2014	0.0000			0.00									
		64,649.5	111.32	30/03/2015	0.0000			0.00									
		67,072.7	112.34	30/06/2015	0.0000			0.00									
		67,556.0	108.63	30/09/2015	0.0000			0.00									
		67,796.3	106.23	31/12/2015	0.0000			0.00									
		64,747.5	106.38	30/03/2016	0.0000			0.00									
		66,401.8	110.32	30/06/2016	0.0000			0.00									
		66,875.2	113.20	30/09/2016	0.0000			0.00									
		65,844.5	110.52	31/12/2016	0.0000			0.00									
		67,196.4	114.58	30/03/2017	0.0000			0.00									
		67,518.6	116.24	30/06/2017	0.0000			0.00									
		66,765.4	112.70	30/09/2017	0.0000			0.00									
		65,452.7	116.46	31/12/2017	0.0000			0.00									
		67,534.8	116.43	30/03/2018	0.0000			0.00									
		67,455.0	116.38	30/06/2018	0.0000			0.00									
		0.0000	0.00	30/09/2018	0.0000			120.03									
		0.0000	0.00	31/12/2018	0.0000			68.4618									
		0.0000	0.00	30/03/2019	0.0000			66.4877									
		0.0000	0.00	30/06/2019	0.0000			0.00	11,001.7053	20,000.00	-5,950.47	22,815.1253	50,653.39	1.8706	42,677.87	59,305.29	-16,627.31
PERPETUAL INDUSTRIAL SHARE FUND		23,613.3980	43,000.00	31/06/2004	0.0000			0.00									
		0.0000	0.00	30/06/2007	0.0000			0.00									
		0.0000	0.00	30/06/2019	0.0000			0.00									
TOTALS		117,288,416.5	200,609.50		0.0000	0.0000	202.7701	355.19	39,954.3723	57,748.30	10,437.00	77,536.8143	153,655.39		127,779.63	182,127.51	-54,347.89

UNREALISED GAINS

MARKET VALUE AT 30/06/2019	127,779.63
LESS:	
MARKET VALUE AT 30/06/2018	-182,127.51
PURCHASES DURING THE YEAR	-355.19
ADD:	
SALE PROCEEDS DURING THE YEAR	57,748.30
LESS:	
PROFIT ON SALE OF UNITS DURING THE YEAR	-10,437.00
UNREALISED GAINS FOR THE YEAR	-7,391.77

Advance Asset Management Exit Statement



SHELLARD SUPERANNUATION PTY LTD
GPO BOX 7019
SYDNEY NSW 2001

Investor Number C13656930

Advance Contact Centre 1800 819 935

Fax Number (02) 9274 5211

Internet advance.com.au

Issue Date 28 May 2019

Transaction Details

	\$ Gross Amount	\$ Rebates and Fees	\$ Net Amount	\$ Unit Price	Number of Units
Adv Int Sharemarket					
31 Mar 2019 Opening balance	\$37,710.85		\$37,710.85	\$1.3025	28,952.67
11 May 2019 Distribution					
Paid by Cheque	\$49.71		\$49.71		
16 May 2019 Withdrawal	-\$37,797.71		-\$37,797.71	\$1.3055	-28,952.67
16 May 2019 Closing balance	\$0.00				
Net earnings for the period**			\$136.57		

Total fees you paid		
Sum of fees included above		\$0.00
Indirect costs of your investment	This approximate amount has been deducted from your investment and covers amounts that have reduced the return on your investment but are not charged to you directly as a fee. These indirect costs relate to the underlying fees and costs incurred in managing your investment. Legislation requires issuers of superannuation products and managed investment products to provide more information in relation to the underlying fees and costs involved in managing your investment that have been included in your investment's unit price.	\$666.21
Total fees you paid	This approximate amount includes all the fees and costs which affected your investment during the period.	\$666.21

11 May distribution at 0.171709 cents per unit : \$49.71

** Net earnings reflects the change in market value of the underlying investments of the funds over the period, plus any distribution amounts you've been paid within the period.

MAPLE-BROWN ABBOTT

16 July 2019

H 001023
000



SHELLARD SUPERANNUATION PTY LTD
GPO BOX 7019
SYDNEY NSW 2001

Distribution Statement

Investor number: **10097659**
Investor name: **SHELLARD SUPERANNUATION PTY LTD**
Statement date: **01/07/2019** For the period ending: **30/06/2019**

Transactions History

Fund Date	Transaction Details	Amount \$	Unit Price \$	No. of Units	Unit Balance
MAPLE-BROWN ABBOTT AUSTRALIAN SHARE FUND (ORDINARY) (ADV0013AU)					
02/04/2019	Opening Balance of Units				18,468.03
01/07/2019	Distribution	1,242.59			
01/07/2019	Closing Balance of Units				18,468.03

Holding Details* at 30/06/2019

Fund	APIR	Total Units Held	Redemption price (per unit) \$	Price Date	Holding Value \$
Maple-Brown Abbott Australian Share Fund (Ordinary)	ADV0013AU	18,468.03	1.0715	30/06/2019	19,788.49
					19,788.49

*Please note, 'Holding Details' includes all your investment holdings in Wholesale/Retail Fund, not just those paying a distribution.

Distribution Summary

Distribution Period	Fund	APIR	Units held at end of period	Distribution Rate (CPU)	Distribution Amount \$
01/04/2019 - 30/06/2019	Maple-Brown Abbott Australian Share Fund (Ordinary)	ADV0013AU	18,468.03	6.7283	1,242.59
Gross Amount					1,242.59

Distribution Payment Details

\$1,242.59 Paid to - BSB: 182-222 A/C: 121180913; Shellard Superannuation Pty Lt on 10 July 2019

Holding Details*

Fund	APIR	Total Units Held	Redemption price (per unit) \$	Price Date	Holding Value \$
Maple-Brown Abbott Australian Share Fund (Ordinary)	ADV0013AU	18,468.03	1.0074	01/07/2019	18,604.69
					18,604.69

*Please note, 'Holding Details' includes all your investment holdings in Wholesale/Retail Fund, not just those paying a distribution.

Investor Enquiries: 1800 034 402 (9am-5.30pm AEST) Adviser Enquiries: 1800 034 402 (9am-5.30pm AEST)

MBA Online: maple-brownabbott.com.au/mbaonline

maple-brownabbott.com.au

ABN 73 001 208 564, AFSL No. 237296

APN Property Group Limited
ABN 30 103 816 038

Level 30, 401 Collins Street
Melbourne, Victoria 3000 Australia

Responsible Entity:
APN Funds Management Limited
ABN 60 080 674 479 APSL No 237500

T +61 (0) 3 8656 1000
F +61 (0) 3 8656 1010
Investor Services 1800 996 456
Adviser Services 1300 027 636
W www.apngroup.com.au
E apnpg@apngroup.com.au

Correspondence to:
PO Box 18011
Melbourne Collins Street East
Victoria 8003

APN | Property Group

10 July 2019

Shellard Superannuation Pty Ltd
ATF Shellard Retirement Fund
GPO Box 7019
SYDNEY NSW 2001

Distribution Statement

APN Property for Income Fund | Investor number 10023785
ARSN 090 467 208

Summary of distributions received for the period 1 April 2019 to 30 June 2019

Accrued Date	Date Paid	Unit Holding	Cents Per Unit	Gross Distribution Amount (\$)	Tax Withheld Amount (\$)	Net Distribution Amount (\$)
30 Apr 19	10 May 19	12,640.39	1.0416	131.66	0.00	131.66
31 May 19	11 Jun 19	12,640.39	1.0416	131.66	0.00	131.66
30 Jun 19	10 Jul 19	12,640.39	1.0416	131.66	0.00	131.66
Total for period			3.1248	394.98	0.00	394.98
Financial Year to Date			12.4992	1,579.92	0.00	1,579.92

*Please note: For distributions that have been reinvested, new units will be allotted on the payment day. You can view our distribution timetable by visiting our website at www.apngroup.com.au

Our distribution payment records indicate that you have chosen to have your distribution paid into your nominated bank account by electronic transfer.

Details of investment for the period 1 April 2019 to 10 July 2019 | 10023785

Transaction Date	Transaction Type	Gross Amount (\$)	Deductions* (\$)	Cash Amount (\$)	Reinvestment Amount (\$)	Unit Price (\$)	Number of Units	Unit Balance	Redemption Price (\$)	Investment Value (\$)
01 Apr 19	Unit Holding							12,640.39	2.4324	30,746.48
10 Apr 19	Distribution	131.66	-	131.66	-	-	-	12,640.39	2.3962	30,288.90
10 May 19	Distribution	131.66	-	131.66	-	-	-	12,640.39	2.3675	29,926.12
11 Jun 19	Distribution	131.66	-	131.66	-	-	-	12,640.39	2.4914	31,492.26
30 Jun 19	Unit Holding							12,640.39	2.4583	31,073.87
10 Jul 19	Distribution	131.66	-	131.66	-	-	-	12,640.39	2.5616	32,379.62

* Deductions include tax withheld or brokerage amounts deducted from the Gross Amount.



016
 Mr R & Mrs D Shellard
 ATF: Shellard Superannuation Fund
 GPO Box 7019
 SYDNEY NSW 2001

Adviser details

Mark Taylor
 Integrity Financial Plan
 P 02 8236 7500

Customer Services

347 Kent Street Sydney NSW 2000
 GPO Box 5306 Sydney NSW 2001
 P 133 665
 E customer@onepath.com.au

OneAnswer Investment Portfolio

PORTFOLIO SUMMARY - 1 APRIL 2019 TO 30 JUNE 2019

Investor name(s): Roger Shellard
 Diana Shellard
Investor number: 5131751

PORTFOLIO BALANCE AS AT 30 JUNE 2019

Investment fund	Units	Unit price (\$)	Balance (\$)	Portfolio (%)
OnePath Tax Effective Income Trust	22,815.1200	1.87060	42,677.96	100.0
Total portfolio balance			42,677.96	100.0

ASSET ALLOCATION

Investment fund	Cash %	Fixed Interest %	Property %	Shares		Other %
				Aust %	Int'l %	
OnePath Tax Effective Income Trust	12.80	19.20	31.30	36.70	0.00	0.00
Total Portfolio	12.80	19.20	31.30	36.70	0.00	0.00

Your overall portfolio weighting shows your exposure to asset classes across all of the investment funds within your investment strategy.

TRANSACTIONS

OnePath Tax Effective Income Trust

Date	Transaction	Amount (\$)	Unit price (\$)	Units	Balance (\$)
	Balance carried forward		1.82500	22,815.1200	41,637.59
13/06/19	Rebate	8.38			
13/06/19	Rebate	76.15			
30/06/19	Closing balance		1.87060	22,815.1200	42,677.96



R02
 Mr R & Mrs D Shellard
 ATF: Shellard Superannuation Fund
 GPO Box 7019
 SYDNEY NSW 2001

Adviser details
 Mark Taylor
 Integrity Financial Plan
 P 02 8236 7500

Customer Services
 347 Kent Street Sydney NSW 2000
 GPO Box 5306 Sydney NSW 2001
 P 133 665
 E customer@onepath.com.au

OneAnswer Investment Portfolio

PORTFOLIO SUMMARY - 1 JANUARY 2019 TO 31 MARCH 2019

Investor name(s): Roger Shellard
 Diana Shellard
Investor number: 5131751

PORTFOLIO BALANCE AS AT 31 MARCH 2019

Investment fund	Units	Unit price (\$)	Balance (\$)	Portfolio (%)
OnePath Tax Effective Income Trust	22,815.1200	1.82500	41,637.59	100.0
Total portfolio balance			41,637.59	100.0

ASSET ALLOCATION

Investment fund	Cash %	Fixed Interest %	Property %	Shares		Other %
				Aust %	Int'l %	
OnePath Tax Effective Income Trust	13.00	19.30	30.20	37.50	0.00	0.00
Total Portfolio	13.00	19.30	30.20	37.50	0.00	0.00

Your overall portfolio weighting shows your exposure to asset classes across all of the investment funds within your investment strategy.

TRANSACTIONS

OnePath Tax Effective Income Trust

Date	Transaction	Amount (\$)	Unit price (\$)	Units	Balance (\$)
	Balance carried forward		1.67900	33,750.3376	56,666.82
13/03/19	Rebate	12.93	1.80650	7.1575	
13/03/19	Rebate	107.18	1.80650	59.3302	
18/03/19	Redemption	-20,000.00	1.81790	-11,001.7053	
31/03/19	Closing balance		1.82500	22,815.1200	41,637.59



GPO Box 5306 Sydney NSW 2001

Investor name: Roger Shellard, Diana Shellard

Investor number: 5131751

Adviser name: MARK TAYLOR

Adviser phone: 0282367500

Reference: RAKESHS 18/03/2019

Mr R & Mrs D Shellard
ATF: Shellard Superannuation Fund
GPO Box 7019
SYDNEY NSW 2001

18 March 2019

OneAnswer Investment Portfolio - withdrawal request

Dear Investor

We would like to confirm that your request to withdraw funds from your investment has been processed. The details of the withdrawal are provided below.

Investment fund	Date	Units withdrawn	Unit price	Amount
OnePath Tax Effective Income Trust	18/03/2019	11,001.7053	\$1.81790	\$20,000.00
TOTAL				\$20,000.00

The withdrawal amount of \$20,000.00 has been paid into the following account:

BSB number: 182-222
Account number: 121180913
Account name: Shellard Superannuation Pty Ltd

Transaction details relating to the withdrawal will appear on your next quarterly Portfolio Summary.

Any questions?

If you have any questions about your investments, please:

- contact your financial adviser
- call Customer Services on 133 665, weekdays between 8 .30am and 6 .30pm (Sydney time)
- email us at customer@onepath.com.au

Yours sincerely

Joshua Cross
Head of Pensions and Investments Operations
ANZ Wealth



R02
Mr R & Mrs D Shellard
ATF: Shellard Superannuation Fund
GPO Box 7019
SYDNEY NSW 2001

Adviser details
Mark Taylor
Integrity Financial Plan
P 02 8236 7500

Customer Services
242 Pitt Street Sydney NSW 2000
GPO Box 5306 Sydney NSW 2001
P 133 665
F 02 9234 6668
E customer@onepath.com.au

OneAnswer Investment Portfolio

PORTFOLIO SUMMARY - 1 OCTOBER 2018 TO 31 DECEMBER 2018

Investor name(s): Roger Shellard
Diana Shellard
Investor number: 5131751

PORTFOLIO BALANCE AS AT 31 DECEMBER 2018

Investment fund	Units	Unit price (\$)	Balance (\$)	Portfolio (%)
OnePath Tax Effective Income Trust	33,750.3376	1.67900	56,666.82	100.0
Total portfolio balance			56,666.82	100.0

ASSET ALLOCATION

Investment fund	Cash %	Fixed Interest %	Property %	Shares		Other %
				Aust %	Int'l %	
OnePath Tax Effective Income Trust	13.50	19.00	30.20	37.30	0.00	0.00
Total Portfolio	13.50	19.00	30.20	37.30	0.00	0.00

Your overall portfolio weighting shows your exposure to asset classes across all of the investment funds within your investment strategy.

TRANSACTIONS

OnePath Tax Effective Income Trust

Date	Transaction	Amount (\$)	Unit price (\$)	Units	Balance (\$)
	Balance carried forward		1.76520	33,681.8758	59,455.25
13/12/18	Rebate	12.41	1.68050	7.3847	
13/12/18	Rebate	102.64	1.68050	61.0771	
31/12/18	Closing balance		1.67900	33,750.3376	56,666.82





R02
Mr R & Mrs D Shellard
ATF: Shellard Superannuation Fund
GPO Box 7019
SYDNEY NSW 2001

Adviser details

Mark Taylor
Integrity Financial Plan
P 02 8236 7500

Customer Services

242 Pitt Street Sydney NSW 2000
GPO Box 5306 Sydney NSW 2001
P 133 665
F 02 9234 6668
E customer@onepath.com.au

OneAnswer Investment Portfolio

PORTFOLIO SUMMARY - 1 JULY 2018 TO 30 SEPTEMBER 2018

Investor name(s): Roger Shellard
Diana Shellard
Investor number: 5131751

PORTFOLIO BALANCE AS AT 30 SEPTEMBER 2018

Investment fund	Units	Unit price (\$)	Balance (\$)	Portfolio (%)
OnePath Tax Effective Income Trust	33,681.8758	1.76520	59,455.25	100.0
Total portfolio balance			59,455.25	100.0

ASSET ALLOCATION

Investment fund	Cash %	Fixed Interest %	Property %	Shares		Other %
				Aust %	Int'l %	
OnePath Tax Effective Income Trust	14.80	19.50	29.70	36.00	0.00	0.00
Total Portfolio	14.80	19.50	29.70	36.00	0.00	0.00

Your overall portfolio weighting shows your exposure to asset classes across all of the investment funds within your investment strategy.

TRANSACTIONS

OnePath Tax Effective Income Trust

Date	Transaction	Amount (\$)	Unit price (\$)	Units	Balance (\$)
	Balance carried forward		1.76430	33,614.0585	59,305.28
13/09/18	Rebate	12.98	1.76990	7.3337	
13/09/18	Rebate	107.05	1.76990	60.4836	
30/09/18	Closing balance		1.76520	33,681.8758	59,455.25



Distribution Statement



016

1262/001243/A0062/93959/A

Shellard Superannuation Pty Ltd ATF Shellard Retirement Fund
C/- Stirling Securities Pty Ltd
GPO BOX 7019
SYDNEY NSW 2001

Perpetual WealthFocus Investment Funds

Client number	343909026
Account number	AC720244168
Issue date	13 July 2019
Reporting Period	01 April 2019 - 30 June 2019
Client services	1800 022 033
Account name	Shellard Superannuation Pty Ltd As Trustee For Shellard Retirement Fund

Adviser Robert Taylor

Distribution summary

Distribution amount	\$2,146.10
Net distribution payment	\$2,146.10

Opening investment summary as at 01/07/2019

Investments	Investment (%)	Units	Exit price	Balance
Perpetual Industrial Share	100.00%	23,613.399	\$1.450	\$34,231.16
Total	100.00%			\$34,231.16

Distribution details

Investments	Distribution period	Units	Cents/unit	Amount
Perpetual Industrial Share	01/04/2019 - 30/06/2019	23,613.399	9.088	\$2,146.10
Total distribution				\$2,146.10

Net distribution payment details

Investments	Distribution method	Reinvestment date	Units	Reinvestment unit price	Amount
Perpetual Industrial Share	Direct Credit				\$2,146.10
Net distribution					\$2,146.10

Direct credit details


Account name	Shellard Superannuation Fund
BSB number	182222
Account number	xxxxx913
Total amount for reporting period	\$2,146.10

Administration

Tax file number supplied	yes
ABN supplied	yes
Telephone withdrawal facility	yes
Annual report subscription	no

S001243
93959/A/WFI_DIST_JUNE_2019_DisUT_101381518_WealthFocusInvestmentFunds
1262/001243/

SWT	Client: SHELLARD RETIREMENT FUND	Balance Date 30 JUNE 2019	Prepared By RMT	Reviewed By	Index
	Lead Schedule OTHER ASSETS		Date 25/09/2019	Date	i
	Sch Ref	Notes		Final	Last Year
<u>CASH</u>					
MACQUARIE CMT A/C NO: 121 180 913		PER SOL 6 BANK REC		57,561.81	13,728.15
<u>ATO TAX REFUND</u>					
2019 YEAR		PER TAX REC FOR YEAR		1,635.31	1,271.04
<u>OTHER ASSETS</u>					
LIST DETAILS		RECEIVED - X		0.00	0.00
TOTAL OTHER ASSETS				\$59,197.12	\$14,999.19
Notes	<p>1. All assets valued per standard AAS25 "Accounting for Superannuation Funds" and Note 1 to Accounts</p> <p>2. Sol 6 cash receipts & cash payments to be used where possible to facilitate Sol 6 Bank rec</p> <p>3. ATO refund to be recorded only if refund is after all other taxes are paid</p>			<p>KEY: P = Agreed to last years accounts G/L = Agreed to Trial Balance ^ = Additions checked F = Agreed to final accounts</p>	



MACQUARIE

Macquarie Cash Management Account

MACQUARIE BANK LIMITED
ABN 46 008 583 542 AFSL 237502

enquiries 1800 806 310
fax 1800 550 140
www.macquarie.com.au

GPO Box 2520
Sydney, NSW 2001



015 25177

SHELLARD SUPERANNUATION PTY LTD
L 11 111 ELIZABETH ST
SYDNEY NSW 2000

1 Shelley Street
Sydney, NSW 2000

account balance **\$56,097.98**
as at 31 Jul 19

account name SHELLARD SUPERANNUATION PTY LTD ATF
SHELLARD RETIREMENT FUND
account no. 121180913

transaction	description	debits	credits	balance
30.06.19	OPENING BALANCE			53,657.40
04.07.19	Deposit ONEPATHFM LTD 5131751 INCOME		384.06	54,041.46
10.07.19	Deposit MAPLEBROWN 00HDCS MAPLEBROWN		1,242.59	55,284.05
10.07.19	Deposit APNFM LTD CLRACC 10023785 Distribut		131.66	55,415.71
11.07.19	Deposit PIML UT Distribu AC720244168		2,146.10	57,561.81
29.07.19	Funds transfer P/P CBA RO & DEA SHELLARD	1,500.00		56,061.81
31.07.19	Interest MACQUARIE CMA INTEREST PAID*		36.17	56,097.98

how to make a transaction

online

Log in to www.macquarie.com.au/personal

by phone

Call 133 275 to make a phone transaction

transfers from another bank account

Transfer funds from another bank to this account:

BSB 182 222

ACCOUNT NO. 121180913

deposits using BPay

From another bank



Billers code: 20206

Ref: 121 180 913

continued on next



Macquarie Cash Management Account

MACQUARIE BANK LIMITED
ABN 46 008 583 542 AFSL 237502

enquiries 1800 806 310
fax 1800 550 140
www.macquarie.com.au

GPO Box 2520
Sydney, NSW 2001



SHELLARD SUPERANNUATION PTY LTD
L 11 111 ELIZABETH ST
SYDNEY NSW 2000

1 Shelley Street
Sydney, NSW 2000

account balance **\$53,657.40**
as at 30 Jun 19

account name SHELLARD SUPERANNUATION PTY LTD ATF
SHELLARD RETIREMENT FUND
account no. 121180913

transaction	description	debits	credits	balance
31.05.19	OPENING BALANCE			54,896.11
11.06.19	Deposit APNFM LTD CLRACC 10023785 Distribut		131.66	55,027.77
24.06.19	Deposit ONEPATHFM LTD 5131751FREBATE		8.38	55,036.15
24.06.19	Deposit ONEPATHFM LTD 5131751FREBATE		76.15	55,112.30
28.06.19	Interest MACQUARIE CMA INTEREST PAID*		45.10	55,157.40
28.06.19	Funds transfer P/P CBA RO & DEA SHELLARD	1,500.00		53,657.40
	CLOSING BALANCE AS AT 30 JUN 19	1,500.00	261.29	53,657.40

* Stepped interest rates as at 30 June 2019: balances \$0.00 to \$4,999.99 earned 0.00%; balances \$5,000.00 and above earned 1.05%

annual interest summary 2018/2019

INTEREST PAID	112.85
TOTAL INCOME PAID	112.85

how to make a transaction

online

Log in to www.macquarie.com.au/personal

by phone

Call 133 275 to make a phone transaction

transfers from another bank account

Transfer funds from another bank to this account:
BSB 182 222
ACCOUNT NO. 121180913

deposits using BPay

From another bank



Bill code: 20206
Ref: 121 180 913

continued on next



Macquarie Cash Management Account

MACQUARIE BANK LIMITED
ABN 46 008 583 542 AFSL 237502enquiries 1800 806 310
fax 1800 550 140
www.macquarie.com.auGPO Box 2520
Sydney, NSW 2001SHELLARD SUPERANNUATION PTY LTD
L 11 111 ELIZABETH ST
SYDNEY NSW 20001 Shelley Street
Sydney, NSW 2000account balance **\$54,896.11**
as at 31 May 19account name SHELLARD SUPERANNUATION PTY LTD ATF
SHELLARD RETIREMENT FUND
account no. 121180913

transaction	description	debits	credits	balance
30.04.19	OPENING BALANCE			18,450.63
10.05.19	Deposit APNFM LTD CLRACC 10023785 Distribut		131.66	18,582.29
29.05.19	Funds transfer P/P CBA RO & DEA SHELLARD	1,500.00		17,082.29
31.05.19	Interest MACQUARIE CMA INTEREST PAID*		16.11	17,098.40
31.05.19	Deposit DEPOSIT		37,797.71	54,896.11
	CLOSING BALANCE AS AT 31 MAY 19	1,500.00	37,945.48	54,896.11

* Stepped interest rates as at 31 May 2019: balances \$0.00 to \$4,999.99 earned 0.00%; balances \$5,000.00 and above earned 1.30%

how to make a transaction

online

Log in to www.macquarie.com.au/personal

by phone

Call 133 275 to make a phone transaction

transfers from another bank account

Transfer funds from another bank to this account:
BSB 182 222
ACCOUNT NO. 121180913

deposits using BPay

From another bank

Bill code: 20206
Ref: 121 180 913

continued on next



Macquarie Cash Management Account

MACQUARIE BANK LIMITED
ABN 46 008 583 542 AFSL 237502enquiries 1800 806 310
fax 1800 550 140
www.macquarie.com.auGPO Box 2520
Sydney, NSW 2001

015 25336

SHELLARD SUPERANNUATION PTY LTD
L 11 111 ELIZABETH ST
SYDNEY NSW 20001 Shelley Street
Sydney, NSW 2000account balance **\$18,450.63**
as at 30 Apr 19account name SHELLARD SUPERANNUATION PTY LTD ATF
SHELLARD RETIREMENT FUND
account no. 121180913

transaction	description	debits	credits	balance
31.03.19	OPENING BALANCE			19,538.68
04.04.19	DEPOSIT		210.84	19,749.52
08.04.19	DEPOSIT		335.75	20,085.27
10.04.19	DEPOSIT		131.66	20,216.93
10.04.19	Cheque	CHEQUE WITHDRAWAL 000102	53.00	20,163.93
11.04.19	Cheque	CHEQUE WITHDRAWAL 000103	330.00	19,833.93
12.04.19	DEPOSIT		100.88	19,934.81
29.04.19	Funds transfer	P/P CBA RO & DEA SHELLARD	1,500.00	18,434.81
30.04.19	Interest	MACQUARIE CMA INTEREST PAID*	15.82	18,450.63

how to make a transaction

online

Log in to www.macquarie.com.au/personal

by phone

Call 133 275 to make a phone transaction

transfers from another bank account


Transfer funds from another bank to this account:
BSB 182 222
ACCOUNT NO. 121180913

deposits using BPay

From another bank

Biller code: 20206
Ref: 121 180 913

continued on next



MACQUARIE

Macquarie Cash Management Account

MACQUARIE BANK LIMITED

ABN 46 008 583 542

AFSL 237502

enquiries 1800 806 310

fax 1800 550 140

www.macquarie.com.au

GPO Box 2520

Sydney, NSW 2001



015

29930

SHELLARD SUPERANNUATION PTY LTD

L 11 111 ELIZABETH ST

SYDNEY NSW 2000

1 Shelley Street

Sydney, NSW 2000

account balance **\$19,538.68**

as at 31 Mar 19

account name SHELLARD SUPERANNUATION PTY LTD ATF
SHELLARD RETIREMENT FUND
account no. 121180913

transaction	description	debits	credits	balance
28.02.19	OPENING BALANCE			1,388.51
12.03.19	DEPOSIT APNFM LTD CLRACC 10023785 Distribut		131.66	1,520.17
20.03.19	DEPOSIT ONEPATHFM LTD 5131751 WTHDWL		20,000.00	21,520.17
21.03.19	Funds transfer R/P MANUAL	1,500.00		20,020.17
27.03.19	DEPOSIT ATO ATO008000010579755		1,012.04	21,032.21
29.03.19	Interest MACQUARIE CMA INTEREST PAID*		6.47	21,038.68
29.03.19	Funds transfer P/P CBA RO & DEA SHELLARD	1,500.00		19,538.68

how to make a transaction

online

Log in to www.macquarie.com.au/personal

by phone

Call 133 275 to make a phone transaction

transfers from another bank account

Transfer funds from another bank to this account:

BSB 182 222

ACCOUNT NO. 121180913

deposits using BPay


From another bank



Biller code: 20206

Ref: 121 180 913

continued on next



MACQUARIE

Macquarie Cash Management Account

MACQUARIE BANK LIMITED
ABN 46 008 583 542 AFSL 237502

enquiries 1800 806 310
fax 1800 550 140
www.macquarie.com.au

GPO Box 2520
Sydney, NSW 2001

1 Shelley Street
Sydney, NSW 2000



015 25382

SHELLARD SUPERANNUATION PTY LTD
L 11 111 ELIZABETH ST
SYDNEY NSW 2000

account balance **\$1,388.51**
as at 28 Feb 19

account name SHELLARD SUPERANNUATION PTY LTD ATF
SHELLARD RETIREMENT FUND
account no. 121180913

transaction	description	debits	credits	balance
31.01.19	OPENING BALANCE			1,256.85
11.02.19	DEPOSIT APNFM LTD CLRACC 10023785 Distribut		131.66	1,388.51
	CLOSING BALANCE AS AT 28 FEB 19	0.00	131.66	1,388.51

* Stepped interest rates as at 28 February 2019: balances \$0.00 to \$4,999.99 earned 0.00%; balances \$5,000.00 and above earned 1.30%

how to make a transaction

online

Log in to www.macquarie.com.au/personal

by phone

Call 133 275 to make a phone transaction

transfers from another bank account

Transfer funds from another bank to this account:

BSB 182 222

ACCOUNT NO. 121180913

deposits using BPay

From another bank



Bill code: 20206
Ref: 121 180 913

continued on next



Macquarie Cash Management Account

MACQUARIE BANK LIMITED
ABN 46 008 583 542 AFSL 237502

enquiries 1800 806 310
fax 1800 550 140
www.macquarie.com.au

GPO Box 2520
Sydney, NSW 2001



SHELLARD SUPERANNUATION PTY LTD
L 11 111 ELIZABETH ST
SYDNEY NSW 2000

1 Shelley Street
Sydney, NSW 2000

account balance **\$1,256.85**
as at 31 Jan 19

account name SHELLARD SUPERANNUATION PTY LTD ATF
SHELLARD RETIREMENT FUND
account no. 121180913

transaction	description	debits	credits	balance
31.12.18	OPENING BALANCE			2,048.07
07.01.19	DEPOSIT		ONEPATHFM LTD 5131751 INCOME 52.30	2,100.37
09.01.19	DEPOSIT		MAPLEBROWN 00H31K MAPLEBROWN 225.84	2,326.21
10.01.19	DEPOSIT		APNFM LTD CLRACC 10023785 Distribut 131.66	2,457.87
15.01.19	DEPOSIT		PIML UT Distribu AC720244168 298.98	2,756.85
29.01.19	Funds transfer	P/P CBA RO & DEA SHELLARD 1,500.00		1,256.85
	CLOSING BALANCE AS AT 31 JAN 19	1,500.00	708.78	1,256.85

* Stepped interest rates as at 31 January 2019: balances \$0.00 to \$4,999.99 earned 0.00%; balances \$5,000.00 and above earned 1.30%

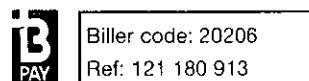
how to make a transaction

online
Log in to www.macquarie.com.au/personal


by phone
Call 133 275 to make a phone transaction

transfers from another bank account
Transfer funds from another bank to this account:
BSB 182 222
ACCOUNT NO. 121180913

deposits using BPay
From another bank



continued on next



MACQUARIE

Macquarie Cash Management Account

MACQUARIE BANK LIMITED

ABN 46 008 583 542

AFSL 237502

enquiries 1800 806 310

fax 1800 550 140

www.macquarie.com.au

GPO Box 2520
Sydney, NSW 20011 Shelley Street
Sydney, NSW 2000SHELLARD SUPERANNUATION PTY LTD
L 11 111 ELIZABETH ST
SYDNEY NSW 2000account balance **\$2,048.07**
as at 31 Dec 18account name SHELLARD SUPERANNUATION PTY LTD ATF
SHELLARD RETIREMENT FUND
account no. 121180913

transaction	description	debits	credits	balance
30.11.18	OPENING BALANCE			3,416.41
10.12.18	DEPOSIT APNFM LTD CLRACC 10023785 Distribut		131.66	3,548.07
28.12.18	Funds transfer P/P CBA RO & DEA SHELLARD	1,500.00		2,048.07
	CLOSING BALANCE AS AT 31 DEC 18	1,500.00	131.66	2,048.07

* Stepped interest rates as at 31 December 2018: balances \$0.00 to \$4,999.99 earned 0.00%; balances \$5,000.00 and above earned 1.30%

how to make a transaction

online

Log in to www.macquarie.com.au/personal

by phone

Call 133 275 to make a phone transaction

transfers from another bank account

Transfer funds from another bank to this account:

BSB 182 222

ACCOUNT NO. 121180913

deposits using BPay

From another bank



Billor code: 20206

Ref: 121 180 913

continued on next



Macquarie Cash Management Account

MACQUARIE BANK LIMITED
ABN 46 008 583 542 AFSL 237502enquiries 1800 806 310
fax 1800 550 140
www.macquarie.com.auGPO Box 2520
Sydney, NSW 2001

015 25950

SHELLARD SUPERANNUATION PTY LTD
L 11 111 ELIZABETH ST
SYDNEY NSW 20001 Shelley Street
Sydney, NSW 2000account balance **\$3,416.41**
as at 30 Nov 18account name SHELLARD SUPERANNUATION PTY LTD ATF
SHELLARD RETIREMENT FUND
account no. 121180913

	transactions	debits	credits	balance
31.10.18	OPENING BALANCE			9,073.40
01.11.18	CHEQUE WITHDRAWAL 000100	1,540.00		7,533.40
12.11.18	APNFM LTD CLRACC 10023785 Distribut		131.66	7,665.06
16.11.18	CHEQUE WITHDRAWAL 000101	2,750.00		4,915.06
29.11.18	P/P CBA RO & DEA SHELLARD	1,500.00		3,415.06
30.11.18	MACQUARIE CMA INTEREST PAID*		1.35	3,416.41
	CLOSING BALANCE AS AT 30 NOV 18	5,790.00	133.01	3,416.41

* Stepped interest rates as at 30 November 2018: balances \$0.00 to \$4,999.99 earned 0.00%; balances \$5,000.00 and above earned 1.30%

how to make a transaction

online

Log in to www.macquarie.com.au/personal

by phone

Call 133 275 to make a phone transaction

transfers from another bank account


Transfer funds from another bank to this account:
BSB 182 222
ACCOUNT NO. 121180913

deposits using BPay

From another bank

Billor code: 20206
Ref: 121 180 913

continued on next



MACQUARIE

Macquarie Cash Management Account

MACQUARIE BANK LIMITED

ABN 46 008 583 542

AFSL 237502

enquiries 1800 806 310

fax 1800 550 140

www.macquarie.com.au

GPO Box 2520
Sydney, NSW 2001

015

26308

SHELLARD SUPERANNUATION PTY LTD
L 11 111 ELIZABETH ST
SYDNEY NSW 20001 Shelley Street
Sydney, NSW 2000account balance **\$9,073.40**
as at 31 Oct 18account name SHELLARD SUPERANNUATION PTY LTD ATF
SHELLARD RETIREMENT FUND
account no. 121180913

	transactions	debits	credits	balance
30.09.18	OPENING BALANCE			9,513.79
05.10.18	ONEPATHFM LTD 5131751 INCOME		350.46	9,864.25
10.10.18	MAPLEBROWN 00GZGE MAPLEBROWN		439.64	10,303.89
10.10.18	APNFM LTD CLRACC 10023785 Distribut		131.66	10,435.55
11.10.18	PIML UT Distribu AC720244168		132.17	10,567.72
29.10.18	P/P CBA RO & DEA SHELLARD	1,500.00		9,067.72
31.10.18	MACQUARIE CMA INTEREST PAID*		5.68	9,073.40

how to make a transaction

online

Log in to www.macquarie.com.au/personal

by phone

Call 133 275 to make a phone transaction

transfers from another bank account

Transfer funds from another bank to this account:

BSB 182 222

ACCOUNT NO. 121180913

deposits using BPay


From another bank



Billers code: 20206

Ref: 121 180 913

continued on next



MACQUARIE

Macquarie Cash Management Account

MACQUARIE BANK LIMITED
ABN 46 008 583 542 AFSL 237502

enquiries 1800 806 310
fax 1800 550 140
www.macquarie.com.au

GPO Box 2520
Sydney, NSW 2001

1 Shelley Street
Sydney, NSW 2000



SHELLARD SUPERANNUATION PTY LTD
L 11 111 ELIZABETH ST
SYDNEY NSW 2000

account balance **\$9,513.79**
as at 30 Sep 18

account name SHELLARD SUPERANNUATION PTY LTD ATF
SHELLARD RETIREMENT FUND
account no. 121180913

	transactions	debits	credits	balance
31.08.18	OPENING BALANCE			10,875.96
10.09.18	APNFM LTD CLRACC 10023785 Distribut		131.66	11,007.62
28.09.18	MACQUARIE CMA INTEREST PAID*		6.17	11,013.79
28.09.18	P/P CBA RO & DEA SHELLARD	1,500.00		9,513.79
	CLOSING BALANCE AS AT 30 SEP 18	1,500.00	137.83	9,513.79

* Stepped interest rates as at 30 September 2018: balances \$0.00 to \$4,999.99 earned 0.00%; balances \$5,000.00 and above earned 1.30%

how to make a transaction

online
Log in to www.macquarie.com.au/personal

by phone
Call 133 275 to make a phone transaction


transfers from another bank account
Transfer funds from another bank to this account:
BSB 182 222
ACCOUNT NO. 121180913

deposits using BPay
From another bank



Bill code: 20206
Ref: 121 180 913

continued on next



MACQUARIE

Macquarie Cash Management Account

MACQUARIE BANK LIMITED
ABN 46 008 583 542 AFSL 237502enquiries 1800 806 310
fax 1800 550 140
www.macquarie.com.auGPO Box 2520
Sydney, NSW 20011 Shelley Street
Sydney, NSW 2000

015 27245

SHELLARD SUPERANNUATION PTY LTD
L 11 111 ELIZABETH ST
SYDNEY NSW 2000account balance **\$10,875.96**
as at 31 Aug 18account name SHELLARD SUPERANNUATION PTY LTD ATF
SHELLARD RETIREMENT FUND
account no. 121180913

	transactions	debits	credits	balance
31.07.18	OPENING BALANCE			12,236.37
10.08.18	APNFM LTD CLRACC 10023785 Distribut		131.66	12,368.03
29.08.18	P/P CBA RO & DEA SHELLARD	1,500.00		10,868.03
31.08.18	MACQUARIE CMA INTEREST PAID*		7.93	10,875.96
	CLOSING BALANCE AS AT 31 AUG 18	1,500.00	139.59	10,875.96

* Stepped interest rates as at 31 August 2018: balances \$0.00 to \$4,999.99 earned 0.00%; balances \$5,000.00 and above earned 1.30%

how to make a transaction

online

Log in to www.macquarie.com.au/personal

by phone

Call 133 275 to make a phone transaction

transfers from another bank account

Transfer funds from another bank to this account:

BSB 182 222

ACCOUNT NO. 121180913

deposits using BPay

From another bank

Billers code: 20206
Ref: 121 180 913

continued on next



MACQUARIE

Macquarie Cash Management Account

MACQUARIE BANK LIMITED
ABN 46 008 583 542 AFSL 237502enquiries 1800 806 310
fax 1800 550 140
www.macquarie.com.auGPO Box 2520
Sydney, NSW 2001

015 6964

SHELLARD SUPERANNUATION PTY LTD
L 11 111 ELIZABETH ST
SYDNEY NSW 20001 Shelley Street
Sydney, NSW 2000account balance **\$12,236.37**
as at 31 Jul 18account name SHELLARD SUPERANNUATION PTY LTD ATF
SHELLARD RETIREMENT FUND
account no. 121180913

transactions	debits	credits	balance
30.06.18			10,290.61
04.07.18		282.89	10,573.50
09.07.18		904.66	11,478.16
10.07.18		131.66	11,609.82
12.07.18		2,118.33	13,728.15
27.07.18	1,500.00		12,228.15
31.07.18		8.22	12,236.37

how to make a transaction

online

Log in to www.macquarie.com.au/personal

by phone

Call 133 275 to make a phone transaction

transfers from another bank account

Transfer funds from another bank to this account:
BSB 182 222
ACCOUNT NO. 121180913

deposits using BPay

From another bank



Biller code: 20206

Ref: 121 180 913

continued on next

SWT	Client: SHELLARD RETIREMENT FUND	Balance Date 30 JUNE 2019	Prepared By RMT	Reviewed By	Index K
Lead Schedule TAX PROVISIONS			Date 25/09/2019	Date	
	Sch Ref	Notes	Final	Last Year	
CURRENT TAX LIABILITIES					
2019 YEAR		PER TAX RECONCILIATION	-1,635.31	-1,271.04	
		LESS:			
		1ST INSTALMENT (SEPT 2009 QTR)	0.00	0.00	
		2ND INSTALMENT (DEC 2009 QTR)	0.00	0.00	
		3RD INSTALMENT (MAR 2010 QTR)	0.00	0.00	
		BALANCE PER TRIAL BALANCE	-1,635.31	-1,271.04	
(NOT RECORDED IN TB)		4TH INSTALMENT (JUNE 2010 QTR)	0.00	0.00	
DUE ON 15/05/2019		BALANCE PER TAX RETURN	-1,635.31	-1,271.04	
2009 YEAR		ONLY IF UNPAID AS AT 30/06/2010	0.00	0.00	
2000 YEAR (DEFERRED)		14TH INSTALMENT (JULY 2005)	0.00	0.00	
		15TH INSTALMENT (OCT 2005)	0.00	0.00	
		16TH INSTALMENT (JAN 2006)	0.00	0.00	
		17TH INSTALMENT (APRIL 2006)	0.00	0.00	
			0.00	0.00	
TOTAL CURRENT TAX LIABILITIES			-\$1,635.31	-\$1,271.04	
NON CURRENT TAX LIABILITIES					
2000 YEAR (DEFERRED) (BALANCE OUTSTANDING)		ONLY AMOUNT PAYABLE AFTER TO 30/06/2019	0.00	0.00	
		0 PMTS * \$x			
PROVISION FOR DEFERRED TAX LIABILITIES <i>(BALANCE MUST BE PROVED!)</i>		PER TAX RECONCILIATION	-0.00	-0.00	
		AMOUNT REPRESENTS TAX PAYABLE ON UNREALISED GAINS			
		UNREALISED LOSSES TO BE OFFSET PRIOR TO GAINS BEING RECORDED			
		TAX DEFERRED INCOME RECEIVED TO BE INCLUDED			
PROOF: MV OF ASSETS 30/06/2019 LESS COST OF ASSETS		FROM INVESTMENTS SECTION FROM INVESTMENTS SECTION			
MULTIPLY BY 2/3		CGT DISCOUNT ASSUMPTION ON ASSETS HELD > 12 MTHS			
PLUS TAX DEFERRED INCOME					
MULTIPLY BY 15%		SUPER FUND TAX RATE			
TOTAL NON CURRENT TAX LIABILITIES			-\$0.00	-\$0.00	
TOTAL TAX LIABILITIES			-\$1,635.31	-\$1,271.04	
Notes	<ol style="list-style-type: none"> 1. Tax reconciliation worksheet should form basis of calculations 2. Reconciliation forms basis for tax note to accounts 3. ATO refunds recorded here and in Other Debtors 4. Investment manager tax summaries to included in this section not revenue 		KEY: P = Agreed to last years accounts G/L = Agreed to Trial Balance ^ = Additions checked F = Agreed to final accounts		

SHELLARD RETIREMENT FUND
 INCOME TAX EXPENSE CALCULATION WORKSHEET
 FOR THE YEAR ENDED 30 JUNE 2019

DESCRIPTION	INCOME TAX EXPENSE		PROVISION FOR TAX	FUTURE INCOME TAX BENEFIT		PROVISION FOR DEFERRED TAX		
				OPENING BALANCE	MOVEMENT	OPENING BALANCE	MOVEMENT	CLOSING BALANCE
ACCRUED BENEFITS								
FROM OPERATIONS	6,215.00		-6,215.00					
PERMANENT DIFFERENCES								
PENALTIES & FINES	0.00	0.00	0.00					
IMPUTATION CREDITS	1,635.00	-1,635.00						
FOREIGN TAX CREDITS	62.00	-62.00						
WITHHOLDING TAX	0.00	0.00						
NON ASSESSABLE PORTION OF TRUST DISTRIBUTIONS	0.00	0.00	0.00					
NON ASSESSABLE TRUST								
CAPITAL GAINS	-914.00	914.00						
NON ASSESSABLE PORTION OF REALISED CAPITAL GAINS	-3,464.00	3,464.00						
NON ASSESSABLE PORTION OF UNREALISED CAPITAL GAINS	4,035.00	0.00	0.00					
MEMBER CONTRIBUTIONS	0.00	0.00						
1/3 DISCOUNT ON UNREALISED CAPITAL GAINS	2,017.00	-2,017.00						
EXEMPT PENSION INCOME	-9,586.00	9,586.00						
TIMING DIFFERENCES								
TAX DEFERRED TRUST DISTRIBUTIONS		1,340.00	1,340.00			0.00	0.00	0.00
UNREALISED CAPITAL GAINS		-7,392.00						
CAPITAL LOSSES								
OPENING BALANCE			0.00					
CLOSING BALANCE						0.00	0.00	0.00
less PERMANENT DIFFERENCE								
DISC ON UNREALISED CAP GAINS		2,017.00	2,017.00					
TOTAL ASSESSABLE INCOME	0.01	-0.01	-0.01	0.00	0.00	0.00	0.00	0.00
TAX PAYABLE AT 15%	0.00	-0.00	-0.00	0.00	0.00	0.00	0.00	0.00
IMPUTATION CREDITS	-1,635.31	1,635.31						
FOREIGN TAX CREDITS	0.00	0.00						
TFN TAX	0.00	0.00						
TOTAL TAX PAYABLE	-1,635.31	1,635.31	1,635.31	0.00	0.00	0.00	0.00	0.00

MANAGED FUND TAX ADJUSTMENTS	IMPUTATION CREDITS	FOREIGN TAX CREDITS	TAX FREE INCOME	TAX DEF INCOME	DISCOUNT CAP GAINS	TFN TAX
B/FWD PREVIOUS YEAR	0.00	0.00	0.00	0.00	0.00	0.00
ADVANCE MANAGED FUNDS - NO 1	1.49	29.84	0.00	0.00	0.00	0.00
MPA MANAGED FUNDS	412.80	1.97	0.00	0.00	512.82	0.00
APN MANAGED FUNDS	31.92	0.10	0.00	1,314.36	0.00	0.00
CHALLENGER MANAGED FUNDS	0.00	0.00	0.00	0.00	0.00	0.00
COLONIAL MANAGED FUNDS - NO 1	0.00	0.00	0.00	0.00	0.00	0.00
COLONIAL MANAGED FUNDS - NO 2	0.00	0.00	0.00	0.00	0.00	0.00
CREDIT SUISSE MANAGED FUNDS	0.00	0.00	0.00	0.00	0.00	0.00
ING MANAGED FUNDS	464.61	6.30	0.00	25.93	0.00	0.00
MACQUARIE MANAGED FUNDS	0.00	0.00	0.00	0.00	0.00	0.00
PERPETUAL MANAGED FUNDS	724.49	23.65	0.00	0.00	400.78	0.00
C/FWD END OF YEAR	0.00	0.00	0.00	0.00	0.00	0.00
TOTALS	1,635.31	61.86	0.00	1,340.29	913.60	0.00

DEFERRED TAX LIABILITY PROOF

ASSETS - MARKET VALUE @ 30/06/2019

DIRECT EQUITIES	0.00
MANAGED FUNDS	127,779.63
TOTAL ASSETS - MARKET VALUE	127,779.63

ASSETS - COST

DIRECT EQUITIES	0.00
MANAGED FUNDS	153,653.39
TOTAL ASSETS - COST	153,653.39

NET INCREMENT TO 30/06/2019

-25,873.76

TAX DEFERRED INCOME C/FWD

TOTAL

REDEEMED

YEAR

2018

YEAR

2016

YEAR

2017

YEAR

2019

B/FWD PREVIOUS YEAR

0.00

0.00

0.00

0.00

0.00

0.00

0.00

0.00

0.00

ADVANCE MANAGED FUNDS - NO 1

0.00

0.00

0.00

0.00

0.32

44.30

0.00

0.00

0.00

MPA MANAGED FUNDS

90.43

0.00

0.00

0.00

0.00

90.43

0.00

0.00

90.43

APN MANAGED FUNDS

6,078.09

1,314.36

782.85

608.92

0.00

3,371.96

0.00

0.00

6,078.09

CHALLENGER MANAGED FUNDS

0.00

0.00

0.00

0.00

0.00

682.10

0.00

-682.10

0.00

COLONIAL MANAGED FUNDS - NO 1

0.00

0.00

108.67

127.01

13.02

4,618.11

0.00

-4,866.81

0.00

COLONIAL MANAGED FUNDS - NO 2

431.48

0.00

0.00

0.00

0.00

431.48

0.00

0.00

431.48

CREDIT SUISSE MANAGED FUNDS

0.00

0.00

0.00

0.00

0.00

2,373.78

0.00

-2,373.78

0.00

ING MANAGED FUNDS

3,262.32

25.93

167.91

32.46

48.83

4,203.88

0.00

-1,216.69

3,262.32

MACQUARIE MANAGED FUNDS

0.00

0.00

0.00

0.00

0.00

0.00

0.00

0.00

0.00

PERPETUAL MANAGED FUNDS

221.93

0.00

0.00

0.00

0.00

221.93

0.00

0.00

221.93

C/FWD END OF YEAR

0.00

0.00

0.00

0.00

0.00

0.00

0.00

0.00

0.00

TOTALS

10,084.25

1,340.29

1,059.43

768.39

62.17

16,037.97

-9,184.00

0.00

0.00

TOTAL UNREALISED INCOME

0.00

CGT CONCESSION APPLIED - 1/3

0.00

TOTAL UNREALISED TAXABLE INCOME

0.00

TAX RATE APPLIED - 15%

0.00

DIFFERENCE

0.00

ADVANCE TAX STATEMENT

1 July 2018 to 30 June 2019

ADVANCE
ASSET MANAGEMENT

L- 000547



SHELLARD SUPERANNUATION PTY LTD
GPO BOX 7019
SYDNEY NSW 2001

Investor Number C13656930

Advance Contact Centre 1800 819 935

Fax (02) 9274 5211

Web advance.com.au

Issue Date 22 July 2019

Summary : Information for your 2019 Tax Return

Tax Return Instructions Item	Amount	Tax Return Label
Non-primary production income	\$6.05	13U
Franked distributions	\$1.49	13C
Franking credits	\$1.49	13Q
Credit for TFN amounts withheld	\$0.00	13R
Total capital gains	\$0.00	18H
Net capital gains	\$0.00	18A
Foreign income	\$73.50	20E/20M
Australian franking credits from a NZ company	\$0.00	20F
Foreign income tax offset	\$29.84	200
MIT withholding tax	\$0.00	

If you're a complying **Superannuation Fund**, your **Net capital gain** is **\$0.00**.

If you're a **Company** your **Net capital gain** is **\$0.00**.

If you're a **non-complying Superannuation Fund**, your **Net capital gain** is **\$0.00**.

The summary shows the taxable components of all the distributions you received from your investments during the financial year. Individual details for each fund are shown over the page.

MAPLE-BROWN ABBOTT

ATTRIBUTION MANAGED INVESTMENT TRUST MEMBER ANNUAL STATEMENT

Part A

001498
000
SHELLARD SUPERANNUATION PTY LTD
GPO BOX 7019
SYDNEY NSW 2001

Date
23 July 2019
Period
01/07/2018 to 30/06/2019
Investor Number
10097659

Page No.
1

Account Name **Shellard Superannuation Pty Ltd**

Investment Fund
Maple-Brown Abbott Australian Share Fund (Ordinary)

Fund APIR Code
ADV0013AU

This trust is an 'Attribution Managed Investment Trust' for the income year ending 30 June 2019
Final Distribution Summary - Taxation details provided on Interim Distribution Summaries should now be ignored.

Part B

Summary of 2019 Tax Return (supplementary section) Items

Tax Return (supplementary section)	Amount	Tax Return Label
Non-primary production income	74.07	13U
Franked distributions from trusts	1,031.37	13C
Franking credits	412.80	13Q
Total current year capital gains	1,538.46	18H
Net capital gains	769.23	18A
Assessable foreign source income	14.67	20E
Other net foreign source income	14.67	20M
Foreign income tax offsets *	1.97	20O

* If your total foreign income tax offsets from all sources for the year do not exceed \$1,000, then you can claim this amount in full. Otherwise, you will need to refer to the publication 'Guide to foreign income tax offsets' on the ATO website, to work out your entitlement.

The tax return label references in Part B are applicable to the 'Tax return for individuals (supplementary section)'.

MAPLE-BROWN ABBOTT

ATTRIBUTION MANAGED INVESTMENT TRUST MEMBER ANNUAL STATEMENT

┌ 001498 000
SHELLARD SUPERANNUATION PTY LTD
GPO BOX 7019
SYDNEY NSW 2001

Date
23 July 2019
Period
01/07/2018 to 30/06/2019
Investor Number
10097659

Page No.
3

Account Name **Shellard Superannuation Pty Ltd**

Additional Information on Foreign capital gains.

NTAP capital gains includes foreign sourced capital gains as follows:

	<u>Amount</u>	<u>Foreign Income tax offsets</u>
- discounted capital gains	0.00	0.00
- indexed gains	0.00	0.00
- other capital gains	0.00	0.00
	0.00	0.00

032NEN11MBA11124/001498/006062

Your adviser:
 MARK TAYLOR

Customer Services
 347 Kent Street Sydney NSW 2000
 GPO Box 5306 Sydney NSW 2001
 Telephone 133 665



016/160/

Mr R & Mrs D Shellard
ATF: Shellard Superannuation Fund
GPO Box 7019
SYDNEY NSW 2001

AMIT MEMBER ANNUAL STATEMENT¹: PERIOD 01/07/2018 TO 30/06/2019

Investor Name(s): Roger Shellard
 Diana Shellard

Investor Number: 5131751

Trust Details: OnePath Tax Effective Income Trust

TAX RETURN INFORMATION

The following information is applicable to Australian tax resident individuals only.

Tax Return (Supplementary Section)	Amount	Tax Return Label
Non-primary production income	477.31	13 U
Franked Distributions	929.20	13 C
Franking credits	464.61	13 Q
Total current year capital gains	#	18 H
Net capital gain	#	18 A
Assessable foreign income	36.13	20 E
Other net foreign source income	36.13	20 M
Foreign income tax offset	6.30	20 O
Other income	439.72	24 V

Important tax notes

The information shown above should be included in your 2019 tax return. We recommend you contact your tax adviser if you have any questions about your individual tax circumstances.

As there has been a withdrawal of units from your investment you will need to refer to your Tax Guide 2019 for an explanation of how to calculate these items.

¹ This statement was previously called the Consolidated Tax Statement.

TAX INFORMATION FOR INDIVIDUALS NOT LODGING A TAX RETURN

The following information is applicable to Australian tax resident individuals not lodging a tax return.

	Amount	Label
Unfranked amount	57.86	10 S
Franked amount	464.59	10 T
Franking credit	464.61	10 U
Tax file number amounts withheld from dividends	0.00	10 V

Important tax notes

The information shown above should be included in your 2019 Application for refund of franking credits for individuals. We recommend you contact your tax adviser if you have any questions about your eligibility to claim a refund for franking credits.



TAXABLE CAPITAL GAINS/LOSS ON REDEMPTION OF UNITS

Name of Trust	Issue date	Investment amount	Withdrawal date	Withdrawal amount	Capital Gains Other	Capital Gains Indexation	Capital Gains Discounted	Capital Loss
OnePath Tax Effective Income Trust 13/08/2004	18/03/2019	18,142.91	18/03/2019	20,000.00	0.00	0.00	1,529.91	0.00
Total					0.00	0.00	1,529.91	0.00

The capital gain shown in the Capital Gains Discounted column is after a 50% discount has been applied.

Your Investment amount may not be the same as your tax cost base. Therefore, your Withdrawal amount less your Investment amount may not equal your Capital Gain or Capital Loss.

Please refer to your Tax Guide 2019 for further information regarding this statement and how to complete your 2019 individual tax return.

PLEASE RETAIN THIS STATEMENT FOR INCOME TAX PURPOSES



AMIT Member Annual Statement

Please retain this statement for income tax purposes.



016

8226/003980/B0072/93959/B
Shellard Superannuation Pty Ltd ATF Shellard Retirement Fund
C/- Stirling Securities Pty Ltd
GPO BOX 7019
SYDNEY NSW 2001

Perpetual WealthFocus Investment Funds

Client number	343909026
Account number	AC720244168
Issue date	13 July 2019
Reporting period	01 July 2018 - 30 June 2019
Client services	1800 022 033

Adviser Robert Taylor

Account name Shellard Superannuation Pty Ltd As Trustee For Shellard Retirement Fund

Part A - Your details

Account name	Shellard Superannuation Pty Ltd As Trustee For Shellard Retirement Fund
Investor type	Superannuation fund
Tax File Number (TFN)	ABN provided
Account status	Active

Part B - Tax return information

This summary applies to resident individuals who hold their investment on capital account. Part C has information for all taxpayers. Use the information in this statement in preference to any amounts automatically downloaded using myTax or your tax agent's pre-filing service.

	Tax return reference	Amount
Partnerships and trusts		
Non-primary production income		
Share of net income from trusts, less net capital gains, foreign income and franked distributions	13U	\$100.84
Franked distributions from trusts	13C	\$1,991.11
Share of credits from income and tax offsets		
Franking credits	13Q	\$724.49
Capital gains		
Net capital gain	18A	\$613.51
Total current year capital gains	18H	\$1,214.68
Foreign source income		
Assessable foreign source income	20E	\$119.64
Other net foreign source income	20M	\$119.64
Foreign income tax offset	20O	\$23.65

8226/003980/B0072/93959/B/WFI_ANNUAL_TAX_JUNE_2019_AusTaxDJF_1015538730_WealthFocusInvestmentFunds

SWI	Client: SHELLARD RETIREMENT FUND	Balance Date 30 JUNE 2019	Prepared By RMT	Reviewed By	Index
	Lead Schedule OTHER LIABILITIES		Date 25/09/2019	Date	J
	Sch Ref	Notes	Final	Last Year	
<u>OTHER TAXES PAYABLE</u>					
PAYG WITHHELD (JUNE 2009 QTR)		PER JUNE 2009 BAS OR IAS CHQ NO X - X	0.00	0.00	
GST PAYABLE (JUNE 2009 QTR)		PER JUNE 2009 BAS CHQ NO X; PRESENTED - X	0.00	0.00	
<u>OTHER LIABILITIES</u>					
<i>LIST TYPE, QTY AND DETAILS</i>		WHEN PAID CHQ NO AND DATE PRESENTED	0.00	0.00	
TOTAL OTHER LIABILITIES			\$0.00	\$0.00	
Notes	1. PAYG only payable if member or members are in pension phase 2. GST only payable if super fund registered. Typically owns commercial property or plant & equipment 3. SMSF not allowed to borrow!		KEY: P = Agreed to last years accounts G/L = Agreed to Trial Balance ^ = Additions checked F = Agreed to final accounts		

SWT	Client: SHELLARD RETIREMENT FUND	Balance Date 30 JUNE 2019	Prepared By RMT	Reviewed By	Index
Lead Schedule MEMBERS ACCOUNTS			Date 25/09/2019	Date	L
		Sch Ref	Notes	Final	Last Year
<u>MEMBER NO 1</u>					
ROGER OSBORNE SHELLARD		RELATIONSHIP TO OTHER MEMBERS - FATHER	186,976.75	197,126.70	
ACCUMULATION PHASE					
82					
<u>MEMBER NO 2</u>					
DIANA ELIZABETH SHELLARD		RELATIONSHIP TO OTHER MEMBERS - SPOUSE	0.00	0.00	
ACCUMULATION PHASE					
74					
<u>MEMBER NO 3</u>					
MEMBER NO. 3		RELATIONSHIP TO OTHER MEMBERS - SON/ BROTHER	0.00	0.00	
ACCUMULATION OR PENSION PHASE		PENSION CERT EXPIRY DATE			
0					
<u>MEMBER NO 4</u>					
MEMBER NO. 4		RELATIONSHIP TO OTHER MEMBERS - SON/ BROTHER	0.00	0.00	
ACCUMULATION OR PENSION PHASE		PENSION CERT EXPIRY DATE			
0					
TOTAL ALLOCATED BENEFITS			186,976.75	197,126.70	
<u>UNALLOCATED BENEFITS</u>					
INVESTMENT FLUCUATION RESERVE			0.00	0.00	
FORFEITED BENEFITS RESERVE			0.00	0.00	
MISCELLANEOUS RESERVE			0.00	0.00	
<i>(Transfers from Reserves to members accounts are surchargeable)</i>					
TOTAL UNALLOCATED BENEFITS			0.00	0.00	
TOTAL MEMBERS LIABILITIES			\$186,976.75	\$197,126.70	
Notes	<ol style="list-style-type: none"> 1. SMSF'S can only have a maximum of 4 members 2. Members worksheet to be used and all sections kept up to date 3. Reserve accounts to be used on consultation with Partner/ Manager SCR/1 to be referred to 				KEY: P = Agreed to last years accounts G/L = Agreed to Trial Balance ^ = Additions checked F = Agreed to final accounts

SHELLARD RETIREMENT FUND
MEMBERS ACCOUNTS
AS AT 30 JUNE 2019

MEMBER	ROGER SHELLARD	DIANA SHELLARD	MEMBER NO 3	MEMBER NO 4	INVESTMENT FLUCTUATION RESERVE	TOTAL
OPENING BALANCE	197,126.70	0.00	0.00	0.00	-0.00	197,126.70
EMPLOYER CONTRIBUTIONS	0.00	0.00	0.00	0.00	0.00	0.00
MEMBER CONTRIBUTIONS	0.00	0.00	0.00	0.00	0.00	0.00
TAX APPLICABLE TO CONTRIBUTIONS	0.00	0.00	0.00	0.00	0.00	0.00
SURCHARGE ON CONTRIBUTIONS	0.00	0.00	0.00	0.00	0.00	0.00
BENEFITS TRANSFERRED IN	0.00	0.00	0.00	0.00	0.00	0.00
SHARE OF PROFIT	6,214.74	0.00	0.00	0.00	-0.00	6,214.74
TAX APPLICABLE TO PROFIT	1,635.31	0.00	0.00	0.00	-0.00	1,635.31
BENEFITS PAID OUT	-18,000.00	0.00	0.00	0.00	0.00	-18,000.00
TOTAL MEMBERS ACCOUNT	186,976.75	0.00	0.00	0.00	-0.00	186,976.75
REPRESENTED BY						
TAX FREE COMPONENT						
CONTRIBUTIONS SEGMENT	0.00	0.00	0.00	0.00	0.00	0.00
CRYSTALLISED SEGMENT	1,247.99	0.00	0.00	0.00	0.00	1,247.99
TAXABLE COMPONENT						
TAXED ELEMENT	185,728.76	0.00	0.00	0.00	-0.00	185,728.76
UNTAXED ELEMENT (INSURANCE COMPONE	0.00	0.00	0.00	0.00	0.00	0.00
TOTAL MEMBERS BENEFIT	186,976.75	0.00	0.00	0.00	-0.00	186,976.75
ELIGIBLE SERVICE PERIOD						
DATE OF BIRTH	24/04/1937	04/06/1940				
AGE - 30 JUNE 2019	82	74				
PERIOD START DATE	31/07/1986	29/04/2004				
PRE JUNE 1983 DAYS	0	0				
POST JUNE 1983 DAYS	12,022	3,714				
TOTAL SERVICE DAYS - 30/06/19	12,022	3,714	0	0		
MEMBERS RBL LIMIT - LUMP SUM	648,946.00	648,946.00	648,946.00	648,946.00		
EXCESS BENEFITS	0.00	0.00	0.00	0.00		
MEMBERS RBL LIMIT - PENSION	1,297,886.00	1,297,886.00	1,297,886.00	1,297,886.00		
EXCESS BENEFITS	0.00	0.00	0.00	0.00		

KEY NOTES & FORMULAS

CONTRIBUTIONS SEGMENT						
OPENING BALANCE - 01/07/2018	0.00	0.00	0.00	0.00	0.00	0.00
EXTERNAL FUND TRANSFERS	0.00	0.00	0.00	0.00	0.00	0.00
MEMBERS CONTRIBUTIONS	0.00	0.00	0.00	0.00	0.00	0.00
LESS: BENEFITS PAID/ TRANSFERS OUT	0.00	0.00	0.00	0.00	0.00	0.00
	0.00	0.00	0.00	0.00	0.00	0.00
CRYSTALLISED SEGMENT						
UNDEDUCTED CONTRIBUTIONS - PRE 17/07	1,373.39	0.00	0.00	0.00	0.00	0.00
PRE JULY 1983 COMPONENT - PRE 17/07	0.00	0.00	0.00	0.00	0.00	0.00
EXTERNAL FUND TRANSFERS	0.00	0.00	0.00	0.00	0.00	0.00
CGT EXEMPT COMPONENT	0.00	0.00	0.00	0.00	0.00	0.00
CONCESSIONAL COMPONENT	0.00	0.00	0.00	0.00	0.00	0.00
POST JUNE 1994 INVALIDITY COMPONENT	0.00	0.00	0.00	0.00	0.00	0.00
LESS: BENEFITS PAID/ TRANSFERS OUT	-125.41	0.00	0.00	0.00	0.00	0.00
	1,247.99	0.00	0.00	0.00	0.00	0.00
TAXABLE COMPONENT (TAXED ELEMENT)						
MEMBERS ACCOUNT BALANCE - 30/06/19	186,976.75	0.00	0.00	0.00	0.00	-0.00
LESS: CONTRIBUTIONS SEGMENT	0.00	0.00	0.00	0.00	0.00	0.00
LESS: CRYSTALLISED SEGMENT	-1,247.99	0.00	0.00	0.00	0.00	0.00
	185,728.76	0.00	0.00	0.00	0.00	-0.00
NOTES						

The following link should be used to verify the calculation of the crystallised segment as at 30 June 2007
<http://calculators.ato.gov.au/scripts/axos/axos.asp?CONTEXT=&KBS=SCC.xr4&go=ok>

SHELLARD RETIREMENT FUND
MEMBERS ACCOUNTS
AS AT 30 JUNE 2019

EARNINGS RATE	2019	2018	2017	2016	2015	2014	2013	2012	2011
OPENING BALANCE OF FUND	197,126.70	204,190.98	213,398.99	227,507.14	231,339.05	233,648.97	225,468.69	250,582.16	266,160.52
NET FUND EARNINGS									
EARNINGS FOR YEAR	6,214.74	9,664.68	7,445.46	2,577.83	15,679.25	20,125.49	30,858.74	-1,952.89	11,408.00
TAX APPLICABLE TO EARNINGS	1,635.31	1,271.04	1,346.53	1,314.02	1,488.84	1,564.59	1,321.54	1,601.42	1,585.64
NET FUND EARNINGS	7,850.05	10,935.72	8,791.99	3,891.85	17,168.09	21,690.08	32,180.28	-351.47	12,993.64
AVERAGE EARNING RATE	3.98%	5.36%	4.12%	1.71%	7.42%	9.28%	14.27%	-0.14%	4.88%

AVERAGE 5 YEAR RATE 4.52% 5.58% 7.36% 6.51% 7.14% 7.27% 1.95% -5.04% -1.38%

SWT	Client: SHELLARD RETIREMENT FUND	Balance Date 30 JUNE 2019	Prepared By RMT	Reviewed By	Index
Lead Schedule BENEFITS PAID			Date 25/09/2019	Date	M
	Sch Ref	Notes	Final	Last Year	
<u>MEMBER NO.1</u> ROGER SHELLARD ALLOCATED PENSION			18,000.00	18,000.00	
<u>MEMBER NO.2</u> NAME ACCUMULATION OR PENSION PHASE			0.00	0.00	
<u>MEMBER NO.3</u> NAME ACCUMULATION OR PENSION PHASE AGE		RELATIONSHIP TO OTHER MEMBERS PENSION CERT EXPIRY DATE	0.00	0.00	
<u>MEMBER NO.4</u> NAME ACCUMULATION OR PENSION PHASE AGE		RELATIONSHIP TO OTHER MEMBERS PENSION CERT EXPIRY DATE	0.00	0.00	
TOTAL BENEFITS PAID			18,000.00	18,000.00	
TOTAL BENEFITS PAID			\$18,000.00	\$18,000.00	
Notes	1. SMSF'S can only pay benefits to retired members 2. Members worksheet to be used and all sections kept up to date		KEY: P = Agreed to last years accounts G/L = Agreed to Trial Balance ^ = Additions checked F = Agreed to final accounts		