

# John & Donna Larder Superannuation Fund

## Trial Balance

As at 30 June 2023

| Last Year   | Code                 | Account Name                                       | Units | Debits   | Credits   |
|-------------|----------------------|--|-------|----------|-----------|
|             |                      |  |       | \$       | \$        |
|             | <b>23800</b>         | <b>Distributions Received</b>                      |       |          |           |
|             | 23800/BNKS.AX        | Betashares Global Banks Etf - Currency Hedged      |       |          | 941.13    |
| (39.16)     | 23800/DRIV.AX        | Betashares Electric Vehicles And Ftr Mobility Etf  |       |          |           |
| (2,172.37)  | 23800/FANG.AX1       | Global X Fang+ Etf                                 |       |          |           |
| (18.25)     | 23800/GAME.AX        | Betashares Video Games And Esports Etf             |       |          |           |
| (2,275.16)  | 23800/IHD.AX         | Ishares S&p/asx Div Opportunities Esg Screened Etf |       |          | 2,609.91  |
|             | 23800/IOZ.AX         | Ishares Core S&p/asx 200 Etf                       |       |          | 4,766.02  |
| (1,004.52)  | 23800/MorgansWealth+ | Morgans Wealth Plus portfolio                      |       |          |           |
| (1,312.87)  | 23800/NDQ.AX1        | Betashares Nasdaq 100 Etf                          |       |          | 1,269.39  |
| (348.45)    | 23800/VGE.AX         | Vanguard Ftse Emerging Markets Shares Etf          |       |          | 1,010.49  |
| (950.33)    | 23800/VGS.AX         | Vanguard Msci Index International Shares Etf       |       |          | 870.75    |
|             | <b>23900</b>         | <b>Dividends Received</b>                          |       |          |           |
|             | 23900/AFG.AX         | Australian Finance Group Ltd                       |       |          | 426.70    |
| (4,073.60)  | 23900/IOZ.AX         | Ishares Core S&p/asx 200 Etf                       |       |          |           |
|             | 23900/LOV.AX         | Lovisa Holdings Limited                            |       |          | 280.50    |
| (6,266.07)  | 23900/MorgansWealth+ | Morgans Wealth Plus portfolio                      |       |          |           |
|             | 23900/PLS.AX         | Pilbara Minerals Limited                           |       |          | 114.07    |
|             | 23900/PPE.AX         | Peoplein Limited                                   |       |          | 96.25     |
|             | 23900/S32.AX         | South32 Limited                                    |       |          | 128.07    |
|             | 23900/STO.AX         | Santos Limited                                     |       |          | 229.90    |
|             | 23900/TAH.AX         | Tabcorp Holdings Limited                           |       |          | 370.61    |
|             | <b>24200</b>         | <b>Contributions</b>                               |       |          |           |
| (31,509.92) | 24200/LARDON00001A   | (Contributions) Larder, Donna - Accumulation       |       |          | 52,331.25 |
| (27,500.00) | 24200/LARJOH00001A   | (Contributions) Larder, John - Accumulation        |       |          | 58,844.22 |
| 47,800.68   | 24700                | Changes in Market Values of Investments            |       |          | 55,433.69 |
|             | <b>25000</b>         | <b>Interest Received</b>                           |       |          |           |
| (7.34)      | 25000/154985631      | ANZ Cash Investment Account *5631                  |       |          | 8.60      |
| (1.34)      | 25000/ANZ182763323   | Cash at Bank - ANZ Acc 4849-54504                  |       |          | 1.59      |
| (198.29)    | 25000/MBL979067592   | Cash - Wealth+ Portfolio                           |       |          |           |
| 1,210.00    | 30100                | Accountancy Fees                                   |       | 2,640.00 |           |
| 259.00      | 30400                | ATO Supervisory Levy                               |       | 259.00   |           |
| 330.00      | 30700                | Auditor's Remuneration                             |       | 330.00   |           |

## John & Donna Larder Superannuation Fund

# Trial Balance

As at 30 June 2023

| Last Year    | Code               | Account Name   | Units | Debits     | Credits    |
|--------------|--------------------|--|-------|------------|------------|
|              |                    |  |       | \$         | \$         |
| 773.06       | 30902              | Morgans Wealth Plus fees   |       |            |            |
| 6.27         | 31500              | Bank Charges   |       | 12.76      |            |
| 320.00       | 38000              | Insurance  |       | 340.00     |            |
|              | <b>41600</b>       | <b>Pensions Paid</b>   |       |            |            |
| 10,000.00    | 41600/LARJOH00002P | (Pensions Paid) Larder, John - Pension (Transition to Retirement Pension)          |       | 870.00     |            |
| 6,654.18     | 48500              | Income Tax Expense   |       | 13,948.99  |            |
| 10,324.48    | 49000              | Profit/Loss Allocation Account   |       | 161,332.39 |            |
|              | <b>50010</b>       | <b>Opening Balance</b>   |       |            |            |
| (184,542.89) | 50010/LARDON00001A | (Opening Balance) Larder, Donna - Accumulation                                     |       |            | 196,016.32 |
| (302,032.29) | 50010/LARJOH00001A | (Opening Balance) Larder, John - Accumulation                                      |       |            | 257,387.36 |
|              | 50010/LARJOH00002P | (Opening Balance) Larder, John - Pension (Transition to Retirement Pension)        |       |            | 43,495.98  |
|              | <b>52420</b>       | <b>Contributions</b>   |       |            |            |
| (31,509.92)  | 52420/LARDON00001A | (Contributions) Larder, Donna - Accumulation                                       |       |            | 24,831.25  |
| (27,500.00)  | 52420/LARJOH00001A | (Contributions) Larder, John - Accumulation  |       |            | 31,344.22  |
|              | <b>53100</b>       | <b>Share of Profit/(Loss)</b>  |       |            |            |
| 14,486.75    | 53100/LARDON00001A | (Share of Profit/(Loss)) Larder, Donna - Accumulation                              |       |            | 27,328.95  |
| (34,003.81)  | 53100/LARJOH00001A | (Share of Profit/(Loss)) Larder, John - Accumulation                               |       |            | 35,775.46  |
| 46,273.75    | 53100/LARJOH00002P | (Share of Profit/(Loss)) Larder, John - Pension (Transition to Retirement Pension) |       |            | 5,734.26   |
|              | <b>53330</b>       | <b>Income Tax</b>  |       |            |            |
| 1,424.74     | 53330/LARDON00001A | (Income Tax) Larder, Donna - Accumulation  |       | 668.02     |            |
| 2,023.69     | 53330/LARJOH00001A | (Income Tax) Larder, John - Accumulation   |       | 874.49     |            |
| 230.27       | 53330/LARJOH00002P | (Income Tax) Larder, John - Pension (Transition to Retirement Pension)             |       | 140.17     |            |
|              | <b>53800</b>       | <b>Contributions Tax</b>   |       |            |            |
| 4,125.00     | 53800/LARDON00001A | (Contributions Tax) Larder, Donna - Accumulation                                   |       | 3,724.56   |            |
| 4,125.05     | 53800/LARJOH00001A | (Contributions Tax) Larder, John - Accumulation                                    |       | 4,154.51   |            |
|              | <b>54160</b>       | <b>Pensions Paid</b>   |       |            |            |
| 10,000.00    | 54160/LARJOH00002P | (Pensions Paid) Larder, John - Pension (Transition to Retirement Pension)          |       | 870.00     |            |
|              | <b>56100</b>       | <b>Internal Transfers In</b>   |       |            |            |
| (100,000.00) | 56100/LARJOH00002P | (Internal Transfers In) Larder, John - Pension (Transition to Retirement Pension)  |       |            | 0.00       |
|              | <b>57100</b>       | <b>Internal Transfers Out</b>  |       |            |            |
| 100,000.00   | 57100/LARJOH00001A | (Internal Transfers Out) Larder, John - Accumulation                               |       |            | 0.00       |

## John & Donna Larder Superannuation Fund

# Trial Balance

As at 30 June 2023

| Last Year  | Code                 | Account Name   | Units       | Debits<br>\$ | Credits<br>\$ |
|------------|----------------------|--|-------------|--------------|---------------|
|            | <b>59200</b>         | <b>Contribution Reserve</b>                              |             |              |               |
|            | 59200/LARDON00001A   | (Contribution Reserve) Larder, Donna - Accumulation      |             |              | 23,375.00     |
|            | 59200/LARJOH00001A   | (Contribution Reserve) Larder, John - Accumulation       |             |              | 23,375.00     |
|            | <b>60400</b>         | <b>Bank Accounts</b>                                     |             |              |               |
| 600.29     | 60400/154985631      | ANZ Cash Investment Account *5631                        |             | 501,834.16   |               |
| 4,540.12   | 60400/ANZ182763323   | Cash at Bank - ANZ Acc 4849-54504                        |             | 79,464.91    |               |
| 10,000.11  | 60400/ANZE182763323  | ANZ E*Trade Cash Inv Account 1827-63323                  |             |              | 0.00          |
| 512.08     | 60400/MBL979067592   | Cash - Wealth+ Portfolio                                 |             | 512.08       |               |
|            | <b>61800</b>         | <b>Distributions Receivable</b>                          |             |              |               |
| 8,141.45   | 61800/00023          | Distribution Receivable                                  |             |              | 0.00          |
|            | 61800/NDQ.AX1        | Betashares Nasdaq 100 Etf                                |             | 1,220.99     |               |
|            | <b>62000</b>         | <b>Dividends Receivable</b>                              |             |              |               |
|            | 62000/IOZ.AX         | Ishares Core S&p/asx 200 Etf                             |             | 0.01         |               |
|            | <b>74700</b>         | <b>Managed Investments (Australian)</b>                  |             |              |               |
| 0.00       | 74700/MorgansWealth+ | Morgans Wealth Plus portfolio                            | 1.0000      |              | 0.00          |
|            | <b>77600</b>         | <b>Shares in Listed Companies (Australian)</b>           |             |              |               |
| 5,301.60   | 77600/BRN.AX         | Brainchip Holdings Ltd                                   | 6,627.0000  | 2,418.86     |               |
| 6,129.18   | 77600/CU6.AX         | Clarity Pharmaceuticals Ltd                              | 0.0000      |              | 0.00          |
|            | 77600/EBR.AX         | EBR Systems Inc.   | 9,200.0000  | 8,234.00     |               |
| 4,376.39   | 77600/IMM.AX         | Immutep Limited  | 15,091.0000 | 4,527.30     |               |
| 112,339.04 | 77600/IOZ.AX         | Ishares Core S&p/asx 200 Etf                             | 0.0000      |              | 0.00          |
| 5,164.94   | 77600/LOV.AX         | Lovisa Holdings Limited                                  | 0.0000      |              | 0.00          |
| 4,115.16   | 77600/TAH.AX         | Tabcorp Holdings Limited                                 | 0.0000      |              | 0.00          |
| 5,499.42   | 77600/TLX.AX         | Telix Pharmaceuticals Limited                            | 1,214.0000  | 13,803.18    |               |
|            | <b>77700</b>         | <b>Shares in Listed Companies (Overseas)</b>             |             |              |               |
| 567.60     | 77700/WUC            | Western Uranium & Vanadium Corp.                         | 440.0000    | 498.48       |               |
|            | <b>77800</b>         | <b>Shares in Unlisted Private Companies (Australian)</b> |             |              |               |
| 0.00       | 77800/NEONCAP        | Neon Capital Ltd   | 1,050.0000  |              | 0.00          |
|            | <b>78200</b>         | <b>Units in Listed Unit Trusts (Australian)</b>          |             |              |               |
| 40,751.34  | 78200/BNKS.AX        | Betashares Global Banks Etf - Currency Hedged            | 0.0000      |              | 0.00          |
| 7,804.32   | 78200/DRIV.AX        | Betashares Electric Vehicles And Ftr Mobility Etf        | 0.0000      |              | 0.00          |
| 37,505.25  | 78200/FANG.AX1       | Global X Fang+ Etf                                       | 0.0000      |              | 0.00          |

**John & Donna Larder Superannuation Fund**

**Trial Balance**

As at 30 June 2023

| Last Year  | Code          | Account Name                                       | Units      | Debits            | Credits           |
|------------|---------------|--|------------|-------------------|-------------------|
|            |               |  |            | \$                | \$                |
| 7,661.00   | 78200/GAME.AX | Betashares Video Games And Esports Etf             | 0.0000     |                   | 0.00              |
| 57,107.35  | 78200/IHD.AX  | Ishares S&p/asx Div Opportunities Esg Screened Etf | 0.0000     |                   | 0.00              |
| 7,068.40   | 78200/IPAY.AX | Betashares Future Of Payments Etf                  | 0.0000     |                   | 0.00              |
| 41,667.60  | 78200/NDQ.AX1 | Betashares Nasdaq 100 Etf                          | 1,560.0000 | 54,974.40         |                   |
| 43,878.45  | 78200/VGE.AX  | Vanguard Ftse Emerging Markets Shares Etf          | 0.0000     |                   | 0.00              |
| 88,287.08  | 78200/VGS.AX  | Vanguard Msci Index International Shares Etf       | 0.0000     |                   | 0.00              |
| 56.67      | 84000         | GST Payable/Refundable                             |            |                   | 0.00              |
| (2,175.18) | 85000         | Income Tax Payable/Refundable                      |            |                   | 7,162.99          |
| 0.00       | 88010         | Creditors - ATO                                    |            |                   | 2,093.33          |
|            |               |  |            | <b>857,653.26</b> | <b>857,653.26</b> |

**Current Year Profit/(Loss): 175,281.38**

# John & Donna Larder Superannuation Fund

## Interest Reconciliation Report

For The Period 01 July 2022 - 30 June 2023

| Date   | Payment Amount | Gross Interest | TFN Withheld | Foreign Income | Foreign Credits |
|--|----------------|----------------|--------------|----------------|-----------------|
| <b>Bank Accounts</b>                           |                |                |              |                |                 |
| 154985631 ANZ Cash Investment Account *5631    |                |                |              |                |                 |
| 28/04/2023                                     | 1.28           | 1.28           |              |                |                 |
| 31/05/2023                                     | 3.24           | 3.24           |              |                |                 |
| 30/06/2023                                     | 4.08           | 4.08           |              |                |                 |
|  | 8.60           | 8.60           |              |                |                 |
| ANZ182763323 Cash at Bank - ANZ Acc 4849-54504 |                |                |              |                |                 |
| 29/07/2022                                     | 0.06           | 0.06           |              |                |                 |
| 31/08/2022                                     | 0.12           | 0.12           |              |                |                 |
| 30/09/2022                                     | 0.07           | 0.07           |              |                |                 |
| 31/10/2022                                     | 0.12           | 0.12           |              |                |                 |
| 30/11/2022                                     | 0.16           | 0.16           |              |                |                 |
| 30/12/2022                                     | 0.11           | 0.11           |              |                |                 |
| 31/01/2023                                     | 0.19           | 0.19           |              |                |                 |
| 28/02/2023                                     | 0.09           | 0.09           |              |                |                 |
| 31/03/2023                                     | 0.11           | 0.11           |              |                |                 |
| 28/04/2023                                     | 0.12           | 0.12           |              |                |                 |
| 31/05/2023                                     | 0.19           | 0.19           |              |                |                 |
| 30/06/2023                                     | 0.25           | 0.25           |              |                |                 |
|  | 1.59           | 1.59           |              |                |                 |
|  | <b>10.19</b>   | <b>10.19</b>   |              |                |                 |

**John & Donna Larder Superannuation Fund**  
**Interest Reconciliation Report**

For The Period 01 July 2022 - 30 June 2023

---

| <b>Date</b>  | <b>Payment<br/>Amount</b> | <b>Gross<br/>Interest</b> | <b>TFN<br/>Withheld</b> | <b>Foreign<br/>Income</b> | <b>Foreign<br/>Credits</b> |
|--------------|---------------------------|---------------------------|-------------------------|---------------------------|----------------------------|
| <b>TOTAL</b> | <b>10.19</b>              | <b>10.19</b>              |                         |                           |                            |

---

**Tax Return Reconciliation**

|                       | <b>Totals</b> | <b>Tax Return Label</b> |
|-----------------------|---------------|-------------------------|
| <b>Gross Interest</b> | 10.19         | 11C                     |

---

# John & Donna Larder Superannuation Fund

## Dividend Reconciliation Report

For The Period 01 July 2022 - 30 June 2023

| Date   | Net Payment Received | Australian Income |         |                  | Foreign Income |                 |            | Withheld     |              |               |
|--|----------------------|-------------------|---------|------------------|----------------|-----------------|------------|--------------|--------------|---------------|
|  |                      | Unfranked         | Franked | Franking Credits | Foreign Income | Foreign Credits | NZ Credits | TFN Withheld | Non-Resident | LIC Deduction |
| <b>Shares in Listed Companies (Australian)</b> |                      |                   |         |                  |                |                 |            |              |              |               |
| AFG.AX Australian Finance Group Ltd            |                      |                   |         |                  |                |                 |            |              |              |               |
| 21/09/2022                                     | 252.86               | 0.00              | 252.86  | 108.37           |                |                 |            |              |              |               |
| 23/03/2023                                     | 173.84               | 0.00              | 173.84  | 74.50            |                |                 |            |              |              |               |
|  | 426.70               | 0.00              | 426.70  | 182.87           |                |                 |            |              |              |               |
| LOV.AX Lovisa Holdings Limited                 |                      |                   |         |                  |                |                 |            |              |              |               |
| 20/10/2022                                     | 138.38               | 96.87             | 41.51   | 17.79            |                |                 |            |              |              |               |
| 20/04/2023                                     | 142.12               | 0.00              | 142.12  | 60.91            |                |                 |            |              |              |               |
|  | 280.50               | 96.87             | 183.63  | 78.70            |                |                 |            |              |              |               |
| PLS.AX Pilbara Minerals Limited                |                      |                   |         |                  |                |                 |            |              |              |               |
| 24/03/2023                                     | 114.07               | 0.00              | 114.07  | 48.89            |                |                 |            |              |              |               |
|  | 114.07               | 0.00              | 114.07  | 48.89            |                |                 |            |              |              |               |
| PPE.AX Peoplein Limited                        |                      |                   |         |                  |                |                 |            |              |              |               |
| 24/03/2023                                     | 96.25                | 0.00              | 96.25   | 41.25            |                |                 |            |              |              |               |
|  | 96.25                | 0.00              | 96.25   | 41.25            |                |                 |            |              |              |               |
| S32.AX South32 Limited                         |                      |                   |         |                  |                |                 |            |              |              |               |
| 06/04/2023                                     | 128.07               | 0.00              | 128.07  | 54.89            |                |                 |            |              |              |               |

# John & Donna Larder Superannuation Fund

## Dividend Reconciliation Report

For The Period 01 July 2022 - 30 June 2023

| Date                            | Net Payment Received | Australian Income |                 |                  | Foreign Income |                 |            | Withheld     |              |               |
|---------------------------------|----------------------|-------------------|-----------------|------------------|----------------|-----------------|------------|--------------|--------------|---------------|
|                                 |                      | Unfranked         | Franked         | Franking Credits | Foreign Income | Foreign Credits | NZ Credits | TFN Withheld | Non-Resident | LIC Deduction |
|                                 | 128.07               | 0.00              | 128.07          | 54.89            |                |                 |            |              |              |               |
| STO.AX Santos Limited           |                      |                   |                 |                  |                |                 |            |              |              |               |
| 29/03/2023                      | 229.90               | 229.90            |                 |                  |                |                 |            |              |              |               |
|                                 | 229.90               | 229.90            |                 |                  |                |                 |            |              |              |               |
| TAH.AX Tabcorp Holdings Limited |                      |                   |                 |                  |                |                 |            |              |              |               |
| 23/09/2022                      | 251.16               | 0.00              | 251.16          | 107.64           |                |                 |            |              |              |               |
| 21/03/2023                      | 119.45               | 0.00              | 119.45          | 51.19            |                |                 |            |              |              |               |
|                                 | 370.61               | 0.00              | 370.61          | 158.83           |                |                 |            |              |              |               |
|                                 | <b>1,646.10</b>      | <b>326.77</b>     | <b>1,319.33</b> | <b>565.43</b>    |                |                 |            |              |              |               |



**John & Donna Larder Superannuation Fund**  
**Dividend Reconciliation Report**

For The Period 01 July 2022 - 30 June 2023

| Date  | Net Payment Received | Australian Income |          |                  | Foreign Income |                 |            | Withheld     |              |               |
|-------|----------------------|-------------------|----------|------------------|----------------|-----------------|------------|--------------|--------------|---------------|
|       |                      | Unfranked         | Franked  | Franking Credits | Foreign Income | Foreign Credits | NZ Credits | TFN Withheld | Non-Resident | LIC Deduction |
| TOTAL | 1,646.10             | 326.77            | 1,319.33 | 565.43           |                |                 |            |              |              |               |

**Tax Return Reconciliation**

|                   | Totals   | Tax Return Label |
|-------------------|----------|------------------|
| Unfranked         | 326.77   | J                |
| Franked Dividends | 1,319.33 | K                |
| Franking Credits  | 565.43   | L                |



# John & Donna Larder Superannuation Fund

## Distribution Reconciliation Report

For The Period 01 July 2022 - 30 June 2023

| Date  | Non Primary Production Income (A) * <sub>1</sub> |          |           |                 |                  | Distributed Capital Gains (B) * <sub>2</sub> |                     |                |         |       | Foreign Income * <sub>3</sub> |                 | Non-Assessable |          |                                    | Taxable Income |
|---|--|----------|-----------|-----------------|------------------|--|---------------------|----------------|---------|-------|-------------------------------|-----------------|----------------|----------|------------------------------------|----------------|
|   | Payment Received                                 | Franked  | Unfranked | Interest/ Other | Franking Credits | Discounted (After Discount)                  | Rate * <sub>5</sub> | CGT Concession | Indexed | Other | Foreign Income                | Foreign Credits | Tax Exempt     | Tax Free | Tax Deferred / AMIT * <sub>6</sub> |                |
| 18/01/2023  | 272.63   |          |           |                 |                  |  | S                   |                |         |       |                               |                 |                |          | 0.00                               |                |
| 20/04/2023  | 897.87   |          |           |                 |                  |  | S                   |                |         |       |                               |                 |                |          | 0.00                               |                |
| 30/06/2023  | 0.00   | 2,441.31 | 45.63     | 0.39            | 1,117.39         | 0.00   | I                   | 0.00           | 0.00    | 0.00  | 122.58                        | 2.35            | 0.00           | 0.00     | 0.00                               | 3,729.65       |
|   | 2,609.91   | 2,441.31 | 45.63     | 0.39            | 1,117.39         | 0.00   |                     | 0.00           | 0.00    | 0.00  | 122.58                        | 2.35            | 0.00           | 0.00     | 0.00                               | 3,729.65       |
| <i>Net Cash Distribution:</i>                       | <i>2,609.91</i>                                  |          |           |                 |                  |  |                     |                |         |       |                               |                 |                |          |                                    |                |
| NDQ.AX Betashares Nasdaq 100 Etf                    |  |          |           |                 |                  |  |                     |                |         |       |                               |                 |                |          |                                    |                |
| 18/01/2023  | 48.40  |          |           |                 |                  |  | S                   |                |         |       |                               |                 |                |          | 0.00                               |                |
| 30/06/2023  | 1,220.99   |          |           |                 |                  |  | S                   |                |         |       |                               |                 |                |          | 0.00                               |                |
| 30/06/2023  | 0.00   | 0.00     | 0.00      | 0.69            | 0.00             | 577.25                                       | I                   | 577.25         | 0.00    | 0.00  | 114.20                        | 59.07           | 0.00           | 0.00     | 0.00                               | 751.21         |
|   | 1,269.39   | 0.00     | 0.00      | 0.69            | 0.00             | 577.25                                       |                     | 577.25         | 0.00    | 0.00  | 114.20                        | 59.07           | 0.00           | 0.00     | 0.00                               | 751.21         |
| <i>Net Cash Distribution:</i>                       | <i>1,269.39</i>                                  |          |           |                 |                  |  |                     |                |         |       |                               |                 |                |          |                                    |                |
| VGE.AX Vanguard Ftse Emerging Markets Shares Etf    |  |          |           |                 |                  |  |                     |                |         |       |                               |                 |                |          |                                    |                |
| 18/10/2022  | 438.81   |          |           |                 |                  |  | S                   |                |         |       |                               |                 |                |          | 0.00                               |                |
| 18/01/2023  | 541.37   |          |           |                 |                  |  | S                   |                |         |       |                               |                 |                |          | 0.00                               |                |
| 20/04/2023  | 30.31  |          |           |                 |                  |  | S                   |                |         |       |                               |                 |                |          | 0.00                               |                |
| 30/06/2023  | 0.00   | 0.00     | 0.00      | 10.59           | 0.00             | 17.60  | I                   | 17.60          | 0.00    | 0.00  | 960.00                        | 186.67          | 0.00           | 0.00     | 4.70                               | 1,174.86       |
|   | 1,010.49   | 0.00     | 0.00      | 10.59           | 0.00             | 17.60  |                     | 17.60          | 0.00    | 0.00  | 960.00                        | 186.67          | 0.00           | 0.00     | 4.70                               | 1,174.86       |
| <i>Net Cash Distribution:</i>                       | <i>1,010.49</i>                                  |          |           |                 |                  |  |                     |                |         |       |                               |                 |                |          |                                    |                |
| VGS.AX Vanguard Msci Index International Shares Etf |  |          |           |                 |                  |  |                     |                |         |       |                               |                 |                |          |                                    |                |

**John & Donna Larder Superannuation Fund**  
**Distribution Reconciliation Report**

For The Period 01 July 2022 - 30 June 2023

| Date                          | Payment Received | Non Primary Production Income (A) * <sub>1</sub> |                   |                 |                  | Distributed Capital Gains (B) * <sub>2</sub> |                     |                |             |             | Foreign Income * <sub>3</sub> |                 | Non-Assessable |             |                                    | Taxable Income  |  |
|-------------------------------|------------------|--|-------------------|-----------------|------------------|--|---------------------|----------------|-------------|-------------|-------------------------------|-----------------|----------------|-------------|------------------------------------|-----------------|--|
|                               |                  | Franked  | Unfranked         | Interest/ Other | Franking Credits | Discounted (After Discount)                  | Rate * <sub>5</sub> | CGT Concession | Indexed     | Other       | Foreign Income                | Foreign Credits | Tax Exempt     | Tax Free    | Tax Deferred / AMIT * <sub>6</sub> |                 |  |
| 18/10/2022                    | 346.24           |  |                   |                 |                  |  | S                   |                |             |             |                               |                 |                |             |                                    | 0.00            |  |
| 18/01/2023                    | 301.64           |  |                   |                 |                  |  | S                   |                |             |             |                               |                 |                |             |                                    | 0.00            |  |
| 20/04/2023                    | 222.87           |  |                   |                 |                  |  | S                   |                |             |             |                               |                 |                |             |                                    | 0.00            |  |
| 30/06/2023                    | 0.00             | 0.00   | 0.00              | 24.17           | 0.00             | 0.00   | I                   | 0.00           | 0.00        | 0.00        | 846.59                        | 135.75          | 0.00           | 0.00        | 0.00                               | 1,006.51        |  |
|                               | 870.75           | 0.00   | 0.00              | 24.17           | 0.00             | 0.00   |                     | 0.00           | 0.00        | 0.00        | 846.59                        | 135.75          | 0.00           | 0.00        | 0.00                               | 1,006.51        |  |
| <i>Net Cash Distribution:</i> |                  | 870.76   | <i>Variance^:</i> | <i>(0.01)</i>   |                  |  |                     |                |             |             |                               |                 |                |             |                                    |                 |  |
|                               | <b>6,701.67</b>  | <b>2,441.31</b>                                  | <b>45.63</b>      | <b>35.84</b>    | <b>1,117.39</b>  | <b>594.85</b>                                |                     | <b>594.85</b>  | <b>0.00</b> | <b>0.00</b> | <b>2,043.37</b>               | <b>383.84</b>   | <b>0.00</b>    | <b>0.00</b> | <b>945.83</b>                      | <b>6,662.23</b> |  |

# John & Donna Larder Superannuation Fund

## Distribution Reconciliation Report

For The Period 01 July 2022 - 30 June 2023

| Date         | Non Primary Production Income (A) * <sub>1</sub> |          |           |                 | Distributed Capital Gains (B) * <sub>2</sub> |                             |                     |                | Foreign Income * <sub>3</sub> |       | Non-Assessable |                 |            |          | Taxable Income |                                    |
|--------------|--|----------|-----------|-----------------|--|-----------------------------|---------------------|----------------|-------------------------------|-------|----------------|-----------------|------------|----------|----------------|------------------------------------|
|              | Payment Received                                 | Franked  | Unfranked | Interest/ Other | Franking Credits                             | Discounted (After Discount) | Rate * <sub>5</sub> | CGT Concession | Indexed                       | Other | Foreign Income | Foreign Credits | Tax Exempt | Tax Free |                | Tax Deferred / AMIT * <sub>6</sub> |
| <b>TOTAL</b> | 11,467.69  | 6,619.25 | 362.35    | 160.92          | 2,908.36                                     | 594.85                      |                     | 594.85         | 0.00                          | 0.00  | 2,138.67       | 388.97          | 0.07       | 0.00     | 996.74         | 13,173.37                          |

### Total Distributed Gains

| Discount Rate     | Discounted    | Gross           |
|-------------------|---------------|-----------------|
| Superfund 1/3     | 0.00          | 0.00            |
| Individual 50%(I) | 594.85        | 1,189.70        |
| <b>Total</b>      | <b>594.85</b> | <b>1,189.70</b> |

### \*<sub>1</sub> Summary of Non Primary Production Income (A)

| Tax Label                     | Franked  | Unfranked | Interest/Other | Less Other Deduction | Income Before Credits * <sub>7</sub> | Franking Credits | Total Including Credits |
|-------------------------------|----------|-----------|----------------|----------------------|--------------------------------------|------------------|-------------------------|
| 11M Gross trust distributions | 6,619.25 | 362.35    | 160.92         | 0.00                 | 7,142.52                             | 2,908.36         | 10,050.88               |

\*<sub>2</sub> Forms part of the Net Capital Gains calculation for Tax Label 11A.

\*<sub>3</sub> Forms part of the Foreign Credits calculation for Tax Label 11D, D1, 13C1.

\*<sub>4</sub> Taxable Income is designed to match Tax Statement provided by Fund Manager.

Taxable Income in the SMSF Annual Return will be different due to application of Capital Losses in Net Capital Gain calculation and application of different discount method.

\*<sub>5</sub> This is the discount rate selected for the transaction. "S" being Super Funds at 1/3 and "I" being Individual at 50%.

\*<sub>6</sub> AMIT cost base net increase is reflected as negative amount i.e. negative tax deferred and AMIT cost base net decrease is reflected as positive amount i.e. positive tax deferred.

\*<sub>7</sub> Sum of Income Before Credits reconciles with Taxable Trust Distributions in Statement of Taxable Income.

^ Variance between Payment Received and Net Cash Distribution.

# John & Donna Larder Superannuation Fund

## Contributions Breakdown Report

For The Period 01 July 2022 - 30 June 2023

### Summary

| Member             | D.O.B      | Age<br>(at 30/06/2022) | Total Super Balance<br>(at 30/06/2022) *1 | Concessional     | Non-Concessional | Other       | Reserves         | Total             |
|--------------------|------------|------------------------|---|------------------|------------------|-------------|------------------|-------------------|
| Larder, Donna      | 16/08/1963 | 58                     | 196,016.32                                | 24,831.25        | 0.00             | 0.00        | 27,500.00        | 52,331.25         |
| Larder, John       | 03/10/1960 | 61                     | 300,883.34                                | 27,697.89        | 3,646.33         | 0.00        | 27,500.00        | 58,844.22         |
| <b>All Members</b> |            |                        |   | <b>52,529.14</b> | <b>3,646.33</b>  | <b>0.00</b> | <b>55,000.00</b> | <b>111,175.47</b> |

\*1 TSB can include information external to current fund's transaction records. The amount is per individual across all funds.

### Contribution Caps

| Member        | Contribution Type | Contributions | Cap        | Current Position     |
|---------------|-------------------|---------------|------------|----------------------|
| Larder, Donna | Concessional      | 24,831.25     | 27,500.00  | 2,668.75 Below Cap   |
|               | Non-Concessional  | 0.00          | 110,000.00 | 110,000.00 Below Cap |
| Larder, John  | Concessional      | 27,697.89     | 27,500.00  | 197.89 Over Cap      |
|               | Non-Concessional  | 3,646.33      | 110,000.00 | 106,353.67 Below Cap |

### Carry Forward Unused Concessional Contribution Cap

| Member                           | 2018       | 2019       | 2020       | 2021       | 2022       | 2023       | Current Position   |
|----------------------------------|------------|------------|------------|------------|------------|------------|--------------------|
| Larder, Donna                    |            |            |            |            |            |            |                    |
| Concessional Contribution Cap    | 25,000.00  | 25,000.00  | 25,000.00  | 25,000.00  | 27,500.00  | 27,500.00  |                    |
| Concessional Contribution        | 3,633.75   | 24,015.08  | 26,982.50  | 25,000.00  | 27,500.00  | 24,831.25  |                    |
| Unused Concessional Contribution | 0.00       | 984.92     | 0.00       | 0.00       | 0.00       | 2,668.75   |                    |
| Cumulative Carry Forward Unused  | N/A        | 0.00       | 984.92     | 0.00       | 0.00       | 0.00       |                    |
| Maximum Cap Available            | 25,000.00  | 25,000.00  | 25,984.92  | 25,000.00  | 27,500.00  | 27,500.00  | 2,668.75 Below Cap |
| Total Super Balance              | 68,680.55  | 81,899.50  | 93,092.02  | 103,588.40 | 184,542.89 | 196,016.32 |                    |
| Larder, John                     |            |            |            |            |            |            |                    |
| Concessional Contribution Cap    | 25,000.00  | 25,000.00  | 25,000.00  | 25,000.00  | 27,500.00  | 27,500.00  |                    |
| Concessional Contribution        | 24,131.04  | 25,000.00  | 27,033.04  | 25,000.00  | 27,500.00  | 27,697.89  |                    |
| Unused Concessional Contribution | 0.00       | 0.00       | 0.00       | 0.00       | 0.00       | 0.00       |                    |
| Cumulative Carry Forward Unused  | N/A        | 0.00       | 0.00       | 0.00       | 0.00       | 0.00       |                    |
| Maximum Cap Available            | 25,000.00  | 25,000.00  | 25,000.00  | 25,000.00  | 27,500.00  | 27,500.00  | 197.89 Over Cap    |
| Total Super Balance              | 161,194.83 | 177,437.16 | 179,813.96 | 179,920.60 | 302,032.29 | 300,883.34 |                    |



|            |  |          |        |
|------------|--|----------|--------|
| 22/07/2022 | ANZ INTERNET<br>BANKING FUNDS<br>TFER TRANSFER<br>678565 FROM<br>351043707 | Employer | 500.00 |
| 29/07/2022 | ANZ INTERNET<br>BANKING FUNDS<br>TFER TRANSFER<br>370556 FROM<br>351043707 | Employer | 78.75  |
| 29/07/2022 | ANZ INTERNET<br>BANKING FUNDS<br>TFER TRANSFER<br>370668 FROM<br>351043707 | Employer | 500.00 |
| 05/08/2022 | ANZ INTERNET<br>BANKING FUNDS<br>TFER TRANSFER<br>997894 FROM<br>351043707 | Employer | 78.75  |
| 05/08/2022 | ANZ INTERNET<br>BANKING FUNDS<br>TFER TRANSFER<br>997900 FROM<br>351043707 | Employer | 500.00 |
| 12/08/2022 | ANZ INTERNET<br>BANKING FUNDS<br>TFER TRANSFER<br>817654 FROM<br>351043707 | Employer | 78.75  |
| 12/08/2022 | ANZ INTERNET<br>BANKING FUNDS<br>TFER TRANSFER<br>817758 FROM<br>351043707 | Employer | 500.00 |
| 19/08/2022 | ANZ INTERNET<br>BANKING FUNDS<br>TFER TRANSFER<br>421478 FROM<br>351043707 | Employer | 78.75  |
| 19/08/2022 | ANZ INTERNET<br>BANKING FUNDS<br>TFER TRANSFER<br>421481 FROM<br>351043707 | Employer | 500.00 |
| 26/08/2022 | ANZ INTERNET<br>BANKING FUNDS<br>TFER TRANSFER<br>370458 FROM<br>351043707 | Employer | 78.75  |

---



|            |   |          |        |
|------------|---|----------|--------|
| 26/08/2022 | ANZ INTERNET<br>BANKING FUNDS<br>TFER TRANSFER<br>370551 FROM<br>351043707                                  | Employer | 500.00 |
| 02/09/2022 | ANZ INTERNET<br>BANKING FUNDS<br>TFER TRANSFER<br>939387 FROM<br>351043707                                  | Employer | 78.75  |
| 02/09/2022 | ANZ INTERNET<br>BANKING FUNDS<br>TFER TRANSFER<br>939360 FROM<br>351043707                                  | Employer | 500.00 |
| 09/09/2022 | ANZ INTERNET<br>BANKING FUNDS<br>TFER TRANSFER<br>901959 FROM<br>351043707                                  | Employer | 78.75  |
| 09/09/2022 | ANZ INTERNET<br>BANKING FUNDS<br>TFER TRANSFER<br>902062 FROM<br>351043707                                  | Employer | 500.00 |
| 16/09/2022 | ANZ INTERNET<br>BANKING FUNDS<br>TFER TRANSFER<br>756710 FROM<br>351043707                                  | Employer | 78.75  |
| 16/09/2022 | ANZ INTERNET<br>BANKING FUNDS<br>TFER TRANSFER<br>756829 FROM<br>351043707                                  | Employer | 500.00 |
| 26/09/2022 | ANZ INTERNET<br>BANKING FUNDS<br>TFER TRANSFER<br>488032 FROM<br>351043707<br>EFFECTIVE DATE<br>24 SEP 2022 | Employer | 78.75  |
| 26/09/2022 | ANZ INTERNET<br>BANKING FUNDS<br>TFER TRANSFER<br>488081 FROM<br>351043707<br>EFFECTIVE DATE<br>24 SEP 2022 | Employer | 500.00 |
| 30/09/2022 | ANZ INTERNET  | Employer | 78.75  |

---

|            |  |          |        |
|------------|--|----------|--------|
|            | TFER TRANSFER<br>727482 FROM<br>351043707                                  |          |        |
| 30/09/2022 | ANZ INTERNET<br>BANKING FUNDS<br>TFER TRANSFER<br>727564 FROM<br>351043707 | Employer | 500.00 |
| 07/10/2022 | ANZ INTERNET<br>BANKING FUNDS<br>TFER TRANSFER<br>601731 FROM<br>351043707 | Employer | 78.75  |
| 07/10/2022 | ANZ INTERNET<br>BANKING FUNDS<br>TFER TRANSFER<br>601817 FROM<br>351043707 | Employer | 500.00 |
| 14/10/2022 | ANZ INTERNET<br>BANKING FUNDS<br>TFER TRANSFER<br>356168 FROM<br>351043707 | Employer | 78.75  |
| 14/10/2022 | ANZ INTERNET<br>BANKING FUNDS<br>TFER TRANSFER<br>356260 FROM<br>351043707 | Employer | 500.00 |
| 21/10/2022 | ANZ INTERNET<br>BANKING FUNDS<br>TFER TRANSFER<br>784372 FROM<br>351043707 | Employer | 78.75  |
| 21/10/2022 | ANZ INTERNET<br>BANKING FUNDS<br>TFER TRANSFER<br>784381 FROM<br>351043707 | Employer | 500.00 |
| 28/10/2022 | ANZ INTERNET<br>BANKING FUNDS<br>TFER TRANSFER<br>464853 FROM<br>351043707 | Employer | 78.75  |
| 28/10/2022 | ANZ INTERNET<br>BANKING FUNDS<br>TFER TRANSFER<br>464858 FROM<br>351043707 | Employer | 500.00 |
| 04/11/2022 | ANZ INTERNET<br>BANKING FUNDS  | Employer | 78.75  |

|            |  |          |        |
|------------|--|----------|--------|
| 04/11/2022 | 655851 FROM<br>351043707<br>ANZ INTERNET<br>BANKING FUNDS<br>TFER TRANSFER<br>656028 FROM<br>351043707 | Employer | 500.00 |
| 11/11/2022 | ANZ INTERNET<br>BANKING FUNDS<br>TFER TRANSFER<br>494872 FROM<br>351043707                             | Employer | 78.75  |
| 11/11/2022 | ANZ INTERNET<br>BANKING FUNDS<br>TFER TRANSFER<br>494963 FROM<br>351043707                             | Employer | 500.00 |
| 18/11/2022 | ANZ INTERNET<br>BANKING FUNDS<br>TFER TRANSFER<br>171673 FROM<br>351043707                             | Employer | 78.75  |
| 18/11/2022 | ANZ INTERNET<br>BANKING FUNDS<br>TFER TRANSFER<br>171904 FROM<br>351043707                             | Employer | 500.00 |
| 25/11/2022 | ANZ INTERNET<br>BANKING FUNDS<br>TFER TRANSFER<br>552953 FROM<br>351043707                             | Employer | 78.75  |
| 25/11/2022 | ANZ INTERNET<br>BANKING FUNDS<br>TFER TRANSFER<br>552962 FROM<br>351043707                             | Employer | 500.00 |
| 02/12/2022 | ANZ INTERNET<br>BANKING FUNDS<br>TFER TRANSFER<br>975068 FROM<br>351043707                             | Employer | 78.75  |
| 02/12/2022 | ANZ INTERNET<br>BANKING FUNDS<br>TFER TRANSFER<br>975167 FROM<br>351043707                             | Employer | 500.00 |
| 09/12/2022 | ANZ INTERNET<br>BANKING FUNDS<br>TFER TRANSFER   | Employer | 78.75  |

---

|            |  |          |  |        |
|------------|--|----------|--|--------|
|            | 351043707  |          |  |        |
| 09/12/2022 | ANZ INTERNET<br>BANKING FUNDS<br>TFER TRANSFER<br>696675 FROM<br>351043707 | Employer |  | 500.00 |
| 16/12/2022 | ANZ INTERNET<br>BANKING FUNDS<br>TFER TRANSFER<br>786265 FROM<br>351043707 | Employer |  | 78.75  |
| 16/12/2022 | ANZ INTERNET<br>BANKING FUNDS<br>TFER TRANSFER<br>786350 FROM<br>351043707 | Employer |  | 500.00 |
| 23/12/2022 | ANZ INTERNET<br>BANKING FUNDS<br>TFER TRANSFER<br>623437 FROM<br>351043707 | Employer |  | 78.75  |
| 23/12/2022 | ANZ INTERNET<br>BANKING FUNDS<br>TFER TRANSFER<br>623547 FROM<br>351043707 | Employer |  | 500.00 |
| 30/12/2022 | ANZ INTERNET<br>BANKING FUNDS<br>TFER TRANSFER<br>503759 FROM<br>351043707 | Employer |  | 78.75  |
| 13/01/2023 | ANZ INTERNET<br>BANKING FUNDS<br>TFER TRANSFER<br>106212 FROM<br>351043707 | Employer |  | 78.75  |
| 13/01/2023 | ANZ INTERNET<br>BANKING FUNDS<br>TFER TRANSFER<br>104530 FROM<br>351043707 | Employer |  | 78.75  |
| 20/01/2023 | ANZ INTERNET<br>BANKING FUNDS<br>TFER TRANSFER<br>771305 FROM<br>351043707 | Employer |  | 78.75  |
| 27/01/2023 | ANZ INTERNET<br>BANKING FUNDS<br>TFER TRANSFER<br>263954 FROM              | Employer |  | 78.75  |

|            |  |          |        |
|------------|--|----------|--------|
| 03/02/2023 | ANZ INTERNET<br>BANKING FUNDS<br>TFER TRANSFER<br>178406 FROM<br>351043707 | Employer | 78.75  |
| 10/02/2023 | ANZ INTERNET<br>BANKING FUNDS<br>TFER TRANSFER<br>486211 FROM<br>351043707 | Employer | 78.75  |
| 17/02/2023 | ANZ INTERNET<br>BANKING FUNDS<br>TFER TRANSFER<br>644441 FROM<br>351043707 | Employer | 78.75  |
| 24/02/2023 | ANZ INTERNET<br>BANKING FUNDS<br>TFER TRANSFER<br>337615 FROM<br>351043707 | Employer | 78.75  |
| 03/03/2023 | ANZ INTERNET<br>BANKING FUNDS<br>TFER TRANSFER<br>555575 FROM<br>351043707 | Employer | 78.75  |
| 10/03/2023 | ANZ INTERNET<br>BANKING FUNDS<br>TFER TRANSFER<br>448442 FROM<br>351043707 | Employer | 78.75  |
| 10/03/2023 | ANZ INTERNET<br>BANKING FUNDS<br>TFER TRANSFER<br>448544 FROM<br>351043707 | Employer | 500.00 |
| 17/03/2023 | ANZ INTERNET<br>BANKING FUNDS<br>TFER TRANSFER<br>928492 FROM<br>351043707 | Employer | 78.75  |
| 17/03/2023 | ANZ INTERNET<br>BANKING FUNDS<br>TFER TRANSFER<br>928539 FROM<br>351043707 | Employer | 500.00 |
| 23/03/2023 | ANZ INTERNET<br>BANKING FUNDS<br>TFER TRANSFER<br>852105 FROM<br>351043707 | Employer | 78.75  |

---

|            |   |          |        |
|------------|---|----------|--------|
| 23/03/2023 | ANZ INTERNET<br>BANKING FUNDS<br>TFER TRANSFER<br>852141 FROM<br>351043707                                  | Employer | 500.00 |
| 24/03/2023 | CARD ENTRY AT<br>ANZ STRATHPINE<br>BRANCH   | Employer | 157.50 |
| 31/03/2023 | ANZ INTERNET<br>BANKING FUNDS<br>TFER TRANSFER<br>321030 FROM<br>351043707                                  | Employer | 78.75  |
| 31/03/2023 | ANZ INTERNET<br>BANKING FUNDS<br>TFER TRANSFER<br>321106 FROM<br>351043707                                  | Employer | 500.00 |
| 11/04/2023 | ANZ INTERNET<br>BANKING FUNDS<br>TFER TRANSFER<br>370066 FROM<br>351043707<br>EFFECTIVE DATE<br>07 APR 2023 | Employer | 78.75  |
| 11/04/2023 | ANZ INTERNET<br>BANKING FUNDS<br>TFER TRANSFER<br>370081 FROM<br>351043707<br>EFFECTIVE DATE<br>07 APR 2023 | Employer | 500.00 |
| 14/04/2023 | ANZ INTERNET<br>BANKING FUNDS<br>TFER TRANSFER<br>659858 FROM<br>351043707                                  | Employer | 78.75  |
| 14/04/2023 | ANZ INTERNET<br>BANKING FUNDS<br>TFER TRANSFER<br>659968 FROM<br>351043707                                  | Employer | 500.00 |
| 21/04/2023 | ANZ INTERNET<br>BANKING FUNDS<br>TFER TRANSFER<br>497881 FROM<br>351043707                                  | Employer | 78.75  |
| 21/04/2023 | ANZ INTERNET<br>BANKING FUNDS<br>TFER TRANSFER  | Employer | 500.00 |

---

|            |   |          |  |        |
|------------|---|----------|--|--------|
|            | 351043707   |          |  |        |
| 28/04/2023 | ANZ INTERNET<br>BANKING FUNDS<br>TFER TRANSFER<br>990402 FROM<br>351043707                                  | Employer |  | 78.75  |
| 28/04/2023 | ANZ INTERNET<br>BANKING FUNDS<br>TFER TRANSFER<br>990474 FROM<br>351043707                                  | Employer |  | 500.00 |
| 05/05/2023 | ANZ INTERNET<br>BANKING FUNDS<br>TFER TRANSFER<br>156234 FROM<br>351043707                                  | Employer |  | 78.75  |
| 05/05/2023 | ANZ INTERNET<br>BANKING FUNDS<br>TFER TRANSFER<br>156292 FROM<br>351043707                                  | Employer |  | 500.00 |
| 15/05/2023 | ANZ INTERNET<br>BANKING FUNDS<br>TFER TRANSFER<br>311323 FROM<br>351043707<br>EFFECTIVE DATE<br>13 MAY 2023 | Employer |  | 78.75  |
| 15/05/2023 | ANZ INTERNET<br>BANKING FUNDS<br>TFER TRANSFER<br>311399 FROM<br>351043707<br>EFFECTIVE DATE<br>13 MAY 2023 | Employer |  | 500.00 |
| 19/05/2023 | ANZ INTERNET<br>BANKING FUNDS<br>TFER TRANSFER<br>734208 FROM<br>351043707                                  | Employer |  | 78.75  |
| 19/05/2023 | ANZ INTERNET<br>BANKING FUNDS<br>TFER TRANSFER<br>734324 FROM<br>351043707                                  | Employer |  | 500.00 |
| 26/05/2023 | ANZ INTERNET<br>BANKING FUNDS<br>TFER TRANSFER<br>317138 FROM<br>351043707                                  | Employer |  | 78.75  |

|            |  |  |        |           |
|------------|--|--|--------|-----------|
| 26/05/2023 | ANZ INTERNET<br>BANKING FUNDS<br>TFER TRANSFER<br>317460 FROM<br>351043707 | Employer   | 500.00 |           |
| 02/06/2023 | ANZ INTERNET<br>BANKING FUNDS<br>TFER TRANSFER<br>181079 FROM<br>351043707 | Employer   | 78.75  |           |
| 02/06/2023 | ANZ INTERNET<br>BANKING FUNDS<br>TFER TRANSFER<br>181088 FROM<br>351043707 | Employer   | 500.00 |           |
| 09/06/2023 | ANZ INTERNET<br>BANKING FUNDS<br>TFER TRANSFER<br>876138 FROM<br>351043707 | Employer   | 78.75  |           |
| 09/06/2023 | ANZ INTERNET<br>BANKING FUNDS<br>TFER TRANSFER<br>876132 FROM<br>351043707 | Employer   | 500.00 |           |
| 16/06/2023 | ANZ INTERNET<br>BANKING FUNDS<br>TFER TRANSFER<br>594690 FROM<br>351043707 | Employer   | 500.00 |           |
| 16/06/2023 | ANZ INTERNET<br>BANKING FUNDS<br>TFER TRANSFER<br>594680 FROM<br>351043707 | Employer   | 78.75  |           |
| 23/06/2023 | ANZ INTERNET<br>BANKING FUNDS<br>TFER TRANSFER<br>352845 FROM<br>351043707 | Employer   | 78.75  |           |
| 26/06/2023 | ANZ INTERNET<br>BANKING FUNDS<br>TFER TRANSFER<br>575908 FROM<br>351043707 | Contribution Reserves -<br>Employer Concessional |        | 27,500.00 |
| 30/06/2023 | TRANSFER 447235<br>FROM 351043707  | Employer   | 78.75  |           |

---





|            |  |          |  |        |
|------------|--|----------|--|--------|
|            | 351043707  |          |  |        |
| 29/07/2022 | ANZ INTERNET<br>BANKING FUNDS<br>TFER TRANSFER<br>370417 FROM<br>351043707 | Employer |  | 197.89 |
| 29/07/2022 | ANZ INTERNET<br>BANKING FUNDS<br>TFER TRANSFER<br>370668 FROM<br>351043707 | Employer |  | 500.00 |
| 05/08/2022 | ANZ INTERNET<br>BANKING FUNDS<br>TFER TRANSFER<br>997875 FROM<br>351043707 | Employer |  | 197.89 |
| 05/08/2022 | ANZ INTERNET<br>BANKING FUNDS<br>TFER TRANSFER<br>997900 FROM<br>351043707 | Employer |  | 500.00 |
| 12/08/2022 | ANZ INTERNET<br>BANKING FUNDS<br>TFER TRANSFER<br>817560 FROM<br>351043707 | Employer |  | 197.89 |
| 12/08/2022 | ANZ INTERNET<br>BANKING FUNDS<br>TFER TRANSFER<br>817758 FROM<br>351043707 | Employer |  | 500.00 |
| 19/08/2022 | ANZ INTERNET<br>BANKING FUNDS<br>TFER TRANSFER<br>421475 FROM<br>351043707 | Employer |  | 197.89 |
| 19/08/2022 | ANZ INTERNET<br>BANKING FUNDS<br>TFER TRANSFER<br>421481 FROM<br>351043707 | Employer |  | 500.00 |
| 26/08/2022 | ANZ INTERNET<br>BANKING FUNDS<br>TFER TRANSFER<br>370341 FROM<br>351043707 | Employer |  | 197.89 |
| 26/08/2022 | ANZ INTERNET<br>BANKING FUNDS<br>TFER TRANSFER<br>370551 FROM              | Employer |  | 500.00 |

|            |   |          |        |
|------------|---|----------|--------|
| 02/09/2022 | ANZ INTERNET<br>BANKING FUNDS<br>TFER TRANSFER<br>939391 FROM<br>351043707                                  | Employer | 197.89 |
| 02/09/2022 | ANZ INTERNET<br>BANKING FUNDS<br>TFER TRANSFER<br>939360 FROM<br>351043707                                  | Employer | 500.00 |
| 09/09/2022 | ANZ INTERNET<br>BANKING FUNDS<br>TFER TRANSFER<br>901803 FROM<br>351043707                                  | Employer | 197.89 |
| 09/09/2022 | ANZ INTERNET<br>BANKING FUNDS<br>TFER TRANSFER<br>902062 FROM<br>351043707                                  | Employer | 500.00 |
| 16/09/2022 | ANZ INTERNET<br>BANKING FUNDS<br>TFER TRANSFER<br>756608 FROM<br>351043707                                  | Employer | 197.89 |
| 16/09/2022 | ANZ INTERNET<br>BANKING FUNDS<br>TFER TRANSFER<br>756829 FROM<br>351043707                                  | Employer | 500.00 |
| 26/09/2022 | ANZ INTERNET<br>BANKING FUNDS<br>TFER TRANSFER<br>487940 FROM<br>351043707<br>EFFECTIVE DATE<br>24 SEP 2022 | Employer | 197.89 |
| 26/09/2022 | ANZ INTERNET<br>BANKING FUNDS<br>TFER TRANSFER<br>488081 FROM<br>351043707<br>EFFECTIVE DATE<br>24 SEP 2022 | Employer | 500.00 |
| 30/09/2022 | ANZ INTERNET<br>BANKING FUNDS<br>TFER TRANSFER<br>727403 FROM<br>351043707                                  | Employer | 197.89 |
| 30/09/2022 | ANZ INTERNET  | Employer | 500.00 |

---

|            |  |          |        |
|------------|--|----------|--------|
|            | TFER TRANSFER<br>727564 FROM<br>351043707                                  |          |        |
| 07/10/2022 | ANZ INTERNET<br>BANKING FUNDS<br>TFER TRANSFER<br>601577 FROM<br>351043707 | Employer | 197.89 |
| 07/10/2022 | ANZ INTERNET<br>BANKING FUNDS<br>TFER TRANSFER<br>601817 FROM<br>351043707 | Employer | 500.00 |
| 14/10/2022 | ANZ INTERNET<br>BANKING FUNDS<br>TFER TRANSFER<br>356058 FROM<br>351043707 | Employer | 197.89 |
| 14/10/2022 | ANZ INTERNET<br>BANKING FUNDS<br>TFER TRANSFER<br>356260 FROM<br>351043707 | Employer | 500.00 |
| 21/10/2022 | ANZ INTERNET<br>BANKING FUNDS<br>TFER TRANSFER<br>784366 FROM<br>351043707 | Employer | 197.89 |
| 21/10/2022 | ANZ INTERNET<br>BANKING FUNDS<br>TFER TRANSFER<br>784381 FROM<br>351043707 | Employer | 500.00 |
| 28/10/2022 | ANZ INTERNET<br>BANKING FUNDS<br>TFER TRANSFER<br>464849 FROM<br>351043707 | Employer | 197.89 |
| 28/10/2022 | ANZ INTERNET<br>BANKING FUNDS<br>TFER TRANSFER<br>464858 FROM<br>351043707 | Employer | 500.00 |
| 04/11/2022 | ANZ INTERNET<br>BANKING FUNDS<br>TFER TRANSFER<br>655664 FROM<br>351043707 | Employer | 197.89 |
| 04/11/2022 | ANZ INTERNET<br>BANKING FUNDS  | Employer | 500.00 |

|            |  |          |        |
|------------|--|----------|--------|
| 11/11/2022 | 656028 FROM<br>351043707<br>ANZ INTERNET<br>BANKING FUNDS<br>TFER TRANSFER<br>494737 FROM<br>351043707 | Employer | 197.89 |
| 11/11/2022 | ANZ INTERNET<br>BANKING FUNDS<br>TFER TRANSFER<br>494963 FROM<br>351043707                             | Employer | 500.00 |
| 18/11/2022 | ANZ INTERNET<br>BANKING FUNDS<br>TFER TRANSFER<br>171431 FROM<br>351043707                             | Employer | 197.89 |
| 18/11/2022 | ANZ INTERNET<br>BANKING FUNDS<br>TFER TRANSFER<br>171904 FROM<br>351043707                             | Employer | 500.00 |
| 25/11/2022 | ANZ INTERNET<br>BANKING FUNDS<br>TFER TRANSFER<br>552936 FROM<br>351043707                             | Employer | 197.89 |
| 25/11/2022 | ANZ INTERNET<br>BANKING FUNDS<br>TFER TRANSFER<br>552962 FROM<br>351043707                             | Employer | 500.00 |
| 02/12/2022 | ANZ INTERNET<br>BANKING FUNDS<br>TFER TRANSFER<br>974944 FROM<br>351043707                             | Employer | 197.89 |
| 02/12/2022 | ANZ INTERNET<br>BANKING FUNDS<br>TFER TRANSFER<br>975167 FROM<br>351043707                             | Employer | 500.00 |
| 09/12/2022 | ANZ INTERNET<br>BANKING FUNDS<br>TFER TRANSFER<br>696467 FROM<br>351043707                             | Employer | 197.89 |
| 09/12/2022 | ANZ INTERNET<br>BANKING FUNDS<br>TFER TRANSFER   | Employer | 500.00 |

---

|            |  |          |  |        |
|------------|--|----------|--|--------|
|            | 351043707  |          |  |        |
| 16/12/2022 | ANZ INTERNET<br>BANKING FUNDS<br>TFER TRANSFER<br>786152 FROM<br>351043707 | Employer |  | 197.89 |
| 16/12/2022 | ANZ INTERNET<br>BANKING FUNDS<br>TFER TRANSFER<br>786350 FROM<br>351043707 | Employer |  | 500.00 |
| 23/12/2022 | ANZ INTERNET<br>BANKING FUNDS<br>TFER TRANSFER<br>623312 FROM<br>351043707 | Employer |  | 197.89 |
| 23/12/2022 | ANZ INTERNET<br>BANKING FUNDS<br>TFER TRANSFER<br>623547 FROM<br>351043707 | Employer |  | 500.00 |
| 30/12/2022 | ANZ INTERNET<br>BANKING FUNDS<br>TFER TRANSFER<br>503687 FROM<br>351043707 | Employer |  | 197.89 |
| 13/01/2023 | ANZ INTERNET<br>BANKING FUNDS<br>TFER TRANSFER<br>106181 FROM<br>351043707 | Employer |  | 197.89 |
| 13/01/2023 | ANZ INTERNET<br>BANKING FUNDS<br>TFER TRANSFER<br>104510 FROM<br>351043707 | Employer |  | 197.89 |
| 20/01/2023 | ANZ INTERNET<br>BANKING FUNDS<br>TFER TRANSFER<br>771206 FROM<br>351043707 | Employer |  | 197.89 |
| 27/01/2023 | ANZ INTERNET<br>BANKING FUNDS<br>TFER TRANSFER<br>263869 FROM<br>351043707 | Employer |  | 197.89 |
| 03/02/2023 | ANZ INTERNET<br>BANKING FUNDS<br>TFER TRANSFER<br>178108 FROM              | Employer |  | 197.89 |

|            |  |          |        |
|------------|--|----------|--------|
| 10/02/2023 | ANZ INTERNET<br>BANKING FUNDS<br>TFER TRANSFER<br>486202 FROM<br>351043707 | Employer | 197.89 |
| 17/02/2023 | ANZ INTERNET<br>BANKING FUNDS<br>TFER TRANSFER<br>644347 FROM<br>351043707 | Employer | 197.89 |
| 24/02/2023 | ANZ INTERNET<br>BANKING FUNDS<br>TFER TRANSFER<br>337291 FROM<br>351043707 | Employer | 197.89 |
| 03/03/2023 | ANZ INTERNET<br>BANKING FUNDS<br>TFER TRANSFER<br>555435 FROM<br>351043707 | Employer | 197.89 |
| 10/03/2023 | ANZ INTERNET<br>BANKING FUNDS<br>TFER TRANSFER<br>448366 FROM<br>351043707 | Employer | 197.89 |
| 10/03/2023 | ANZ INTERNET<br>BANKING FUNDS<br>TFER TRANSFER<br>448544 FROM<br>351043707 | Employer | 500.00 |
| 17/03/2023 | ANZ INTERNET<br>BANKING FUNDS<br>TFER TRANSFER<br>928448 FROM<br>351043707 | Employer | 197.89 |
| 17/03/2023 | ANZ INTERNET<br>BANKING FUNDS<br>TFER TRANSFER<br>928539 FROM<br>351043707 | Employer | 500.00 |
| 23/03/2023 | ANZ INTERNET<br>BANKING FUNDS<br>TFER TRANSFER<br>852073 FROM<br>351043707 | Employer | 197.89 |
| 23/03/2023 | ANZ INTERNET<br>BANKING FUNDS<br>TFER TRANSFER<br>852141 FROM<br>351043707 | Employer | 500.00 |

---

|            |   |                             |        |
|------------|---|-----------------------------|--------|
| 24/03/2023 | CARD ENTRY AT ANZ STRATHPINE BRANCH   | Personal - Non-Concessional | 356.05 |
| 31/03/2023 | ANZ INTERNET BANKING FUNDS TFER TRANSFER 320926 FROM 351043707                            | Employer                    | 197.89 |
| 31/03/2023 | ANZ INTERNET BANKING FUNDS TFER TRANSFER 321106 FROM 351043707                            | Employer                    | 500.00 |
| 11/04/2023 | ANZ INTERNET BANKING FUNDS TFER TRANSFER 370045 FROM 351043707 EFFECTIVE DATE 07 APR 2023 | Employer                    | 197.89 |
| 11/04/2023 | ANZ INTERNET BANKING FUNDS TFER TRANSFER 370081 FROM 351043707 EFFECTIVE DATE 07 APR 2023 | Employer                    | 500.00 |
| 14/04/2023 | ANZ INTERNET BANKING FUNDS TFER TRANSFER 659597 FROM 351043707                            | Employer                    | 197.89 |
| 14/04/2023 | ANZ INTERNET BANKING FUNDS TFER TRANSFER 659968 FROM 351043707                            | Employer                    | 500.00 |
| 21/04/2023 | ANZ INTERNET BANKING FUNDS TFER TRANSFER 497549 FROM 351043707                            | Employer                    | 197.89 |
| 21/04/2023 | ANZ INTERNET BANKING FUNDS TFER TRANSFER 498144 FROM 351043707                            | Employer                    | 500.00 |
| 28/04/2023 | ANZ INTERNET BANKING FUNDS TFER TRANSFER  | Employer                    | 197.89 |

---



|            |   |                                 |        |        |
|------------|---|---------------------------------|--------|--------|
|            | 351043707   |                                 |        |        |
| 28/04/2023 | ANZ INTERNET<br>BANKING FUNDS<br>TFER TRANSFER<br>990474 FROM<br>351043707                                  | Employer                        | 500.00 |        |
| 05/05/2023 | ANZ INTERNET<br>BANKING FUNDS<br>TFER TRANSFER<br>156163 FROM<br>351043707                                  | Employer                        | 197.89 |        |
| 05/05/2023 | ANZ INTERNET<br>BANKING FUNDS<br>TFER TRANSFER<br>156292 FROM<br>351043707                                  | Employer                        | 500.00 |        |
| 15/05/2023 | ANZ INTERNET<br>BANKING FUNDS<br>TFER TRANSFER<br>311284 FROM<br>351043707<br>EFFECTIVE DATE<br>13 MAY 2023 | Employer                        | 197.89 |        |
| 15/05/2023 | ANZ INTERNET<br>BANKING FUNDS<br>TFER TRANSFER<br>311399 FROM<br>351043707<br>EFFECTIVE DATE<br>13 MAY 2023 | Employer                        | 105.50 |        |
| 15/05/2023 | ANZ INTERNET<br>BANKING FUNDS<br>TFER TRANSFER<br>311399 FROM<br>351043707<br>EFFECTIVE DATE<br>13 MAY 2023 | Personal - Non-<br>Concessional |        | 394.50 |
| 19/05/2023 | ANZ INTERNET<br>BANKING FUNDS<br>TFER TRANSFER<br>734069 FROM<br>351043707                                  | Employer                        | 197.89 |        |
| 19/05/2023 | ANZ INTERNET<br>BANKING FUNDS<br>TFER TRANSFER<br>734324 FROM<br>351043707                                  | Personal - Non-<br>Concessional |        | 500.00 |
| 26/05/2023 | ANZ INTERNET<br>BANKING FUNDS<br>TFER TRANSFER  | Employer                        | 197.89 |        |

---

|            |  |  |        |           |
|------------|--|--|--------|-----------|
|            | 351043707  |  |        |           |
| 26/05/2023 | ANZ INTERNET<br>BANKING FUNDS<br>TFER TRANSFER<br>317460 FROM<br>351043707 | Personal - Non-<br>Concessional                  | 500.00 |           |
| 02/06/2023 | ANZ INTERNET<br>BANKING FUNDS<br>TFER TRANSFER<br>181082 FROM<br>351043707 | Employer   | 197.89 |           |
| 02/06/2023 | ANZ INTERNET<br>BANKING FUNDS<br>TFER TRANSFER<br>181088 FROM<br>351043707 | Personal - Non-<br>Concessional                  | 500.00 |           |
| 09/06/2023 | ANZ INTERNET<br>BANKING FUNDS<br>TFER TRANSFER<br>876124 FROM<br>351043707 | Employer   | 197.89 |           |
| 09/06/2023 | ANZ INTERNET<br>BANKING FUNDS<br>TFER TRANSFER<br>876132 FROM<br>351043707 | Personal - Non-<br>Concessional                  | 500.00 |           |
| 16/06/2023 | ANZ INTERNET<br>BANKING FUNDS<br>TFER TRANSFER<br>594690 FROM<br>351043707 | Personal - Non-<br>Concessional                  | 500.00 |           |
| 16/06/2023 | ANZ INTERNET<br>BANKING FUNDS<br>TFER TRANSFER<br>594692 FROM<br>351043707 | Personal - Non-<br>Concessional                  | 197.89 |           |
| 23/06/2023 | ANZ INTERNET<br>BANKING FUNDS<br>TFER TRANSFER<br>352842 FROM<br>351043707 | Personal - Non-<br>Concessional                  | 197.89 |           |
| 26/06/2023 | ANZ INTERNET<br>BANKING FUNDS<br>TFER TRANSFER<br>575948 FROM<br>351043707 | Contribution Reserves -<br>Employer Concessional |        | 27,500.00 |
| 30/06/2023 | TRANSFER 447150<br>FROM 351043707  | Employer   | 197.89 |           |

---

Total - Larder, John

27,697.89      3,646.33      0.00    27,500.00

0.00      0.00      0.00

Total for All Members

52,529.14      3,646.33      0.00    55,000.00

# John & Donna Larder Superannuation Fund

## Contributions Summary Report

For The Period 01 July 2022 - 30 June 2023

---

### Donna Larder

Date of Birth: 16/08/1963  
Age: 59 (at year end)  
Member Code: LARDON00001A  
Total Super Balance\*<sup>1</sup> as at 30/06/2022: 196,016.32

### Contributions Summary

**2023**

#### Concessional Contribution

|          |           |
|----------|-----------|
| Employer | 24,831.25 |
|          | <hr/>     |
|          | 24,831.25 |

#### Reserves

|   |           |
|---|-----------|
| Contribution Reserves - Employer Concessional | 27,500.00 |
|   | <hr/>     |
|   | 27,500.00 |

#### Total Contributions

|  |           |
|--|-----------|
|  | <hr/>     |
|  | 52,331.25 |
|  | <hr/>     |

\*1 TSB can include information external to current fund's transaction records. The amount is per individual across all funds.

---

# John & Donna Larder Superannuation Fund

## Contributions Summary Report

For The Period 01 July 2022 - 30 June 2023

---

### John Larder

Date of Birth: 03/10/1960  
Age: 62 (at year end)  
Member Code: LARJOH00001A  
Total Super Balance\*<sup>1</sup> as at 30/06/2022: 300,883.34

### Contributions Summary

**2023**

#### Concessional Contribution

|          |           |
|----------|-----------|
| Employer | 27,697.89 |
|          | <hr/>     |
|          | 27,697.89 |

#### Non-Concessional Contribution

|                             |          |
|-----------------------------|----------|
| Personal - Non-Concessional | 3,646.33 |
|                             | <hr/>    |
|                             | 3,646.33 |

#### Reserves

|   |           |
|---|-----------|
| Contribution Reserves - Employer Concessional | 27,500.00 |
|   | <hr/>     |
|   | 27,500.00 |

#### Total Contributions

|  |           |
|--|-----------|
|  | <hr/>     |
|  | 58,844.22 |
|  | <hr/>     |

\*1 TSB can include information external to current fund's transaction records. The amount is per individual across all funds.

---

# John & Donna Larder Superannuation Fund

## Investment Summary Report

As at 30 June 2023

| Investment   | Units     | Market Price <sup>1</sup> | Market Value      | Average Cost | Accounting Cost   | Unrealised Gain/(Loss) | Gain/(Loss)%      | Portfolio Weight% |
|--|-----------|---------------------------|-------------------|--------------|-------------------|------------------------|-------------------|-------------------|
| <b>Cash/Bank Accounts</b>                                |           |                           |                   |              |                   |                        |                   |                   |
| ANZ Cash Investment Account *5631                        |           | 501,834.160000            | 501,834.16        | 501,834.16   | 501,834.16        |                        |                   | 75.32 %           |
| Cash - Wealth+ Portfolio                                 |           | 512.080000                | 512.08            | 512.08       | 512.08            |                        |                   | 0.08 %            |
| Cash at Bank - ANZ Acc 4849-54504                        |           | 79,464.910000             | 79,464.91         | 79,464.91    | 79,464.91         |                        |                   | 11.93 %           |
|  |           |                           | <b>581,811.15</b> |              | <b>581,811.15</b> |                        |                   | <b>87.32 %</b>    |
| <b>Managed Investments (Australian)</b>                  |           |                           |                   |              |                   |                        |                   |                   |
| 697435 Morgans Wealth Plus portfolio                     | 1.00      | 0.000000*                 | 0.00              | 34,426.50    | 34,426.50         | (34,426.50)            | (100.00) %        | 0.00 %            |
|  |           |                           | <b>0.00</b>       |              | <b>34,426.50</b>  | <b>(34,426.50)</b>     | <b>(100.00) %</b> | <b>0.00 %</b>     |
| <b>Shares in Listed Companies (Australian)</b>           |           |                           |                   |              |                   |                        |                   |                   |
| BRN.AX Brainchip Holdings Ltd                            | 6,627.00  | 0.365000                  | 2,418.86          | 1.49         | 9,861.05          | (7,442.19)             | (75.47) %         | 0.36 %            |
| EBR.AX EBR Systems Inc.                                  | 9,200.00  | 0.895000                  | 8,234.00          | 1.20         | 11,021.81         | (2,787.81)             | (25.29) %         | 1.24 %            |
| IMM.AX Immutep Limited                                   | 15,091.00 | 0.300000                  | 4,527.30          | 0.32         | 4,773.62          | (246.32)               | (5.16) %          | 0.68 %            |
| TLX.AX Telix Pharmaceuticals Limited                     | 1,214.00  | 11.370000                 | 13,803.18         | 4.09         | 4,960.93          | 8,842.25               | 178.24 %          | 2.07 %            |
|  |           |                           | <b>28,983.34</b>  |              | <b>30,617.41</b>  | <b>(1,634.07)</b>      | <b>(5.34) %</b>   | <b>4.35 %</b>     |
| <b>Shares in Listed Companies (Overseas)</b>             |           |                           |                   |              |                   |                        |                   |                   |
| 697435A Western Uranium & Vanadium Corp.                 | 440.00    | 1.132900                  | 498.48            | 0.00         | 0.00              | 498.48                 | 0.00 %            | 0.07 %            |
|  |           |                           | <b>498.48</b>     |              | <b>0.00</b>       | <b>498.48</b>          |                   | <b>0.07 %</b>     |
| <b>Shares in Unlisted Private Companies (Australian)</b> |           |                           |                   |              |                   |                        |                   |                   |
| NEN Neon Capital Ltd                                     | 1,050.00  | 0.000000*                 | 0.00              | 3.19         | 3,348.50          | (3,348.50)             | (100.00) %        | 0.00 %            |
|  |           |                           | <b>0.00</b>       |              | <b>3,348.50</b>   | <b>(3,348.50)</b>      | <b>(100.00) %</b> | <b>0.00 %</b>     |
| <b>Units in Listed Unit Trusts (Australian)</b>          |           |                           |                   |              |                   |                        |                   |                   |
| NDQ.AX Betashares Nasdaq 100 Etf                         | 1,560.00  | 35.240000                 | 54,974.40         | 32.02        | 49,943.68         | 5,030.72               | 10.07 %           | 8.25 %            |
|  |           |                           | <b>54,974.40</b>  |              | <b>49,943.68</b>  | <b>5,030.72</b>        | <b>10.07 %</b>    | <b>8.25 %</b>     |
|  |           |                           | <b>666,267.37</b> |              | <b>700,147.24</b> | <b>(33,879.87)</b>     | <b>(4.84) %</b>   | <b>100.00 %</b>   |

<sup>1</sup>Market Prices as at Reporting Date. Note: Where prices unavailable, system will use last known price

\* Investments using last known price

| <u>Investment</u>             | <u>Market Price</u> | <u>Market Price Date</u> |
|-------------------------------|---------------------|--------------------------|
| Morgans Wealth Plus portfolio | 0.000000            | 30/06/2022               |
| Neon Capital Ltd              | 0.000000            | 30/06/2021               |

# John & Donna Larder Superannuation Fund

## Investment Summary with Market Movement

As at 30 June 2023

| Investment   | Units     | Market Price   | Market Value      | Average Cost | Accounting Cost   | Unrealised         |                  | Realised Movement |
|--|-----------|----------------|-------------------|--------------|-------------------|--------------------|------------------|-------------------|
|  |           |                |                   |              |                   | Overall            | Current Year     |                   |
| <b>Cash/Bank Accounts</b>                                |           |                |                   |              |                   |                    |                  |                   |
| ANZ Cash Investment Account *5631                        |           | 501,834.160000 | 501,834.16        | 501,834.16   | 501,834.16        |                    |                  |                   |
| Cash - Wealth+ Portfolio                                 |           | 512.080000     | 512.08            | 512.08       | 512.08            |                    |                  |                   |
| Cash at Bank - ANZ Acc 4849-54504                        |           | 79,464.910000  | 79,464.91         | 79,464.91    | 79,464.91         |                    |                  |                   |
|  |           |                | <b>581,811.15</b> |              | <b>581,811.15</b> |                    |                  |                   |
| <b>Managed Investments (Australian)</b>                  |           |                |                   |              |                   |                    |                  |                   |
| 697435 Morgans Wealth Plus portfolio                     | 1.00      | 0.000000       | 0.00              | 34,426.50    | 34,426.50         | (34,426.50)        | 0.00             | 0.00              |
|  |           |                | <b>0.00</b>       |              | <b>34,426.50</b>  | <b>(34,426.50)</b> | <b>0.00</b>      | <b>0.00</b>       |
| <b>Shares in Listed Companies (Australian)</b>           |           |                |                   |              |                   |                    |                  |                   |
| AFG.AX Australian Finance Group Ltd                      | 0.00      | 1.790000       | 0.00              | 0.00         | 0.00              | 0.00               | 0.00             | (821.15)          |
| BRN.AX Brainchip Holdings Ltd                            | 6,627.00  | 0.365000       | 2,418.86          | 1.49         | 9,861.05          | (7,442.19)         | (2,882.74)       | 0.00              |
| CU6.AX Clarity Pharmaceuticals Ltd                       | 0.00      | 0.700000       | 0.00              | 0.00         | 0.00              | 0.00               | 3,690.44         | (2,380.39)        |
| EBR.AX EBR Systems Inc.                                  | 9,200.00  | 0.895000       | 8,234.00          | 1.20         | 11,021.81         | (2,787.81)         | (2,787.81)       | 0.00              |
| IMM.AX Immutep Limited                                   | 15,091.00 | 0.300000       | 4,527.30          | 0.32         | 4,773.62          | (246.32)           | 150.91           | 0.00              |
| IOZ.AX Ishares Core S&p/asx 200 Etf                      | 0.00      | 29.170000      | 0.00              | 0.00         | 0.00              | 0.00               | 7,621.88         | 1,686.60          |
| LOV.AX Lovisa Holdings Limited                           | 0.00      | 19.300000      | 0.00              | 0.00         | 0.00              | 0.00               | (184.87)         | 4,575.20          |
| NHC.AX New Hope Corporation Limited                      | 0.00      | 4.850000       | 0.00              | 0.00         | 0.00              | 0.00               | 0.00             | (913.13)          |
| PPE.AX Peoplein Limited                                  | 0.00      | 2.350000       | 0.00              | 0.00         | 0.00              | 0.00               | 0.00             | (918.80)          |
| PLS.AX Pilbara Minerals Limited                          | 0.00      | 4.890000       | 0.00              | 0.00         | 0.00              | 0.00               | 0.00             | (193.11)          |
| SFR.AX Sandfire Resources Limited                        | 0.00      | 5.900000       | 0.00              | 0.00         | 0.00              | 0.00               | 0.00             | 3,295.22          |
| STO.AX Santos Limited                                    | 0.00      | 7.520000       | 0.00              | 0.00         | 0.00              | 0.00               | 0.00             | (560.85)          |
| S32.AX South32 Limited                                   | 0.00      | 3.760000       | 0.00              | 0.00         | 0.00              | 0.00               | 0.00             | (347.70)          |
| TAH.AX Tabcorp Holdings Limited                          | 0.00      | 1.110000       | 0.00              | 0.00         | 0.00              | 0.00               | (173.25)         | (762.25)          |
| TLX.AX Telix Pharmaceuticals Limited                     | 1,214.00  | 11.370000      | 13,803.18         | 4.09         | 4,960.93          | 8,842.25           | 8,303.76         | 0.00              |
|  |           |                | <b>28,983.34</b>  |              | <b>30,617.41</b>  | <b>(1,634.07)</b>  | <b>13,738.32</b> | <b>2,659.64</b>   |
| <b>Shares in Listed Companies (Overseas)</b>             |           |                |                   |              |                   |                    |                  |                   |
| 697435A Western Uranium & Vanadium Corp.                 | 440.00    | 1.132900       | 498.48            | 0.00         | 0.00              | 498.48             | (69.12)          | 0.00              |
|  |           |                | <b>498.48</b>     |              | <b>0.00</b>       | <b>498.48</b>      | <b>(69.12)</b>   | <b>0.00</b>       |
| <b>Shares in Unlisted Private Companies (Australian)</b> |           |                |                   |              |                   |                    |                  |                   |
| NEN Neon Capital Ltd                                     | 1,050.00  | 0.000000       | 0.00              | 3.19         | 3,348.50          | (3,348.50)         | 0.00             | 0.00              |



John & Donna Larder Superannuation Fund

Investment Summary with Market Movement

As at 30 June 2023

| Investment                                      | Units  | Market Price | Market Value      | Average Cost | Accounting Cost   | Overall            | Unrealised Current Year | Realised Movement  |      |
|---|--|--------------|-------------------|--------------|-------------------|--------------------|-------------------------|--------------------|------|
|   |  |              | 0.00              |              | 3,348.50          | (3,348.50)         | 0.00                    | 0.00               |      |
| <b>Units in Listed Unit Trusts (Australian)</b> |  |              |                   |              |                   |                    |                         |                    |      |
| DRIV.AX   | Betashares Electric Vehicles And Ftr Mobility Etf  | 0.00         | 9.350000          | 0.00         | 0.00              | 0.00               | 2,090.11                | (2,174.39)         |      |
| IPAY.AX   | Betashares Future Of Payments Etf                  | 0.00         | 9.210000          | 0.00         | 0.00              | 0.00               | 2,890.41                | (2,289.39)         |      |
| BNKS.AX   | Betashares Global Banks Etf - Currency Hedged      | 0.00         | 6.020000          | 0.00         | 0.00              | 0.00               | 9,032.62                | (9,283.59)         |      |
| NDQ.AX  | Betashares Nasdaq 100 Etf                          | 1,560.00     | 35.240000         | 54,974.40    | 32.02             | 49,943.68          | 5,030.72                | 13,306.80          | 0.00 |
| GAME.AX   | Betashares Video Games And Esports Etf             | 0.00         | 9.920000          | 0.00         | 0.00              | 0.00               | 2,315.10                | (2,277.20)         |      |
| FANG.AX   | Global X Fang+ Etf                                 | 0.00         | 18.780000         | 0.00         | 0.00              | 0.00               | 12,366.65               | 496.14             |      |
| IHD.AX  | Ishares S&p/asx Div Opportunities Esg Screened Etf | 0.00         | 13.050000         | 0.00         | 0.00              | 0.00               | 2,695.69                | (1,013.19)         |      |
| VGE.AX  | Vanguard Ftse Emerging Markets Shares Etf          | 0.00         | 67.690000         | 0.00         | 0.00              | 0.00               | 6,104.13                | (6,506.18)         |      |
| VGS.AX  | Vanguard Msci Index International Shares Etf       | 0.00         | 106.540000        | 0.00         | 0.00              | 0.00               | 11,650.15               | (299.01)           |      |
|   |  |              | <b>54,974.40</b>  |              | <b>49,943.68</b>  | <b>5,030.72</b>    | <b>62,451.66</b>        | <b>(23,346.81)</b> |      |
|   |  |              | <b>666,267.37</b> |              | <b>700,147.24</b> | <b>(33,879.87)</b> | <b>76,120.86</b>        | <b>(20,687.17)</b> |      |

# John & Donna Larder Superannuation Fund

## Investment Movement Report

As at 30 June 2023

| Investment                                     | Opening Balance |                  | Additions |                   | Disposals   |                     |                          | Closing Balance |                   |                   |
|--|-----------------|------------------|-----------|-------------------|-------------|---------------------|--------------------------|-----------------|-------------------|-------------------|
|  | Units           | Cost             | Units     | Cost              | Units       | Cost                | Accounting Profit/(Loss) | Units           | Cost              | Market Value      |
| <b>Bank Accounts</b>                           |                 |                  |           |                   |             |                     |                          |                 |                   |                   |
| ANZ Cash Investment Account *5631              |                 | 600.29           |           | 574,891.87        |             | (73,658.00)         |                          |                 | 501,834.16        | 501,834.16        |
| ANZ E*Trade Cash Inv Account 1827-63323        |                 | 10,000.11        |           |                   |             | (10,000.11)         |                          |                 | 0.00              | 0.00              |
| Cash - Wealth+ Portfolio                       |                 | 512.08           |           |                   |             |                     |                          |                 | 512.08            | 512.08            |
| Cash at Bank - ANZ Acc 4849-54504              |                 | 4,540.12         |           | 121,177.17        |             | (46,252.38)         |                          |                 | 79,464.91         | 79,464.91         |
|  |                 | <b>15,652.60</b> |           | <b>696,069.04</b> |             | <b>(129,910.49)</b> |                          |                 | <b>581,811.15</b> | <b>581,811.15</b> |
| <b>Managed Investments (Australian)</b>        |                 |                  |           |                   |             |                     |                          |                 |                   |                   |
| MorgansWealth+ - Morgans Wealth Plus portfolio | 1.00            | 34,426.50        |           |                   |             |                     |                          | 1.00            | 34,426.50         | 0.00              |
|  |                 | <b>34,426.50</b> |           |                   |             |                     |                          |                 | <b>34,426.50</b>  | <b>0.00</b>       |
| <b>Shares in Listed Companies (Australian)</b> |                 |                  |           |                   |             |                     |                          |                 |                   |                   |
| AFG.AX - Australian Finance Group Ltd          |                 |                  | 2,634.00  | 4,958.70          | (2,634.00)  | (4,958.70)          | (821.15)                 |                 |                   | 0.00              |
| BRN.AX - Brainchip Holdings Ltd                | 6,627.00        | 9,861.05         |           |                   |             |                     |                          | 6,627.00        | 9,861.05          | 2,418.86          |
| CU6.AX - Clarity Pharmaceuticals Ltd           | 12,018.00       | 9,819.62         |           |                   | (12,018.00) | (9,819.62)          | (2,380.39)               |                 |                   | 0.00              |
| EBR.AX - EBR Systems Inc.                      |                 |                  | 9,200.00  | 11,021.81         |             |                     |                          | 9,200.00        | 11,021.81         | 8,234.00          |

# John & Donna Larder Superannuation Fund

## Investment Movement Report

As at 30 June 2023

| Investment                             | Opening Balance   |                  | Additions |           | Disposals           |                 |                          | Closing Balance  |                  |              |
|--|-------------------|------------------|-----------|-----------|---------------------|-----------------|--------------------------|------------------|------------------|--------------|
|  | Units             | Cost             | Units     | Cost      | Units               | Cost            | Accounting Profit/(Loss) | Units            | Cost             | Market Value |
| IMM.AX - Immutep Limited               | 15,091.00         | 4,773.62         |           |           |                     |                 |                          | 15,091.00        | 4,773.62         | 4,527.30     |
| IOZ.AX - Ishares Core S&p/asx 200 Etf  | 4,118.00          | 119,960.92       |           |           | (4,118.00)          | (119,960.92)    | 1,686.60                 |                  | 0.00             |              |
| LOV.AX - Lovisa Holdings Limited       | 374.00            | 4,980.07         |           |           | (374.00)            | (4,980.07)      | 4,575.20                 |                  | 0.00             |              |
| NHC.AX - New Hope Corporation Limited  |                   |                  | 1,208.00  | 7,956.85  | (1,208.00)          | (7,956.85)      | (913.13)                 |                  | 0.00             |              |
| PPE.AX - Peoplein Limited              |                   |                  | 1,375.00  | 4,981.72  | (1,375.00)          | (4,981.72)      | (918.80)                 |                  | 0.00             |              |
| PLS.AX - Pilbara Minerals Limited      |                   |                  | 1,037.00  | 5,004.16  | (1,037.00)          | (5,004.16)      | (193.11)                 |                  | 0.00             |              |
| SFR.AX - Sandfire Resources Limited    |                   |                  | 2,899.00  | 13,748.34 | (2,899.00)          | (13,748.34)     | 3,295.22                 |                  | 0.00             |              |
| STO.AX - Santos Limited                |                   |                  | 1,028.00  | 7,961.73  | (1,028.00)          | (7,961.73)      | (560.85)                 |                  | 0.00             |              |
| S32.AX - South32 Limited               |                   |                  | 1,746.00  | 8,007.68  | (1,746.00)          | (8,007.68)      | (347.70)                 |                  | 0.00             |              |
| TAH.AX - Tabcorp Holdings Limited      | 3,864.00          | 3,941.91         | 9,009.00  | 10,006.45 | (12,873.00)         | (13,948.36)     | (762.25)                 |                  | 0.00             |              |
| TLX.AX - Telix Pharmaceuticals Limited | 1,214.00          | 4,960.93         |           |           |                     |                 |                          | 1,214.00         | 4,960.93         | 13,803.18    |
|  | <b>158,298.12</b> | <b>73,647.44</b> |           |           | <b>(201,328.15)</b> | <b>2,659.64</b> |                          | <b>30,617.41</b> | <b>28,983.34</b> |              |

**Shares in Listed Companies (Overseas)**



**John & Donna Larder Superannuation Fund**  
**Investment Movement Report**

As at 30 June 2023

| Investment  | Opening Balance |                   | Additions |                   | Disposals |                     |                          | Closing Balance |                   | Market Value      |
|---|-----------------|-------------------|-----------|-------------------|-----------|---------------------|--------------------------|-----------------|-------------------|-------------------|
|   | Units           | Cost              | Units     | Cost              | Units     | Cost                | Accounting Profit/(Loss) | Units           | Cost              |                   |
|   | 655.00          | 49,982.58         |           |                   | (655.00)  | (49,982.58)         | (6,506.18)               |                 | 0.00              |                   |
| VGS.AX - Vanguard Msci Index International Shares Etf | 994.00          | 99,937.23         |           |                   | (994.00)  | (99,937.23)         | (299.01)                 |                 | 0.00              |                   |
|   |                 | <b>389,151.73</b> |           |                   |           | <b>(339,208.05)</b> | <b>(23,346.81)</b>       |                 | <b>49,943.68</b>  | <b>54,974.40</b>  |
|   |                 | <b>600,877.45</b> |           | <b>769,716.48</b> |           | <b>(670,446.69)</b> | <b>(20,687.17)</b>       |                 | <b>700,147.24</b> | <b>666,267.37</b> |

# John & Donna Larder Superannuation Fund

## Realised Capital Gains Report

For The Period 01 July 2022 - 30 June 2023

| Investment                                     |                        | Accounting Treatment |                   |                   |                          | Tax Treatment      |                   |                   |               |                          |                 |                   |
|--|------------------------|----------------------|-------------------|-------------------|--------------------------|--------------------|-------------------|-------------------|---------------|--------------------------|-----------------|-------------------|
| Purchase Contract Date                         | Disposal Contract Date | Units                | Cost              | Proceeds          | Accounting Profit/(Loss) | Adjusted Cost Base | Reduced Cost Base | Indexed Cost Base | Indexed Gains | Discounted Gains (Gross) | Other Gains     | Capital Loss      |
| <b>Shares in Listed Companies (Australian)</b> |                        |                      |                   |                   |                          |                    |                   |                   |               |                          |                 |                   |
| AFG.AX - Australian Finance Group Ltd          |                        |                      |                   |                   |                          |                    |                   |                   |               |                          |                 |                   |
| 02/09/2022                                     | 12/04/2023             | 2,634.00             | 4,958.70          | 4,137.55          | (821.15)                 | 4,958.70           | 4,958.70          | 0.00              | 0.00          | 0.00                     | 0.00            | (821.15)          |
|  |                        | <b>2,634.00</b>      | <b>4,958.70</b>   | <b>4,137.55</b>   | <b>(821.15)</b>          | <b>4,958.70</b>    | <b>4,958.70</b>   | <b>0.00</b>       | <b>0.00</b>   | <b>0.00</b>              | <b>0.00</b>     | <b>(821.15)</b>   |
| CU6.AX - Clarity Pharmaceuticals Ltd           |                        |                      |                   |                   |                          |                    |                   |                   |               |                          |                 |                   |
| 10/01/2022                                     | 13/09/2022             | 12,018.00            | 9,819.62          | 7,439.23          | (2,380.39)               | 9,819.62           | 9,819.62          | 0.00              | 0.00          | 0.00                     | 0.00            | (2,380.39)        |
|  |                        | <b>12,018.00</b>     | <b>9,819.62</b>   | <b>7,439.23</b>   | <b>(2,380.39)</b>        | <b>9,819.62</b>    | <b>9,819.62</b>   | <b>0.00</b>       | <b>0.00</b>   | <b>0.00</b>              | <b>0.00</b>     | <b>(2,380.39)</b> |
| IOZ.AX - Ishares Core S&p/asx 200 Etf          |                        |                      |                   |                   |                          |                    |                   |                   |               |                          |                 |                   |
| 23/03/2022                                     | 12/04/2023             | 656.00               | 19,972.35         | 19,378.53         | (593.82)                 | 19,964.24          | 19,964.24         | 0.00              | 0.00          | 0.00                     | 0.00            | (585.71)          |
| 31/01/2022                                     | 12/04/2023             | 3,462.00             | 99,988.57         | 102,268.99        | 2,280.42                 | 99,945.77          | 99,945.77         | 0.00              | 0.00          | 2,323.22                 | 0.00            | 0.00              |
|  |                        | <b>4,118.00</b>      | <b>119,960.92</b> | <b>121,647.52</b> | <b>1,686.60</b>          | <b>119,910.01</b>  | <b>119,910.01</b> | <b>0.00</b>       | <b>0.00</b>   | <b>2,323.22</b>          | <b>0.00</b>     | <b>(585.71)</b>   |
| LOV.AX - Lovisa Holdings Limited               |                        |                      |                   |                   |                          |                    |                   |                   |               |                          |                 |                   |
| 24/06/2022                                     | 12/04/2023             | 374.00               | 4,980.07          | 9,555.27          | 4,575.20                 | 4,980.07           | 4,980.07          | 0.00              | 0.00          | 0.00                     | 4,575.20        | 0.00              |
|  |                        | <b>374.00</b>        | <b>4,980.07</b>   | <b>9,555.27</b>   | <b>4,575.20</b>          | <b>4,980.07</b>    | <b>4,980.07</b>   | <b>0.00</b>       | <b>0.00</b>   | <b>0.00</b>              | <b>4,575.20</b> | <b>0.00</b>       |
| NHC.AX - New Hope Corporation Limited          |                        |                      |                   |                   |                          |                    |                   |                   |               |                          |                 |                   |
| 19/01/2023                                     | 12/04/2023             | 1,208.00             | 7,956.85          | 7,043.72          | (913.13)                 | 7,956.85           | 7,956.85          | 0.00              | 0.00          | 0.00                     | 0.00            | (913.13)          |
|  |                        | <b>1,208.00</b>      | <b>7,956.85</b>   | <b>7,043.72</b>   | <b>(913.13)</b>          | <b>7,956.85</b>    | <b>7,956.85</b>   | <b>0.00</b>       | <b>0.00</b>   | <b>0.00</b>              | <b>0.00</b>     | <b>(913.13)</b>   |
| PLS.AX - Pilbara Minerals Limited              |                        |                      |                   |                   |                          |                    |                   |                   |               |                          |                 |                   |
| 23/01/2023                                     | 29/05/2023             | 1,037.00             | 5,004.16          | 4,811.05          | (193.11)                 | 5,004.16           | 5,004.16          | 0.00              | 0.00          | 0.00                     | 0.00            | (193.11)          |
|  |                        | <b>1,037.00</b>      | <b>5,004.16</b>   | <b>4,811.05</b>   | <b>(193.11)</b>          | <b>5,004.16</b>    | <b>5,004.16</b>   | <b>0.00</b>       | <b>0.00</b>   | <b>0.00</b>              | <b>0.00</b>     | <b>(193.11)</b>   |
| PPE.AX - Peoplein Limited                      |                        |                      |                   |                   |                          |                    |                   |                   |               |                          |                 |                   |

# John & Donna Larder Superannuation Fund

## Realised Capital Gains Report

For The Period 01 July 2022 - 30 June 2023

| Investment                                     |                        | Accounting Treatment |                   |                   |                          | Tax Treatment      |                   |                   |               |                          |                 |                   |
|--|------------------------|----------------------|-------------------|-------------------|--------------------------|--------------------|-------------------|-------------------|---------------|--------------------------|-----------------|-------------------|
| Purchase Contract Date                         | Disposal Contract Date | Units                | Cost              | Proceeds          | Accounting Profit/(Loss) | Adjusted Cost Base | Reduced Cost Base | Indexed Cost Base | Indexed Gains | Discounted Gains (Gross) | Other Gains     | Capital Loss      |
| <b>Shares in Listed Companies (Australian)</b> |                        |                      |                   |                   |                          |                    |                   |                   |               |                          |                 |                   |
| 02/09/2022                                     | 12/04/2023             | 1,375.00             | 4,981.72          | 4,062.92          | (918.80)                 | 4,981.72           | 4,981.72          | 0.00              | 0.00          | 0.00                     | 0.00            | (918.80)          |
|  |                        | <b>1,375.00</b>      | <b>4,981.72</b>   | <b>4,062.92</b>   | <b>(918.80)</b>          | <b>4,981.72</b>    | <b>4,981.72</b>   | <b>0.00</b>       | <b>0.00</b>   | <b>0.00</b>              | <b>0.00</b>     | <b>(918.80)</b>   |
| S32.AX - South32 Limited                       |                        |                      |                   |                   |                          |                    |                   |                   |               |                          |                 |                   |
| 20/01/2023                                     | 12/04/2023             | 1,746.00             | 8,007.68          | 7,659.98          | (347.70)                 | 8,007.68           | 8,007.68          | 0.00              | 0.00          | 0.00                     | 0.00            | (347.70)          |
|  |                        | <b>1,746.00</b>      | <b>8,007.68</b>   | <b>7,659.98</b>   | <b>(347.70)</b>          | <b>8,007.68</b>    | <b>8,007.68</b>   | <b>0.00</b>       | <b>0.00</b>   | <b>0.00</b>              | <b>0.00</b>     | <b>(347.70)</b>   |
| SFR.AX - Sandfire Resources Limited            |                        |                      |                   |                   |                          |                    |                   |                   |               |                          |                 |                   |
| 27/01/2023                                     | 17/05/2023             | 430.00               | 2,806.00          | 2,528.02          | (277.98)                 | 2,806.00           | 2,806.00          | 0.00              | 0.00          | 0.00                     | 0.00            | (277.98)          |
| 13/09/2022                                     | 17/05/2023             | 227.00               | 1,022.84          | 1,334.56          | 311.72                   | 1,022.84           | 1,022.84          | 0.00              | 0.00          | 0.00                     | 311.72          | 0.00              |
| 13/09/2022                                     | 17/05/2023             | 2,242.00             | 9,919.50          | 13,180.98         | 3,261.48                 | 9,919.50           | 9,919.50          | 0.00              | 0.00          | 0.00                     | 3,261.48        | 0.00              |
|  |                        | <b>2,899.00</b>      | <b>13,748.34</b>  | <b>17,043.56</b>  | <b>3,295.22</b>          | <b>13,748.34</b>   | <b>13,748.34</b>  | <b>0.00</b>       | <b>0.00</b>   | <b>0.00</b>              | <b>3,573.20</b> | <b>(277.98)</b>   |
| STO.AX - Santos Limited                        |                        |                      |                   |                   |                          |                    |                   |                   |               |                          |                 |                   |
| 02/09/2022                                     | 12/04/2023             | 1,028.00             | 7,961.73          | 7,400.88          | (560.85)                 | 7,961.73           | 7,961.73          | 0.00              | 0.00          | 0.00                     | 0.00            | (560.85)          |
|  |                        | <b>1,028.00</b>      | <b>7,961.73</b>   | <b>7,400.88</b>   | <b>(560.85)</b>          | <b>7,961.73</b>    | <b>7,961.73</b>   | <b>0.00</b>       | <b>0.00</b>   | <b>0.00</b>              | <b>0.00</b>     | <b>(560.85)</b>   |
| TAH.AX - Tabcorp Holdings Limited              |                        |                      |                   |                   |                          |                    |                   |                   |               |                          |                 |                   |
| 09/06/2022                                     | 13/09/2022             | 3,684.00             | 3,758.28          | 3,433.80          | (324.48)                 | 3,758.28           | 3,758.28          | 0.00              | 0.00          | 0.00                     | 0.00            | (324.48)          |
| 13/01/2023                                     | 12/04/2023             | 9,009.00             | 10,006.45         | 9,561.28          | (445.17)                 | 10,006.45          | 10,006.45         | 0.00              | 0.00          | 0.00                     | 0.00            | (445.17)          |
| 09/06/2022                                     | 12/04/2023             | 180.00               | 183.63            | 191.03            | 7.41                     | 183.63             | 183.63            | 0.00              | 0.00          | 0.00                     | 7.41            | 0.00              |
|  |                        | <b>12,873.00</b>     | <b>13,948.36</b>  | <b>13,186.11</b>  | <b>(762.24)</b>          | <b>13,948.36</b>   | <b>13,948.36</b>  | <b>0.00</b>       | <b>0.00</b>   | <b>0.00</b>              | <b>7.41</b>     | <b>(769.65)</b>   |
|  |                        | <b>41,310.00</b>     | <b>201,328.15</b> | <b>203,987.79</b> | <b>2,659.65</b>          | <b>201,277.24</b>  | <b>201,277.24</b> | <b>0.00</b>       | <b>0.00</b>   | <b>2,323.22</b>          | <b>8,155.81</b> | <b>(7,768.47)</b> |

### Units in Listed Unit Trusts (Australian)

# John & Donna Larder Superannuation Fund

## Realised Capital Gains Report

For The Period 01 July 2022 - 30 June 2023

| Investment  |                        | Accounting Treatment |                  |                  |                          | Tax Treatment      |                   |                   |               |                          |             |                   |
|---|------------------------|----------------------|------------------|------------------|--------------------------|--------------------|-------------------|-------------------|---------------|--------------------------|-------------|-------------------|
| Purchase Contract Date                                      | Disposal Contract Date | Units                | Cost             | Proceeds         | Accounting Profit/(Loss) | Adjusted Cost Base | Reduced Cost Base | Indexed Cost Base | Indexed Gains | Discounted Gains (Gross) | Other Gains | Capital Loss      |
| <b>Units in Listed Unit Trusts (Australian)</b>             |                        |                      |                  |                  |                          |                    |                   |                   |               |                          |             |                   |
| BNKS.AX - Betashares Global Banks Etf - Currency Hedged     |                        |                      |                  |                  |                          |                    |                   |                   |               |                          |             |                   |
| 27/01/2022  | 02/06/2023             | 7,014.00             | 49,783.96        | 40,500.37        | (9,283.59)               | 48,842.83          | 48,842.83         | 0.00              | 0.00          | 0.00                     | 0.00        | (8,342.46)        |
|   |                        | <b>7,014.00</b>      | <b>49,783.96</b> | <b>40,500.37</b> | <b>(9,283.59)</b>        | <b>48,842.83</b>   | <b>48,842.83</b>  | <b>0.00</b>       | <b>0.00</b>   | <b>0.00</b>              | <b>0.00</b> | <b>(8,342.46)</b> |
| DRIV.AX - Betashares Electric Vehicles And Ftr Mobility Etf |                        |                      |                  |                  |                          |                    |                   |                   |               |                          |             |                   |
| 02/02/2022  | 26/05/2023             | 916.00               | 9,894.43         | 7,720.04         | (2,174.39)               | 9,894.43           | 9,894.43          | 0.00              | 0.00          | 0.00                     | 0.00        | (2,174.39)        |
|   |                        | <b>916.00</b>        | <b>9,894.43</b>  | <b>7,720.04</b>  | <b>(2,174.39)</b>        | <b>9,894.43</b>    | <b>9,894.43</b>   | <b>0.00</b>       | <b>0.00</b>   | <b>0.00</b>              | <b>0.00</b> | <b>(2,174.39)</b> |
| FANG.AX1 - Global X Fang+ Etf                               |                        |                      |                  |                  |                          |                    |                   |                   |               |                          |             |                   |
| 27/01/2022  | 17/05/2023             | 3,165.00             | 49,871.90        | 50,368.04        | 496.14                   | 49,750.70          | 49,750.70         | 0.00              | 0.00          | 617.34                   | 0.00        | 0.00              |
|   |                        | <b>3,165.00</b>      | <b>49,871.90</b> | <b>50,368.04</b> | <b>496.14</b>            | <b>49,750.70</b>   | <b>49,750.70</b>  | <b>0.00</b>       | <b>0.00</b>   | <b>617.34</b>            | <b>0.00</b> | <b>0.00</b>       |
| GAME.AX - Betashares Video Games And Esports Etf            |                        |                      |                  |                  |                          |                    |                   |                   |               |                          |             |                   |
| 10/02/2022  | 26/05/2023             | 815.00               | 9,976.10         | 7,698.90         | (2,277.20)               | 9,976.10           | 9,976.10          | 0.00              | 0.00          | 0.00                     | 0.00        | (2,277.20)        |
|   |                        | <b>815.00</b>        | <b>9,976.10</b>  | <b>7,698.90</b>  | <b>(2,277.20)</b>        | <b>9,976.10</b>    | <b>9,976.10</b>   | <b>0.00</b>       | <b>0.00</b>   | <b>0.00</b>              | <b>0.00</b> | <b>(2,277.20)</b> |
| IHD.AX - Ishares S&p/asx Div Opportunities Esg Screened Etf |                        |                      |                  |                  |                          |                    |                   |                   |               |                          |             |                   |
| 21/03/2022  | 12/04/2023             | 719.00               | 9,983.96         | 9,466.94         | (517.02)                 | 9,973.61           | 9,973.61          | 0.00              | 0.00          | 0.00                     | 0.00        | (506.67)          |
| 27/01/2022  | 12/04/2023             | 3,746.00             | 49,819.08        | 49,322.91        | (496.17)                 | 49,765.16          | 49,765.16         | 0.00              | 0.00          | 0.00                     | 0.00        | (442.25)          |
|   |                        | <b>4,465.00</b>      | <b>59,803.04</b> | <b>58,789.85</b> | <b>(1,013.19)</b>        | <b>59,738.77</b>   | <b>59,738.77</b>  | <b>0.00</b>       | <b>0.00</b>   | <b>0.00</b>              | <b>0.00</b> | <b>(948.92)</b>   |
| IPAY.AX - Betashares Future Of Payments Etf                 |                        |                      |                  |                  |                          |                    |                   |                   |               |                          |             |                   |
| 02/02/2022  | 26/05/2023             | 862.00               | 9,958.81         | 7,669.42         | (2,289.39)               | 9,958.81           | 9,958.81          | 0.00              | 0.00          | 0.00                     | 0.00        | (2,289.39)        |
|   |                        | <b>862.00</b>        | <b>9,958.81</b>  | <b>7,669.42</b>  | <b>(2,289.39)</b>        | <b>9,958.81</b>    | <b>9,958.81</b>   | <b>0.00</b>       | <b>0.00</b>   | <b>0.00</b>              | <b>0.00</b> | <b>(2,289.39)</b> |
| NDQ.AX1 - Betashares Nasdaq 100 Etf                         |                        |                      |                  |                  |                          |                    |                   |                   |               |                          |             |                   |



# John & Donna Larder Superannuation Fund

## Realised Capital Gains Report

For The Period 01 July 2022 - 30 June 2023

| Investment  |                        | Accounting Treatment |                   |                   |                          | Tax Treatment      |                   |                   |               |                          |                 |                    |
|---|------------------------|----------------------|-------------------|-------------------|--------------------------|--------------------|-------------------|-------------------|---------------|--------------------------|-----------------|--------------------|
| Purchase Contract Date                                | Disposal Contract Date | Units                | Cost              | Proceeds          | Accounting Profit/(Loss) | Adjusted Cost Base | Reduced Cost Base | Indexed Cost Base | Indexed Gains | Discounted Gains (Gross) | Other Gains     | Capital Loss       |
| <b>Units in Listed Unit Trusts (Australian)</b>       |                        |                      |                   |                   |                          |                    |                   |                   |               |                          |                 |                    |
|   |                        | 0.00                 | 0.00              | 0.00              | 0.00                     | 0.00               | 0.00              | 0.00              | 0.00          | 1,154.50                 | 0.00            | 0.00               |
|   |                        | <b>0.00</b>          | <b>0.00</b>       | <b>0.00</b>       | <b>0.00</b>              | <b>0.00</b>        | <b>0.00</b>       | <b>0.00</b>       | <b>0.00</b>   | <b>1,154.50</b>          | <b>0.00</b>     | <b>0.00</b>        |
| VGE.AX - Vanguard Ftse Emerging Markets Shares Etf    |                        |                      |                   |                   |                          |                    |                   |                   |               |                          |                 |                    |
| 27/01/2022  | 02/06/2023             | 655.00               | 49,982.58         | 43,476.40         | (6,506.18)               | 50,006.88          | 50,006.88         | 0.00              | 0.00          | 0.00                     | 0.00            | (6,530.48)         |
|   |                        | 0.00                 | 0.00              | 0.00              | 0.00                     | 0.00               | 0.00              | 0.00              | 0.00          | 35.20                    | 0.00            | 0.00               |
|   |                        | <b>655.00</b>        | <b>49,982.58</b>  | <b>43,476.40</b>  | <b>(6,506.18)</b>        | <b>50,006.88</b>   | <b>50,006.88</b>  | <b>0.00</b>       | <b>0.00</b>   | <b>35.20</b>             | <b>0.00</b>     | <b>(6,530.48)</b>  |
| VGS.AX - Vanguard Msci Index International Shares Etf |                        |                      |                   |                   |                          |                    |                   |                   |               |                          |                 |                    |
| 27/01/2022  | 12/04/2023             | 994.00               | 99,937.23         | 99,638.22         | (299.01)                 | 100,132.29         | 100,132.29        | 0.00              | 0.00          | 0.00                     | 0.00            | (494.07)           |
|   |                        | <b>994.00</b>        | <b>99,937.23</b>  | <b>99,638.22</b>  | <b>(299.01)</b>          | <b>100,132.29</b>  | <b>100,132.29</b> | <b>0.00</b>       | <b>0.00</b>   | <b>0.00</b>              | <b>0.00</b>     | <b>(494.07)</b>    |
|   |                        | <b>18,886.00</b>     | <b>339,208.05</b> | <b>315,861.24</b> | <b>(23,346.81)</b>       | <b>338,300.81</b>  | <b>338,300.81</b> | <b>0.00</b>       | <b>0.00</b>   | <b>1,807.04</b>          | <b>0.00</b>     | <b>(23,056.91)</b> |
|   |                        | <b>60,196.00</b>     | <b>540,536.20</b> | <b>519,849.03</b> | <b>(20,687.16)</b>       | <b>539,578.05</b>  | <b>539,578.05</b> | <b>0.00</b>       | <b>0.00</b>   | <b>4,130.26</b>          | <b>8,155.81</b> | <b>(30,825.38)</b> |

**John & Donna Larder Superannuation Fund**  
**Capital Gains Reconciliation Report**

For The Period 01 July 2022 - 30 June 2023

|  | Total            | Discounted      | Indexed     | Other           | Notional    |
|--|------------------|-----------------|-------------|-----------------|-------------|
| <b>Losses available to offset</b>                    |                  |                 |             |                 |             |
| Carried forward from prior losses                    | 0.00             |                 |             |                 |             |
| Carried forward from prior losses - Collectables     | 0.00             |                 |             |                 |             |
| Current year capital losses                          | 30,825.39        |                 |             |                 |             |
| Current year capital losses - Collectables           | 0.00             |                 |             |                 |             |
| <b>Total Losses Available</b>                        | <b>30,825.39</b> |                 |             |                 |             |
| <b>Total Losses Available - Collectables</b>         | <b>0.00</b>      |                 |             |                 |             |
| <b>Capital Gains</b>                                 |                  |                 |             |                 |             |
| Capital gains from disposal of assets                | 11,096.37        | 2,940.56        | 0.00        | 8,155.80        | 0.00        |
| Capital gains from disposal of assets - Collectables | 0.00             | 0.00            | 0.00        | 0.00            | 0.00        |
| Capital gains from trust distributions               | 1,189.70         | 1,189.70        | 0.00        | 0.00            | 0.00        |
| <b>Capital Gains Before Losses applied</b>           | <b>12,286.07</b> | <b>4,130.26</b> | <b>0.00</b> | <b>8,155.80</b> | <b>0.00</b> |
| <b>Losses and discount applied</b>                   |                  |                 |             |                 |             |
| Losses applied                                       | 12,286.07        | 4,130.26        | 0.00        | 8,155.80        | 0.00        |
| Losses applied - Collectables                        | 0.00             | 0.00            | 0.00        | 0.00            | 0.00        |
| Capital gains after losses applied                   | 0.00             | 0.00            | 0.00        | 0.00            | 0.00        |
| Capital gains after losses applied - Collectables    | 0.00             | 0.00            | 0.00        | 0.00            | 0.00        |
| CGT Discount applied                                 | 0.00             |                 |             |                 |             |
| CGT Discount applied - Collectables                  | 0.00             |                 |             |                 |             |

**John & Donna Larder Superannuation Fund**  
**Capital Gains Reconciliation Report**

For The Period 01 July 2022 - 30 June 2023

---

|   | <b>Total</b>     | <b>Discounted</b> | <b>Indexed</b> | <b>Other</b> | <b>Notional</b> |
|---|------------------|-------------------|----------------|--------------|-----------------|
| <b>Net Capital Gain</b>   |                  |                   |                |              |                 |
| Net capital gain  | 0.00             |                   |                |              |                 |
| Net capital gain - Collectables   | 0.00             |                   |                |              |                 |
| <b>Total Net Capital Gain (11A)</b>   | <b>0.00</b>      |                   |                |              |                 |
| <b>Net Capital Losses Carried Forward to later income</b>                   |                  |                   |                |              |                 |
| Net Capital Losses Carried Forward to later income years                    | 18,539.32        |                   |                |              |                 |
| Net Capital Losses Carried Forward to later income years - Collectables     | 0.00             |                   |                |              |                 |
| <b>Total Net Capital Losses Carried Forward to later income years (14V)</b> | <b>18,539.32</b> |                   |                |              |                 |

Note

Refer to Realised Gains Report for details of Disposals at a Security level

Refer to Distribution Reconciliation Report for Trust Distribution details at a Security level

---

# John & Donna Larder Superannuation Fund

## Investment Income Comparison Report

As at 30 June 2023

| Investment                                      | Ledger Data                                   |               |                 | ASX & UUT Data |                  |               |                  |                       |                  |                     |               |
|---|---|---------------|-----------------|----------------|------------------|---------------|------------------|-----------------------|------------------|---------------------|---------------|
|   | Transaction Date                              | Income Amount | Franking Credit | Date Payable   | Ex Div/Dist Date | Units On Hand | 45 Day Qualified | Amount per share/unit | Estimated Income | Estimated Franking* |               |
| <b>Reconciled</b>                               |   |               |                 |                |                  |               |                  |                       |                  |                     |               |
| <b>Shares in Listed Companies (Australian)</b>  |   |               |                 |                |                  |               |                  |                       |                  |                     |               |
| AFG.AX  | Australian Finance Group Ltd                  | 21/09/2022    | 252.86          | 108.37         | 21/09/2022       | 05/09/2022    | 2,634.00         | 2,634.00              | 0.0960           | 252.86              | 108.37        |
| AFG.AX  | Australian Finance Group Ltd                  | 23/03/2023    | 173.84          | 74.50          | 23/03/2023       | 06/03/2023    | 2,634.00         | 2,634.00              | 0.0660           | 173.84              | 74.50         |
| LOV.AX  | Lovisa Holdings Limited                       | 20/10/2022    | 138.38          | 17.79          | 20/10/2022       | 14/09/2022    | 374.00           | 374.00                | 0.3700           | 138.38              | 17.79         |
| LOV.AX  | Lovisa Holdings Limited                       | 20/04/2023    | 142.12          | 60.91          | 20/04/2023       | 07/03/2023    | 374.00           | 374.00                | 0.3800           | 142.12              | 60.91         |
| PLS.AX  | Pilbara Minerals Limited                      | 24/03/2023    | 114.07          | 48.89          | 24/03/2023       | 02/03/2023    | 1,037.00         | 1,037.00              | 0.1100           | 114.07              | 48.89         |
| PPE.AX  | Peoplein Limited                              | 24/03/2023    | 96.25           | 41.25          | 24/03/2023       | 24/02/2023    | 1,375.00         | 1,375.00              | 0.0700           | 96.25               | 41.25         |
| S32.AX  | South32 Limited                               | 06/04/2023    | 128.07          | 54.89          | 06/04/2023       | 09/03/2023    | 1,746.00         | 1,746.00              | 0.0733           | 128.07              | 54.89         |
| STO.AX  | Santos Limited                                | 29/03/2023    | 229.90          | 0.00           | 29/03/2023       | 27/02/2023    | 1,028.00         | 1,028.00              | 0.2236           | 229.90              | 0.00          |
| TAH.AX  | Tabcorp Holdings Limited                      | 23/09/2022    | 251.16          | 107.64         | 23/09/2022       | 31/08/2022    | 3,864.00         | 3,864.00              | 0.0650           | 251.16              | 107.64        |
| TAH.AX  | Tabcorp Holdings Limited                      | 21/03/2023    | 119.45          | 51.19          | 21/03/2023       | 24/02/2023    | 9,189.00         | 9,189.00              | 0.0130           | 119.46              | 51.20         |
|   |   |               | <b>1,646.10</b> | <b>565.43</b>  |                  |               |                  |                       | <b>1.4670</b>    | <b>1,646.11</b>     | <b>565.44</b> |
| <b>Units in Listed Unit Trusts (Australian)</b> |   |               |                 |                |                  |               |                  |                       |                  |                     |               |
| BNKS.AX^  | Betashares Global Banks Etf - Currency Hedged |               |                 |                | 18/07/2022       | 01/07/2022    | 7,014.00         | 7,014.00              | 0.0000           | 0.00                |               |
| BNKS.AX   | Betashares Global Banks Etf - Currency Hedged | 18/01/2023    | 941.13          |                | 18/01/2023       | 03/01/2023    | 7,014.00         | 7,014.00              | 0.1342           | 941.13              | 0.00          |
|   |   |               | <b>941.13</b>   |                |                  |               |                  |                       | <b>0.1342</b>    | <b>941.13</b>       | <b>0.00</b>   |
| <b>Shares in Listed Companies (Australian)</b>  |   |               |                 |                |                  |               |                  |                       |                  |                     |               |
| IOZ.AX  | Ishares Core S&p/asx 200 Etf                  | 19/10/2022    | 2,492.84        |                | 19/10/2022       | 07/10/2022    | 4,118.00         | 4,118.00              | 0.6054           | 2,492.84            | 949.02        |
| IOZ.AX  | Ishares Core S&p/asx 200 Etf                  | 18/01/2023    | 762.51          |                | 18/01/2023       | 06/01/2023    | 4,118.00         | 4,118.00              | 0.1852           | 762.51              | 243.03        |
| IOZ.AX  | Ishares Core S&p/asx 200 Etf                  | 20/04/2023    | 1,510.66        |                | 20/04/2023       | 06/04/2023    | 4,118.00         | 4,118.00              | 0.3668           | 1,510.66            | 598.48        |

**John & Donna Larder Superannuation Fund**  
**Investment Income Comparison Report**

As at 30 June 2023

| Investment                                      |  | Ledger Data      |                 |                 | ASX & UUT Data |                  |               |                  |                       |                  |                     |
|---|--|------------------|-----------------|-----------------|----------------|------------------|---------------|------------------|-----------------------|------------------|---------------------|
|   |  | Transaction Date | Income Amount   | Franking Credit | Date Payable   | Ex Div/Dist Date | Units On Hand | 45 Day Qualified | Amount per share/unit | Estimated Income | Estimated Franking* |
| IOZ.AX  | Ishares Core S&p/asx 200 Etf                       | 30/06/2023       | 0.01            | 1,790.97        |                |                  |               |                  |                       |                  |                     |
|   |  |                  | <b>4,766.02</b> | <b>1,790.97</b> |                |                  |               | <b>1.1574</b>    | <b>4,766.01</b>       | <b>1,790.53</b>  |                     |
| <b>Units in Listed Unit Trusts (Australian)</b> |  |                  |                 |                 |                |                  |               |                  |                       |                  |                     |
| IHD.AX  | Ishares S&p/asx Div Opportunities Esg Screened Etf | 19/10/2022       | 1,439.41        |                 | 19/10/2022     | 07/10/2022       | 4,465.00      | 4,465.00         | 0.3224                | 1,439.40         | 605.41              |
| IHD.AX  | Ishares S&p/asx Div Opportunities Esg Screened Etf | 18/01/2023       | 272.63          |                 | 18/01/2023     | 06/01/2023       | 4,465.00      | 4,465.00         | 0.0611                | 272.63           | 109.81              |
| IHD.AX  | Ishares S&p/asx Div Opportunities Esg Screened Etf | 20/04/2023       | 897.87          |                 | 20/04/2023     | 06/04/2023       | 4,465.00      | 4,465.00         | 0.2011                | 897.87           | 331.04              |
| IHD.AX  | Ishares S&p/asx Div Opportunities Esg Screened Etf | 30/06/2023       | 0.00            | 1,117.39        |                |                  |               |                  |                       |                  |                     |
| NDQ.AX  | Betashares Nasdaq 100 Etf                          | 18/01/2023       | 48.40           |                 | 18/01/2023     | 03/01/2023       | 1,560.00      | 1,560.00         | 0.0310                | 48.41            | 0.00                |
| NDQ.AX  | Betashares Nasdaq 100 Etf                          | 30/06/2023       | 1,220.99        | 0.00            |                |                  |               |                  |                       |                  |                     |
| NDQ.AX  | Betashares Nasdaq 100 Etf                          |                  |                 |                 | 18/07/2023     | 03/07/2023       | 1,560.00      | 1,560.00         | 0.7827                | 1,220.99         | 0.00                |
| VGE.AX  | Vanguard Ftse Emerging Markets Shares Etf          | 18/10/2022       | 438.81          |                 | 18/10/2022     | 03/10/2022       | 655.00        | 655.00           | 0.6699                | 438.81           | 0.00                |
| VGE.AX  | Vanguard Ftse Emerging Markets Shares Etf          | 18/01/2023       | 541.37          |                 | 18/01/2023     | 03/01/2023       | 655.00        | 655.00           | 0.8265                | 541.37           | 0.00                |
| VGE.AX  | Vanguard Ftse Emerging Markets Shares Etf          | 20/04/2023       | 30.31           |                 | 20/04/2023     | 03/04/2023       | 655.00        | 655.00           | 0.0463                | 30.31            | 0.00                |
| VGS.AX  | Vanguard Msci Index International Shares Etf       | 18/10/2022       | 346.24          |                 | 18/10/2022     | 03/10/2022       | 994.00        | 994.00           | 0.3483                | 346.24           | 0.00                |
| VGS.AX  | Vanguard Msci Index International Shares Etf       | 18/01/2023       | 301.64          |                 | 18/01/2023     | 03/01/2023       | 994.00        | 994.00           | 0.3035                | 301.64           | 0.00                |
| VGS.AX  | Vanguard Msci Index International Shares Etf       | 20/04/2023       | 222.87          |                 | 20/04/2023     | 03/04/2023       | 994.00        | 994.00           | 0.2242                | 222.87           | 0.00                |
|   |  |                  | <b>5,760.54</b> | <b>1,117.39</b> |                |                  |               |                  | <b>3.8170</b>         | <b>5,760.54</b>  | <b>1,046.26</b>     |
| <b>Unreconciled</b>                             |  |                  |                 |                 |                |                  |               |                  |                       |                  |                     |
| <b>Units in Listed Unit Trusts (Australian)</b> |  |                  |                 |                 |                |                  |               |                  |                       |                  |                     |
| DRIV.AX   | Betashares Electric Vehicles And Ftr Mobility Etf  |                  |                 |                 | 18/07/2022     | 01/07/2022       | 916.00        | 916.00           | 0.0427                | 39.16            | 0.00                |

**John & Donna Larder Superannuation Fund**  
**Investment Income Comparison Report**

As at 30 June 2023

| Investment | Ledger Data                            |                  |                 | ASX & UUT Data |                  |               |                  |                       |                  |                     |
|------------|--|------------------|-----------------|----------------|------------------|---------------|------------------|-----------------------|------------------|---------------------|
|            | Transaction Date                       | Income Amount    | Franking Credit | Date Payable   | Ex Div/Dist Date | Units On Hand | 45 Day Qualified | Amount per share/unit | Estimated Income | Estimated Franking* |
| FANG.AX    | Global X Fang+ Etf                     |                  |                 | 15/07/2022     | 30/06/2022       | 3,165.00      | 3,165.00         | 0.6864                | 2,172.37         | 0.00                |
| GAME.AX    | Betashares Video Games And Esports Etf |                  |                 | 18/07/2022     | 01/07/2022       | 815.00        | 815.00           | 0.0224                | 18.25            | 0.00                |
|            |  |                  |                 |                |                  |               |                  | <b>0.7515</b>         | <b>2,229.78</b>  | <b>0.00</b>         |
|            |  | <b>13,113.79</b> | <b>3,473.79</b> |                |                  |               |                  | <b>7.3270</b>         | <b>15,343.58</b> | <b>3,402.23</b>     |

\*Franking credit is estimated using 45 day qualified units. The estimation might not be accurate for preference shares and hedging arrangements.

^Cancelled dividend

**John & Donna Larder Superannuation Fund**

**Members Summary Report**

As at 30 June 2023

| Opening Balance   | Increases        |              |                  |                    | Decreases     |                   |                 |                              |                    | Closing Balance |                   |
|---|------------------|--------------|------------------|--------------------|---------------|-------------------|-----------------|------------------------------|--------------------|-----------------|-------------------|
|   | Contributions    | Transfers In | Net Earnings     | Insurance Proceeds | Pensions Paid | Contributions Tax | Taxes Paid      | Benefits Paid/ Transfers Out | Insurance Premiums |                 | Member Expenses   |
| <b>Donna Larder (Age: 59)</b>                                     |                  |              |                  |                    |               |                   |                 |                              |                    |                 |                   |
| LARDON00001A - Accumulation                                       |                  |              |                  |                    |               |                   |                 |                              |                    |                 |                   |
| 196,016.32  | 24,831.25        |              | 27,328.95        |                    |               | 3,724.56          | 668.02          |                              |                    |                 | 243,783.94        |
| <b>196,016.32</b>   | <b>24,831.25</b> |              | <b>27,328.95</b> |                    |               | <b>3,724.56</b>   | <b>668.02</b>   |                              |                    |                 | <b>243,783.94</b> |
| <b>John Larder (Age: 62)</b>                                      |                  |              |                  |                    |               |                   |                 |                              |                    |                 |                   |
| LARJOH00001A - Accumulation                                       |                  |              |                  |                    |               |                   |                 |                              |                    |                 |                   |
| 257,387.36  | 31,344.22        |              | 35,775.46        |                    |               | 4,154.51          | 874.49          |                              |                    |                 | 319,478.04        |
| LARJOH00002P - Transition to Retirement Pension - Tax Free: 4.76% |                  |              |                  |                    |               |                   |                 |                              |                    |                 |                   |
| 43,495.98   |                  |              | 5,734.26         |                    | 870.00        |                   | 140.17          |                              |                    |                 | 48,220.07         |
| <b>300,883.34</b>   | <b>31,344.22</b> |              | <b>41,509.72</b> |                    | <b>870.00</b> | <b>4,154.51</b>   | <b>1,014.66</b> |                              |                    |                 | <b>367,698.11</b> |
| <b>496,899.66</b>   | <b>56,175.47</b> |              | <b>68,838.67</b> |                    | <b>870.00</b> | <b>7,879.07</b>   | <b>1,682.68</b> |                              |                    |                 | <b>611,482.05</b> |

# John & Donna Larder Superannuation Fund

## Members Statement

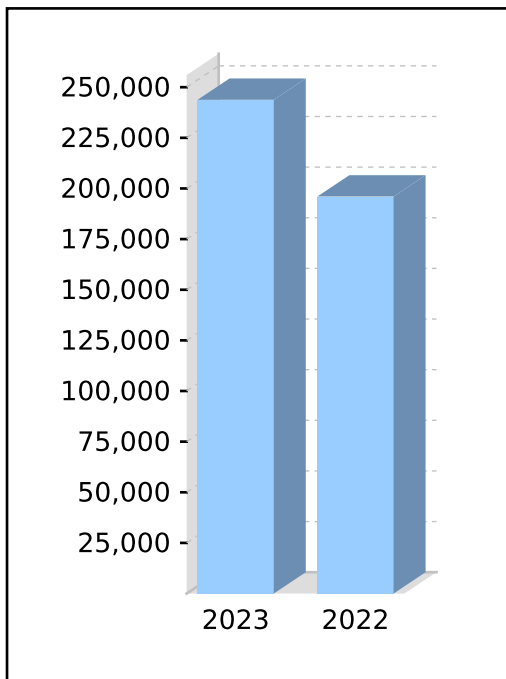
Donna Larder  
 10 Eden Drive  
 Eatons Hill, Queensland, 4037, Australia

### Your Details

|                            |                    |                          |            |
|----------------------------|--------------------|--------------------------|------------|
| Your Details               |                    | Nominated Beneficiaries: | N/A        |
| Date of Birth :            | 16/08/1963         | Nomination Type:         | N/A        |
| Age:                       | 59                 | Vested Benefits:         | 243,783.94 |
| Tax File Number:           | 487164912          |                          |            |
| Date Joined Fund:          | 06/03/2008         |                          |            |
| Service Period Start Date: | 26/09/2005         |                          |            |
| Date Left Fund:            |                    |                          |            |
| Member Code:               | LARDON00001A       |                          |            |
| Account Start Date:        | 06/03/2008         |                          |            |
| Account Phase:             | Accumulation Phase |                          |            |
| Account Description:       | Accumulation       |                          |            |

### Your Balance

|                                |            |
|--------------------------------|------------|
| Total Benefits                 | 243,783.94 |
| <u>Preservation Components</u> |            |
| Preserved                      | 242,783.94 |
| Unrestricted Non Preserved     |            |
| Restricted Non Preserved       | 1,000.00   |
| <u>Tax Components</u>          |            |
| Tax Free                       | 27,271.03  |
| Taxable                        | 216,512.91 |



### Your Detailed Account Summary

|  | This Year  |
|--|------------|
| Opening balance at 01/07/2022                        | 196,016.32 |
| <u>Increases to Member account during the period</u> |            |
| Employer Contributions                               | 24,831.25  |
| Personal Contributions (Concessional)                |            |
| Personal Contributions (Non Concessional)            |            |
| Government Co-Contributions                          |            |
| Other Contributions                                  |            |
| Proceeds of Insurance Policies                       |            |
| Transfers In   |            |
| Net Earnings   | 27,328.95  |
| Internal Transfer In                                 |            |
| <u>Decreases to Member account during the period</u> |            |
| Pensions Paid  |            |
| Contributions Tax                                    | 3,724.56   |
| Income Tax   | 668.02     |
| No TFN Excess Contributions Tax                      |            |
| Excess Contributions Tax                             |            |
| Refund Excess Contributions                          |            |
| Division 293 Tax                                     |            |
| Insurance Policy Premiums Paid                       |            |
| Management Fees                                      |            |
| Member Expenses                                      |            |
| Benefits Paid/Transfers Out                          |            |
| Superannuation Surcharge Tax                         |            |
| Internal Transfer Out                                |            |
| Closing balance at 30/06/2023                        | 243,783.94 |



# John & Donna Larder Superannuation Fund

## Members Statement

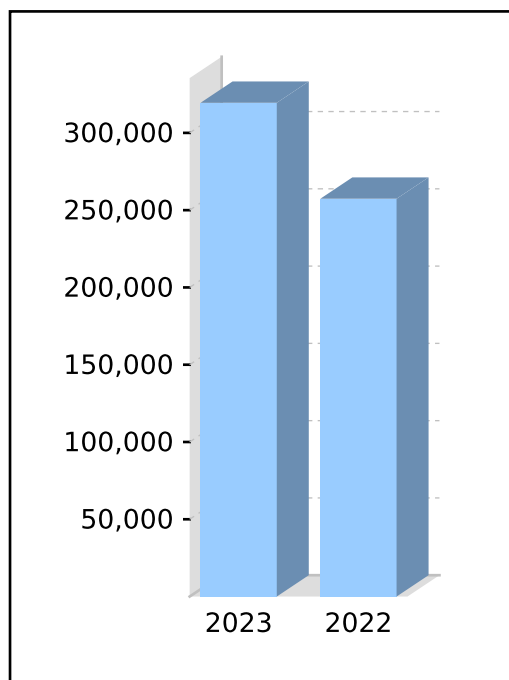
John Larder  
 10 Eden Drive  
 Eatons Hill, Queensland, 4037, Australia

### Your Details

|                            |                    |                          |            |
|----------------------------|--------------------|--------------------------|------------|
| Date of Birth :            | 03/10/1960         | Nominated Beneficiaries: | N/A        |
| Age:                       | 62                 | Nomination Type:         | N/A        |
| Tax File Number:           | 485467410          | Vested Benefits:         | 319,478.04 |
| Date Joined Fund:          | 06/03/2008         |                          |            |
| Service Period Start Date: | 06/03/2008         |                          |            |
| Date Left Fund:            |                    |                          |            |
| Member Code:               | LARJOH00001A       |                          |            |
| Account Start Date:        | 06/03/2008         |                          |            |
| Account Phase:             | Accumulation Phase |                          |            |
| Account Description:       | Accumulation       |                          |            |

### Your Balance

|                                |                   |
|--------------------------------|-------------------|
| <b>Total Benefits</b>          | <b>319,478.04</b> |
| <u>Preservation Components</u> |                   |
| Preserved                      | 317,612.44        |
| Unrestricted Non Preserved     |                   |
| Restricted Non Preserved       | 1,865.60          |
| <u>Tax Components</u>          |                   |
| Tax Free                       | 13,689.91         |
| Taxable                        | 305,788.13        |



### Your Detailed Account Summary

|  | This Year  |
|--|------------|
| Opening balance at 01/07/2022                        | 257,387.36 |
| <u>Increases to Member account during the period</u> |            |
| Employer Contributions                               | 27,697.89  |
| Personal Contributions (Concessional)                |            |
| Personal Contributions (Non Concessional)            | 3,646.33   |
| Government Co-Contributions                          |            |
| Other Contributions                                  |            |
| Proceeds of Insurance Policies                       |            |
| Transfers In   |            |
| Net Earnings   | 35,775.46  |
| Internal Transfer In                                 |            |
| <u>Decreases to Member account during the period</u> |            |
| Pensions Paid  |            |
| Contributions Tax                                    | 4,154.51   |
| Income Tax   | 874.49     |
| No TFN Excess Contributions Tax                      |            |
| Excess Contributions Tax                             |            |
| Refund Excess Contributions                          |            |
| Division 293 Tax                                     |            |
| Insurance Policy Premiums Paid                       |            |
| Management Fees                                      |            |
| Member Expenses                                      |            |
| Benefits Paid/Transfers Out                          |            |
| Superannuation Surcharge Tax                         |            |
| Internal Transfer Out                                |            |
| Closing balance at 30/06/2023                        | 319,478.04 |

# John & Donna Larder Superannuation Fund

## Members Statement

John Larder  
 10 Eden Drive  
 Eatons Hill, Queensland, 4037, Australia

### Your Details

Date of Birth : 03/10/1960  
 Age: 62  
 Tax File Number: 485467410  
 Date Joined Fund: 06/03/2008  
 Service Period Start Date: 06/03/2008  
 Date Left Fund:  
 Member Code: LARJOH00002P  
 Account Start Date: 01/12/2021  
 Account Phase: Accumulation Phase  
 Account Description: Transition to Retirement Pension

Nominated Beneficiaries: N/A  
 Nomination Type: N/A  
 Vested Benefits: 48,220.07

### Your Balance

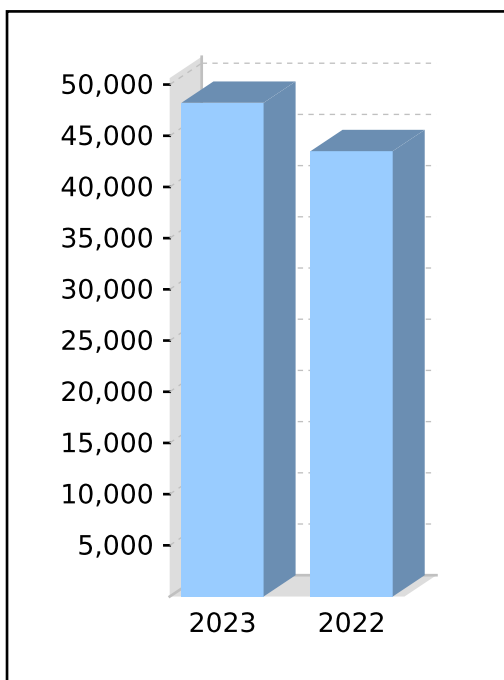
Total Benefits 48,220.07

Preservation Components

Preserved 48,220.07  
 Unrestricted Non Preserved  
 Restricted Non Preserved

Tax Components

Tax Free (4.76%) 2,293.73  
 Taxable 45,926.34



### Your Detailed Account Summary

|  | This Year |
|--|-----------|
| Opening balance at 01/07/2022                        | 43,495.98 |
| <u>Increases to Member account during the period</u> |           |
| Employer Contributions                               |           |
| Personal Contributions (Concessional)                |           |
| Personal Contributions (Non Concessional)            |           |
| Government Co-Contributions                          |           |
| Other Contributions                                  |           |
| Proceeds of Insurance Policies                       |           |
| Transfers In   |           |
| Net Earnings   | 5,734.26  |
| Internal Transfer In                                 |           |
| <u>Decreases to Member account during the period</u> |           |
| Pensions Paid  | 870.00    |
| Contributions Tax                                    |           |
| Income Tax   | 140.17    |
| No TFN Excess Contributions Tax                      |           |
| Excess Contributions Tax                             |           |
| Refund Excess Contributions                          |           |
| Division 293 Tax                                     |           |
| Insurance Policy Premiums Paid                       |           |
| Management Fees                                      |           |
| Member Expenses                                      |           |
| Benefits Paid/Transfers Out                          |           |
| Superannuation Surcharge Tax                         |           |
| Internal Transfer Out                                |           |
| Closing balance at 30/06/2023                        | 48,220.07 |

John & Donna Larder Superannuation Fund

# Pension Summary

As at 30 June 2023

**Member Name :** Larder, John

**Member Age :** 61\* (Date of Birth : 03/10/1960)

| Member Code | Pension Type                     | Pension Start Date | Tax Free | Min / PF | Minimum   | Maximum    | Gross Pension Payments | PAYG   | Net Pension Payment | Amount to reach Minimum |
|-------------|----------------------------------|--------------------|----------|----------|-----------|------------|------------------------|--------|---------------------|-------------------------|
| LARJOH0002P | Transition to Retirement Pension | 01/12/2021         | 4.76%    | 2.00%    | \$870.00* | \$4,349.60 | \$870.00               | \$0.00 | \$870.00            | \$0.00                  |

\*COVID-19 50% reduction has been applied to the minimum pension amount.

|  |  |  |  |  |                 |                   |                 |               |                 |               |
|--|--|--|--|--|-----------------|-------------------|-----------------|---------------|-----------------|---------------|
|  |  |  |  |  | <b>\$870.00</b> | <b>\$4,349.60</b> | <b>\$870.00</b> | <b>\$0.00</b> | <b>\$870.00</b> | <b>\$0.00</b> |
|--|--|--|--|--|-----------------|-------------------|-----------------|---------------|-----------------|---------------|

**Total :**

|  |  |  |  |  |                 |                   |                 |               |                 |               |
|--|--|--|--|--|-----------------|-------------------|-----------------|---------------|-----------------|---------------|
|  |  |  |  |  | <b>\$870.00</b> | <b>\$4,349.60</b> | <b>\$870.00</b> | <b>\$0.00</b> | <b>\$870.00</b> | <b>\$0.00</b> |
|--|--|--|--|--|-----------------|-------------------|-----------------|---------------|-----------------|---------------|

\*Age as at 01/07/2022 or pension start date for new pensions.

# John & Donna Larder Superannuation Fund

## Statement of Taxable Income

For the year ended 30 June 2023

|  | 2023              |
|--|-------------------|
|  | \$                |
| Benefits accrued as a result of operations | 175,281.38        |
| <b>Less</b>                                |                   |
| Increase in MV of investments              | 76,120.86         |
| Realised Accounting Capital Gains          | (20,687.17)       |
| Accounting Trust Distributions             | 11,467.69         |
| Non Taxable Contributions                  | 3,646.33          |
|  | <u>70,547.71</u>  |
| <b>Add</b>                                 |                   |
| Pension Payments                           | 870.00            |
| Franking Credits                           | 3,473.79          |
| Foreign Credits                            | 388.97            |
| Taxable Trust Distributions                | 7,142.52          |
| Distributed Foreign income                 | 2,138.67          |
|  | <u>14,013.95</u>  |
| SMSF Annual Return Rounding                | (2.62)            |
|  | <u>118,745.00</u> |
| <b>Taxable Income or Loss</b>              | <u>118,745.00</u> |
| Income Tax on Taxable Income or Loss       | 17,811.75         |
| <b>Less</b>                                |                   |
| Franking Credits                           | 3,473.79          |
| Foreign Credits                            | 388.97            |
|  | <u>13,948.99</u>  |
| <b>CURRENT TAX OR REFUND</b>               | <u>13,948.99</u>  |
| Supervisory Levy                           | 259.00            |
| Income Tax Instalments Raised              | (6,786.00)        |
| <b>AMOUNT DUE OR REFUNDABLE</b>            | <u>7,421.99</u>   |

\* Distribution tax components review process has not been completed for the financial year.

## John & Donna Larder Superannuation Fund

# Create Entries Report

For the period 01 July 2022 to 30 June 2023

### Create Entries Financial Year Summary 01 July 2022 - 30 June 2023

| <b>Total Profit</b> | <b>Amount</b>     |
|---------------------|-------------------|
| Income              | 179,733.14        |
| Less Expense        | 4,451.76          |
| <b>Total Profit</b> | <b>175,281.38</b> |

| <b>Tax Summary</b>                          | <b>Amount</b>     |
|---|-------------------|
| Fund Tax Rate                               | 15.00 %           |
| Total Profit                                | 175,281.38        |
| Less Permanent Differences                  | 76,120.86         |
| Less Timing Differences                     | 0.00              |
| Less Exempt Pension Income                  | 0.00              |
| Less Other Non Taxable Income               | 2,776.33          |
| Less LIC Deductions                         | 0.00              |
| Add SMSF Non Deductible Expenses            | 0.00              |
| Add Other Non Deductible Expenses           | 0.00              |
| Add Total Franking/Foreign/TFN/FRW Credits  | 3,862.76          |
| Less Realised Accounting Capital Gains      | (20,687.17)       |
| Less Accounting Trust Distributions         | 11,467.69         |
| Add Taxable Trust Distributions             | 7,142.52          |
| Add Distributed Foreign income              | 2,138.67          |
| Less Tax Losses Deducted                    | 0.00              |
| Add SMSF Annual Return Rounding             | (2.62)            |
| <b>Taxable Income</b>                       | <b>118,745.00</b> |
| <b>Income Tax on Taxable Income or Loss</b> | <b>17,811.75</b>  |

| <b>Profit/(Loss) Available for Allocation</b> | <b>Amount</b>    |
|---|------------------|
| Total Available Profit                        | 64,975.91        |
| Franking Credits                              | 3,473.79         |
| TFN Credits                                   | 0.00             |
| Foreign Credits                               | 388.97           |
| FRW Credits                                   | 0.00             |
| <b>Total</b>                                  | <b>68,449.70</b> |

| <b>Income Tax Expense Available for Allocation</b> | <b>Amount</b>   |
|--|-----------------|
| Income Tax on Taxable Income or Loss               | 17,811.75       |
| Member Specific Income Tax                         | (16,129.07)     |
| <b>Total Income Tax Expense Allocation</b>         | <b>1,682.68</b> |

## Final Segment 1 from 01 July 2022 to 30 June 2023

### Pool Name Unsegregated Pool

| Total Profit        | Amount            |
|---------------------|-------------------|
| Income              | 179,733.14        |
| Less Expense        | 4,451.76          |
| <b>Total Profit</b> | <b>175,281.38</b> |

| Create Entries Summary                      | Amount            |
|---|-------------------|
| Fund Tax Rate                               | 15.00 %           |
| Total Profit                                | 175,281.38        |
| Less Permanent Differences                  | 76,120.86         |
| Less Timing Differences                     | 0.00              |
| Less Exempt Pension Income                  | 0.00              |
| Less Other Non Taxable Income               | 2,776.33          |
| Add SMSF Non Deductible Expenses            | 0.00              |
| Add Other Non Deductible Expenses           | 0.00              |
| Add Total Franking/Foreign/TFN/FRW Credits  | 3,862.76          |
| Less Realised Accounting Capital Gains      | (20,687.17)       |
| Less Accounting Trust Distributions         | 11,467.69         |
| Add Taxable Trust Distributions             | 7,142.52          |
| Add Distributed Foreign income              | 2,138.67          |
| Less Tax Losses Deducted                    | 0.00              |
| Add Taxable Income Adjustment               | (2.62)            |
| <b>Taxable Income</b>                       | <b>118,745.00</b> |
| <b>Income Tax on Taxable Income or Loss</b> | <b>17,811.75</b>  |

| Member Weighted Balance Summary | Weighting% | Amount     |
|---------------------------------|------------|------------|
| Donna Larder(LARDON00001A)      | 39.70      | 207,336.86 |
| John Larder(LARJOH00001A)       | 51.97      | 271,493.99 |
| John Larder(LARJOH00002P)       | 8.33       | 43,493.60  |

| Profit/(Loss) Available for Allocation | Amount           |
|--|------------------|
| Total Available Profit                 | 64,975.91        |
| Franking Credits                       | 3,473.79         |
| TFN Credits                            | 0.00             |
| FRW Credits                            | 0.00             |
| <b>Total</b>                           | <b>68,449.70</b> |

| Allocation to Members      | Weighting% | Amount    |
|----------------------------|------------|-----------|
| Donna Larder(LARDON00001A) | 39.70      | 27,174.53 |
| John Larder(LARJOH00001A)  | 51.97      | 35,573.31 |
| John Larder(LARJOH00002P)  | 8.33       | 5,701.86  |

| Accumulation Weighted Balance Summary | Weighting% | Amount     |
|---------------------------------------|------------|------------|
| Donna Larder(LARDON00001A)            | 39.70      | 207,336.86 |
| John Larder(LARJOH00001A)             | 51.97      | 271,493.99 |
| John Larder(LARJOH00002P)             | 8.33       | 43,493.60  |

| <b>Income Tax Expense Available for Allocation</b> |  | <b>Amount</b>   |
|--|--|-----------------|
| Income Tax on Taxable Income or Loss               |  | 17,811.75       |
| Member Specific Income Tax                         |  | (16,129.07)     |
| <b>Total Income Tax Expense Allocation</b>         |  | <b>1,682.68</b> |

| <b>Allocation to Members</b> | <b>Weighting%</b> | <b>Amount</b> |
|------------------------------|-------------------|---------------|
| Donna Larder(LARDON00001A)   | 39.70             | 668.02        |
| John Larder(LARJOH00001A)    | 51.97             | 874.49        |
| John Larder(LARJOH00002P)    | 8.33              | 140.17        |

**Calculation of daily member weighted balances**

**Donna Larder (LARDON00001A)**

Member Balance

|            |       |                   |            |            |
|------------|-------|-------------------|------------|------------|
| 01/07/2022 | 50010 | Opening Balance   | 196,016.32 | 196,016.32 |
| 01/07/2022 | 52420 | Contributions     | 78.75      | 78.75      |
| 01/07/2022 | 52420 | Contributions     | 500.00     | 500.00     |
| 01/07/2022 | 53800 | Contributions Tax | (11.81)    | (11.81)    |
| 01/07/2022 | 53800 | Contributions Tax | (75.00)    | (75.00)    |
| 08/07/2022 | 52420 | Contributions     | 78.75      | 77.24      |
| 08/07/2022 | 52420 | Contributions     | 500.00     | 490.41     |
| 08/07/2022 | 53800 | Contributions Tax | (11.81)    | (11.58)    |
| 08/07/2022 | 53800 | Contributions Tax | (75.00)    | (73.56)    |
| 15/07/2022 | 52420 | Contributions     | 78.75      | 75.73      |
| 15/07/2022 | 52420 | Contributions     | 500.00     | 480.82     |
| 15/07/2022 | 53800 | Contributions Tax | (11.81)    | (11.36)    |
| 15/07/2022 | 53800 | Contributions Tax | (75.00)    | (72.12)    |
| 22/07/2022 | 52420 | Contributions     | 78.75      | 74.22      |
| 22/07/2022 | 52420 | Contributions     | 500.00     | 471.23     |
| 22/07/2022 | 53800 | Contributions Tax | (11.81)    | (11.13)    |
| 22/07/2022 | 53800 | Contributions Tax | (75.00)    | (70.68)    |
| 29/07/2022 | 52420 | Contributions     | 78.75      | 72.71      |
| 29/07/2022 | 52420 | Contributions     | 500.00     | 461.64     |
| 29/07/2022 | 53800 | Contributions Tax | (11.81)    | (10.90)    |
| 29/07/2022 | 53800 | Contributions Tax | (75.00)    | (69.25)    |
| 05/08/2022 | 52420 | Contributions     | 78.75      | 71.20      |
| 05/08/2022 | 52420 | Contributions     | 500.00     | 452.05     |
| 05/08/2022 | 53800 | Contributions Tax | (11.81)    | (10.68)    |
| 05/08/2022 | 53800 | Contributions Tax | (75.00)    | (67.81)    |
| 12/08/2022 | 52420 | Contributions     | 78.75      | 69.69      |
| 12/08/2022 | 52420 | Contributions     | 500.00     | 442.47     |
| 12/08/2022 | 53800 | Contributions Tax | (11.81)    | (10.45)    |
| 12/08/2022 | 53800 | Contributions Tax | (75.00)    | (66.37)    |
| 19/08/2022 | 52420 | Contributions     | 78.75      | 68.18      |
| 19/08/2022 | 52420 | Contributions     | 500.00     | 432.88     |
| 19/08/2022 | 53800 | Contributions Tax | (11.81)    | (10.22)    |
| 19/08/2022 | 53800 | Contributions Tax | (75.00)    | (64.93)    |
| 26/08/2022 | 52420 | Contributions     | 78.75      | 66.67      |

**Calculation of daily member weighted balances**

|            |       |                   |         |         |
|------------|-------|-------------------|---------|---------|
| 26/08/2022 | 52420 | Contributions     | 500.00  | 423.29  |
| 26/08/2022 | 53800 | Contributions Tax | (11.81) | (10.00) |
| 26/08/2022 | 53800 | Contributions Tax | (75.00) | (63.49) |
| 02/09/2022 | 52420 | Contributions     | 78.75   | 65.16   |
| 02/09/2022 | 52420 | Contributions     | 500.00  | 413.70  |
| 02/09/2022 | 53800 | Contributions Tax | (11.81) | (9.77)  |
| 02/09/2022 | 53800 | Contributions Tax | (75.00) | (62.05) |
| 09/09/2022 | 52420 | Contributions     | 78.75   | 63.65   |
| 09/09/2022 | 52420 | Contributions     | 500.00  | 404.11  |
| 09/09/2022 | 53800 | Contributions Tax | (11.81) | (9.55)  |
| 09/09/2022 | 53800 | Contributions Tax | (75.00) | (60.62) |
| 16/09/2022 | 52420 | Contributions     | 78.75   | 62.14   |
| 16/09/2022 | 52420 | Contributions     | 500.00  | 394.52  |
| 16/09/2022 | 53800 | Contributions Tax | (11.81) | (9.32)  |
| 16/09/2022 | 53800 | Contributions Tax | (75.00) | (59.18) |
| 26/09/2022 | 52420 | Contributions     | 78.75   | 59.98   |
| 26/09/2022 | 52420 | Contributions     | 500.00  | 380.82  |
| 26/09/2022 | 53800 | Contributions Tax | (11.81) | (9.00)  |
| 26/09/2022 | 53800 | Contributions Tax | (75.00) | (57.12) |
| 30/09/2022 | 52420 | Contributions     | 78.75   | 59.12   |
| 30/09/2022 | 52420 | Contributions     | 500.00  | 375.34  |
| 30/09/2022 | 53800 | Contributions Tax | (11.81) | (8.87)  |
| 30/09/2022 | 53800 | Contributions Tax | (75.00) | (56.30) |
| 07/10/2022 | 52420 | Contributions     | 78.75   | 57.61   |
| 07/10/2022 | 52420 | Contributions     | 500.00  | 365.75  |
| 07/10/2022 | 53800 | Contributions Tax | (11.81) | (8.64)  |
| 07/10/2022 | 53800 | Contributions Tax | (75.00) | (54.86) |
| 14/10/2022 | 52420 | Contributions     | 78.75   | 56.10   |
| 14/10/2022 | 52420 | Contributions     | 500.00  | 356.16  |
| 14/10/2022 | 53800 | Contributions Tax | (11.81) | (8.41)  |
| 14/10/2022 | 53800 | Contributions Tax | (75.00) | (53.42) |
| 21/10/2022 | 52420 | Contributions     | 78.75   | 54.59   |
| 21/10/2022 | 52420 | Contributions     | 500.00  | 346.58  |
| 21/10/2022 | 53800 | Contributions Tax | (11.81) | (8.19)  |
| 21/10/2022 | 53800 | Contributions Tax | (75.00) | (51.99) |
| 28/10/2022 | 52420 | Contributions     | 78.75   | 53.08   |
| 28/10/2022 | 52420 | Contributions     | 500.00  | 336.99  |
| 28/10/2022 | 53800 | Contributions Tax | (11.81) | (7.96)  |
| 28/10/2022 | 53800 | Contributions Tax | (75.00) | (50.55) |
| 04/11/2022 | 52420 | Contributions     | 78.75   | 51.57   |
| 04/11/2022 | 52420 | Contributions     | 500.00  | 327.40  |
| 04/11/2022 | 53800 | Contributions Tax | (11.81) | (7.73)  |
| 04/11/2022 | 53800 | Contributions Tax | (75.00) | (49.11) |
| 11/11/2022 | 52420 | Contributions     | 78.75   | 50.05   |
| 11/11/2022 | 52420 | Contributions     | 500.00  | 317.81  |
| 11/11/2022 | 53800 | Contributions Tax | (11.81) | (7.51)  |

---



**Calculation of daily member weighted balances**

|            |       |                   |         |         |
|------------|-------|-------------------|---------|---------|
| 11/11/2022 | 53800 | Contributions Tax | (75.00) | (47.67) |
| 18/11/2022 | 52420 | Contributions     | 78.75   | 48.54   |
| 18/11/2022 | 52420 | Contributions     | 500.00  | 308.22  |
| 18/11/2022 | 53800 | Contributions Tax | (11.81) | (7.28)  |
| 18/11/2022 | 53800 | Contributions Tax | (75.00) | (46.23) |
| 25/11/2022 | 52420 | Contributions     | 78.75   | 47.03   |
| 25/11/2022 | 52420 | Contributions     | 500.00  | 298.63  |
| 25/11/2022 | 53800 | Contributions Tax | (11.81) | (7.05)  |
| 25/11/2022 | 53800 | Contributions Tax | (75.00) | (44.79) |
| 02/12/2022 | 52420 | Contributions     | 78.75   | 45.52   |
| 02/12/2022 | 52420 | Contributions     | 500.00  | 289.04  |
| 02/12/2022 | 53800 | Contributions Tax | (11.81) | (6.83)  |
| 02/12/2022 | 53800 | Contributions Tax | (75.00) | (43.36) |
| 09/12/2022 | 52420 | Contributions     | 78.75   | 44.01   |
| 09/12/2022 | 52420 | Contributions     | 500.00  | 279.45  |
| 09/12/2022 | 53800 | Contributions Tax | (11.81) | (6.60)  |
| 09/12/2022 | 53800 | Contributions Tax | (75.00) | (41.92) |
| 16/12/2022 | 52420 | Contributions     | 78.75   | 42.50   |
| 16/12/2022 | 52420 | Contributions     | 500.00  | 269.86  |
| 16/12/2022 | 53800 | Contributions Tax | (11.81) | (6.37)  |
| 16/12/2022 | 53800 | Contributions Tax | (75.00) | (40.48) |
| 23/12/2022 | 52420 | Contributions     | 78.75   | 40.99   |
| 23/12/2022 | 52420 | Contributions     | 500.00  | 260.27  |
| 23/12/2022 | 53800 | Contributions Tax | (11.81) | (6.15)  |
| 23/12/2022 | 53800 | Contributions Tax | (75.00) | (39.04) |
| 30/12/2022 | 52420 | Contributions     | 78.75   | 39.48   |
| 30/12/2022 | 53800 | Contributions Tax | (11.81) | (5.92)  |
| 13/01/2023 | 52420 | Contributions     | 78.75   | 36.46   |
| 13/01/2023 | 52420 | Contributions     | 78.75   | 36.46   |
| 13/01/2023 | 53800 | Contributions Tax | (11.81) | (5.47)  |
| 13/01/2023 | 53800 | Contributions Tax | (11.81) | (5.47)  |
| 20/01/2023 | 52420 | Contributions     | 78.75   | 34.95   |
| 20/01/2023 | 53800 | Contributions Tax | (11.81) | (5.24)  |
| 27/01/2023 | 52420 | Contributions     | 78.75   | 33.44   |
| 27/01/2023 | 53800 | Contributions Tax | (11.81) | (5.02)  |
| 03/02/2023 | 52420 | Contributions     | 78.75   | 31.93   |
| 03/02/2023 | 53800 | Contributions Tax | (11.81) | (4.79)  |
| 10/02/2023 | 52420 | Contributions     | 78.75   | 30.42   |
| 10/02/2023 | 53800 | Contributions Tax | (11.81) | (4.56)  |
| 17/02/2023 | 52420 | Contributions     | 78.75   | 28.91   |
| 17/02/2023 | 53800 | Contributions Tax | (11.81) | (4.34)  |
| 24/02/2023 | 52420 | Contributions     | 78.75   | 27.40   |
| 24/02/2023 | 53800 | Contributions Tax | (11.81) | (4.11)  |
| 03/03/2023 | 52420 | Contributions     | 78.75   | 25.89   |
| 03/03/2023 | 53800 | Contributions Tax | (11.81) | (3.88)  |
| 10/03/2023 | 52420 | Contributions     | 78.75   | 24.38   |

---

**Calculation of daily member weighted balances**

|            |       |                   |         |         |
|------------|-------|-------------------|---------|---------|
| 10/03/2023 | 52420 | Contributions     | 500.00  | 154.79  |
| 10/03/2023 | 53800 | Contributions Tax | (11.81) | (3.66)  |
| 10/03/2023 | 53800 | Contributions Tax | (75.00) | (23.22) |
| 17/03/2023 | 52420 | Contributions     | 78.75   | 22.87   |
| 17/03/2023 | 52420 | Contributions     | 500.00  | 145.21  |
| 17/03/2023 | 53800 | Contributions Tax | (11.81) | (3.43)  |
| 17/03/2023 | 53800 | Contributions Tax | (75.00) | (21.78) |
| 23/03/2023 | 52420 | Contributions     | 78.75   | 21.58   |
| 23/03/2023 | 52420 | Contributions     | 500.00  | 136.99  |
| 23/03/2023 | 53800 | Contributions Tax | (11.81) | (3.24)  |
| 23/03/2023 | 53800 | Contributions Tax | (75.00) | (20.55) |
| 24/03/2023 | 52420 | Contributions     | 157.50  | 42.72   |
| 24/03/2023 | 53800 | Contributions Tax | (23.63) | (6.41)  |
| 31/03/2023 | 52420 | Contributions     | 78.75   | 19.85   |
| 31/03/2023 | 52420 | Contributions     | 500.00  | 126.03  |
| 31/03/2023 | 53800 | Contributions Tax | (11.81) | (2.98)  |
| 31/03/2023 | 53800 | Contributions Tax | (75.00) | (18.90) |
| 11/04/2023 | 52420 | Contributions     | 78.75   | 17.48   |
| 11/04/2023 | 52420 | Contributions     | 500.00  | 110.96  |
| 11/04/2023 | 53800 | Contributions Tax | (11.81) | (2.62)  |
| 11/04/2023 | 53800 | Contributions Tax | (75.00) | (16.64) |
| 14/04/2023 | 52420 | Contributions     | 78.75   | 16.83   |
| 14/04/2023 | 52420 | Contributions     | 500.00  | 106.85  |
| 14/04/2023 | 53800 | Contributions Tax | (11.81) | (2.52)  |
| 14/04/2023 | 53800 | Contributions Tax | (75.00) | (16.03) |
| 21/04/2023 | 52420 | Contributions     | 78.75   | 15.32   |
| 21/04/2023 | 52420 | Contributions     | 500.00  | 97.26   |
| 21/04/2023 | 53800 | Contributions Tax | (11.81) | (2.30)  |
| 21/04/2023 | 53800 | Contributions Tax | (75.00) | (14.59) |
| 28/04/2023 | 52420 | Contributions     | 78.75   | 13.81   |
| 28/04/2023 | 52420 | Contributions     | 500.00  | 87.67   |
| 28/04/2023 | 53800 | Contributions Tax | (11.81) | (2.07)  |
| 28/04/2023 | 53800 | Contributions Tax | (75.00) | (13.15) |
| 05/05/2023 | 52420 | Contributions     | 78.75   | 12.30   |
| 05/05/2023 | 52420 | Contributions     | 500.00  | 78.08   |
| 05/05/2023 | 53800 | Contributions Tax | (11.81) | (1.84)  |
| 05/05/2023 | 53800 | Contributions Tax | (75.00) | (11.71) |
| 15/05/2023 | 52420 | Contributions     | 78.75   | 10.14   |
| 15/05/2023 | 52420 | Contributions     | 500.00  | 64.38   |
| 15/05/2023 | 53800 | Contributions Tax | (11.81) | (1.52)  |
| 15/05/2023 | 53800 | Contributions Tax | (75.00) | (9.66)  |
| 19/05/2023 | 52420 | Contributions     | 78.75   | 9.28    |
| 19/05/2023 | 52420 | Contributions     | 500.00  | 58.90   |
| 19/05/2023 | 53800 | Contributions Tax | (11.81) | (1.39)  |
| 19/05/2023 | 53800 | Contributions Tax | (75.00) | (8.84)  |
| 26/05/2023 | 52420 | Contributions     | 78.75   | 7.77    |

---

**Calculation of daily member weighted balances**

|                                |       |                   |         |                   |
|--------------------------------|-------|-------------------|---------|-------------------|
| 26/05/2023                     | 52420 | Contributions     | 500.00  | 49.32             |
| 26/05/2023                     | 53800 | Contributions Tax | (11.81) | (1.16)            |
| 26/05/2023                     | 53800 | Contributions Tax | (75.00) | (7.40)            |
| 02/06/2023                     | 52420 | Contributions     | 78.75   | 6.26              |
| 02/06/2023                     | 52420 | Contributions     | 500.00  | 39.73             |
| 02/06/2023                     | 53800 | Contributions Tax | (11.81) | (0.94)            |
| 02/06/2023                     | 53800 | Contributions Tax | (75.00) | (5.96)            |
| 09/06/2023                     | 52420 | Contributions     | 78.75   | 4.75              |
| 09/06/2023                     | 52420 | Contributions     | 500.00  | 30.14             |
| 09/06/2023                     | 53800 | Contributions Tax | (11.81) | (0.71)            |
| 09/06/2023                     | 53800 | Contributions Tax | (75.00) | (4.52)            |
| 16/06/2023                     | 52420 | Contributions     | 78.75   | 3.24              |
| 16/06/2023                     | 52420 | Contributions     | 500.00  | 20.55             |
| 16/06/2023                     | 53800 | Contributions Tax | (11.81) | (0.49)            |
| 16/06/2023                     | 53800 | Contributions Tax | (75.00) | (3.08)            |
| 23/06/2023                     | 52420 | Contributions     | 78.75   | 1.73              |
| 23/06/2023                     | 53800 | Contributions Tax | (11.81) | (0.26)            |
| 30/06/2023                     | 52420 | Contributions     | 78.75   | 0.22              |
| 30/06/2023                     | 53800 | Contributions Tax | (11.81) | (0.03)            |
| <b>Total Amount (Weighted)</b> |       |                   |         | <b>207,336.86</b> |

**John Larder (LARJOH00001A)**Member Balance

|            |       |                   |            |            |
|------------|-------|-------------------|------------|------------|
| 01/07/2022 | 50010 | Opening Balance   | 257,387.36 | 257,387.36 |
| 01/07/2022 | 52420 | Contributions     | 197.89     | 197.89     |
| 01/07/2022 | 52420 | Contributions     | 500.00     | 500.00     |
| 01/07/2022 | 53800 | Contributions Tax | (29.68)    | (29.68)    |
| 01/07/2022 | 53800 | Contributions Tax | (75.00)    | (75.00)    |
| 08/07/2022 | 52420 | Contributions     | 197.89     | 194.09     |
| 08/07/2022 | 52420 | Contributions     | 500.00     | 490.41     |
| 08/07/2022 | 53800 | Contributions Tax | (29.68)    | (29.11)    |
| 08/07/2022 | 53800 | Contributions Tax | (75.00)    | (73.56)    |
| 15/07/2022 | 52420 | Contributions     | 197.89     | 190.30     |
| 15/07/2022 | 52420 | Contributions     | 500.00     | 480.82     |
| 15/07/2022 | 53800 | Contributions Tax | (29.68)    | (28.54)    |
| 15/07/2022 | 53800 | Contributions Tax | (75.00)    | (72.12)    |
| 22/07/2022 | 52420 | Contributions     | 197.89     | 186.50     |
| 22/07/2022 | 52420 | Contributions     | 500.00     | 471.23     |
| 22/07/2022 | 53800 | Contributions Tax | (29.68)    | (27.97)    |
| 22/07/2022 | 53800 | Contributions Tax | (75.00)    | (70.68)    |
| 29/07/2022 | 52420 | Contributions     | 197.89     | 182.71     |
| 29/07/2022 | 52420 | Contributions     | 500.00     | 461.64     |
| 29/07/2022 | 53800 | Contributions Tax | (29.68)    | (27.40)    |
| 29/07/2022 | 53800 | Contributions Tax | (75.00)    | (69.25)    |
| 05/08/2022 | 52420 | Contributions     | 197.89     | 178.91     |
| 05/08/2022 | 52420 | Contributions     | 500.00     | 452.05     |

---

**Calculation of daily member weighted balances**

|            |       |                   |         |         |
|------------|-------|-------------------|---------|---------|
| 05/08/2022 | 53800 | Contributions Tax | (29.68) | (26.83) |
| 05/08/2022 | 53800 | Contributions Tax | (75.00) | (67.81) |
| 12/08/2022 | 52420 | Contributions     | 197.89  | 175.12  |
| 12/08/2022 | 52420 | Contributions     | 500.00  | 442.47  |
| 12/08/2022 | 53800 | Contributions Tax | (29.68) | (26.26) |
| 12/08/2022 | 53800 | Contributions Tax | (75.00) | (66.37) |
| 19/08/2022 | 52420 | Contributions     | 197.89  | 171.32  |
| 19/08/2022 | 52420 | Contributions     | 500.00  | 432.88  |
| 19/08/2022 | 53800 | Contributions Tax | (29.68) | (25.70) |
| 19/08/2022 | 53800 | Contributions Tax | (75.00) | (64.93) |
| 26/08/2022 | 52420 | Contributions     | 197.89  | 167.53  |
| 26/08/2022 | 52420 | Contributions     | 500.00  | 423.29  |
| 26/08/2022 | 53800 | Contributions Tax | (29.68) | (25.13) |
| 26/08/2022 | 53800 | Contributions Tax | (75.00) | (63.49) |
| 02/09/2022 | 52420 | Contributions     | 197.89  | 163.73  |
| 02/09/2022 | 52420 | Contributions     | 500.00  | 413.70  |
| 02/09/2022 | 53800 | Contributions Tax | (29.68) | (24.56) |
| 02/09/2022 | 53800 | Contributions Tax | (75.00) | (62.05) |
| 09/09/2022 | 52420 | Contributions     | 197.89  | 159.94  |
| 09/09/2022 | 52420 | Contributions     | 500.00  | 404.11  |
| 09/09/2022 | 53800 | Contributions Tax | (29.68) | (23.99) |
| 09/09/2022 | 53800 | Contributions Tax | (75.00) | (60.62) |
| 16/09/2022 | 52420 | Contributions     | 197.89  | 156.14  |
| 16/09/2022 | 52420 | Contributions     | 500.00  | 394.52  |
| 16/09/2022 | 53800 | Contributions Tax | (29.68) | (23.42) |
| 16/09/2022 | 53800 | Contributions Tax | (75.00) | (59.18) |
| 26/09/2022 | 52420 | Contributions     | 197.89  | 150.72  |
| 26/09/2022 | 52420 | Contributions     | 500.00  | 380.82  |
| 26/09/2022 | 53800 | Contributions Tax | (29.68) | (22.61) |
| 26/09/2022 | 53800 | Contributions Tax | (75.00) | (57.12) |
| 30/09/2022 | 52420 | Contributions     | 197.89  | 148.55  |
| 30/09/2022 | 52420 | Contributions     | 500.00  | 375.34  |
| 30/09/2022 | 53800 | Contributions Tax | (29.68) | (22.28) |
| 30/09/2022 | 53800 | Contributions Tax | (75.00) | (56.30) |
| 07/10/2022 | 52420 | Contributions     | 197.89  | 144.76  |
| 07/10/2022 | 52420 | Contributions     | 500.00  | 365.75  |
| 07/10/2022 | 53800 | Contributions Tax | (29.68) | (21.71) |
| 07/10/2022 | 53800 | Contributions Tax | (75.00) | (54.86) |
| 14/10/2022 | 52420 | Contributions     | 197.89  | 140.96  |
| 14/10/2022 | 52420 | Contributions     | 500.00  | 356.16  |
| 14/10/2022 | 53800 | Contributions Tax | (29.68) | (21.14) |
| 14/10/2022 | 53800 | Contributions Tax | (75.00) | (53.42) |
| 21/10/2022 | 52420 | Contributions     | 197.89  | 137.17  |
| 21/10/2022 | 52420 | Contributions     | 500.00  | 346.58  |
| 21/10/2022 | 53800 | Contributions Tax | (29.68) | (20.57) |
| 21/10/2022 | 53800 | Contributions Tax | (75.00) | (51.99) |

---

**Calculation of daily member weighted balances**

|            |       |                   |         |         |
|------------|-------|-------------------|---------|---------|
| 28/10/2022 | 52420 | Contributions     | 197.89  | 133.37  |
| 28/10/2022 | 52420 | Contributions     | 500.00  | 336.99  |
| 28/10/2022 | 53800 | Contributions Tax | (29.68) | (20.00) |
| 28/10/2022 | 53800 | Contributions Tax | (75.00) | (50.55) |
| 04/11/2022 | 52420 | Contributions     | 197.89  | 129.58  |
| 04/11/2022 | 52420 | Contributions     | 500.00  | 327.40  |
| 04/11/2022 | 53800 | Contributions Tax | (29.68) | (19.43) |
| 04/11/2022 | 53800 | Contributions Tax | (75.00) | (49.11) |
| 11/11/2022 | 52420 | Contributions     | 197.89  | 125.78  |
| 11/11/2022 | 52420 | Contributions     | 500.00  | 317.81  |
| 11/11/2022 | 53800 | Contributions Tax | (29.68) | (18.87) |
| 11/11/2022 | 53800 | Contributions Tax | (75.00) | (47.67) |
| 18/11/2022 | 52420 | Contributions     | 197.89  | 121.99  |
| 18/11/2022 | 52420 | Contributions     | 500.00  | 308.22  |
| 18/11/2022 | 53800 | Contributions Tax | (29.68) | (18.30) |
| 18/11/2022 | 53800 | Contributions Tax | (75.00) | (46.23) |
| 25/11/2022 | 52420 | Contributions     | 197.89  | 118.19  |
| 25/11/2022 | 52420 | Contributions     | 500.00  | 298.63  |
| 25/11/2022 | 53800 | Contributions Tax | (29.68) | (17.73) |
| 25/11/2022 | 53800 | Contributions Tax | (75.00) | (44.79) |
| 02/12/2022 | 52420 | Contributions     | 197.89  | 114.40  |
| 02/12/2022 | 52420 | Contributions     | 500.00  | 289.04  |
| 02/12/2022 | 53800 | Contributions Tax | (29.68) | (17.16) |
| 02/12/2022 | 53800 | Contributions Tax | (75.00) | (43.36) |
| 09/12/2022 | 52420 | Contributions     | 197.89  | 110.60  |
| 09/12/2022 | 52420 | Contributions     | 500.00  | 279.45  |
| 09/12/2022 | 53800 | Contributions Tax | (29.68) | (16.59) |
| 09/12/2022 | 53800 | Contributions Tax | (75.00) | (41.92) |
| 16/12/2022 | 52420 | Contributions     | 197.89  | 106.81  |
| 16/12/2022 | 52420 | Contributions     | 500.00  | 269.86  |
| 16/12/2022 | 53800 | Contributions Tax | (29.68) | (16.02) |
| 16/12/2022 | 53800 | Contributions Tax | (75.00) | (40.48) |
| 23/12/2022 | 52420 | Contributions     | 197.89  | 103.01  |
| 23/12/2022 | 52420 | Contributions     | 500.00  | 260.27  |
| 23/12/2022 | 53800 | Contributions Tax | (29.68) | (15.45) |
| 23/12/2022 | 53800 | Contributions Tax | (75.00) | (39.04) |
| 30/12/2022 | 52420 | Contributions     | 197.89  | 99.22   |
| 30/12/2022 | 53800 | Contributions Tax | (29.68) | (14.88) |
| 13/01/2023 | 52420 | Contributions     | 197.89  | 91.63   |
| 13/01/2023 | 52420 | Contributions     | 197.89  | 91.63   |
| 13/01/2023 | 53800 | Contributions Tax | (29.68) | (13.74) |
| 13/01/2023 | 53800 | Contributions Tax | (29.68) | (13.74) |
| 20/01/2023 | 52420 | Contributions     | 197.89  | 87.83   |
| 20/01/2023 | 53800 | Contributions Tax | (29.68) | (13.17) |
| 27/01/2023 | 52420 | Contributions     | 197.89  | 84.04   |
| 27/01/2023 | 53800 | Contributions Tax | (29.68) | (12.60) |

---

**Calculation of daily member weighted balances**

|            |       |                   |         |         |
|------------|-------|-------------------|---------|---------|
| 03/02/2023 | 52420 | Contributions     | 197.89  | 80.24   |
| 03/02/2023 | 53800 | Contributions Tax | (29.68) | (12.03) |
| 10/02/2023 | 52420 | Contributions     | 197.89  | 76.45   |
| 10/02/2023 | 53800 | Contributions Tax | (29.68) | (11.47) |
| 17/02/2023 | 52420 | Contributions     | 197.89  | 72.65   |
| 17/02/2023 | 53800 | Contributions Tax | (29.68) | (10.90) |
| 24/02/2023 | 52420 | Contributions     | 197.89  | 68.85   |
| 24/02/2023 | 53800 | Contributions Tax | (29.68) | (10.33) |
| 03/03/2023 | 52420 | Contributions     | 197.89  | 65.06   |
| 03/03/2023 | 53800 | Contributions Tax | (29.68) | (9.76)  |
| 10/03/2023 | 52420 | Contributions     | 197.89  | 61.26   |
| 10/03/2023 | 52420 | Contributions     | 500.00  | 154.79  |
| 10/03/2023 | 53800 | Contributions Tax | (29.68) | (9.19)  |
| 10/03/2023 | 53800 | Contributions Tax | (75.00) | (23.22) |
| 17/03/2023 | 52420 | Contributions     | 197.89  | 57.47   |
| 17/03/2023 | 52420 | Contributions     | 500.00  | 145.21  |
| 17/03/2023 | 53800 | Contributions Tax | (29.68) | (8.62)  |
| 17/03/2023 | 53800 | Contributions Tax | (75.00) | (21.78) |
| 23/03/2023 | 52420 | Contributions     | 197.89  | 54.22   |
| 23/03/2023 | 52420 | Contributions     | 500.00  | 136.99  |
| 23/03/2023 | 53800 | Contributions Tax | (29.68) | (8.13)  |
| 23/03/2023 | 53800 | Contributions Tax | (75.00) | (20.55) |
| 24/03/2023 | 52420 | Contributions     | 356.05  | 96.57   |
| 31/03/2023 | 52420 | Contributions     | 197.89  | 49.88   |
| 31/03/2023 | 52420 | Contributions     | 500.00  | 126.03  |
| 31/03/2023 | 53800 | Contributions Tax | (29.68) | (7.48)  |
| 31/03/2023 | 53800 | Contributions Tax | (75.00) | (18.90) |
| 11/04/2023 | 52420 | Contributions     | 197.89  | 43.92   |
| 11/04/2023 | 52420 | Contributions     | 500.00  | 110.96  |
| 11/04/2023 | 53800 | Contributions Tax | (29.68) | (6.59)  |
| 11/04/2023 | 53800 | Contributions Tax | (75.00) | (16.64) |
| 14/04/2023 | 52420 | Contributions     | 197.89  | 42.29   |
| 14/04/2023 | 52420 | Contributions     | 500.00  | 106.85  |
| 14/04/2023 | 53800 | Contributions Tax | (29.68) | (6.34)  |
| 14/04/2023 | 53800 | Contributions Tax | (75.00) | (16.03) |
| 21/04/2023 | 52420 | Contributions     | 197.89  | 38.49   |
| 21/04/2023 | 52420 | Contributions     | 500.00  | 97.26   |
| 21/04/2023 | 53800 | Contributions Tax | (29.68) | (5.77)  |
| 21/04/2023 | 53800 | Contributions Tax | (75.00) | (14.59) |
| 28/04/2023 | 52420 | Contributions     | 197.89  | 34.70   |
| 28/04/2023 | 52420 | Contributions     | 500.00  | 87.67   |
| 28/04/2023 | 53800 | Contributions Tax | (29.68) | (5.20)  |
| 28/04/2023 | 53800 | Contributions Tax | (75.00) | (13.15) |
| 05/05/2023 | 52420 | Contributions     | 197.89  | 30.90   |
| 05/05/2023 | 52420 | Contributions     | 500.00  | 78.08   |
| 05/05/2023 | 53800 | Contributions Tax | (29.68) | (4.63)  |

---

**Calculation of daily member weighted balances**

|            |       |                                |         |                   |
|------------|-------|--------------------------------|---------|-------------------|
| 05/05/2023 | 53800 | Contributions Tax              | (75.00) | (11.71)           |
| 15/05/2023 | 52420 | Contributions                  | 197.89  | 25.48             |
| 15/05/2023 | 52420 | Contributions                  | 500.00  | 64.38             |
| 15/05/2023 | 53800 | Contributions Tax              | (29.68) | (3.82)            |
| 15/05/2023 | 53800 | Contributions Tax              | (15.83) | (2.04)            |
| 19/05/2023 | 52420 | Contributions                  | 197.89  | 23.31             |
| 19/05/2023 | 52420 | Contributions                  | 500.00  | 58.90             |
| 19/05/2023 | 53800 | Contributions Tax              | (29.68) | (3.50)            |
| 26/05/2023 | 52420 | Contributions                  | 197.89  | 19.52             |
| 26/05/2023 | 52420 | Contributions                  | 500.00  | 49.32             |
| 26/05/2023 | 53800 | Contributions Tax              | (29.68) | (2.93)            |
| 02/06/2023 | 52420 | Contributions                  | 197.89  | 15.72             |
| 02/06/2023 | 52420 | Contributions                  | 500.00  | 39.73             |
| 02/06/2023 | 53800 | Contributions Tax              | (29.68) | (2.36)            |
| 09/06/2023 | 52420 | Contributions                  | 197.89  | 11.93             |
| 09/06/2023 | 52420 | Contributions                  | 500.00  | 30.14             |
| 09/06/2023 | 53800 | Contributions Tax              | (29.68) | (1.79)            |
| 16/06/2023 | 52420 | Contributions                  | 197.89  | 8.13              |
| 16/06/2023 | 52420 | Contributions                  | 500.00  | 20.55             |
| 23/06/2023 | 52420 | Contributions                  | 197.89  | 4.34              |
| 30/06/2023 | 52420 | Contributions                  | 197.89  | 0.54              |
| 30/06/2023 | 53800 | Contributions Tax              | (29.68) | (0.08)            |
|            |       | <b>Total Amount (Weighted)</b> |         | <b>271,493.99</b> |

**John Larder (LARJOH00002P)**Member Balance

|            |       |                                |           |                  |
|------------|-------|--------------------------------|-----------|------------------|
| 01/07/2022 | 50010 | Opening Balance                | 43,495.98 | 43,495.98        |
| 30/06/2023 | 54160 | Pensions Paid                  | (870.00)  | (2.38)           |
|            |       | <b>Total Amount (Weighted)</b> |           | <b>43,493.60</b> |

**Calculation of Net Capital Gains**

|   |             |
|---|-------------|
| Capital gains from Unsegregated Pool                              | 12,286.06   |
| Capital gains from Unsegregated Pool - Collectables               | 0.00        |
| Capital Gain Adjustment from prior segments                       | 0.00        |
| Realised Notional gains   | 0.00        |
| Carried forward losses from prior years                           | 0.00        |
| Current year capital losses from Unsegregated Pool                | 30,825.39   |
| Current year capital losses from Unsegregated Pool - Collectables | 0.00        |
| Losses Applied  | 12,286.06   |
| Total CGT Discount Applied  | 0.00        |
| <b>Capital Gain /(Losses carried forward)</b>                     | <b>0.00</b> |
| <b>CGT allocated in prior segments</b>                            | <b>0.00</b> |
| <b>Allocations of Net Capital Gains to Pools</b>                  |             |
| Capital Gain Proportion - Unsegregated Pool (0/0)=100.00%         | 0.00        |

---

## Foreign Tax Offset Calculations

**Segment 01 July 2022 to 30 June 2023**

Claimable FTO - Unsegregated Pool 388.97

**Claimable FTO 388.97**

**Total Claimable Foreign Credits for the Year 388.97**

**Foreign Tax Offset (Label C1) 388.97**

**Applied/Claimed FTO 388.97**

### **Allocations of Foreign Tax Offset to Members**

Donna Larder(LARDON00001A) - 39.70 % 154.42

John Larder(LARJOH00001A) - 51.97 % 202.15

John Larder(LARJOH00002P) - 8.33 % 32.40

**Total Foreign Tax Offset Allocated to Members 388.97**

---



# Self-managed superannuation fund annual return **2023**

## Who should complete this annual return?

Only self-managed superannuation funds (SMSFs) can complete this annual return. All other funds must complete the *Fund income tax return 2023* (NAT 71287).

- ❗ The *Self-managed superannuation fund annual return instructions 2023* (NAT 71606) (the instructions) can assist you to complete this annual return.
- ⊖ The SMSF annual return cannot be used to notify us of a change in fund membership. You must update fund details via ABR.gov.au or complete the Change of details for superannuation entities form (NAT 3036).

## To complete this annual return

- Print clearly, using a BLACK pen only.
- Use BLOCK LETTERS and print one character per box.

S M / T # S T

- Place  in ALL applicable boxes.

➤ Postal address for annual returns:

**Australian Taxation Office**  
GPO Box 9845  
[insert the name and postcode  
of your capital city]

For example;

**Australian Taxation Office**  
GPO Box 9845  
SYDNEY NSW 2001

## Section A: Fund information

1 **Tax file number (TFN)**

➤ To assist processing, write the fund's TFN at the top of pages 3, 5, 7, 9 and 11.

- ❗ The ATO is authorised by law to request your TFN. You are not obliged to quote your TFN but not quoting it could increase the chance of delay or error in processing your annual return. See the Privacy note in the Declaration.

2 **Name of self-managed superannuation fund (SMSF)**

John & Donna Larder Superannuation Fund

3 **Australian business number (ABN)** (if applicable)

4 **Current postal address**

Level 1 Mitcham House

1355 Gympie Road

Suburb/town

Aspley

State/territory

QLD

Postcode

4034

5 **Annual return status**

Is this an amendment to the SMSF's 2023 return?

A No  Yes

Is this the first required return for a newly registered SMSF?

B No  Yes

Tax File Number

**6 SMSF auditor**

Auditor's name

Title: Mr  Mrs  Miss  Ms  Other

Family name

First given name

Other given names

SMSF Auditor Number

Auditor's phone number

Postal address

Suburb/town

State/territory

Postcode

Date audit was completed **A**  /  /

Was Part A of the audit report qualified? **B** No  Yes

Was Part B of the audit report qualified? **C** No  Yes

If Part B of the audit report was qualified, have the reported issues been rectified? **D** No  Yes

**7 Electronic funds transfer (EFT)**

We need your self-managed super fund's financial institution details to pay any super payments and tax refunds owing to you.

**A Fund's financial institution account details**

This account is used for super contributions and rollovers. Do not provide a tax agent account here.

Fund BSB number  Fund account number

Fund account name

I would like my tax refunds made to this account.  Go to C.

**B Financial institution account details for tax refunds**

This account is used for tax refunds. You can provide a tax agent account here.

BSB number  Account number

Account name

**C Electronic service address alias**

Provide the electronic service address alias (ESA) issued by your SMSF messaging provider. (For example, SMSFdataESAAlias). See instructions for more information.

Tax File Number

**8 Status of SMSF** Australian superannuation fund **A** No  Yes  Fund benefit structure **B**  Code  
Does the fund trust deed allow acceptance of the Government's Super Co-contribution and Low Income Super Amounts? **C** No  Yes

**9 Was the fund wound up during the income year?**

No  Yes  If yes, provide the date on which the fund was wound up  Day /  Month /  Year Have all tax lodgment and payment obligations been met? No  Yes

**10 Exempt current pension income**

Did the fund pay retirement phase superannuation income stream benefits to one or more members in the income year?

To claim a tax exemption for current pension income, you must pay at least the minimum benefit payment under the law. Record exempt current pension income at Label **A**.

No  Go to Section B: Income.

Yes  Exempt current pension income amount **A** \$

Which method did you use to calculate your exempt current pension income?

Segregated assets method **B**

Unsegregated assets method **C**  Was an actuarial certificate obtained? **D** Yes

Did the fund have any other income that was assessable?

**E** Yes  Go to Section B: Income.

No  Choosing 'No' means that you do not have any assessable income, including no-TFN quoted contributions. Go to Section C: Deductions and non-deductible expenses. (Do **not** complete Section B: Income.)

If you are entitled to claim any tax offsets, you can list these at Section D: Income tax calculation statement.

## Section B: Income

**Do not complete this section** if all superannuation interests in the SMSF were supporting superannuation income streams in the retirement phase for the **entire year**, there was **no** other income that was assessable, and you **have not** realised a deferred notional gain. If you are entitled to claim any tax offsets, you can record these at Section D: Income tax calculation statement.

### 11 Income

Did you have a capital gains tax (CGT) event during the year? **G** No  Yes

If the total capital loss or total capital gain is greater than \$10,000 or you elected to use the transitional CGT relief in 2017 and the deferred notional gain has been realised, complete and attach a *Capital gains tax (CGT) schedule 2023*.

Have you applied an exemption or rollover? **M** No  Yes

Code

Net capital gain **A** \$

Gross rent and other leasing and hiring income **B** \$

Gross interest **C** \$

Forestry managed investment scheme income **X** \$

|   |                    |  |                          |
|---|--------------------|--|--------------------------|
| Gross foreign income                            |                    |  | Loss                     |
| <b>D1</b> \$ <input type="text" value="2,527"/> | Net foreign income | <b>D</b> \$ <input type="text" value="2,527"/> | <input type="checkbox"/> |

Australian franking credits from a New Zealand company **E** \$

Transfers from foreign funds **F** \$  Number

Gross payments where ABN not quoted **H** \$

**Calculation of assessable contributions**

Assessable employer contributions

**R1** \$

plus Assessable personal contributions

**R2** \$

plus **\*\*No-TFN-quoted contributions**

**R3** \$  (an amount must be included even if it is zero)

less Transfer of liability to life insurance company or PST

**R6** \$

Gross distribution from partnerships **I** \$  Loss

\*Unfranked dividend amount **J** \$

\*Franked dividend amount **K** \$

\*Dividend franking credit **L** \$

\*Gross trust distributions **M** \$  Code

**Assessable contributions** **R** \$   
(**R1** plus **R2** plus **R3** less **R6**)

**Calculation of non-arm's length income**

\*Net non-arm's length private company dividends

**U1** \$

plus \*Net non-arm's length trust distributions

**U2** \$

plus \*Net other non-arm's length income

**U3** \$

\*Other income **S** \$  Code

\*Assessable income due to changed tax status of fund **T** \$

**Net non-arm's length income** **U** \$   
(subject to 45% tax rate) (**U1** plus **U2** plus **U3**)

#This is a mandatory label.

\*If an amount is entered at this label, check the instructions to ensure the correct tax treatment has been applied.

**GROSS INCOME** (Sum of labels **A** to **U**) **W** \$  Loss

Exempt current pension income **Y** \$

**TOTAL ASSESSABLE INCOME** (**W** less **Y**) **V** \$  Loss

## Section C: Deductions and non-deductible expenses

### 12 Deductions and non-deductible expenses

**⊖** Under 'Deductions' list all expenses and allowances you are entitled to claim a deduction for. Under 'Non-deductible expenses', list all other expenses or normally allowable deductions that you cannot claim as a deduction (for example, all expenses related to exempt current pension income should be recorded in the 'Non-deductible expenses' column).

| DEDUCTIONS                                 |   | NON-DEDUCTIBLE EXPENSES                         |                                     |
|--|---|---|-------------------------------------|
| Interest expenses within Australia         | <b>A1</b> \$ <input type="text"/>               | <b>A2</b> \$ <input type="text"/>               |                                     |
| Interest expenses overseas                 | <b>B1</b> \$ <input type="text"/>               | <b>B2</b> \$ <input type="text"/>               |                                     |
| Capital works expenditure                  | <b>D1</b> \$ <input type="text"/>               | <b>D2</b> \$ <input type="text"/>               |                                     |
| Decline in value of depreciating assets    | <b>E1</b> \$ <input type="text"/>               | <b>E2</b> \$ <input type="text"/>               |                                     |
| Insurance premiums – members               | <b>F1</b> \$ <input type="text"/>               | <b>F2</b> \$ <input type="text"/>               |                                     |
| SMSF auditor fee                           | <b>H1</b> \$ <input type="text" value="330"/>   | <b>H2</b> \$ <input type="text"/>               |                                     |
| Investment expenses                        | <b>I1</b> \$ <input type="text"/>               | <b>I2</b> \$ <input type="text"/>               |                                     |
| Management and administration expenses     | <b>J1</b> \$ <input type="text" value="3,251"/> | <b>J2</b> \$ <input type="text"/>               |                                     |
| Forestry managed investment scheme expense | <b>U1</b> \$ <input type="text"/>               | <b>U2</b> \$ <input type="text"/>               |                                     |
| Other amounts                              | <b>L1</b> \$ <input type="text"/>               | <b>L2</b> \$ <input type="text" value="2,175"/> | Code <input type="text" value="0"/> |
| Tax losses deducted                        | <b>M1</b> \$ <input type="text"/>               |   |                                     |

**TOTAL DEDUCTIONS**  
**N** \$   
 (Total **A1** to **M1**)

**TOTAL NON-DEDUCTIBLE EXPENSES**  
**Y** \$   
 (Total **A2** to **L2**)

**#TAXABLE INCOME OR LOSS** Loss   
**O** \$   
 (TOTAL ASSESSABLE INCOME less TOTAL DEDUCTIONS)

**TOTAL SMSF EXPENSES**  
**Z** \$   
 (N plus Y)

#This is a mandatory label.

## Section D: Income tax calculation statement

**#Important:**

Section B label **R3**, Section C label **O** and Section D labels **A, T1, J, T5** and **I** are mandatory. If you leave these labels blank, you will have specified a zero amount.

### 13 Calculation statement

Please refer to the *Self-managed superannuation fund annual return instructions 2023* on how to complete the calculation statement.

|  |           |    |           |
|--|-----------|----|-----------|
| #Taxable income  | <b>A</b>  | \$ | 118,745   |
| <i>(an amount must be included even if it is zero)</i> |           |    |           |
| #Tax on taxable income                                 | <b>T1</b> | \$ | 17,811.75 |
| <i>(an amount must be included even if it is zero)</i> |           |    |           |
| #Tax on no-TFN-quoted contributions                    | <b>J</b>  | \$ | 0.00      |
| <i>(an amount must be included even if it is zero)</i> |           |    |           |
| <b>Gross tax</b>                                       | <b>B</b>  | \$ | 17,811.75 |
| <i>(T1 plus J)</i>                                     |           |    |           |

|   |           |    |        |
|---|-----------|----|--------|
| Foreign income tax offset                           | <b>C1</b> | \$ | 388.97 |
| Rebates and tax offsets                             | <b>C2</b> | \$ |        |
| <b>Non-refundable non-carry forward tax offsets</b> |           |    |        |
|   | <b>C</b>  | \$ | 388.97 |
| <i>(C1 plus C2)</i>                                 |           |    |        |

**SUBTOTAL 1**

**T2** \$ 17,422.78

*(B less C – cannot be less than zero)*

|   |           |    |           |
|---|-----------|----|-----------|
| Early stage venture capital limited partnership tax offset                                    | <b>D1</b> | \$ | 0.00      |
| Early stage venture capital limited partnership tax offset carried forward from previous year | <b>D2</b> | \$ | 0.00      |
| Early stage investor tax offset   | <b>D3</b> | \$ | 0.00      |
| Early stage investor tax offset carried forward from previous year                            | <b>D4</b> | \$ | 0.00      |
| <b>Non-refundable carry forward tax offsets</b>   |           |    |           |
|   | <b>D</b>  | \$ | 0.00      |
| <i>(D1 plus D2 plus D3 plus D4)</i>   |           |    |           |
| <b>SUBTOTAL 2</b>   |           |    |           |
|   | <b>T3</b> | \$ | 17,422.78 |
| <i>(T2 less D – cannot be less than zero)</i>   |           |    |           |

|   |           |    |          |
|---|-----------|----|----------|
| Complying fund's franking credits tax offset    | <b>E1</b> | \$ | 3,473.79 |
| No-TFN tax offset                               | <b>E2</b> | \$ |          |
| National rental affordability scheme tax offset | <b>E3</b> | \$ |          |
| Exploration credit tax offset                   | <b>E4</b> | \$ | 0.00     |
| <b>Refundable tax offsets</b>                   |           |    |          |
|   | <b>E</b>  | \$ | 3,473.79 |
| <i>(E1 plus E2 plus E3 plus E4)</i>             |           |    |          |

**#TAX PAYABLE T5** \$ 13,948.99

*(T3 less E – cannot be less than zero)*

**Section 102AAM interest charge**

**G** \$

|           |  |                                   |   |
|-----------|--|-----------------------------------|---|
| <b>H2</b> | Credit for tax withheld – foreign resident withholding (excluding capital gains) | <input type="text"/>              |   |
| <b>H3</b> | Credit for tax withheld – where ABN or TFN not quoted (non-individual)           | <input type="text"/>              |   |
| <b>H5</b> | Credit for TFN amounts withheld from payments from closely held trusts           | <input type="text" value="0.00"/> |   |
| <b>H6</b> | Credit for interest on no-TFN tax offset   | <input type="text"/>              |   |
| <b>H8</b> | Credit for foreign resident capital gains withholding amounts                    | <input type="text" value="0.00"/> |   |
|           | <b>Eligible credits</b>  |                                   |   |
|           | <b>H</b>   | <input type="text"/>              | <i>(H2 plus H3 plus H5 plus H6 plus H8)</i> |

|   |          |                                   |   |
|---|----------|-----------------------------------|---|
| <b>#Tax offset refunds</b><br>(Remainder of refundable tax offsets) | <b>I</b> | <input type="text" value="0.00"/> | <i>(unused amount from label E – an amount must be included even if it is zero)</i> |
|---|----------|-----------------------------------|---|

**PAYG instalments raised**

**K**

**Supervisory levy**

**L**

**Supervisory levy adjustment for wound up funds**

**M**

**Supervisory levy adjustment for new funds**

**N**

|   |          |                                       |  |
|---|----------|---------------------------------------|--|
| <b>AMOUNT DUE OR REFUNDABLE</b><br>A positive amount at <b>S</b> is what you owe, while a negative amount is refundable to you. | <b>S</b> | <input type="text" value="7,421.99"/> | <i>(T5 plus G less H less I less K plus L less M plus N)</i> |
|---|----------|---------------------------------------|--|

#This is a mandatory label.

## Section E: Losses

### 14 Losses

**!** If total loss is greater than \$100,000, complete and attach a *Losses schedule 2023*.

|  |          |                                     |
|--|----------|-------------------------------------|
| Tax losses carried forward to later income years         | <b>U</b> | <input type="text"/>                |
| Net capital losses carried forward to later income years | <b>V</b> | <input type="text" value="18,539"/> |

Section F: **Member information**

**MEMBER 1**

Title: Mr  Mrs  Miss  Ms  Other

Family name **Larder**

First given name **Donna** Other given names

Member's TFN **Provided** Date of birth **Provided**

**Contributions** OPENING ACCOUNT BALANCE \$ **196,016.32**

Refer to instructions for completing these labels.

Employer contributions  
**A** \$ **52,331.25**

ABN of principal employer  
**A1**

Personal contributions  
**B** \$

CGT small business retirement exemption  
**C** \$

CGT small business 15-year exemption amount  
**D** \$

Personal injury election  
**E** \$

Spouse and child contributions  
**F** \$

Other third party contributions  
**G** \$

Proceeds from primary residence disposal  
**H** \$

**H1** Receipt date / /

Assessable foreign superannuation fund amount  
**I** \$

Non-assessable foreign superannuation fund amount  
**J** \$

Transfer from reserve: assessable amount  
**K** \$

Transfer from reserve: non-assessable amount  
**L** \$

Contributions from non-complying funds and previously non-complying funds  
**T** \$

Any other contributions (including Super Co-contributions and Low Income Super Amounts)  
**M** \$

**TOTAL CONTRIBUTIONS N** \$ **52,331.25**  
(Sum of labels **A** to **M**)

**Other transactions**

Accumulation phase account balance  
**S1** \$ **267,158.94**

Retirement phase account balance - Non CDBIS  
**S2** \$ **0.00**

Retirement phase account balance - CDBIS  
**S3** \$ **0.00**

**0** TRIS Count

**CLOSING ACCOUNT BALANCE S** \$ **267,158.94**  
(**S1** plus **S2** plus **S3**)

Allocated earnings or losses  
**O** \$ **18,811.37** Loss

Inward rollovers and transfers  
**P** \$

Outward rollovers and transfers  
**Q** \$

Lump Sum payments  
**R1** \$ Code

Income stream payments  
**R2** \$ Code

Accumulation phase value **X1** \$

Retirement phase value **X2** \$

Outstanding limited recourse borrowing arrangement amount **Y** \$



**MEMBER 2**

Title: Mr  Mrs  Miss  Ms  Other

Family name **Larder**

First given name **John** Other given names

Member's TFN **Provided** Date of birth **Provided**

**Contributions** OPENING ACCOUNT BALANCE \$ **300,883.34**

**!** Refer to instructions for completing these labels.

Employer contributions  
**A \$ 55,197.89**

ABN of principal employer  
**A1**

Personal contributions  
**B \$ 3,646.33**

CGT small business retirement exemption  
**C \$**

CGT small business 15-year exemption amount  
**D \$**

Personal injury election  
**E \$**

Spouse and child contributions  
**F \$**

Other third party contributions  
**G \$**

Proceeds from primary residence disposal  
**H \$**

**H1** Receipt date  /  /

Assessable foreign superannuation fund amount  
**I \$**

Non-assessable foreign superannuation fund amount  
**J \$**

Transfer from reserve: assessable amount  
**K \$**

Transfer from reserve: non-assessable amount  
**L \$**

Contributions from non-complying funds and previously non-complying funds  
**T \$**

Any other contributions (including Super Co-contributions and Low Income Super Amounts)  
**M \$**

**TOTAL CONTRIBUTIONS N \$ 58,844.22**  
(Sum of labels **A** to **M**)

**Other transactions**

Accumulation phase account balance  
**S1 \$ 391,073.11**

Retirement phase account balance - Non CDBIS  
**S2 \$ 0.00**

Retirement phase account balance - CDBIS  
**S3 \$ 0.00**

**1** TRIS Count

**CLOSING ACCOUNT BALANCE S \$ 391,073.11**  
(**S1 plus S2 plus S3**)

Allocated earnings or losses **O \$ 32,215.55**  Loss

Inward rollovers and transfers  
**P \$**

Outward rollovers and transfers  
**Q \$**

Lump Sum payments **R1 \$**  Code

Income stream payments **R2 \$ 870.00**  Code

Accumulation phase value **X1 \$**

Retirement phase value **X2 \$**

Outstanding limited recourse borrowing arrangement amount **Y \$**

**Section H: Assets and liabilities**

**15 ASSETS**

**15a Australian managed investments**

Listed trusts **A** \$ 54,974

Unlisted trusts **B** \$

Insurance policy **C** \$

Other managed investments **D** \$

**15b Australian direct investments**

Cash and term deposits **E** \$ 581,811

|   |  |
|---|--|
| <p><b>Limited recourse borrowing arrangements</b></p> <p>Australian residential real property<br/><b>J1</b> \$ <span style="border: 1px solid black; padding: 2px;"></span></p> <p>Australian non-residential real property<br/><b>J2</b> \$ <span style="border: 1px solid black; padding: 2px;"></span></p> <p>Overseas real property<br/><b>J3</b> \$ <span style="border: 1px solid black; padding: 2px;"></span></p> <p>Australian shares<br/><b>J4</b> \$ <span style="border: 1px solid black; padding: 2px;"></span></p> <p>Overseas shares<br/><b>J5</b> \$ <span style="border: 1px solid black; padding: 2px;"></span></p> <p>Other<br/><b>J6</b> \$ <span style="border: 1px solid black; padding: 2px;"></span></p> <p>Property count<br/><b>J7</b> <span style="border: 1px solid black; padding: 2px;"></span></p> | <p>Debt securities <b>F</b> \$ <span style="border: 1px solid black; padding: 2px;"></span></p> <p>Loans <b>G</b> \$ <span style="border: 1px solid black; padding: 2px;"></span></p> <p>Listed shares <b>H</b> \$ <span style="border: 1px solid black; padding: 2px;">28,983</span></p> <p>Unlisted shares <b>I</b> \$ <span style="border: 1px solid black; padding: 2px;"></span></p> <p>Limited recourse borrowing arrangements <b>J</b> \$ <span style="border: 1px solid black; padding: 2px;"></span></p> <p>Non-residential real property <b>K</b> \$ <span style="border: 1px solid black; padding: 2px;"></span></p> <p>Residential real property <b>L</b> \$ <span style="border: 1px solid black; padding: 2px;"></span></p> <p>Collectables and personal use assets <b>M</b> \$ <span style="border: 1px solid black; padding: 2px;"></span></p> <p>Other assets <b>O</b> \$ <span style="border: 1px solid black; padding: 2px;">1,221</span></p> |
|---|--|

**15c Other investments**

Crypto-Currency **N** \$

**15d Overseas direct investments**

Overseas shares **P** \$ 498

Overseas non-residential real property **Q** \$

Overseas residential real property **R** \$

Overseas managed investments **S** \$

Other overseas assets **T** \$

**TOTAL AUSTRALIAN AND OVERSEAS ASSETS** **U** \$ 667,487  
(Sum of labels **A** to **T**)

**15e In-house assets**

Did the fund have a loan to, lease to or investment in, related parties (known as in-house assets) at the end of the income year? **A** No  Yes  \$

**15f Limited recourse borrowing arrangements**

If the fund had an LRBA were the LRBA borrowings from a licensed financial institution? **A** No  Yes

Did the members or related parties of the fund use personal guarantees or other security for the LRBA? **B** No  Yes

**16 LIABILITIES**

|  |              |  |
|--|--------------|--|
| Borrowings for limited recourse borrowing arrangements   | <b>V1</b> \$ | <input type="text"/>                             |
| Permissible temporary borrowings   | <b>V2</b> \$ | <input type="text"/>                             |
| Other borrowings   | <b>V3</b> \$ | <input type="text"/>                             |
| Borrowings   |              | <b>V</b> \$ <input type="text"/>                 |
| Total member closing account balances (total of all <b>CLOSING ACCOUNT BALANCES</b> from Sections F and G) |              | <b>W</b> \$ <input type="text" value="658,231"/> |
| Reserve accounts   |              | <b>X</b> \$ <input type="text"/>                 |
| Other liabilities  |              | <b>Y</b> \$ <input type="text" value="9,256"/>   |
| <b>TOTAL LIABILITIES</b>   |              | <b>Z</b> \$ <input type="text" value="667,487"/> |

**Section I: Taxation of financial arrangements**

**17 Taxation of financial arrangements (TOFA)**

Total TOFA gains **H** \$

Total TOFA losses **I** \$

**Section J: Other information**

**Family trust election status**

If the trust or fund has made, or is making, a family trust election, write the four-digit **income year specified** of the election (for example, for the 2022–23 income year, write 2023). **A**


If revoking or varying a family trust election, print **R** for revoke or print **V** for variation, and complete and attach the *Family trust election, revocation or variation 2023*. **B**

**Interposed entity election status**

If the trust or fund has an existing election, write the earliest income year specified. If the trust or fund is making one or more elections this year, write the earliest income year being specified and complete an *Interposed entity election or revocation 2023* for each election. **C**

If revoking an interposed entity election, print **R**, and complete and attach the *Interposed entity election or revocation 2023*. **D**

Section K: **Declarations**

 Penalties may be imposed for false or misleading information in addition to penalties relating to any tax shortfalls.

**Important**

Before making this declaration check to ensure that all income has been disclosed and the annual return, all attached schedules and any additional documents are true and correct in every detail. If you leave labels blank, you will have specified a zero amount or the label was not applicable to you. If you are in doubt about any aspect of the annual return, place all the facts before the ATO.

**Privacy**

The ATO is authorised by the *Taxation Administration Act 1953* to request the provision of tax file numbers (TFNs). We will use the TFN to identify the entity in our records. It is not an offence not to provide the TFN. However if you do not provide the TFN, the processing of this form may be delayed.

Taxation law authorises the ATO to collect information and disclose it to other government agencies. For information about your privacy go to [ato.gov.au/privacy](http://ato.gov.au/privacy)

**TRUSTEE'S OR DIRECTOR'S DECLARATION:**

I declare that, the current trustees and directors have authorised this annual return and it is documented as such in the SMSF's records. I have received a copy of the audit report and are aware of any matters raised therein. The information on this annual return, including any attached schedules and additional documentation is true and correct.

Authorised trustee's, director's or public officer's signature

Date  /  /

**Preferred trustee or director contact details:**

Title: Mr  Mrs  Miss  Ms  Other

Family name

First given name

Other given names

Phone number

Email address

Non-individual trustee name (if applicable)

ABN of non-individual trustee

Time taken to prepare and complete this annual return  Hrs

 The Commissioner of Taxation, as Registrar of the Australian Business Register, may use the ABN and business details which you provide on this annual return to maintain the integrity of the register. For further information, refer to the instructions.

**TAX AGENT'S DECLARATION:**

I declare that the *Self-managed superannuation fund annual return 2023* has been prepared in accordance with information provided by the trustees, that the trustees have given me a declaration stating that the information provided to me is true and correct, and that the trustees have authorised me to lodge this annual return.

Tax agent's signature

Date  /  /

**Tax agent's contact details**

Title: Mr  Mrs  Miss  Ms  Other

Family name

First given name

Other given names

Tax agent's practice

Tax agent's phone number

Reference number

Tax agent number

# Capital gains tax (CGT) schedule

# 2023

## When completing this form

- Print clearly, using a black or dark blue pen only.
- Use BLOCK LETTERS and print one character in each box.

S M I T H S T

- Do not use correction fluid or covering stickers.
- Sign next to any corrections with your **full signature** (not initials).

- Use in conjunction with company, trust, fund income tax return or the self-managed superannuation fund annual return.
- Refer to the *Guide to capital gains tax 2023* available on our website at [ato.gov.au](http://ato.gov.au) for instructions on how to complete this schedule.

**Tax file number (TFN)**

- I** We are authorised by law to request your TFN. You do not have to quote your TFN. However, if you don't it could increase the chance of delay or error in processing your form.

**Australian business number (ABN)**

**Taxpayer's name**

## 1 Current year capital gains and capital losses

|   | Capital gain                                    |             | Capital loss                        |
|---|---|-------------|-------------------------------------|
| Shares in companies listed on an Australian securities exchange                                   | <b>A</b> \$ <input type="text" value="10,479"/> | <b>K</b> \$ | <input type="text" value="7,768"/>  |
| Other shares  | <b>B</b> \$ <input type="text"/>                | <b>L</b> \$ | <input type="text"/>                |
| Units in unit trusts listed on an Australian securities exchange                                  | <b>C</b> \$ <input type="text" value="1,807"/>  | <b>M</b> \$ | <input type="text" value="23,056"/> |
| Other units   | <b>D</b> \$ <input type="text"/>                | <b>N</b> \$ | <input type="text"/>                |
| Real estate situated in Australia   | <b>E</b> \$ <input type="text"/>                | <b>O</b> \$ | <input type="text"/>                |
| Other real estate   | <b>F</b> \$ <input type="text"/>                | <b>P</b> \$ | <input type="text"/>                |
| Amount of capital gains from a trust (including a managed fund)                                   | <b>G</b> \$ <input type="text"/>                |             |                                     |
| Collectables  | <b>H</b> \$ <input type="text"/>                | <b>Q</b> \$ | <input type="text"/>                |
| Other CGT assets and any other CGT events   | <b>I</b> \$ <input type="text"/>                | <b>R</b> \$ | <input type="text"/>                |
| Amount of capital gain previously deferred under transitional CGT relief for superannuation funds | <b>S</b> \$ <input type="text" value="0"/>      |             |                                     |
| <b>Total current year capital gains</b>   | <b>J</b> \$ <input type="text" value="12,286"/> |             |                                     |

Add the amounts at labels **K** to **R** and write the total in item 2 label **A** – **Total current year capital losses**.

Tax File Number **2 Capital losses**Total current year capital losses **A** \$ Total current year capital losses applied **B** \$ Total prior year net capital losses applied **C** \$ Total capital losses transferred in applied  
(only for transfers involving a foreign bank branch or  
permanent establishment of a foreign financial entity) **D** \$ Total capital losses applied **E** \$ Add amounts at **B**, **C** and **D**.**3 Unapplied net capital losses carried forward**Net capital losses from collectables carried forward to later income years **A** \$ Other net capital losses carried forward to later income years **B** \$ Add amounts at **A** and **B** and transfer the total  
to label **V** – **Net capital losses carried forward**  
to later income years on your tax return.**4 CGT discount**Total CGT discount applied **A** \$ **5 CGT concessions for small business**Small business active asset reduction **A** \$ Small business retirement exemption **B** \$ Small business rollover **C** \$ Total small business concessions applied **D** \$ **6 Net capital gain**Net capital gain **A** \$ **1J** less **2E** less **4A** less **5D** (cannot be less than  
zero). Transfer the amount at **A** to label **A** – **Net**  
**capital gain** on your tax return.

Tax File Number

**7 Earnout arrangements**

Are you a party to an earnout arrangement? **A** Yes, as a buyer  Yes, as a seller  No   
 (Print  in the appropriate box.)

**!** If you are a party to more than one earnout arrangement, copy and attach a separate sheet to this schedule providing the details requested here for each additional earnout arrangement.

How many years does the earnout arrangement run for? **B**

What year of that arrangement are you in? **C**

If you are the seller, what is the total estimated capital proceeds from the earnout arrangement? **D** \$

Amount of any capital gain or loss you made under your non-qualifying arrangement in the income year. **E** \$  /  <sup>LOSS</sup>

**!** **Request for amendment**

If you received or provided a financial benefit under a look-through earnout right created in an earlier income year and you wish to seek an amendment to that earlier income year, complete the following:

Income year earnout right created **F**

Amended net capital gain or capital losses carried forward **G** \$  /  <sup>LOSS</sup>

**8 Other CGT information required (if applicable)**

Small business 15 year exemption – exempt capital gains **A** \$  /  <sup>CODE</sup>

Capital gains disregarded by a foreign resident **B** \$

Capital gains disregarded as a result of a scrip for scrip rollover **C** \$

Capital gains disregarded as a result of an inter-company asset rollover **D** \$

Capital gains disregarded by a demerging entity **E** \$

Tax File Number 

## Taxpayer's declaration

**!** If the schedule is not lodged with the income tax return you are required to sign and date the schedule.

### Important

Before making this declaration check to ensure that all the information required has been provided on this form and any attachments to this form, and that the information provided is true and correct in every detail. If you are in doubt about any aspect of the tax return, place all the facts before the ATO. The income tax law imposes heavy penalties for false or misleading statements.

### Privacy

Taxation law authorises the ATO to collect information and disclose it to other government agencies. This includes personal information of the person authorised to sign the declaration. For information about your privacy go to [ato.gov.au/privacy](http://ato.gov.au/privacy)

*I declare that the information on this form is true and correct.*

Signature

Date

|                      |                      |                      |
|----------------------|----------------------|----------------------|
| Day                  | Month                | Year                 |
| <input type="text"/> | <input type="text"/> | <input type="text"/> |

Contact name

John Larder

Daytime contact number (include area code)



## Losses schedule

# 2023

Companies and trusts that do not join consolidated groups should complete and attach this schedule to their 2023 tax return. Superannuation funds should complete and attach this schedule to their 2023 tax return.

Print neatly in BLOCK LETTERS with a black or blue ballpoint pen only. Print one letter or number in each box. Do not use correction fluid or tape.

Place  in all applicable boxes.

Refer to *Losses schedule instructions 2023*, available on our website [ato.gov.au](http://ato.gov.au) for instructions on how to complete this schedule.

Tax file number (TFN)

Provided

Name of entity

John & Donna Larder Superannuation Fund

Australian business number

74024412510

### Part A – Losses carried forward to the 2023–24 income year – excludes film losses

#### 1 Tax losses carried forward to later income years

| Year of loss                        |                               |
|-------------------------------------|-------------------------------|
| 2022–23                             | <b>B</b> <input type="text"/> |
| 2021–22                             | <b>C</b> <input type="text"/> |
| 2020–21                             | <b>D</b> <input type="text"/> |
| 2019–20                             | <b>E</b> <input type="text"/> |
| 2018–19                             | <b>F</b> <input type="text"/> |
| 2017–18 and earlier<br>income years | <b>G</b> <input type="text"/> |
| <b>Total</b>                        | <b>U</b> <input type="text"/> |

Transfer the amount at **U** to the **Tax losses carried forward to later income years** label on your tax return.

#### 2 Net capital losses carried forward to later income years

| Year of loss                        |  |
|-------------------------------------|--|
| 2022–23                             | <b>H</b> <input type="text" value="18,539"/> |
| 2021–22                             | <b>I</b> <input type="text"/>                |
| 2020–21                             | <b>J</b> <input type="text"/>                |
| 2019–20                             | <b>K</b> <input type="text"/>                |
| 2018–19                             | <b>L</b> <input type="text"/>                |
| 2017–18 and earlier<br>income years | <b>M</b> <input type="text"/>                |
| <b>Total</b>                        | <b>V</b> <input type="text" value="18,539"/> |

Transfer the amount at **V** to the **Net capital losses carried forward to later income years** label on your tax return.

Tax File Number **Part B – Ownership and business continuity test** – company and listed widely held trust only

Complete item 3 of **Part B** if a loss is being carried forward to later income years and the business continuity test has to be satisfied in relation to that loss.

Do not complete items 1 or 2 of **Part B** if, in the 2022–23 income year, no loss has been claimed as a deduction, applied against a net capital gain or, in the case of companies, losses have not been transferred in or out.

**1 Whether continuity of majority ownership test passed**

**Note:** If the entity has deducted, applied, transferred in or transferred out (as applicable) in the 2022–23 income year a loss incurred in any of the listed years, print **X** in the **Yes** or **No** box to indicate whether the entity has satisfied the continuity of majority ownership test in respect of that loss.

| Year of loss                        |          | Yes                      | No                       |
|-------------------------------------|----------|--------------------------|--------------------------|
| 2022–23                             | <b>A</b> | <input type="checkbox"/> | <input type="checkbox"/> |
| 2021–22                             | <b>B</b> | <input type="checkbox"/> | <input type="checkbox"/> |
| 2020–21                             | <b>C</b> | <input type="checkbox"/> | <input type="checkbox"/> |
| 2019–20                             | <b>D</b> | <input type="checkbox"/> | <input type="checkbox"/> |
| 2018–19                             | <b>E</b> | <input type="checkbox"/> | <input type="checkbox"/> |
| 2017–18 and earlier<br>income years | <b>F</b> | <input type="checkbox"/> | <input type="checkbox"/> |

**2 Amount of losses deducted/applied for which the continuity of majority ownership test is not passed but the business continuity test is satisfied** – excludes film losses

|                    |          |                      |
|--------------------|----------|----------------------|
| Tax losses         | <b>G</b> | <input type="text"/> |
| Net capital losses | <b>H</b> | <input type="text"/> |

**3 Losses carried forward for which the business continuity test must be satisfied before they can be deducted/applied in later years** – excludes film losses

|                    |          |                      |
|--------------------|----------|----------------------|
| Tax losses         | <b>I</b> | <input type="text"/> |
| Net capital losses | <b>J</b> | <input type="text"/> |

**4 Do current year loss provisions apply?**

Is the company required to calculate its taxable income or tax loss for the year under Subdivision 165-B or its net capital gain or net capital loss for the year under Subdivision 165-CB of the *Income Tax Assessment Act 1997* (ITAA 1997)?

**K** Yes  No

**Part C – Unrealised losses** – company only

**Note:** These questions relate to the operation of Subdivision 165-CC of ITAA 1997.

Has a changeover time occurred in relation to the company after 1.00pm by legal time in the Australian Capital Territory on 11 November 1999?

**L** Yes  No

If you printed **X** in the **No** box at **L**, do not complete **M**, **N** or **O**.

At the changeover time did the company satisfy the maximum net asset value test under section 152-15 of ITAA 1997?

**M** Yes  No

If you printed **X** in the **No** box at **M**, has the company determined it had an unrealised net loss at the changeover time?

**N** Yes  No

If you printed **X** in the **Yes** box at **N**, what was the amount of unrealised net loss calculated under section 165-115E of ITAA 1997?

**O**

Tax File Number **Part D – Life insurance companies**Complying superannuation class tax losses carried forward to later income years **P** Complying superannuation net capital losses carried forward to later income years **Q** **Part E – Controlled foreign company losses**Current year CFC losses **M** CFC losses deducted **N** CFC losses carried forward **O** **Part F – Tax losses reconciliation statement**Balance of tax losses brought forward from the prior income year **A** **ADD** Uplift of tax losses of designated infrastructure project entities **B** **SUBTRACT** Net forgiven amount of debt **C** **ADD** Tax loss incurred (if any) during current year **D** **ADD** Tax loss amount from conversion of excess franking offsets **E** **SUBTRACT** Net exempt income **F** **SUBTRACT** Tax losses forgone **G** **SUBTRACT** Tax losses deducted **H** **SUBTRACT** Tax losses transferred out under Subdivision 170-A  
(only for transfers involving a foreign bank branch or a PE of a foreign financial entity) **I** Total tax losses carried forward to later income years **J**

Tax File Number

If the schedule is not lodged with the income tax return you are required to sign and date the schedule.

**Important**

Before making this declaration check to ensure that all the information required has been provided on this form and any attachments to this form, and that the information provided is true and correct in every detail. If you are in doubt about any aspect of the tax return, place all the facts before the ATO. The income tax law imposes heavy penalties for false or misleading statements.

**Privacy**

Taxation law authorises the ATO to collect information and disclose it to other government agencies. This includes personal information of the person authorised to sign the declaration. For information about your privacy go to [ato.gov.au/privacy](http://ato.gov.au/privacy)

**Taxpayer's declaration**

*I declare that the information on this form is true and correct.*

Signature

Date  /  /

Contact person

Daytime contact number (include area code)

# John & Donna Larder Superannuation Fund

## General Ledger

As at 30 June 2023

| Transaction Date   | Description  | Units | Debit       | Credit          | Balance \$         |
|--|--|-------|-------------|-----------------|--------------------|
| <b>Distributions Received (23800)</b>                                  |  |       |             |                 |                    |
| <u>Betashares Global Banks Etf - Currency Hedged (BNKS.AX)</u>         |  |       |             |                 |                    |
| 18/01/2023   | DIVIDEND FROM BNKS DST 001288200919 [System Matched Income Data]                             |       |             | 941.13          | 941.13 CR          |
| 30/06/2023   | BNKS.AX - Betashares Global Banks Etf - Currency Hedged - Generate Tax Data - 30/06/2023     |       |             |                 | 941.13 CR          |
|  |  |       | <b>0.00</b> | <b>941.13</b>   | <b>941.13 CR</b>   |
| <u>Ishares S&amp;p/asx Div Opportunities Esg Screened Etf (IHD.AX)</u> |  |       |             |                 |                    |
| 19/10/2022   | DIVIDEND FROM IHD PAYMENT OCT22/00804421 [System Matched Income Data]                        |       |             | 1,439.41        | 1,439.41 CR        |
| 18/01/2023   | DIVIDEND FROM IHD PAYMENT JAN23/00804362 [System Matched Income Data]                        |       |             | 272.63          | 1,712.04 CR        |
| 20/04/2023   | DIVIDEND FROM IHD PAYMENT APR23/00804251 [System Matched Income Data]                        |       |             | 897.87          | 2,609.91 CR        |
| 30/06/2023   | IHD.AX - Ishares S&p/asx Div Opportunities Esg Screened Etf - Generate Tax Data - 30/06/2023 |       |             |                 | 2,609.91 CR        |
|  |  |       | <b>0.00</b> | <b>2,609.91</b> | <b>2,609.91 CR</b> |
| <u>Ishares Core S&amp;p/asx 200 Etf (IOZ.AX)</u>                       |  |       |             |                 |                    |
| 19/10/2022   | DIVIDEND FROM IOZ PAYMENT OCT22/00874719 [System Matched Income Data]                        |       |             | 2,492.84        | 2,492.84 CR        |
| 18/01/2023   | DIVIDEND FROM IOZ PAYMENT JAN23/00872975 [System Matched Income Data]                        |       |             | 762.51          | 3,255.35 CR        |
| 20/04/2023   | DIVIDEND FROM IOZ PAYMENT APR23/00871436 [System Matched Income Data]                        |       |             | 1,510.66        | 4,766.01 CR        |
| 30/06/2023   | IOZ.AX - Ishares Core S&p/asx 200 Etf - Generate Tax Data - 30/06/2023                       |       |             |                 | 4,766.01 CR        |
| 30/06/2023   | IOZ.AX Year End Accrual  |       |             | 0.01            | 4,766.02 CR        |
| 30/06/2023   | IOZ.AX - Ishares Core S&p/asx 200 Etf - Generate Tax Data - 30/06/2023                       |       |             |                 | 4,766.02 CR        |
|  |  |       | <b>0.00</b> | <b>4,766.02</b> | <b>4,766.02 CR</b> |
| <u>Betashares Nasdaq 100 Etf (NDQ.AX1)</u>                             |  |       |             |                 |                    |
| 18/01/2023   | DIVIDEND FROM NDQ DST 001288578437 [System Matched Income Data]                              |       |             | 48.40           | 48.40 CR           |
| 30/06/2023   | Distribution Receivable - BETASHARES NASDAQ 100 ETF  |       |             | 1,220.99        | 1,269.39 CR        |
| 30/06/2023   | NDQ.AX1 - Betashares Nasdaq 100 Etf - Generate Tax Data - 30/06/2023                         |       |             |                 | 1,269.39 CR        |
|  |  |       | <b>0.00</b> | <b>1,269.39</b> | <b>1,269.39 CR</b> |
| <u>Vanguard Ftse Emerging Markets Shares Etf (VGE.AX)</u>              |  |       |             |                 |                    |
| 18/10/2022   | DIVIDEND FROM VGE PAYMENT OCT22/00813808 [System Matched Income Data]                        |       |             | 438.81          | 438.81 CR          |
| 18/01/2023   | DIVIDEND FROM VGE PAYMENT JAN23/00813067 [System Matched Income Data]                        |       |             | 541.37          | 980.18 CR          |
| 20/04/2023   | DIVIDEND FROM VGE PAYMENT APR23/00812778 [System Matched Income Data]                        |       |             | 30.31           | 1,010.49 CR        |
| 30/06/2023   | VGE.AX - Vanguard Ftse Emerging Markets Shares Etf - Generate Tax Data - 30/06/2023          |       |             |                 | 1,010.49 CR        |
|  |  |       | <b>0.00</b> | <b>1,010.49</b> | <b>1,010.49 CR</b> |

## John & Donna Larder Superannuation Fund

# General Ledger

As at 30 June 2023

| Transaction Date   | Description  | Units | Debit       | Credit        | Balance \$       |
|--|--|-------|-------------|---------------|------------------|
| <u>Vanguard Msci Index International Shares Etf (VGS.AX)</u> |  |       |             |               |                  |
| 18/10/2022   | DIVIDEND FROM VGS PAYMENT<br>OCT22/00859252 [System Matched Income Data]               |       |             | 346.24        | 346.24 CR        |
| 18/01/2023   | DIVIDEND FROM VGS PAYMENT<br>JAN23/00857487 [System Matched Income Data]               |       |             | 301.64        | 647.88 CR        |
| 20/04/2023   | DIVIDEND FROM VGS PAYMENT<br>APR23/00856617 [System Matched Income Data]               |       |             | 222.87        | 870.75 CR        |
| 30/06/2023   | VGS.AX - Vanguard Msci Index International Shares Etf - Generate Tax Data - 30/06/2023 |       |             |               | 870.75 CR        |
|  |  |       | <b>0.00</b> | <b>870.75</b> | <b>870.75 CR</b> |
| <b>Dividends Received (23900)</b>                            |  |       |             |               |                  |
| <u>Australian Finance Group Ltd (AFG.AX)</u>                 |  |       |             |               |                  |
| 21/09/2022   | DIVIDEND FROM AFG FNL DIV<br>001283810073 [System Matched Income Data]                 |       |             | 252.86        | 252.86 CR        |
| 23/03/2023   | DIVIDEND FROM AFG ITM DIV<br>001293922277 [System Matched Income Data]                 |       |             | 173.84        | 426.70 CR        |
|  |  |       |             | <b>426.70</b> | <b>426.70 CR</b> |
| <u>Lovisa Holdings Limited (LOV.AX)</u>                      |  |       |             |               |                  |
| 20/10/2022   | DIVIDEND FROM LOV FNL DIV<br>001285228593 [System Matched Income Data]                 |       |             | 138.38        | 138.38 CR        |
| 20/04/2023   | DIVIDEND FROM LOV DIV 001295006543<br>[System Matched Income Data]                     |       |             | 142.12        | 280.50 CR        |
|  |  |       |             | <b>280.50</b> | <b>280.50 CR</b> |
| <u>Pilbara Minerals Limited (PLS.AX)</u>                     |  |       |             |               |                  |
| 24/03/2023   | DIVIDEND FROM PLS PAYMENT<br>MAR23/00882581 [System Matched Income Data]               |       |             | 114.07        | 114.07 CR        |
|  |  |       |             | <b>114.07</b> | <b>114.07 CR</b> |
| <u>Peoplein Limited (PPE.AX)</u>                             |  |       |             |               |                  |
| 24/03/2023   | DIVIDEND FROM PPE INTERIM DIV<br>001291786674 [System Matched Income Data]             |       |             | 96.25         | 96.25 CR         |
|  |  |       |             | <b>96.25</b>  | <b>96.25 CR</b>  |
| <u>South32 Limited (S32.AX)</u>                              |  |       |             |               |                  |
| 06/04/2023   | DIVIDEND FROM SOUTH32 DIVIDEND<br>AI013/01045983 [System Matched Income Data]          |       |             | 128.07        | 128.07 CR        |
|  |  |       |             | <b>128.07</b> | <b>128.07 CR</b> |
| <u>Santos Limited (STO.AX)</u>                               |  |       |             |               |                  |
| 29/03/2023   | DIVIDEND FROM SANTOS DIVIDEND<br>AUS22/00964257  |       |             | 229.90        | 229.90 CR        |
|  |  |       |             | <b>229.90</b> | <b>229.90 CR</b> |
| <u>Tabcorp Holdings Limited (TAH.AX)</u>                     |  |       |             |               |                  |
| 23/09/2022   | DIVIDEND FROM TAH FNL DIV<br>001282696212 [System Matched Income Data]                 |       |             | 251.16        | 251.16 CR        |
| 21/03/2023   | DIVIDEND FROM TAH DIV 001291755579   |       |             | 119.45        | 370.61 CR        |
|  |  |       |             | <b>370.61</b> | <b>370.61 CR</b> |
| <b>Contributions (24200)</b>                                 |  |       |             |               |                  |
|  | (Contributions) Larder, Donna - Accumulation (LARDON00001A)                            |       |             |               |                  |

**John & Donna Larder Superannuation Fund**

**General Ledger**

As at 30 June 2023

| Transaction Date | Description  | Units | Debit | Credit | Balance \$  |
|------------------|--|-------|-------|--------|-------------|
| 01/07/2022       | ANZ INTERNET BANKING FUNDS TFER TRANSFER 803950 FROM 351043707                               |       |       | 78.75  | 78.75 CR    |
| 01/07/2022       | ANZ INTERNET BANKING FUNDS TFER TRANSFER 804036 FROM 351043707                               |       |       | 500.00 | 578.75 CR   |
| 08/07/2022       | ANZ INTERNET BANKING FUNDS TFER TRANSFER 281952 FROM 351043707                               |       |       | 78.75  | 657.50 CR   |
| 08/07/2022       | ANZ INTERNET BANKING FUNDS TFER TRANSFER 281939 FROM 351043707                               |       |       | 500.00 | 1,157.50 CR |
| 15/07/2022       | ANZ INTERNET BANKING FUNDS TFER TRANSFER 976370 FROM 351043707                               |       |       | 78.75  | 1,236.25 CR |
| 15/07/2022       | ANZ INTERNET BANKING FUNDS TFER TRANSFER 976432 FROM 351043707                               |       |       | 500.00 | 1,736.25 CR |
| 22/07/2022       | ANZ INTERNET BANKING FUNDS TFER TRANSFER 678353 FROM 351043707                               |       |       | 78.75  | 1,815.00 CR |
| 22/07/2022       | ANZ INTERNET BANKING FUNDS TFER TRANSFER 678565 FROM 351043707                               |       |       | 500.00 | 2,315.00 CR |
| 29/07/2022       | ANZ INTERNET BANKING FUNDS TFER TRANSFER 370556 FROM 351043707                               |       |       | 78.75  | 2,393.75 CR |
| 29/07/2022       | ANZ INTERNET BANKING FUNDS TFER TRANSFER 370668 FROM 351043707                               |       |       | 500.00 | 2,893.75 CR |
| 05/08/2022       | ANZ INTERNET BANKING FUNDS TFER TRANSFER 997894 FROM 351043707                               |       |       | 78.75  | 2,972.50 CR |
| 05/08/2022       | ANZ INTERNET BANKING FUNDS TFER TRANSFER 997900 FROM 351043707                               |       |       | 500.00 | 3,472.50 CR |
| 12/08/2022       | ANZ INTERNET BANKING FUNDS TFER TRANSFER 817654 FROM 351043707                               |       |       | 78.75  | 3,551.25 CR |
| 12/08/2022       | ANZ INTERNET BANKING FUNDS TFER TRANSFER 817758 FROM 351043707                               |       |       | 500.00 | 4,051.25 CR |
| 19/08/2022       | ANZ INTERNET BANKING FUNDS TFER TRANSFER 421478 FROM 351043707                               |       |       | 78.75  | 4,130.00 CR |
| 19/08/2022       | ANZ INTERNET BANKING FUNDS TFER TRANSFER 421481 FROM 351043707                               |       |       | 500.00 | 4,630.00 CR |
| 26/08/2022       | ANZ INTERNET BANKING FUNDS TFER TRANSFER 370458 FROM 351043707                               |       |       | 78.75  | 4,708.75 CR |
| 26/08/2022       | ANZ INTERNET BANKING FUNDS TFER TRANSFER 370551 FROM 351043707                               |       |       | 500.00 | 5,208.75 CR |
| 02/09/2022       | ANZ INTERNET BANKING FUNDS TFER TRANSFER 939387 FROM 351043707                               |       |       | 78.75  | 5,287.50 CR |
| 02/09/2022       | ANZ INTERNET BANKING FUNDS TFER TRANSFER 939360 FROM 351043707                               |       |       | 500.00 | 5,787.50 CR |
| 09/09/2022       | ANZ INTERNET BANKING FUNDS TFER TRANSFER 901959 FROM 351043707                               |       |       | 78.75  | 5,866.25 CR |
| 09/09/2022       | ANZ INTERNET BANKING FUNDS TFER TRANSFER 902062 FROM 351043707                               |       |       | 500.00 | 6,366.25 CR |
| 16/09/2022       | ANZ INTERNET BANKING FUNDS TFER TRANSFER 756710 FROM 351043707                               |       |       | 78.75  | 6,445.00 CR |
| 16/09/2022       | ANZ INTERNET BANKING FUNDS TFER TRANSFER 756829 FROM 351043707                               |       |       | 500.00 | 6,945.00 CR |
| 26/09/2022       | ANZ INTERNET BANKING FUNDS TFER TRANSFER 488032 FROM 351043707<br>EFFECTIVE DATE 24 SEP 2022 |       |       | 78.75  | 7,023.75 CR |
| 26/09/2022       | ANZ INTERNET BANKING FUNDS TFER TRANSFER 488081 FROM 351043707<br>EFFECTIVE DATE 24 SEP 2022 |       |       | 500.00 | 7,523.75 CR |
| 30/09/2022       | ANZ INTERNET BANKING FUNDS TFER TRANSFER 727482 FROM 351043707                               |       |       | 78.75  | 7,602.50 CR |
| 30/09/2022       | ANZ INTERNET BANKING FUNDS TFER TRANSFER 727564 FROM 351043707                               |       |       | 500.00 | 8,102.50 CR |
| 07/10/2022       | ANZ INTERNET BANKING FUNDS TFER TRANSFER 601731 FROM 351043707                               |       |       | 78.75  | 8,181.25 CR |
| 07/10/2022       | ANZ INTERNET BANKING FUNDS TFER TRANSFER 601817 FROM 351043707                               |       |       | 500.00 | 8,681.25 CR |
| 14/10/2022       | ANZ INTERNET BANKING FUNDS TFER TRANSFER 356168 FROM 351043707                               |       |       | 78.75  | 8,760.00 CR |
| 14/10/2022       | ANZ INTERNET BANKING FUNDS TFER TRANSFER 356260 FROM 351043707                               |       |       | 500.00 | 9,260.00 CR |
| 21/10/2022       | ANZ INTERNET BANKING FUNDS TFER TRANSFER 784372 FROM 351043707                               |       |       | 78.75  | 9,338.75 CR |
| 21/10/2022       | ANZ INTERNET BANKING FUNDS TFER TRANSFER 784381 FROM 351043707                               |       |       | 500.00 | 9,838.75 CR |

## John & Donna Larder Superannuation Fund

# General Ledger

As at 30 June 2023

| Transaction Date | Description  | Units | Debit | Credit | Balance \$   |
|------------------|--|-------|-------|--------|--------------|
| 28/10/2022       | ANZ INTERNET BANKING FUNDS TFER TRANSFER 464853 FROM 351043707 |       |       | 78.75  | 9,917.50 CR  |
| 28/10/2022       | ANZ INTERNET BANKING FUNDS TFER TRANSFER 464858 FROM 351043707 |       |       | 500.00 | 10,417.50 CR |
| 04/11/2022       | ANZ INTERNET BANKING FUNDS TFER TRANSFER 655851 FROM 351043707 |       |       | 78.75  | 10,496.25 CR |
| 04/11/2022       | ANZ INTERNET BANKING FUNDS TFER TRANSFER 656028 FROM 351043707 |       |       | 500.00 | 10,996.25 CR |
| 11/11/2022       | ANZ INTERNET BANKING FUNDS TFER TRANSFER 494872 FROM 351043707 |       |       | 78.75  | 11,075.00 CR |
| 11/11/2022       | ANZ INTERNET BANKING FUNDS TFER TRANSFER 494963 FROM 351043707 |       |       | 500.00 | 11,575.00 CR |
| 18/11/2022       | ANZ INTERNET BANKING FUNDS TFER TRANSFER 171673 FROM 351043707 |       |       | 78.75  | 11,653.75 CR |
| 18/11/2022       | ANZ INTERNET BANKING FUNDS TFER TRANSFER 171904 FROM 351043707 |       |       | 500.00 | 12,153.75 CR |
| 25/11/2022       | ANZ INTERNET BANKING FUNDS TFER TRANSFER 552953 FROM 351043707 |       |       | 78.75  | 12,232.50 CR |
| 25/11/2022       | ANZ INTERNET BANKING FUNDS TFER TRANSFER 552962 FROM 351043707 |       |       | 500.00 | 12,732.50 CR |
| 02/12/2022       | ANZ INTERNET BANKING FUNDS TFER TRANSFER 975068 FROM 351043707 |       |       | 78.75  | 12,811.25 CR |
| 02/12/2022       | ANZ INTERNET BANKING FUNDS TFER TRANSFER 975167 FROM 351043707 |       |       | 500.00 | 13,311.25 CR |
| 09/12/2022       | ANZ INTERNET BANKING FUNDS TFER TRANSFER 696580 FROM 351043707 |       |       | 78.75  | 13,390.00 CR |
| 09/12/2022       | ANZ INTERNET BANKING FUNDS TFER TRANSFER 696675 FROM 351043707 |       |       | 500.00 | 13,890.00 CR |
| 16/12/2022       | ANZ INTERNET BANKING FUNDS TFER TRANSFER 786265 FROM 351043707 |       |       | 78.75  | 13,968.75 CR |
| 16/12/2022       | ANZ INTERNET BANKING FUNDS TFER TRANSFER 786350 FROM 351043707 |       |       | 500.00 | 14,468.75 CR |
| 23/12/2022       | ANZ INTERNET BANKING FUNDS TFER TRANSFER 623437 FROM 351043707 |       |       | 78.75  | 14,547.50 CR |
| 23/12/2022       | ANZ INTERNET BANKING FUNDS TFER TRANSFER 623547 FROM 351043707 |       |       | 500.00 | 15,047.50 CR |
| 30/12/2022       | ANZ INTERNET BANKING FUNDS TFER TRANSFER 503759 FROM 351043707 |       |       | 78.75  | 15,126.25 CR |
| 13/01/2023       | ANZ INTERNET BANKING FUNDS TFER TRANSFER 106212 FROM 351043707 |       |       | 78.75  | 15,205.00 CR |
| 13/01/2023       | ANZ INTERNET BANKING FUNDS TFER TRANSFER 104530 FROM 351043707 |       |       | 78.75  | 15,283.75 CR |
| 20/01/2023       | ANZ INTERNET BANKING FUNDS TFER TRANSFER 771305 FROM 351043707 |       |       | 78.75  | 15,362.50 CR |
| 27/01/2023       | ANZ INTERNET BANKING FUNDS TFER TRANSFER 263954 FROM 351043707 |       |       | 78.75  | 15,441.25 CR |
| 03/02/2023       | ANZ INTERNET BANKING FUNDS TFER TRANSFER 178406 FROM 351043707 |       |       | 78.75  | 15,520.00 CR |
| 10/02/2023       | ANZ INTERNET BANKING FUNDS TFER TRANSFER 486211 FROM 351043707 |       |       | 78.75  | 15,598.75 CR |
| 17/02/2023       | ANZ INTERNET BANKING FUNDS TFER TRANSFER 644441 FROM 351043707 |       |       | 78.75  | 15,677.50 CR |
| 24/02/2023       | ANZ INTERNET BANKING FUNDS TFER TRANSFER 337615 FROM 351043707 |       |       | 78.75  | 15,756.25 CR |
| 03/03/2023       | ANZ INTERNET BANKING FUNDS TFER TRANSFER 555575 FROM 351043707 |       |       | 78.75  | 15,835.00 CR |
| 10/03/2023       | ANZ INTERNET BANKING FUNDS TFER TRANSFER 448442 FROM 351043707 |       |       | 78.75  | 15,913.75 CR |
| 10/03/2023       | ANZ INTERNET BANKING FUNDS TFER TRANSFER 448544 FROM 351043707 |       |       | 500.00 | 16,413.75 CR |
| 17/03/2023       | ANZ INTERNET BANKING FUNDS TFER TRANSFER 928492 FROM 351043707 |       |       | 78.75  | 16,492.50 CR |
| 17/03/2023       | ANZ INTERNET BANKING FUNDS TFER TRANSFER 928539 FROM 351043707 |       |       | 500.00 | 16,992.50 CR |
| 23/03/2023       | ANZ INTERNET BANKING FUNDS TFER TRANSFER 852105 FROM 351043707 |       |       | 78.75  | 17,071.25 CR |
| 23/03/2023       | ANZ INTERNET BANKING FUNDS TFER TRANSFER 852141 FROM 351043707 |       |       | 500.00 | 17,571.25 CR |
| 24/03/2023       | CARD ENTRY AT ANZ STRATHPINE BRANCH                            |       |       | 157.50 | 17,728.75 CR |



## John & Donna Larder Superannuation Fund

# General Ledger

As at 30 June 2023

| Transaction Date  | Description  | Units | Debit | Credit           | Balance \$          |
|---|--|-------|-------|------------------|---------------------|
| 31/03/2023  | ANZ INTERNET BANKING FUNDS TFER TRANSFER 321030 FROM 351043707                               |       |       | 78.75            | 17,807.50 CR        |
| 31/03/2023  | ANZ INTERNET BANKING FUNDS TFER TRANSFER 321106 FROM 351043707                               |       |       | 500.00           | 18,307.50 CR        |
| 11/04/2023  | ANZ INTERNET BANKING FUNDS TFER TRANSFER 370066 FROM 351043707                               |       |       | 78.75            | 18,386.25 CR        |
| 11/04/2023  | EFFECTIVE DATE 07 APR 2023<br>ANZ INTERNET BANKING FUNDS TFER TRANSFER 370081 FROM 351043707 |       |       | 500.00           | 18,886.25 CR        |
| 14/04/2023  | EFFECTIVE DATE 07 APR 2023<br>ANZ INTERNET BANKING FUNDS TFER TRANSFER 659858 FROM 351043707 |       |       | 78.75            | 18,965.00 CR        |
| 14/04/2023  | ANZ INTERNET BANKING FUNDS TFER TRANSFER 659968 FROM 351043707                               |       |       | 500.00           | 19,465.00 CR        |
| 21/04/2023  | ANZ INTERNET BANKING FUNDS TFER TRANSFER 497881 FROM 351043707                               |       |       | 78.75            | 19,543.75 CR        |
| 21/04/2023  | ANZ INTERNET BANKING FUNDS TFER TRANSFER 498144 FROM 351043707                               |       |       | 500.00           | 20,043.75 CR        |
| 28/04/2023  | ANZ INTERNET BANKING FUNDS TFER TRANSFER 990402 FROM 351043707                               |       |       | 78.75            | 20,122.50 CR        |
| 28/04/2023  | ANZ INTERNET BANKING FUNDS TFER TRANSFER 990474 FROM 351043707                               |       |       | 500.00           | 20,622.50 CR        |
| 05/05/2023  | ANZ INTERNET BANKING FUNDS TFER TRANSFER 156234 FROM 351043707                               |       |       | 78.75            | 20,701.25 CR        |
| 05/05/2023  | ANZ INTERNET BANKING FUNDS TFER TRANSFER 156292 FROM 351043707                               |       |       | 500.00           | 21,201.25 CR        |
| 15/05/2023  | ANZ INTERNET BANKING FUNDS TFER TRANSFER 311323 FROM 351043707                               |       |       | 78.75            | 21,280.00 CR        |
| 15/05/2023  | EFFECTIVE DATE 13 MAY 2023<br>ANZ INTERNET BANKING FUNDS TFER TRANSFER 311399 FROM 351043707 |       |       | 500.00           | 21,780.00 CR        |
| 19/05/2023  | EFFECTIVE DATE 13 MAY 2023<br>ANZ INTERNET BANKING FUNDS TFER TRANSFER 734208 FROM 351043707 |       |       | 78.75            | 21,858.75 CR        |
| 19/05/2023  | ANZ INTERNET BANKING FUNDS TFER TRANSFER 734324 FROM 351043707                               |       |       | 500.00           | 22,358.75 CR        |
| 26/05/2023  | ANZ INTERNET BANKING FUNDS TFER TRANSFER 317138 FROM 351043707                               |       |       | 78.75            | 22,437.50 CR        |
| 26/05/2023  | ANZ INTERNET BANKING FUNDS TFER TRANSFER 317460 FROM 351043707                               |       |       | 500.00           | 22,937.50 CR        |
| 02/06/2023  | ANZ INTERNET BANKING FUNDS TFER TRANSFER 181079 FROM 351043707                               |       |       | 78.75            | 23,016.25 CR        |
| 02/06/2023  | ANZ INTERNET BANKING FUNDS TFER TRANSFER 181088 FROM 351043707                               |       |       | 500.00           | 23,516.25 CR        |
| 09/06/2023  | ANZ INTERNET BANKING FUNDS TFER TRANSFER 876138 FROM 351043707                               |       |       | 78.75            | 23,595.00 CR        |
| 09/06/2023  | ANZ INTERNET BANKING FUNDS TFER TRANSFER 876132 FROM 351043707                               |       |       | 500.00           | 24,095.00 CR        |
| 16/06/2023  | ANZ INTERNET BANKING FUNDS TFER TRANSFER 594690 FROM 351043707                               |       |       | 500.00           | 24,595.00 CR        |
| 16/06/2023  | ANZ INTERNET BANKING FUNDS TFER TRANSFER 594680 FROM 351043707                               |       |       | 78.75            | 24,673.75 CR        |
| 23/06/2023  | ANZ INTERNET BANKING FUNDS TFER TRANSFER 352845 FROM 351043707                               |       |       | 78.75            | 24,752.50 CR        |
| 26/06/2023  | ANZ INTERNET BANKING FUNDS TFER TRANSFER 575908 FROM 351043707                               |       |       | 27,500.00        | 52,252.50 CR        |
| 30/06/2023  | TRANSFER 447235 FROM 351043707   |       |       | 78.75            | 52,331.25 CR        |
|   |  |       |       | <b>52,331.25</b> | <b>52,331.25 CR</b> |
| <u>(Contributions) Larder, John - Accumulation (LARJOH00001A)</u> |  |       |       |                  |                     |
| 01/07/2022  | ANZ INTERNET BANKING FUNDS TFER TRANSFER 803882 FROM 351043707                               |       |       | 197.89           | 197.89 CR           |
| 01/07/2022  | ANZ INTERNET BANKING FUNDS TFER TRANSFER 804036 FROM 351043707                               |       |       | 500.00           | 697.89 CR           |
| 08/07/2022  | ANZ INTERNET BANKING FUNDS TFER TRANSFER 281948 FROM 351043707                               |       |       | 197.89           | 895.78 CR           |
| 08/07/2022  | ANZ INTERNET BANKING FUNDS TFER TRANSFER 281939 FROM 351043707                               |       |       | 500.00           | 1,395.78 CR         |
| 15/07/2022  | ANZ INTERNET BANKING FUNDS TFER  |       |       | 197.89           | 1,593.67 CR         |

## John & Donna Larder Superannuation Fund

# General Ledger

As at 30 June 2023

| Transaction Date | Description   | Units | Debit | Credit | Balance \$   |
|------------------|---|-------|-------|--------|--------------|
|                  | TRANSFER 976313 FROM 351043707  |       |       |        |              |
| 15/07/2022       | ANZ INTERNET BANKING FUNDS TFER<br>TRANSFER 976432 FROM 351043707                               |       |       | 500.00 | 2,093.67 CR  |
| 22/07/2022       | ANZ INTERNET BANKING FUNDS TFER<br>TRANSFER 678053 FROM 351043707                               |       |       | 197.89 | 2,291.56 CR  |
| 22/07/2022       | ANZ INTERNET BANKING FUNDS TFER<br>TRANSFER 678565 FROM 351043707                               |       |       | 500.00 | 2,791.56 CR  |
| 29/07/2022       | ANZ INTERNET BANKING FUNDS TFER<br>TRANSFER 370417 FROM 351043707                               |       |       | 197.89 | 2,989.45 CR  |
| 29/07/2022       | ANZ INTERNET BANKING FUNDS TFER<br>TRANSFER 370668 FROM 351043707                               |       |       | 500.00 | 3,489.45 CR  |
| 05/08/2022       | ANZ INTERNET BANKING FUNDS TFER<br>TRANSFER 997875 FROM 351043707                               |       |       | 197.89 | 3,687.34 CR  |
| 05/08/2022       | ANZ INTERNET BANKING FUNDS TFER<br>TRANSFER 997900 FROM 351043707                               |       |       | 500.00 | 4,187.34 CR  |
| 12/08/2022       | ANZ INTERNET BANKING FUNDS TFER<br>TRANSFER 817560 FROM 351043707                               |       |       | 197.89 | 4,385.23 CR  |
| 12/08/2022       | ANZ INTERNET BANKING FUNDS TFER<br>TRANSFER 817758 FROM 351043707                               |       |       | 500.00 | 4,885.23 CR  |
| 19/08/2022       | ANZ INTERNET BANKING FUNDS TFER<br>TRANSFER 421475 FROM 351043707                               |       |       | 197.89 | 5,083.12 CR  |
| 19/08/2022       | ANZ INTERNET BANKING FUNDS TFER<br>TRANSFER 421481 FROM 351043707                               |       |       | 500.00 | 5,583.12 CR  |
| 26/08/2022       | ANZ INTERNET BANKING FUNDS TFER<br>TRANSFER 370341 FROM 351043707                               |       |       | 197.89 | 5,781.01 CR  |
| 26/08/2022       | ANZ INTERNET BANKING FUNDS TFER<br>TRANSFER 370551 FROM 351043707                               |       |       | 500.00 | 6,281.01 CR  |
| 02/09/2022       | ANZ INTERNET BANKING FUNDS TFER<br>TRANSFER 939391 FROM 351043707                               |       |       | 197.89 | 6,478.90 CR  |
| 02/09/2022       | ANZ INTERNET BANKING FUNDS TFER<br>TRANSFER 939360 FROM 351043707                               |       |       | 500.00 | 6,978.90 CR  |
| 09/09/2022       | ANZ INTERNET BANKING FUNDS TFER<br>TRANSFER 901803 FROM 351043707                               |       |       | 197.89 | 7,176.79 CR  |
| 09/09/2022       | ANZ INTERNET BANKING FUNDS TFER<br>TRANSFER 902062 FROM 351043707                               |       |       | 500.00 | 7,676.79 CR  |
| 16/09/2022       | ANZ INTERNET BANKING FUNDS TFER<br>TRANSFER 756608 FROM 351043707                               |       |       | 197.89 | 7,874.68 CR  |
| 16/09/2022       | ANZ INTERNET BANKING FUNDS TFER<br>TRANSFER 756829 FROM 351043707                               |       |       | 500.00 | 8,374.68 CR  |
| 26/09/2022       | ANZ INTERNET BANKING FUNDS TFER<br>TRANSFER 487940 FROM 351043707<br>EFFECTIVE DATE 24 SEP 2022 |       |       | 197.89 | 8,572.57 CR  |
| 26/09/2022       | ANZ INTERNET BANKING FUNDS TFER<br>TRANSFER 488081 FROM 351043707<br>EFFECTIVE DATE 24 SEP 2022 |       |       | 500.00 | 9,072.57 CR  |
| 30/09/2022       | ANZ INTERNET BANKING FUNDS TFER<br>TRANSFER 727403 FROM 351043707                               |       |       | 197.89 | 9,270.46 CR  |
| 30/09/2022       | ANZ INTERNET BANKING FUNDS TFER<br>TRANSFER 727564 FROM 351043707                               |       |       | 500.00 | 9,770.46 CR  |
| 07/10/2022       | ANZ INTERNET BANKING FUNDS TFER<br>TRANSFER 601577 FROM 351043707                               |       |       | 197.89 | 9,968.35 CR  |
| 07/10/2022       | ANZ INTERNET BANKING FUNDS TFER<br>TRANSFER 601817 FROM 351043707                               |       |       | 500.00 | 10,468.35 CR |
| 14/10/2022       | ANZ INTERNET BANKING FUNDS TFER<br>TRANSFER 356058 FROM 351043707                               |       |       | 197.89 | 10,666.24 CR |
| 14/10/2022       | ANZ INTERNET BANKING FUNDS TFER<br>TRANSFER 356260 FROM 351043707                               |       |       | 500.00 | 11,166.24 CR |
| 21/10/2022       | ANZ INTERNET BANKING FUNDS TFER<br>TRANSFER 784366 FROM 351043707                               |       |       | 197.89 | 11,364.13 CR |
| 21/10/2022       | ANZ INTERNET BANKING FUNDS TFER<br>TRANSFER 784381 FROM 351043707                               |       |       | 500.00 | 11,864.13 CR |
| 28/10/2022       | ANZ INTERNET BANKING FUNDS TFER<br>TRANSFER 464849 FROM 351043707                               |       |       | 197.89 | 12,062.02 CR |
| 28/10/2022       | ANZ INTERNET BANKING FUNDS TFER<br>TRANSFER 464858 FROM 351043707                               |       |       | 500.00 | 12,562.02 CR |
| 04/11/2022       | ANZ INTERNET BANKING FUNDS TFER<br>TRANSFER 655664 FROM 351043707                               |       |       | 197.89 | 12,759.91 CR |
| 04/11/2022       | ANZ INTERNET BANKING FUNDS TFER<br>TRANSFER 656028 FROM 351043707                               |       |       | 500.00 | 13,259.91 CR |

## John & Donna Larder Superannuation Fund

# General Ledger

As at 30 June 2023

| Transaction Date | Description   | Units | Debit | Credit | Balance \$   |
|------------------|---|-------|-------|--------|--------------|
| 11/11/2022       | ANZ INTERNET BANKING FUNDS TFER TRANSFER 494737 FROM 351043707                            |       |       | 197.89 | 13,457.80 CR |
| 11/11/2022       | ANZ INTERNET BANKING FUNDS TFER TRANSFER 494963 FROM 351043707                            |       |       | 500.00 | 13,957.80 CR |
| 18/11/2022       | ANZ INTERNET BANKING FUNDS TFER TRANSFER 171431 FROM 351043707                            |       |       | 197.89 | 14,155.69 CR |
| 18/11/2022       | ANZ INTERNET BANKING FUNDS TFER TRANSFER 171904 FROM 351043707                            |       |       | 500.00 | 14,655.69 CR |
| 25/11/2022       | ANZ INTERNET BANKING FUNDS TFER TRANSFER 552936 FROM 351043707                            |       |       | 197.89 | 14,853.58 CR |
| 25/11/2022       | ANZ INTERNET BANKING FUNDS TFER TRANSFER 552962 FROM 351043707                            |       |       | 500.00 | 15,353.58 CR |
| 02/12/2022       | ANZ INTERNET BANKING FUNDS TFER TRANSFER 974944 FROM 351043707                            |       |       | 197.89 | 15,551.47 CR |
| 02/12/2022       | ANZ INTERNET BANKING FUNDS TFER TRANSFER 975167 FROM 351043707                            |       |       | 500.00 | 16,051.47 CR |
| 09/12/2022       | ANZ INTERNET BANKING FUNDS TFER TRANSFER 696467 FROM 351043707                            |       |       | 197.89 | 16,249.36 CR |
| 09/12/2022       | ANZ INTERNET BANKING FUNDS TFER TRANSFER 696675 FROM 351043707                            |       |       | 500.00 | 16,749.36 CR |
| 16/12/2022       | ANZ INTERNET BANKING FUNDS TFER TRANSFER 786152 FROM 351043707                            |       |       | 197.89 | 16,947.25 CR |
| 16/12/2022       | ANZ INTERNET BANKING FUNDS TFER TRANSFER 786350 FROM 351043707                            |       |       | 500.00 | 17,447.25 CR |
| 23/12/2022       | ANZ INTERNET BANKING FUNDS TFER TRANSFER 623312 FROM 351043707                            |       |       | 197.89 | 17,645.14 CR |
| 23/12/2022       | ANZ INTERNET BANKING FUNDS TFER TRANSFER 623547 FROM 351043707                            |       |       | 500.00 | 18,145.14 CR |
| 30/12/2022       | ANZ INTERNET BANKING FUNDS TFER TRANSFER 503687 FROM 351043707                            |       |       | 197.89 | 18,343.03 CR |
| 13/01/2023       | ANZ INTERNET BANKING FUNDS TFER TRANSFER 106181 FROM 351043707                            |       |       | 197.89 | 18,540.92 CR |
| 13/01/2023       | ANZ INTERNET BANKING FUNDS TFER TRANSFER 104510 FROM 351043707                            |       |       | 197.89 | 18,738.81 CR |
| 20/01/2023       | ANZ INTERNET BANKING FUNDS TFER TRANSFER 771206 FROM 351043707                            |       |       | 197.89 | 18,936.70 CR |
| 27/01/2023       | ANZ INTERNET BANKING FUNDS TFER TRANSFER 263869 FROM 351043707                            |       |       | 197.89 | 19,134.59 CR |
| 03/02/2023       | ANZ INTERNET BANKING FUNDS TFER TRANSFER 178108 FROM 351043707                            |       |       | 197.89 | 19,332.48 CR |
| 10/02/2023       | ANZ INTERNET BANKING FUNDS TFER TRANSFER 486202 FROM 351043707                            |       |       | 197.89 | 19,530.37 CR |
| 17/02/2023       | ANZ INTERNET BANKING FUNDS TFER TRANSFER 644347 FROM 351043707                            |       |       | 197.89 | 19,728.26 CR |
| 24/02/2023       | ANZ INTERNET BANKING FUNDS TFER TRANSFER 337291 FROM 351043707                            |       |       | 197.89 | 19,926.15 CR |
| 03/03/2023       | ANZ INTERNET BANKING FUNDS TFER TRANSFER 555435 FROM 351043707                            |       |       | 197.89 | 20,124.04 CR |
| 10/03/2023       | ANZ INTERNET BANKING FUNDS TFER TRANSFER 448366 FROM 351043707                            |       |       | 197.89 | 20,321.93 CR |
| 10/03/2023       | ANZ INTERNET BANKING FUNDS TFER TRANSFER 448544 FROM 351043707                            |       |       | 500.00 | 20,821.93 CR |
| 17/03/2023       | ANZ INTERNET BANKING FUNDS TFER TRANSFER 928448 FROM 351043707                            |       |       | 197.89 | 21,019.82 CR |
| 17/03/2023       | ANZ INTERNET BANKING FUNDS TFER TRANSFER 928539 FROM 351043707                            |       |       | 500.00 | 21,519.82 CR |
| 23/03/2023       | ANZ INTERNET BANKING FUNDS TFER TRANSFER 852073 FROM 351043707                            |       |       | 197.89 | 21,717.71 CR |
| 23/03/2023       | ANZ INTERNET BANKING FUNDS TFER TRANSFER 852141 FROM 351043707                            |       |       | 500.00 | 22,217.71 CR |
| 24/03/2023       | CARD ENTRY AT ANZ STRATHPINE BRANCH   |       |       | 356.05 | 22,573.76 CR |
| 31/03/2023       | ANZ INTERNET BANKING FUNDS TFER TRANSFER 320926 FROM 351043707                            |       |       | 197.89 | 22,771.65 CR |
| 31/03/2023       | ANZ INTERNET BANKING FUNDS TFER TRANSFER 321106 FROM 351043707                            |       |       | 500.00 | 23,271.65 CR |
| 11/04/2023       | ANZ INTERNET BANKING FUNDS TFER TRANSFER 370045 FROM 351043707 EFFECTIVE DATE 07 APR 2023 |       |       | 197.89 | 23,469.54 CR |

## John & Donna Larder Superannuation Fund

# General Ledger

As at 30 June 2023

| Transaction Date | Description   | Units | Debit | Credit           | Balance \$          |
|------------------|---|-------|-------|------------------|---------------------|
| 11/04/2023       | ANZ INTERNET BANKING FUNDS TFER TRANSFER 370081 FROM 351043707 EFFECTIVE DATE 07 APR 2023 |       |       | 500.00           | 23,969.54 CR        |
| 14/04/2023       | ANZ INTERNET BANKING FUNDS TFER TRANSFER 659597 FROM 351043707                            |       |       | 197.89           | 24,167.43 CR        |
| 14/04/2023       | ANZ INTERNET BANKING FUNDS TFER TRANSFER 659968 FROM 351043707                            |       |       | 500.00           | 24,667.43 CR        |
| 21/04/2023       | ANZ INTERNET BANKING FUNDS TFER TRANSFER 497549 FROM 351043707                            |       |       | 197.89           | 24,865.32 CR        |
| 21/04/2023       | ANZ INTERNET BANKING FUNDS TFER TRANSFER 498144 FROM 351043707                            |       |       | 500.00           | 25,365.32 CR        |
| 28/04/2023       | ANZ INTERNET BANKING FUNDS TFER TRANSFER 990304 FROM 351043707                            |       |       | 197.89           | 25,563.21 CR        |
| 28/04/2023       | ANZ INTERNET BANKING FUNDS TFER TRANSFER 990474 FROM 351043707                            |       |       | 500.00           | 26,063.21 CR        |
| 05/05/2023       | ANZ INTERNET BANKING FUNDS TFER TRANSFER 156163 FROM 351043707                            |       |       | 197.89           | 26,261.10 CR        |
| 05/05/2023       | ANZ INTERNET BANKING FUNDS TFER TRANSFER 156292 FROM 351043707                            |       |       | 500.00           | 26,761.10 CR        |
| 15/05/2023       | ANZ INTERNET BANKING FUNDS TFER TRANSFER 311284 FROM 351043707 EFFECTIVE DATE 13 MAY 2023 |       |       | 197.89           | 26,958.99 CR        |
| 15/05/2023       | ANZ INTERNET BANKING FUNDS TFER TRANSFER 311399 FROM 351043707 EFFECTIVE DATE 13 MAY 2023 |       |       | 500.00           | 27,458.99 CR        |
| 19/05/2023       | ANZ INTERNET BANKING FUNDS TFER TRANSFER 734069 FROM 351043707                            |       |       | 197.89           | 27,656.88 CR        |
| 19/05/2023       | ANZ INTERNET BANKING FUNDS TFER TRANSFER 734324 FROM 351043707                            |       |       | 500.00           | 28,156.88 CR        |
| 26/05/2023       | ANZ INTERNET BANKING FUNDS TFER TRANSFER 316849 FROM 351043707                            |       |       | 197.89           | 28,354.77 CR        |
| 26/05/2023       | ANZ INTERNET BANKING FUNDS TFER TRANSFER 317460 FROM 351043707                            |       |       | 500.00           | 28,854.77 CR        |
| 02/06/2023       | ANZ INTERNET BANKING FUNDS TFER TRANSFER 181082 FROM 351043707                            |       |       | 197.89           | 29,052.66 CR        |
| 02/06/2023       | ANZ INTERNET BANKING FUNDS TFER TRANSFER 181088 FROM 351043707                            |       |       | 500.00           | 29,552.66 CR        |
| 09/06/2023       | ANZ INTERNET BANKING FUNDS TFER TRANSFER 876124 FROM 351043707                            |       |       | 197.89           | 29,750.55 CR        |
| 09/06/2023       | ANZ INTERNET BANKING FUNDS TFER TRANSFER 876132 FROM 351043707                            |       |       | 500.00           | 30,250.55 CR        |
| 16/06/2023       | ANZ INTERNET BANKING FUNDS TFER TRANSFER 594690 FROM 351043707                            |       |       | 500.00           | 30,750.55 CR        |
| 16/06/2023       | ANZ INTERNET BANKING FUNDS TFER TRANSFER 594692 FROM 351043707                            |       |       | 197.89           | 30,948.44 CR        |
| 23/06/2023       | ANZ INTERNET BANKING FUNDS TFER TRANSFER 352842 FROM 351043707                            |       |       | 197.89           | 31,146.33 CR        |
| 26/06/2023       | ANZ INTERNET BANKING FUNDS TFER TRANSFER 575948 FROM 351043707                            |       |       | 27,500.00        | 58,646.33 CR        |
| 30/06/2023       | TRANSFER 447150 FROM 351043707  |       |       | 197.89           | 58,844.22 CR        |
|                  |   |       |       | <b>58,844.22</b> | <b>58,844.22 CR</b> |

### Changes in Market Values of Investments (24700)

#### Changes in Market Values of Investments (24700)

|            |   |  |          |          |             |
|------------|---|--|----------|----------|-------------|
| 15/09/2022 | TRANSFER FROM CMC MARKETS STOC C20315581 (TAH.AX)   |  | 324.48   |          | 324.48 DR   |
| 15/09/2022 | TRANSFER FROM CMC MARKETS STOC C20315646 (CU6.AX)   |  | 2,380.39 |          | 2,704.87 DR |
| 15/09/2022 | Unrealised Gain writeback as at 15/09/2022 (TAH.AX) |  | 165.18   |          | 2,870.05 DR |
| 15/09/2022 | Unrealised Gain writeback as at 15/09/2022 (CU6.AX) |  |          | 3,690.44 | 820.39 CR   |
| 14/04/2023 | TRANSFER FROM CMC MARKETS STOC C22325227 (PPE.AX)   |  | 918.80   |          | 98.41 DR    |
| 14/04/2023 | TRANSFER FROM CMC MARKETS STOC C22325156 (AFG.AX)   |  | 821.15   |          | 919.56 DR   |
| 14/04/2023 | TRANSFER FROM CMC MARKETS STOC C22325254 (NHC.AX)   |  | 913.13   |          | 1,832.69 DR |

## John & Donna Larder Superannuation Fund

# General Ledger

As at 30 June 2023

| Transaction Date | Description   | Units | Debit    | Credit    | Balance \$   |
|------------------|---|-------|----------|-----------|--------------|
| 14/04/2023       | TRANSFER FROM CMC MARKETS STOC C22325223 (STO.AX)   |       | 560.85   |           | 2,393.54 DR  |
| 14/04/2023       | TRANSFER FROM CMC MARKETS STOC C22325193 (S32.AX)   |       | 347.70   |           | 2,741.24 DR  |
| 14/04/2023       | TRANSFER FROM CMC MARKETS STOC C22325140 (LOV.AX)   |       |          | 4,575.20  | 1,833.96 CR  |
| 14/04/2023       | TRANSFER FROM CMC MARKETS STOC C22325086 (TAH.AX)   |       | 437.77   |           | 1,396.19 CR  |
| 14/04/2023       | TRANSFER FROM CMC MARKETS STOC C22325068 (IHD.AX)   |       | 1,013.19 |           | 383.00 CR    |
| 14/04/2023       | TRANSFER FROM CMC MARKETS STOC C22322987 (VGS.AX)   |       | 299.01   |           | 83.99 CR     |
| 14/04/2023       | TRANSFER FROM CMC MARKETS STOC C22325042 (Auto reprocessed due to distribution entered / deleted on 30/06/2023) (IOZ.AX)  |       |          | 1,686.60  | 1,770.59 CR  |
| 14/04/2023       | Unrealised Gain writeback as at 14/04/2023 (LOV.AX)   |       | 184.87   |           | 1,585.72 CR  |
| 14/04/2023       | Unrealised Gain writeback as at 14/04/2023 (TAH.AX)   |       | 8.07     |           | 1,577.65 CR  |
| 14/04/2023       | Unrealised Gain writeback as at 14/04/2023 (IHD.AX)   |       |          | 2,695.69  | 4,273.34 CR  |
| 14/04/2023       | Unrealised Gain writeback as at 14/04/2023 (VGS.AX)   |       |          | 11,650.15 | 15,923.49 CR |
| 14/04/2023       | Unrealised Gain writeback as at 14/04/2023 (IOZ.AX)   |       |          | 7,621.88  | 23,545.37 CR |
| 19/05/2023       | TRANSFER FROM CMC MARKETS STOC C22662735 (SFR.AX)   |       |          | 3,295.22  | 26,840.59 CR |
| 19/05/2023       | TRANSFER FROM CMC MARKETS STOC C22661567 (FANG.AX)  |       |          | 496.14    | 27,336.73 CR |
| 19/05/2023       | Unrealised Gain writeback as at 19/05/2023 (FANG.AX)  |       |          | 12,366.65 | 39,703.38 CR |
| 30/05/2023       | TRANSFER FROM CMC MARKETS STOC C22751768 (IPAY.AX)  |       | 2,289.39 |           | 37,413.99 CR |
| 30/05/2023       | TRANSFER FROM CMC MARKETS STOC C22751881 (GAME.AX)  |       | 2,277.20 |           | 35,136.79 CR |
| 30/05/2023       | TRANSFER FROM CMC MARKETS STOC C22751911 (DRIV.AX)  |       | 2,174.39 |           | 32,962.40 CR |
| 30/05/2023       | Unrealised Gain writeback as at 30/05/2023 (IPAY.AX)  |       |          | 2,890.41  | 35,852.81 CR |
| 30/05/2023       | Unrealised Gain writeback as at 30/05/2023 (GAME.AX)  |       |          | 2,315.10  | 38,167.91 CR |
| 30/05/2023       | Unrealised Gain writeback as at 30/05/2023 (DRIV.AX)  |       |          | 2,090.11  | 40,258.02 CR |
| 31/05/2023       | TRANSFER FROM CMC MARKETS STOC C22768470 (PLS.AX)   |       | 193.11   |           | 40,064.91 CR |
| 02/06/2023       | TRANSFER FROM CMC MARKETS STOC C22795964 (Auto reprocessed due to distribution entered / deleted on 30/06/2023) (BNKS.AX) |       | 9,283.59 |           | 30,781.32 CR |
| 02/06/2023       | TRANSFER FROM CMC MARKETS STOC C22795992 (Auto reprocessed due to distribution entered / deleted on 30/06/2023) (VGE.AX)  |       | 6,506.18 |           | 24,275.14 CR |
| 02/06/2023       | Unrealised Gain writeback as at 02/06/2023 (BNKS.AX)  |       |          | 9,032.62  | 33,307.76 CR |
| 02/06/2023       | Unrealised Gain writeback as at 02/06/2023 (VGE.AX)   |       |          | 6,104.13  | 39,411.89 CR |
| 30/06/2023       | Revaluation - 30/06/2023 @ \$35.240000 (Custom) - 1,560.000000 Units on hand (NDQ.AX)                                     |       |          | 13,306.80 | 52,718.69 CR |
| 30/06/2023       | Revaluation - 30/06/2023 @ \$0.300000 (Custom) - 15,091.000000 Units on hand (IMM.AX)                                     |       |          | 150.91    | 52,869.60 CR |
| 30/06/2023       | Revaluation - 30/06/2023 @ \$0.365000 (Custom) - 6,627.000000 Units on hand (BRN.AX)                                      |       | 2,882.74 |           | 49,986.86 CR |
| 30/06/2023       | Revaluation - 30/06/2023 @ \$0.895000 (Custom) - 9,200.000000 Units on hand (EBR.AX)                                      |       | 2,787.81 |           | 47,199.05 CR |

## John & Donna Larder Superannuation Fund

# General Ledger

As at 30 June 2023

| Transaction Date  | Description   | Units | Debit            | Credit           | Balance \$          |
|---|---|-------|------------------|------------------|---------------------|
| 30/06/2023  | Revaluation - 30/06/2023 @ \$11.370000 (Custom) - 1,214.000000 Units on hand (TLX.AX) |       |                  | 8,303.76         | 55,502.81 CR        |
| 30/06/2023  | Revaluation - 30/06/2023 @ \$1.132900 (Exit) - 440.000000 Units on hand (697435A)     |       | 69.12            |                  | 55,433.69 CR        |
|   |   |       | <b>36,838.12</b> | <b>92,271.81</b> | <b>55,433.69 CR</b> |
| <b>Interest Received (25000)</b>                        |   |       |                  |                  |                     |
| <u>ANZ Cash Investment Account *5631 (154985631)</u>    |   |       |                  |                  |                     |
| 28/04/2023  | CREDIT INTEREST PAID  |       |                  | 1.28             | 1.28 CR             |
| 31/05/2023  | CREDIT INTEREST PAID  |       |                  | 3.24             | 4.52 CR             |
| 30/06/2023  | Credit interest Paid  |       |                  | 4.08             | 8.60 CR             |
|   |   |       |                  | <b>8.60</b>      | <b>8.60 CR</b>      |
| <u>Cash at Bank - ANZ Acc 4849-54504 (ANZ182763323)</u> |   |       |                  |                  |                     |
| 29/07/2022  | CREDIT INTEREST PAID  |       |                  | 0.06             | 0.06 CR             |
| 31/08/2022  | CREDIT INTEREST PAID  |       |                  | 0.12             | 0.18 CR             |
| 30/09/2022  | CREDIT INTEREST PAID  |       |                  | 0.07             | 0.25 CR             |
| 31/10/2022  | CREDIT INTEREST PAID  |       |                  | 0.12             | 0.37 CR             |
| 30/11/2022  | CREDIT INTEREST PAID  |       |                  | 0.16             | 0.53 CR             |
| 30/12/2022  | CREDIT INTEREST PAID  |       |                  | 0.11             | 0.64 CR             |
| 31/01/2023  | CREDIT INTEREST PAID  |       |                  | 0.19             | 0.83 CR             |
| 28/02/2023  | CREDIT INTEREST PAID  |       |                  | 0.09             | 0.92 CR             |
| 31/03/2023  | CREDIT INTEREST PAID  |       |                  | 0.11             | 1.03 CR             |
| 28/04/2023  | CREDIT INTEREST PAID  |       |                  | 0.12             | 1.15 CR             |
| 31/05/2023  | CREDIT INTEREST PAID  |       |                  | 0.19             | 1.34 CR             |
| 30/06/2023  | CREDIT INTEREST PAID  |       |                  | 0.25             | 1.59 CR             |
|   |   |       |                  | <b>1.59</b>      | <b>1.59 CR</b>      |
| <b>Accountancy Fees (30100)</b>                         |   |       |                  |                  |                     |
| <u>Accountancy Fees (30100)</u>                         |   |       |                  |                  |                     |
| 10/03/2023  | ANZ INTERNET BANKING PAYMENT 452384 TO SAM GRECO ACCOUNTANTS                          |       | 2,640.00         |                  | 2,640.00 DR         |
|   |   |       | <b>2,640.00</b>  |                  | <b>2,640.00 DR</b>  |
| <b>ATO Supervisory Levy (30400)</b>                     |   |       |                  |                  |                     |
| <u>ATO Supervisory Levy (30400)</u>                     |   |       |                  |                  |                     |
| 01/07/2022  | 2022 Income Tax   |       | 259.00           |                  | 259.00 DR           |
|   |   |       | <b>259.00</b>    |                  | <b>259.00 DR</b>    |
| <b>Auditor's Remuneration (30700)</b>                   |   |       |                  |                  |                     |
| <u>Auditor's Remuneration (30700)</u>                   |   |       |                  |                  |                     |
| 31/03/2023  | ANZ INTERNET BANKING PAYMENT 342695 TO SUPER AUDITS                                   |       | 330.00           |                  | 330.00 DR           |
|   |   |       | <b>330.00</b>    |                  | <b>330.00 DR</b>    |
| <b>Bank Charges (31500)</b>                             |   |       |                  |                  |                     |
| <u>Bank Charges (31500)</u>                             |   |       |                  |                  |                     |
| 05/09/2022  | SHARE TRADE WITHDRAWAL TO CMC MARKETS STOC 22433445                                   |       | 0.99             |                  | 0.99 DR             |
| 13/09/2022  | SHARE TRADE WITHDRAWAL TO CMC MARKETS STOC 22538362                                   |       | 1.32             |                  | 2.31 DR             |
| 13/01/2023  | TO CMC MARKETS STOC 23963995  |       | 0.33             |                  | 2.64 DR             |
| 20/01/2023  | SHARE TRADE WITHDRAWAL TO CMC MARKETS STOC 24067828                                   |       | 0.33             |                  | 2.97 DR             |

## John & Donna Larder Superannuation Fund

# General Ledger

As at 30 June 2023

| Transaction Date  | Description   | Units | Debit            | Credit          | Balance \$          |
|---|---|-------|------------------|-----------------|---------------------|
| 20/01/2023  | SHARE TRADE WITHDRAWAL TO CMC MARKETS STOC 24057269       |       | 0.33             |                 | 3.30 DR             |
| 23/01/2023  | SHARE TRADE WITHDRAWAL TO CMC MARKETS STOC 24087794       |       | 0.33             |                 | 3.63 DR             |
| 27/01/2023  | SHARE TRADE WITHDRAWAL TO CMC MARKETS STOC 24143364       |       | 0.33             |                 | 3.96 DR             |
| 31/03/2023  | 1 CHEQUE OR MERCHANT DEPOSITS - FEE                       |       | 0.60             |                 | 4.56 DR             |
| 31/03/2023  | 1 EXCESS STAFF ASSISTED TRANSACTIONS FEE                  |       | 1.60             |                 | 6.16 DR             |
| 12/04/2023  | SHARE TRADE WITHDRAWAL TO CMC MARKETS STOC 25049651       |       | 3.30             |                 | 9.46 DR             |
| 18/05/2023  | SHARE TRADE WITHDRAWAL TO CMC MARKETS STOC 25469244       |       | 0.66             |                 | 10.12 DR            |
| 26/05/2023  | SHARE TRADE WITHDRAWAL TO CMC MARKETS STOC 25577189       |       | 1.32             |                 | 11.44 DR            |
| 29/05/2023  | SHARE TRADE WITHDRAWAL TO CMC MARKETS STOC 25599761       |       | 0.66             |                 | 12.10 DR            |
| 31/05/2023  | SHARE TRADE WITHDRAWAL TO CMC MARKETS STOC 25631809       |       | 0.66             |                 | 12.76 DR            |
|   |   |       | <b>12.76</b>     |                 | <b>12.76 DR</b>     |
| <b>Insurance (38000)</b>  |   |       |                  |                 |                     |
| <u>Insurance (38000)</u>  |   |       |                  |                 |                     |
| 02/06/2023  | ANZ INTERNET BANKING BPAY AUDIT SHIELD {644350}           |       | 340.00           |                 | 340.00 DR           |
|   |   |       | <b>340.00</b>    |                 | <b>340.00 DR</b>    |
| <b>Pensions Paid (41600)</b>  |   |       |                  |                 |                     |
| <u>(Pensions Paid) Larder, John - Pension (Transition to Retirement Pension) (LARJOH00002P)</u> |   |       |                  |                 |                     |
| 30/06/2023  | TRANSFER 446613 TO 014209531185235                        |       | 870.00           |                 | 870.00 DR           |
|   |   |       | <b>870.00</b>    |                 | <b>870.00 DR</b>    |
| <b>Income Tax Expense (48500)</b>   |   |       |                  |                 |                     |
| <u>Income Tax Expense (48500)</u>   |   |       |                  |                 |                     |
| 30/06/2023  | Create Entries - Franking Credits Adjustment - 30/06/2023 |       |                  | 3,473.79        | 3,473.79 CR         |
| 30/06/2023  | Create Entries - Foreign Credits Adjustment - 30/06/2023  |       |                  | 388.97          | 3,862.76 CR         |
| 30/06/2023  | Create Entries - Income Tax Expense - 30/06/2023          |       | 17,811.75        |                 | 13,948.99 DR        |
|   |   |       | <b>17,811.75</b> | <b>3,862.76</b> | <b>13,948.99 DR</b> |
| <b>Profit/Loss Allocation Account (49000)</b>   |   |       |                  |                 |                     |
| <u>Profit/Loss Allocation Account (49000)</u>   |   |       |                  |                 |                     |
| 01/07/2022  | System Member Journals                                    |       | 66.94            |                 | 66.94 DR            |
| 01/07/2022  | System Member Journals                                    |       | 168.21           |                 | 235.15 DR           |
| 01/07/2022  | System Member Journals                                    |       | 425.00           |                 | 660.15 DR           |
| 01/07/2022  | System Member Journals                                    |       | 425.00           |                 | 1,085.15 DR         |
| 08/07/2022  | System Member Journals                                    |       | 66.94            |                 | 1,152.09 DR         |
| 08/07/2022  | System Member Journals                                    |       | 168.21           |                 | 1,320.30 DR         |
| 08/07/2022  | System Member Journals                                    |       | 425.00           |                 | 1,745.30 DR         |
| 08/07/2022  | System Member Journals                                    |       | 425.00           |                 | 2,170.30 DR         |
| 15/07/2022  | System Member Journals                                    |       | 66.94            |                 | 2,237.24 DR         |
| 15/07/2022  | System Member Journals                                    |       | 168.21           |                 | 2,405.45 DR         |
| 15/07/2022  | System Member Journals                                    |       | 425.00           |                 | 2,830.45 DR         |
| 15/07/2022  | System Member Journals                                    |       | 425.00           |                 | 3,255.45 DR         |
| 22/07/2022  | System Member Journals                                    |       | 66.94            |                 | 3,322.39 DR         |

**John & Donna Larder Superannuation Fund**

**General Ledger**

As at 30 June 2023

| Transaction Date | Description            | Units | Debit  | Credit | Balance \$   |
|------------------|------------------------|-------|--------|--------|--------------|
| 22/07/2022       | System Member Journals |       | 168.21 |        | 3,490.60 DR  |
| 22/07/2022       | System Member Journals |       | 425.00 |        | 3,915.60 DR  |
| 22/07/2022       | System Member Journals |       | 425.00 |        | 4,340.60 DR  |
| 29/07/2022       | System Member Journals |       | 66.94  |        | 4,407.54 DR  |
| 29/07/2022       | System Member Journals |       | 168.21 |        | 4,575.75 DR  |
| 29/07/2022       | System Member Journals |       | 425.00 |        | 5,000.75 DR  |
| 29/07/2022       | System Member Journals |       | 425.00 |        | 5,425.75 DR  |
| 05/08/2022       | System Member Journals |       | 66.94  |        | 5,492.69 DR  |
| 05/08/2022       | System Member Journals |       | 168.21 |        | 5,660.90 DR  |
| 05/08/2022       | System Member Journals |       | 425.00 |        | 6,085.90 DR  |
| 05/08/2022       | System Member Journals |       | 425.00 |        | 6,510.90 DR  |
| 12/08/2022       | System Member Journals |       | 66.94  |        | 6,577.84 DR  |
| 12/08/2022       | System Member Journals |       | 168.21 |        | 6,746.05 DR  |
| 12/08/2022       | System Member Journals |       | 425.00 |        | 7,171.05 DR  |
| 12/08/2022       | System Member Journals |       | 425.00 |        | 7,596.05 DR  |
| 19/08/2022       | System Member Journals |       | 66.94  |        | 7,662.99 DR  |
| 19/08/2022       | System Member Journals |       | 168.21 |        | 7,831.20 DR  |
| 19/08/2022       | System Member Journals |       | 425.00 |        | 8,256.20 DR  |
| 19/08/2022       | System Member Journals |       | 425.00 |        | 8,681.20 DR  |
| 26/08/2022       | System Member Journals |       | 66.94  |        | 8,748.14 DR  |
| 26/08/2022       | System Member Journals |       | 168.21 |        | 8,916.35 DR  |
| 26/08/2022       | System Member Journals |       | 425.00 |        | 9,341.35 DR  |
| 26/08/2022       | System Member Journals |       | 425.00 |        | 9,766.35 DR  |
| 02/09/2022       | System Member Journals |       | 66.94  |        | 9,833.29 DR  |
| 02/09/2022       | System Member Journals |       | 168.21 |        | 10,001.50 DR |
| 02/09/2022       | System Member Journals |       | 425.00 |        | 10,426.50 DR |
| 02/09/2022       | System Member Journals |       | 425.00 |        | 10,851.50 DR |
| 09/09/2022       | System Member Journals |       | 66.94  |        | 10,918.44 DR |
| 09/09/2022       | System Member Journals |       | 168.21 |        | 11,086.65 DR |
| 09/09/2022       | System Member Journals |       | 425.00 |        | 11,511.65 DR |
| 09/09/2022       | System Member Journals |       | 425.00 |        | 11,936.65 DR |
| 16/09/2022       | System Member Journals |       | 66.94  |        | 12,003.59 DR |
| 16/09/2022       | System Member Journals |       | 168.21 |        | 12,171.80 DR |
| 16/09/2022       | System Member Journals |       | 425.00 |        | 12,596.80 DR |
| 16/09/2022       | System Member Journals |       | 425.00 |        | 13,021.80 DR |
| 26/09/2022       | System Member Journals |       | 66.94  |        | 13,088.74 DR |
| 26/09/2022       | System Member Journals |       | 168.21 |        | 13,256.95 DR |
| 26/09/2022       | System Member Journals |       | 425.00 |        | 13,681.95 DR |
| 26/09/2022       | System Member Journals |       | 425.00 |        | 14,106.95 DR |
| 30/09/2022       | System Member Journals |       | 66.94  |        | 14,173.89 DR |
| 30/09/2022       | System Member Journals |       | 168.21 |        | 14,342.10 DR |
| 30/09/2022       | System Member Journals |       | 425.00 |        | 14,767.10 DR |
| 30/09/2022       | System Member Journals |       | 425.00 |        | 15,192.10 DR |
| 07/10/2022       | System Member Journals |       | 66.94  |        | 15,259.04 DR |
| 07/10/2022       | System Member Journals |       | 168.21 |        | 15,427.25 DR |
| 07/10/2022       | System Member Journals |       | 425.00 |        | 15,852.25 DR |
| 07/10/2022       | System Member Journals |       | 425.00 |        | 16,277.25 DR |



## John & Donna Larder Superannuation Fund

# General Ledger

As at 30 June 2023

| Transaction Date | Description            | Units | Debit  | Credit | Balance \$   |
|------------------|------------------------|-------|--------|--------|--------------|
| 14/10/2022       | System Member Journals |       | 66.94  |        | 16,344.19 DR |
| 14/10/2022       | System Member Journals |       | 168.21 |        | 16,512.40 DR |
| 14/10/2022       | System Member Journals |       | 425.00 |        | 16,937.40 DR |
| 14/10/2022       | System Member Journals |       | 425.00 |        | 17,362.40 DR |
| 21/10/2022       | System Member Journals |       | 66.94  |        | 17,429.34 DR |
| 21/10/2022       | System Member Journals |       | 168.21 |        | 17,597.55 DR |
| 21/10/2022       | System Member Journals |       | 425.00 |        | 18,022.55 DR |
| 21/10/2022       | System Member Journals |       | 425.00 |        | 18,447.55 DR |
| 28/10/2022       | System Member Journals |       | 66.94  |        | 18,514.49 DR |
| 28/10/2022       | System Member Journals |       | 168.21 |        | 18,682.70 DR |
| 28/10/2022       | System Member Journals |       | 425.00 |        | 19,107.70 DR |
| 28/10/2022       | System Member Journals |       | 425.00 |        | 19,532.70 DR |
| 04/11/2022       | System Member Journals |       | 66.94  |        | 19,599.64 DR |
| 04/11/2022       | System Member Journals |       | 168.21 |        | 19,767.85 DR |
| 04/11/2022       | System Member Journals |       | 425.00 |        | 20,192.85 DR |
| 04/11/2022       | System Member Journals |       | 425.00 |        | 20,617.85 DR |
| 11/11/2022       | System Member Journals |       | 66.94  |        | 20,684.79 DR |
| 11/11/2022       | System Member Journals |       | 168.21 |        | 20,853.00 DR |
| 11/11/2022       | System Member Journals |       | 425.00 |        | 21,278.00 DR |
| 11/11/2022       | System Member Journals |       | 425.00 |        | 21,703.00 DR |
| 18/11/2022       | System Member Journals |       | 66.94  |        | 21,769.94 DR |
| 18/11/2022       | System Member Journals |       | 168.21 |        | 21,938.15 DR |
| 18/11/2022       | System Member Journals |       | 425.00 |        | 22,363.15 DR |
| 18/11/2022       | System Member Journals |       | 425.00 |        | 22,788.15 DR |
| 25/11/2022       | System Member Journals |       | 66.94  |        | 22,855.09 DR |
| 25/11/2022       | System Member Journals |       | 168.21 |        | 23,023.30 DR |
| 25/11/2022       | System Member Journals |       | 425.00 |        | 23,448.30 DR |
| 25/11/2022       | System Member Journals |       | 425.00 |        | 23,873.30 DR |
| 02/12/2022       | System Member Journals |       | 66.94  |        | 23,940.24 DR |
| 02/12/2022       | System Member Journals |       | 168.21 |        | 24,108.45 DR |
| 02/12/2022       | System Member Journals |       | 425.00 |        | 24,533.45 DR |
| 02/12/2022       | System Member Journals |       | 425.00 |        | 24,958.45 DR |
| 09/12/2022       | System Member Journals |       | 66.94  |        | 25,025.39 DR |
| 09/12/2022       | System Member Journals |       | 168.21 |        | 25,193.60 DR |
| 09/12/2022       | System Member Journals |       | 425.00 |        | 25,618.60 DR |
| 09/12/2022       | System Member Journals |       | 425.00 |        | 26,043.60 DR |
| 16/12/2022       | System Member Journals |       | 66.94  |        | 26,110.54 DR |
| 16/12/2022       | System Member Journals |       | 168.21 |        | 26,278.75 DR |
| 16/12/2022       | System Member Journals |       | 425.00 |        | 26,703.75 DR |
| 16/12/2022       | System Member Journals |       | 425.00 |        | 27,128.75 DR |
| 23/12/2022       | System Member Journals |       | 66.94  |        | 27,195.69 DR |
| 23/12/2022       | System Member Journals |       | 168.21 |        | 27,363.90 DR |
| 23/12/2022       | System Member Journals |       | 425.00 |        | 27,788.90 DR |
| 23/12/2022       | System Member Journals |       | 425.00 |        | 28,213.90 DR |
| 30/12/2022       | System Member Journals |       | 66.94  |        | 28,280.84 DR |
| 30/12/2022       | System Member Journals |       | 168.21 |        | 28,449.05 DR |
| 13/01/2023       | System Member Journals |       | 66.94  |        | 28,515.99 DR |

## John & Donna Larder Superannuation Fund

# General Ledger

As at 30 June 2023

| Transaction Date | Description            | Units | Debit  | Credit | Balance \$   |
|------------------|------------------------|-------|--------|--------|--------------|
| 13/01/2023       | System Member Journals |       | 66.94  |        | 28,582.93 DR |
| 13/01/2023       | System Member Journals |       | 168.21 |        | 28,751.14 DR |
| 13/01/2023       | System Member Journals |       | 168.21 |        | 28,919.35 DR |
| 20/01/2023       | System Member Journals |       | 66.94  |        | 28,986.29 DR |
| 20/01/2023       | System Member Journals |       | 168.21 |        | 29,154.50 DR |
| 27/01/2023       | System Member Journals |       | 66.94  |        | 29,221.44 DR |
| 27/01/2023       | System Member Journals |       | 168.21 |        | 29,389.65 DR |
| 03/02/2023       | System Member Journals |       | 66.94  |        | 29,456.59 DR |
| 03/02/2023       | System Member Journals |       | 168.21 |        | 29,624.80 DR |
| 10/02/2023       | System Member Journals |       | 66.94  |        | 29,691.74 DR |
| 10/02/2023       | System Member Journals |       | 168.21 |        | 29,859.95 DR |
| 17/02/2023       | System Member Journals |       | 66.94  |        | 29,926.89 DR |
| 17/02/2023       | System Member Journals |       | 168.21 |        | 30,095.10 DR |
| 24/02/2023       | System Member Journals |       | 66.94  |        | 30,162.04 DR |
| 24/02/2023       | System Member Journals |       | 168.21 |        | 30,330.25 DR |
| 03/03/2023       | System Member Journals |       | 66.94  |        | 30,397.19 DR |
| 03/03/2023       | System Member Journals |       | 168.21 |        | 30,565.40 DR |
| 10/03/2023       | System Member Journals |       | 66.94  |        | 30,632.34 DR |
| 10/03/2023       | System Member Journals |       | 168.21 |        | 30,800.55 DR |
| 10/03/2023       | System Member Journals |       | 425.00 |        | 31,225.55 DR |
| 10/03/2023       | System Member Journals |       | 425.00 |        | 31,650.55 DR |
| 17/03/2023       | System Member Journals |       | 66.94  |        | 31,717.49 DR |
| 17/03/2023       | System Member Journals |       | 168.21 |        | 31,885.70 DR |
| 17/03/2023       | System Member Journals |       | 425.00 |        | 32,310.70 DR |
| 17/03/2023       | System Member Journals |       | 425.00 |        | 32,735.70 DR |
| 23/03/2023       | System Member Journals |       | 66.94  |        | 32,802.64 DR |
| 23/03/2023       | System Member Journals |       | 168.21 |        | 32,970.85 DR |
| 23/03/2023       | System Member Journals |       | 425.00 |        | 33,395.85 DR |
| 23/03/2023       | System Member Journals |       | 425.00 |        | 33,820.85 DR |
| 24/03/2023       | System Member Journals |       | 133.87 |        | 33,954.72 DR |
| 24/03/2023       | System Member Journals |       | 356.05 |        | 34,310.77 DR |
| 31/03/2023       | System Member Journals |       | 66.94  |        | 34,377.71 DR |
| 31/03/2023       | System Member Journals |       | 168.21 |        | 34,545.92 DR |
| 31/03/2023       | System Member Journals |       | 425.00 |        | 34,970.92 DR |
| 31/03/2023       | System Member Journals |       | 425.00 |        | 35,395.92 DR |
| 11/04/2023       | System Member Journals |       | 66.94  |        | 35,462.86 DR |
| 11/04/2023       | System Member Journals |       | 168.21 |        | 35,631.07 DR |
| 11/04/2023       | System Member Journals |       | 425.00 |        | 36,056.07 DR |
| 11/04/2023       | System Member Journals |       | 425.00 |        | 36,481.07 DR |
| 14/04/2023       | System Member Journals |       | 66.94  |        | 36,548.01 DR |
| 14/04/2023       | System Member Journals |       | 168.21 |        | 36,716.22 DR |
| 14/04/2023       | System Member Journals |       | 425.00 |        | 37,141.22 DR |
| 14/04/2023       | System Member Journals |       | 425.00 |        | 37,566.22 DR |
| 21/04/2023       | System Member Journals |       | 66.94  |        | 37,633.16 DR |
| 21/04/2023       | System Member Journals |       | 168.21 |        | 37,801.37 DR |
| 21/04/2023       | System Member Journals |       | 425.00 |        | 38,226.37 DR |
| 21/04/2023       | System Member Journals |       | 425.00 |        | 38,651.37 DR |

## John & Donna Larder Superannuation Fund

# General Ledger

As at 30 June 2023

| Transaction Date | Description   | Units | Debit     | Credit | Balance \$    |
|------------------|---|-------|-----------|--------|---------------|
| 28/04/2023       | System Member Journals                                      |       | 66.94     |        | 38,718.31 DR  |
| 28/04/2023       | System Member Journals                                      |       | 168.21    |        | 38,886.52 DR  |
| 28/04/2023       | System Member Journals                                      |       | 425.00    |        | 39,311.52 DR  |
| 28/04/2023       | System Member Journals                                      |       | 425.00    |        | 39,736.52 DR  |
| 05/05/2023       | System Member Journals                                      |       | 66.94     |        | 39,803.46 DR  |
| 05/05/2023       | System Member Journals                                      |       | 168.21    |        | 39,971.67 DR  |
| 05/05/2023       | System Member Journals                                      |       | 425.00    |        | 40,396.67 DR  |
| 05/05/2023       | System Member Journals                                      |       | 425.00    |        | 40,821.67 DR  |
| 15/05/2023       | System Member Journals                                      |       | 66.94     |        | 40,888.61 DR  |
| 15/05/2023       | System Member Journals                                      |       | 168.21    |        | 41,056.82 DR  |
| 15/05/2023       | System Member Journals                                      |       | 425.00    |        | 41,481.82 DR  |
| 15/05/2023       | System Member Journals                                      |       | 484.17    |        | 41,965.99 DR  |
| 19/05/2023       | System Member Journals                                      |       | 66.94     |        | 42,032.93 DR  |
| 19/05/2023       | System Member Journals                                      |       | 168.21    |        | 42,201.14 DR  |
| 19/05/2023       | System Member Journals                                      |       | 425.00    |        | 42,626.14 DR  |
| 19/05/2023       | System Member Journals                                      |       | 500.00    |        | 43,126.14 DR  |
| 26/05/2023       | System Member Journals                                      |       | 66.94     |        | 43,193.08 DR  |
| 26/05/2023       | System Member Journals                                      |       | 168.21    |        | 43,361.29 DR  |
| 26/05/2023       | System Member Journals                                      |       | 425.00    |        | 43,786.29 DR  |
| 26/05/2023       | System Member Journals                                      |       | 500.00    |        | 44,286.29 DR  |
| 02/06/2023       | System Member Journals                                      |       | 66.94     |        | 44,353.23 DR  |
| 02/06/2023       | System Member Journals                                      |       | 168.21    |        | 44,521.44 DR  |
| 02/06/2023       | System Member Journals                                      |       | 425.00    |        | 44,946.44 DR  |
| 02/06/2023       | System Member Journals                                      |       | 500.00    |        | 45,446.44 DR  |
| 09/06/2023       | System Member Journals                                      |       | 66.94     |        | 45,513.38 DR  |
| 09/06/2023       | System Member Journals                                      |       | 168.21    |        | 45,681.59 DR  |
| 09/06/2023       | System Member Journals                                      |       | 425.00    |        | 46,106.59 DR  |
| 09/06/2023       | System Member Journals                                      |       | 500.00    |        | 46,606.59 DR  |
| 16/06/2023       | System Member Journals                                      |       | 197.89    |        | 46,804.48 DR  |
| 16/06/2023       | System Member Journals                                      |       | 66.94     |        | 46,871.42 DR  |
| 16/06/2023       | System Member Journals                                      |       | 425.00    |        | 47,296.42 DR  |
| 16/06/2023       | System Member Journals                                      |       | 500.00    |        | 47,796.42 DR  |
| 23/06/2023       | System Member Journals                                      |       | 197.89    |        | 47,994.31 DR  |
| 23/06/2023       | System Member Journals                                      |       | 66.94     |        | 48,061.25 DR  |
| 26/06/2023       | System Member Journals                                      |       | 23,375.00 |        | 71,436.25 DR  |
| 26/06/2023       | System Member Journals                                      |       | 23,375.00 |        | 94,811.25 DR  |
| 30/06/2023       | System Member Journals                                      |       | 66.94     |        | 94,878.19 DR  |
| 30/06/2023       | System Member Journals                                      |       | 168.21    |        | 95,046.40 DR  |
| 30/06/2023       | System Member Journals                                      |       |           | 870.00 | 94,176.40 DR  |
| 30/06/2023       | Create Entries - Profit/Loss Allocation - 30/06/2023        |       | 27,328.95 |        | 121,505.35 DR |
| 30/06/2023       | Create Entries - Profit/Loss Allocation - 30/06/2023        |       | 35,775.46 |        | 157,280.81 DR |
| 30/06/2023       | Create Entries - Profit/Loss Allocation - 30/06/2023        |       | 5,734.26  |        | 163,015.07 DR |
| 30/06/2023       | Create Entries - Income Tax Expense Allocation - 30/06/2023 |       |           | 668.02 | 162,347.05 DR |
| 30/06/2023       | Create Entries - Income Tax Expense Allocation - 30/06/2023 |       |           | 874.49 | 161,472.56 DR |
| 30/06/2023       | Create Entries - Income Tax Expense Allocation - 30/06/2023 |       |           | 140.17 | 161,332.39 DR |

# John & Donna Larder Superannuation Fund

## General Ledger

As at 30 June 2023

| Transaction Date  | Description            | Units | Debit             | Credit           | Balance \$           |
|---|------------------------|-------|-------------------|------------------|----------------------|
|   |                        |       | <b>163,885.07</b> | <b>2,552.68</b>  | <b>161,332.39 DR</b> |
| <b>Opening Balance (50010)</b>  |                        |       |                   |                  |                      |
| <u>(Opening Balance) Larder, Donna - Accumulation (LARDON00001A)</u>                              |                        |       |                   |                  |                      |
| 01/07/2022  | Opening Balance        |       |                   |                  | 184,542.89 CR        |
| 01/07/2022  | Close Period Journal   |       |                   | 11,473.43        | 196,016.32 CR        |
|   |                        |       |                   | <b>11,473.43</b> | <b>196,016.32 CR</b> |
| <u>(Opening Balance) Larder, John - Accumulation (LARJOH00001A)</u>                               |                        |       |                   |                  |                      |
| 01/07/2022  | Opening Balance        |       |                   |                  | 302,032.29 CR        |
| 01/07/2022  | Close Period Journal   |       | 44,644.93         |                  | 257,387.36 CR        |
|   |                        |       | <b>44,644.93</b>  |                  | <b>257,387.36 CR</b> |
| <u>(Opening Balance) Larder, John - Pension (Transition to Retirement Pension) (LARJOH00002P)</u> |                        |       |                   |                  |                      |
| 01/07/2022  | Close Period Journal   |       |                   | 43,495.98        | 43,495.98 CR         |
|   |                        |       |                   | <b>43,495.98</b> | <b>43,495.98 CR</b>  |
| <b>Contributions (52420)</b>  |                        |       |                   |                  |                      |
| <u>(Contributions) Larder, Donna - Accumulation (LARDON00001A)</u>                                |                        |       |                   |                  |                      |
| 01/07/2022  | Opening Balance        |       |                   |                  | 31,509.92 CR         |
| 01/07/2022  | Close Period Journal   |       | 31,509.92         |                  | 0.00 DR              |
| 01/07/2022  | System Member Journals |       |                   | 78.75            | 78.75 CR             |
| 01/07/2022  | System Member Journals |       |                   | 500.00           | 578.75 CR            |
| 08/07/2022  | System Member Journals |       |                   | 78.75            | 657.50 CR            |
| 08/07/2022  | System Member Journals |       |                   | 500.00           | 1,157.50 CR          |
| 15/07/2022  | System Member Journals |       |                   | 78.75            | 1,236.25 CR          |
| 15/07/2022  | System Member Journals |       |                   | 500.00           | 1,736.25 CR          |
| 22/07/2022  | System Member Journals |       |                   | 78.75            | 1,815.00 CR          |
| 22/07/2022  | System Member Journals |       |                   | 500.00           | 2,315.00 CR          |
| 29/07/2022  | System Member Journals |       |                   | 78.75            | 2,393.75 CR          |
| 29/07/2022  | System Member Journals |       |                   | 500.00           | 2,893.75 CR          |
| 05/08/2022  | System Member Journals |       |                   | 78.75            | 2,972.50 CR          |
| 05/08/2022  | System Member Journals |       |                   | 500.00           | 3,472.50 CR          |
| 12/08/2022  | System Member Journals |       |                   | 78.75            | 3,551.25 CR          |
| 12/08/2022  | System Member Journals |       |                   | 500.00           | 4,051.25 CR          |
| 19/08/2022  | System Member Journals |       |                   | 78.75            | 4,130.00 CR          |
| 19/08/2022  | System Member Journals |       |                   | 500.00           | 4,630.00 CR          |
| 26/08/2022  | System Member Journals |       |                   | 78.75            | 4,708.75 CR          |
| 26/08/2022  | System Member Journals |       |                   | 500.00           | 5,208.75 CR          |
| 02/09/2022  | System Member Journals |       |                   | 78.75            | 5,287.50 CR          |
| 02/09/2022  | System Member Journals |       |                   | 500.00           | 5,787.50 CR          |
| 09/09/2022  | System Member Journals |       |                   | 78.75            | 5,866.25 CR          |
| 09/09/2022  | System Member Journals |       |                   | 500.00           | 6,366.25 CR          |
| 16/09/2022  | System Member Journals |       |                   | 78.75            | 6,445.00 CR          |
| 16/09/2022  | System Member Journals |       |                   | 500.00           | 6,945.00 CR          |
| 26/09/2022  | System Member Journals |       |                   | 78.75            | 7,023.75 CR          |
| 26/09/2022  | System Member Journals |       |                   | 500.00           | 7,523.75 CR          |
| 30/09/2022  | System Member Journals |       |                   | 78.75            | 7,602.50 CR          |
| 30/09/2022  | System Member Journals |       |                   | 500.00           | 8,102.50 CR          |
| 07/10/2022  | System Member Journals |       |                   | 78.75            | 8,181.25 CR          |

## John & Donna Larder Superannuation Fund

# General Ledger

As at 30 June 2023

| Transaction Date | Description            | Units | Debit | Credit | Balance \$   |
|------------------|------------------------|-------|-------|--------|--------------|
| 07/10/2022       | System Member Journals |       |       | 500.00 | 8,681.25 CR  |
| 14/10/2022       | System Member Journals |       |       | 78.75  | 8,760.00 CR  |
| 14/10/2022       | System Member Journals |       |       | 500.00 | 9,260.00 CR  |
| 21/10/2022       | System Member Journals |       |       | 78.75  | 9,338.75 CR  |
| 21/10/2022       | System Member Journals |       |       | 500.00 | 9,838.75 CR  |
| 28/10/2022       | System Member Journals |       |       | 78.75  | 9,917.50 CR  |
| 28/10/2022       | System Member Journals |       |       | 500.00 | 10,417.50 CR |
| 04/11/2022       | System Member Journals |       |       | 78.75  | 10,496.25 CR |
| 04/11/2022       | System Member Journals |       |       | 500.00 | 10,996.25 CR |
| 11/11/2022       | System Member Journals |       |       | 78.75  | 11,075.00 CR |
| 11/11/2022       | System Member Journals |       |       | 500.00 | 11,575.00 CR |
| 18/11/2022       | System Member Journals |       |       | 78.75  | 11,653.75 CR |
| 18/11/2022       | System Member Journals |       |       | 500.00 | 12,153.75 CR |
| 25/11/2022       | System Member Journals |       |       | 78.75  | 12,232.50 CR |
| 25/11/2022       | System Member Journals |       |       | 500.00 | 12,732.50 CR |
| 02/12/2022       | System Member Journals |       |       | 78.75  | 12,811.25 CR |
| 02/12/2022       | System Member Journals |       |       | 500.00 | 13,311.25 CR |
| 09/12/2022       | System Member Journals |       |       | 78.75  | 13,390.00 CR |
| 09/12/2022       | System Member Journals |       |       | 500.00 | 13,890.00 CR |
| 16/12/2022       | System Member Journals |       |       | 78.75  | 13,968.75 CR |
| 16/12/2022       | System Member Journals |       |       | 500.00 | 14,468.75 CR |
| 23/12/2022       | System Member Journals |       |       | 78.75  | 14,547.50 CR |
| 23/12/2022       | System Member Journals |       |       | 500.00 | 15,047.50 CR |
| 30/12/2022       | System Member Journals |       |       | 78.75  | 15,126.25 CR |
| 13/01/2023       | System Member Journals |       |       | 78.75  | 15,205.00 CR |
| 13/01/2023       | System Member Journals |       |       | 78.75  | 15,283.75 CR |
| 20/01/2023       | System Member Journals |       |       | 78.75  | 15,362.50 CR |
| 27/01/2023       | System Member Journals |       |       | 78.75  | 15,441.25 CR |
| 03/02/2023       | System Member Journals |       |       | 78.75  | 15,520.00 CR |
| 10/02/2023       | System Member Journals |       |       | 78.75  | 15,598.75 CR |
| 17/02/2023       | System Member Journals |       |       | 78.75  | 15,677.50 CR |
| 24/02/2023       | System Member Journals |       |       | 78.75  | 15,756.25 CR |
| 03/03/2023       | System Member Journals |       |       | 78.75  | 15,835.00 CR |
| 10/03/2023       | System Member Journals |       |       | 78.75  | 15,913.75 CR |
| 10/03/2023       | System Member Journals |       |       | 500.00 | 16,413.75 CR |
| 17/03/2023       | System Member Journals |       |       | 78.75  | 16,492.50 CR |
| 17/03/2023       | System Member Journals |       |       | 500.00 | 16,992.50 CR |
| 23/03/2023       | System Member Journals |       |       | 78.75  | 17,071.25 CR |
| 23/03/2023       | System Member Journals |       |       | 500.00 | 17,571.25 CR |
| 24/03/2023       | System Member Journals |       |       | 157.50 | 17,728.75 CR |
| 31/03/2023       | System Member Journals |       |       | 78.75  | 17,807.50 CR |
| 31/03/2023       | System Member Journals |       |       | 500.00 | 18,307.50 CR |
| 11/04/2023       | System Member Journals |       |       | 78.75  | 18,386.25 CR |
| 11/04/2023       | System Member Journals |       |       | 500.00 | 18,886.25 CR |
| 14/04/2023       | System Member Journals |       |       | 78.75  | 18,965.00 CR |
| 14/04/2023       | System Member Journals |       |       | 500.00 | 19,465.00 CR |
| 21/04/2023       | System Member Journals |       |       | 78.75  | 19,543.75 CR |

## John & Donna Larder Superannuation Fund

# General Ledger

As at 30 June 2023

| Transaction Date | Description            | Units | Debit            | Credit           | Balance \$          |
|------------------|------------------------|-------|------------------|------------------|---------------------|
| 21/04/2023       | System Member Journals |       |                  | 500.00           | 20,043.75 CR        |
| 28/04/2023       | System Member Journals |       |                  | 78.75            | 20,122.50 CR        |
| 28/04/2023       | System Member Journals |       |                  | 500.00           | 20,622.50 CR        |
| 05/05/2023       | System Member Journals |       |                  | 78.75            | 20,701.25 CR        |
| 05/05/2023       | System Member Journals |       |                  | 500.00           | 21,201.25 CR        |
| 15/05/2023       | System Member Journals |       |                  | 78.75            | 21,280.00 CR        |
| 15/05/2023       | System Member Journals |       |                  | 500.00           | 21,780.00 CR        |
| 19/05/2023       | System Member Journals |       |                  | 78.75            | 21,858.75 CR        |
| 19/05/2023       | System Member Journals |       |                  | 500.00           | 22,358.75 CR        |
| 26/05/2023       | System Member Journals |       |                  | 78.75            | 22,437.50 CR        |
| 26/05/2023       | System Member Journals |       |                  | 500.00           | 22,937.50 CR        |
| 02/06/2023       | System Member Journals |       |                  | 78.75            | 23,016.25 CR        |
| 02/06/2023       | System Member Journals |       |                  | 500.00           | 23,516.25 CR        |
| 09/06/2023       | System Member Journals |       |                  | 78.75            | 23,595.00 CR        |
| 09/06/2023       | System Member Journals |       |                  | 500.00           | 24,095.00 CR        |
| 16/06/2023       | System Member Journals |       |                  | 78.75            | 24,173.75 CR        |
| 16/06/2023       | System Member Journals |       |                  | 500.00           | 24,673.75 CR        |
| 23/06/2023       | System Member Journals |       |                  | 78.75            | 24,752.50 CR        |
| 30/06/2023       | System Member Journals |       |                  | 78.75            | 24,831.25 CR        |
|                  |                        |       | <b>31,509.92</b> | <b>24,831.25</b> | <b>24,831.25 CR</b> |

(Contributions) Larder, John - Accumulation (LARJOH00001A)

|            |                        |  |           |        |              |
|------------|------------------------|--|-----------|--------|--------------|
| 01/07/2022 | Opening Balance        |  |           |        | 27,500.00 CR |
| 01/07/2022 | Close Period Journal   |  | 27,500.00 |        | 0.00 DR      |
| 01/07/2022 | System Member Journals |  |           | 197.89 | 197.89 CR    |
| 01/07/2022 | System Member Journals |  |           | 500.00 | 697.89 CR    |
| 08/07/2022 | System Member Journals |  |           | 197.89 | 895.78 CR    |
| 08/07/2022 | System Member Journals |  |           | 500.00 | 1,395.78 CR  |
| 15/07/2022 | System Member Journals |  |           | 197.89 | 1,593.67 CR  |
| 15/07/2022 | System Member Journals |  |           | 500.00 | 2,093.67 CR  |
| 22/07/2022 | System Member Journals |  |           | 197.89 | 2,291.56 CR  |
| 22/07/2022 | System Member Journals |  |           | 500.00 | 2,791.56 CR  |
| 29/07/2022 | System Member Journals |  |           | 197.89 | 2,989.45 CR  |
| 29/07/2022 | System Member Journals |  |           | 500.00 | 3,489.45 CR  |
| 05/08/2022 | System Member Journals |  |           | 197.89 | 3,687.34 CR  |
| 05/08/2022 | System Member Journals |  |           | 500.00 | 4,187.34 CR  |
| 12/08/2022 | System Member Journals |  |           | 197.89 | 4,385.23 CR  |
| 12/08/2022 | System Member Journals |  |           | 500.00 | 4,885.23 CR  |
| 19/08/2022 | System Member Journals |  |           | 197.89 | 5,083.12 CR  |
| 19/08/2022 | System Member Journals |  |           | 500.00 | 5,583.12 CR  |
| 26/08/2022 | System Member Journals |  |           | 197.89 | 5,781.01 CR  |
| 26/08/2022 | System Member Journals |  |           | 500.00 | 6,281.01 CR  |
| 02/09/2022 | System Member Journals |  |           | 197.89 | 6,478.90 CR  |
| 02/09/2022 | System Member Journals |  |           | 500.00 | 6,978.90 CR  |
| 09/09/2022 | System Member Journals |  |           | 197.89 | 7,176.79 CR  |
| 09/09/2022 | System Member Journals |  |           | 500.00 | 7,676.79 CR  |
| 16/09/2022 | System Member Journals |  |           | 197.89 | 7,874.68 CR  |
| 16/09/2022 | System Member Journals |  |           | 500.00 | 8,374.68 CR  |

## John & Donna Larder Superannuation Fund

# General Ledger

As at 30 June 2023

| Transaction Date | Description            | Units | Debit | Credit | Balance \$   |
|------------------|------------------------|-------|-------|--------|--------------|
| 26/09/2022       | System Member Journals |       |       | 197.89 | 8,572.57 CR  |
| 26/09/2022       | System Member Journals |       |       | 500.00 | 9,072.57 CR  |
| 30/09/2022       | System Member Journals |       |       | 197.89 | 9,270.46 CR  |
| 30/09/2022       | System Member Journals |       |       | 500.00 | 9,770.46 CR  |
| 07/10/2022       | System Member Journals |       |       | 197.89 | 9,968.35 CR  |
| 07/10/2022       | System Member Journals |       |       | 500.00 | 10,468.35 CR |
| 14/10/2022       | System Member Journals |       |       | 197.89 | 10,666.24 CR |
| 14/10/2022       | System Member Journals |       |       | 500.00 | 11,166.24 CR |
| 21/10/2022       | System Member Journals |       |       | 197.89 | 11,364.13 CR |
| 21/10/2022       | System Member Journals |       |       | 500.00 | 11,864.13 CR |
| 28/10/2022       | System Member Journals |       |       | 197.89 | 12,062.02 CR |
| 28/10/2022       | System Member Journals |       |       | 500.00 | 12,562.02 CR |
| 04/11/2022       | System Member Journals |       |       | 197.89 | 12,759.91 CR |
| 04/11/2022       | System Member Journals |       |       | 500.00 | 13,259.91 CR |
| 11/11/2022       | System Member Journals |       |       | 197.89 | 13,457.80 CR |
| 11/11/2022       | System Member Journals |       |       | 500.00 | 13,957.80 CR |
| 18/11/2022       | System Member Journals |       |       | 197.89 | 14,155.69 CR |
| 18/11/2022       | System Member Journals |       |       | 500.00 | 14,655.69 CR |
| 25/11/2022       | System Member Journals |       |       | 197.89 | 14,853.58 CR |
| 25/11/2022       | System Member Journals |       |       | 500.00 | 15,353.58 CR |
| 02/12/2022       | System Member Journals |       |       | 197.89 | 15,551.47 CR |
| 02/12/2022       | System Member Journals |       |       | 500.00 | 16,051.47 CR |
| 09/12/2022       | System Member Journals |       |       | 197.89 | 16,249.36 CR |
| 09/12/2022       | System Member Journals |       |       | 500.00 | 16,749.36 CR |
| 16/12/2022       | System Member Journals |       |       | 197.89 | 16,947.25 CR |
| 16/12/2022       | System Member Journals |       |       | 500.00 | 17,447.25 CR |
| 23/12/2022       | System Member Journals |       |       | 197.89 | 17,645.14 CR |
| 23/12/2022       | System Member Journals |       |       | 500.00 | 18,145.14 CR |
| 30/12/2022       | System Member Journals |       |       | 197.89 | 18,343.03 CR |
| 13/01/2023       | System Member Journals |       |       | 197.89 | 18,540.92 CR |
| 13/01/2023       | System Member Journals |       |       | 197.89 | 18,738.81 CR |
| 20/01/2023       | System Member Journals |       |       | 197.89 | 18,936.70 CR |
| 27/01/2023       | System Member Journals |       |       | 197.89 | 19,134.59 CR |
| 03/02/2023       | System Member Journals |       |       | 197.89 | 19,332.48 CR |
| 10/02/2023       | System Member Journals |       |       | 197.89 | 19,530.37 CR |
| 17/02/2023       | System Member Journals |       |       | 197.89 | 19,728.26 CR |
| 24/02/2023       | System Member Journals |       |       | 197.89 | 19,926.15 CR |
| 03/03/2023       | System Member Journals |       |       | 197.89 | 20,124.04 CR |
| 10/03/2023       | System Member Journals |       |       | 197.89 | 20,321.93 CR |
| 10/03/2023       | System Member Journals |       |       | 500.00 | 20,821.93 CR |
| 17/03/2023       | System Member Journals |       |       | 197.89 | 21,019.82 CR |
| 17/03/2023       | System Member Journals |       |       | 500.00 | 21,519.82 CR |
| 23/03/2023       | System Member Journals |       |       | 197.89 | 21,717.71 CR |
| 23/03/2023       | System Member Journals |       |       | 500.00 | 22,217.71 CR |
| 24/03/2023       | System Member Journals |       |       | 356.05 | 22,573.76 CR |
| 31/03/2023       | System Member Journals |       |       | 197.89 | 22,771.65 CR |
| 31/03/2023       | System Member Journals |       |       | 500.00 | 23,271.65 CR |

## John & Donna Larder Superannuation Fund

# General Ledger

As at 30 June 2023

| Transaction Date | Description            | Units | Debit            | Credit           | Balance \$          |
|------------------|------------------------|-------|------------------|------------------|---------------------|
| 11/04/2023       | System Member Journals |       |                  | 197.89           | 23,469.54 CR        |
| 11/04/2023       | System Member Journals |       |                  | 500.00           | 23,969.54 CR        |
| 14/04/2023       | System Member Journals |       |                  | 197.89           | 24,167.43 CR        |
| 14/04/2023       | System Member Journals |       |                  | 500.00           | 24,667.43 CR        |
| 21/04/2023       | System Member Journals |       |                  | 197.89           | 24,865.32 CR        |
| 21/04/2023       | System Member Journals |       |                  | 500.00           | 25,365.32 CR        |
| 28/04/2023       | System Member Journals |       |                  | 197.89           | 25,563.21 CR        |
| 28/04/2023       | System Member Journals |       |                  | 500.00           | 26,063.21 CR        |
| 05/05/2023       | System Member Journals |       |                  | 197.89           | 26,261.10 CR        |
| 05/05/2023       | System Member Journals |       |                  | 500.00           | 26,761.10 CR        |
| 15/05/2023       | System Member Journals |       |                  | 197.89           | 26,958.99 CR        |
| 15/05/2023       | System Member Journals |       |                  | 500.00           | 27,458.99 CR        |
| 19/05/2023       | System Member Journals |       |                  | 197.89           | 27,656.88 CR        |
| 19/05/2023       | System Member Journals |       |                  | 500.00           | 28,156.88 CR        |
| 26/05/2023       | System Member Journals |       |                  | 197.89           | 28,354.77 CR        |
| 26/05/2023       | System Member Journals |       |                  | 500.00           | 28,854.77 CR        |
| 02/06/2023       | System Member Journals |       |                  | 197.89           | 29,052.66 CR        |
| 02/06/2023       | System Member Journals |       |                  | 500.00           | 29,552.66 CR        |
| 09/06/2023       | System Member Journals |       |                  | 197.89           | 29,750.55 CR        |
| 09/06/2023       | System Member Journals |       |                  | 500.00           | 30,250.55 CR        |
| 16/06/2023       | System Member Journals |       |                  | 197.89           | 30,448.44 CR        |
| 16/06/2023       | System Member Journals |       |                  | 500.00           | 30,948.44 CR        |
| 23/06/2023       | System Member Journals |       |                  | 197.89           | 31,146.33 CR        |
| 30/06/2023       | System Member Journals |       |                  | 197.89           | 31,344.22 CR        |
|                  |                        |       | <b>27,500.00</b> | <b>31,344.22</b> | <b>31,344.22 CR</b> |

### Share of Profit/(Loss) (53100)

(Share of Profit/(Loss)) Larder, Donna - Accumulation (LARDON00001A)

|            |  |  |  |                  |                     |
|------------|--|--|--|------------------|---------------------|
| 01/07/2022 | Opening Balance                                      |  |  |                  | 14,486.75 DR        |
| 01/07/2022 | Close Period Journal                                 |  |  | 14,486.75        | 0.00 DR             |
| 30/06/2023 | Create Entries - Profit/Loss Allocation - 30/06/2023 |  |  | 27,328.95        | 27,328.95 CR        |
|            |  |  |  | <b>41,815.70</b> | <b>27,328.95 CR</b> |

(Share of Profit/(Loss)) Larder, John - Accumulation (LARJOH00001A)

|            |  |  |                  |                  |                     |
|------------|--|--|------------------|------------------|---------------------|
| 01/07/2022 | Opening Balance                                      |  |                  |                  | 34,003.81 CR        |
| 01/07/2022 | Close Period Journal                                 |  | 34,003.81        |                  | 0.00 DR             |
| 30/06/2023 | Create Entries - Profit/Loss Allocation - 30/06/2023 |  |                  | 35,775.46        | 35,775.46 CR        |
|            |  |  | <b>34,003.81</b> | <b>35,775.46</b> | <b>35,775.46 CR</b> |

(Share of Profit/(Loss)) Larder, John - Pension (Transition to Retirement Pension) (LARJOH00002P)

|            |  |  |  |                  |                    |
|------------|--|--|--|------------------|--------------------|
| 01/07/2022 | Opening Balance                                      |  |  |                  | 46,273.75 DR       |
| 01/07/2022 | Close Period Journal                                 |  |  | 46,273.75        | 0.00 DR            |
| 30/06/2023 | Create Entries - Profit/Loss Allocation - 30/06/2023 |  |  | 5,734.26         | 5,734.26 CR        |
|            |  |  |  | <b>52,008.01</b> | <b>5,734.26 CR</b> |

### Income Tax (53330)

(Income Tax) Larder, Donna - Accumulation (LARDON00001A)

|            |                      |  |  |          |             |
|------------|----------------------|--|--|----------|-------------|
| 01/07/2022 | Opening Balance      |  |  |          | 1,424.74 DR |
| 01/07/2022 | Close Period Journal |  |  | 1,424.74 | 0.00 DR     |



# John & Donna Larder Superannuation Fund

## General Ledger

As at 30 June 2023

| Transaction Date   | Description   | Units | Debit         | Credit          | Balance \$       |
|--|---|-------|---------------|-----------------|------------------|
| 30/06/2023   | Create Entries - Income Tax Expense Allocation - 30/06/2023 |       | 668.02        |                 | 668.02 DR        |
|  |   |       | <b>668.02</b> | <b>1,424.74</b> | <b>668.02 DR</b> |
| <u>(Income Tax) Larder, John - Accumulation (LARJOH00001A)</u>                               |   |       |               |                 |                  |
| 01/07/2022   | Opening Balance   |       |               |                 | 2,023.69 DR      |
| 01/07/2022   | Close Period Journal  |       |               | 2,023.69        | 0.00 DR          |
| 30/06/2023   | Create Entries - Income Tax Expense Allocation - 30/06/2023 |       | 874.49        |                 | 874.49 DR        |
|  |   |       | <b>874.49</b> | <b>2,023.69</b> | <b>874.49 DR</b> |
| <u>(Income Tax) Larder, John - Pension (Transition to Retirement Pension) (LARJOH00002P)</u> |   |       |               |                 |                  |
| 01/07/2022   | Opening Balance   |       |               |                 | 230.27 DR        |
| 01/07/2022   | Close Period Journal  |       |               | 230.27          | 0.00 DR          |
| 30/06/2023   | Create Entries - Income Tax Expense Allocation - 30/06/2023 |       | 140.17        |                 | 140.17 DR        |
|  |   |       | <b>140.17</b> | <b>230.27</b>   | <b>140.17 DR</b> |
| <b>Contributions Tax (53800)</b>   |   |       |               |                 |                  |
| <u>(Contributions Tax) Larder, Donna - Accumulation (LARDON00001A)</u>                       |   |       |               |                 |                  |
| 01/07/2022   | Opening Balance   |       |               |                 | 4,125.00 DR      |
| 01/07/2022   | Close Period Journal  |       |               | 4,125.00        | 0.00 DR          |
| 01/07/2022   | System Member Journals                                      |       | 11.81         |                 | 11.81 DR         |
| 01/07/2022   | System Member Journals                                      |       | 75.00         |                 | 86.81 DR         |
| 08/07/2022   | System Member Journals                                      |       | 11.81         |                 | 98.62 DR         |
| 08/07/2022   | System Member Journals                                      |       | 75.00         |                 | 173.62 DR        |
| 15/07/2022   | System Member Journals                                      |       | 11.81         |                 | 185.43 DR        |
| 15/07/2022   | System Member Journals                                      |       | 75.00         |                 | 260.43 DR        |
| 22/07/2022   | System Member Journals                                      |       | 11.81         |                 | 272.24 DR        |
| 22/07/2022   | System Member Journals                                      |       | 75.00         |                 | 347.24 DR        |
| 29/07/2022   | System Member Journals                                      |       | 11.81         |                 | 359.05 DR        |
| 29/07/2022   | System Member Journals                                      |       | 75.00         |                 | 434.05 DR        |
| 05/08/2022   | System Member Journals                                      |       | 11.81         |                 | 445.86 DR        |
| 05/08/2022   | System Member Journals                                      |       | 75.00         |                 | 520.86 DR        |
| 12/08/2022   | System Member Journals                                      |       | 11.81         |                 | 532.67 DR        |
| 12/08/2022   | System Member Journals                                      |       | 75.00         |                 | 607.67 DR        |
| 19/08/2022   | System Member Journals                                      |       | 11.81         |                 | 619.48 DR        |
| 19/08/2022   | System Member Journals                                      |       | 75.00         |                 | 694.48 DR        |
| 26/08/2022   | System Member Journals                                      |       | 11.81         |                 | 706.29 DR        |
| 26/08/2022   | System Member Journals                                      |       | 75.00         |                 | 781.29 DR        |
| 02/09/2022   | System Member Journals                                      |       | 11.81         |                 | 793.10 DR        |
| 02/09/2022   | System Member Journals                                      |       | 75.00         |                 | 868.10 DR        |
| 09/09/2022   | System Member Journals                                      |       | 11.81         |                 | 879.91 DR        |
| 09/09/2022   | System Member Journals                                      |       | 75.00         |                 | 954.91 DR        |
| 16/09/2022   | System Member Journals                                      |       | 11.81         |                 | 966.72 DR        |
| 16/09/2022   | System Member Journals                                      |       | 75.00         |                 | 1,041.72 DR      |
| 26/09/2022   | System Member Journals                                      |       | 11.81         |                 | 1,053.53 DR      |
| 26/09/2022   | System Member Journals                                      |       | 75.00         |                 | 1,128.53 DR      |
| 30/09/2022   | System Member Journals                                      |       | 11.81         |                 | 1,140.34 DR      |
| 30/09/2022   | System Member Journals                                      |       | 75.00         |                 | 1,215.34 DR      |
| 07/10/2022   | System Member Journals                                      |       | 11.81         |                 | 1,227.15 DR      |

## John & Donna Larder Superannuation Fund

# General Ledger

As at 30 June 2023

| Transaction Date | Description            | Units | Debit | Credit | Balance \$  |
|------------------|------------------------|-------|-------|--------|-------------|
| 07/10/2022       | System Member Journals |       | 75.00 |        | 1,302.15 DR |
| 14/10/2022       | System Member Journals |       | 11.81 |        | 1,313.96 DR |
| 14/10/2022       | System Member Journals |       | 75.00 |        | 1,388.96 DR |
| 21/10/2022       | System Member Journals |       | 11.81 |        | 1,400.77 DR |
| 21/10/2022       | System Member Journals |       | 75.00 |        | 1,475.77 DR |
| 28/10/2022       | System Member Journals |       | 11.81 |        | 1,487.58 DR |
| 28/10/2022       | System Member Journals |       | 75.00 |        | 1,562.58 DR |
| 04/11/2022       | System Member Journals |       | 11.81 |        | 1,574.39 DR |
| 04/11/2022       | System Member Journals |       | 75.00 |        | 1,649.39 DR |
| 11/11/2022       | System Member Journals |       | 11.81 |        | 1,661.20 DR |
| 11/11/2022       | System Member Journals |       | 75.00 |        | 1,736.20 DR |
| 18/11/2022       | System Member Journals |       | 11.81 |        | 1,748.01 DR |
| 18/11/2022       | System Member Journals |       | 75.00 |        | 1,823.01 DR |
| 25/11/2022       | System Member Journals |       | 11.81 |        | 1,834.82 DR |
| 25/11/2022       | System Member Journals |       | 75.00 |        | 1,909.82 DR |
| 02/12/2022       | System Member Journals |       | 11.81 |        | 1,921.63 DR |
| 02/12/2022       | System Member Journals |       | 75.00 |        | 1,996.63 DR |
| 09/12/2022       | System Member Journals |       | 11.81 |        | 2,008.44 DR |
| 09/12/2022       | System Member Journals |       | 75.00 |        | 2,083.44 DR |
| 16/12/2022       | System Member Journals |       | 11.81 |        | 2,095.25 DR |
| 16/12/2022       | System Member Journals |       | 75.00 |        | 2,170.25 DR |
| 23/12/2022       | System Member Journals |       | 11.81 |        | 2,182.06 DR |
| 23/12/2022       | System Member Journals |       | 75.00 |        | 2,257.06 DR |
| 30/12/2022       | System Member Journals |       | 11.81 |        | 2,268.87 DR |
| 13/01/2023       | System Member Journals |       | 11.81 |        | 2,280.68 DR |
| 13/01/2023       | System Member Journals |       | 11.81 |        | 2,292.49 DR |
| 20/01/2023       | System Member Journals |       | 11.81 |        | 2,304.30 DR |
| 27/01/2023       | System Member Journals |       | 11.81 |        | 2,316.11 DR |
| 03/02/2023       | System Member Journals |       | 11.81 |        | 2,327.92 DR |
| 10/02/2023       | System Member Journals |       | 11.81 |        | 2,339.73 DR |
| 17/02/2023       | System Member Journals |       | 11.81 |        | 2,351.54 DR |
| 24/02/2023       | System Member Journals |       | 11.81 |        | 2,363.35 DR |
| 03/03/2023       | System Member Journals |       | 11.81 |        | 2,375.16 DR |
| 10/03/2023       | System Member Journals |       | 11.81 |        | 2,386.97 DR |
| 10/03/2023       | System Member Journals |       | 75.00 |        | 2,461.97 DR |
| 17/03/2023       | System Member Journals |       | 11.81 |        | 2,473.78 DR |
| 17/03/2023       | System Member Journals |       | 75.00 |        | 2,548.78 DR |
| 23/03/2023       | System Member Journals |       | 11.81 |        | 2,560.59 DR |
| 23/03/2023       | System Member Journals |       | 75.00 |        | 2,635.59 DR |
| 24/03/2023       | System Member Journals |       | 23.63 |        | 2,659.22 DR |
| 31/03/2023       | System Member Journals |       | 11.81 |        | 2,671.03 DR |
| 31/03/2023       | System Member Journals |       | 75.00 |        | 2,746.03 DR |
| 11/04/2023       | System Member Journals |       | 11.81 |        | 2,757.84 DR |
| 11/04/2023       | System Member Journals |       | 75.00 |        | 2,832.84 DR |
| 14/04/2023       | System Member Journals |       | 11.81 |        | 2,844.65 DR |
| 14/04/2023       | System Member Journals |       | 75.00 |        | 2,919.65 DR |
| 21/04/2023       | System Member Journals |       | 11.81 |        | 2,931.46 DR |

## John & Donna Larder Superannuation Fund

# General Ledger

As at 30 June 2023

| Transaction Date | Description            | Units | Debit           | Credit          | Balance \$         |
|------------------|------------------------|-------|-----------------|-----------------|--------------------|
| 21/04/2023       | System Member Journals |       | 75.00           |                 | 3,006.46 DR        |
| 28/04/2023       | System Member Journals |       | 11.81           |                 | 3,018.27 DR        |
| 28/04/2023       | System Member Journals |       | 75.00           |                 | 3,093.27 DR        |
| 05/05/2023       | System Member Journals |       | 11.81           |                 | 3,105.08 DR        |
| 05/05/2023       | System Member Journals |       | 75.00           |                 | 3,180.08 DR        |
| 15/05/2023       | System Member Journals |       | 11.81           |                 | 3,191.89 DR        |
| 15/05/2023       | System Member Journals |       | 75.00           |                 | 3,266.89 DR        |
| 19/05/2023       | System Member Journals |       | 11.81           |                 | 3,278.70 DR        |
| 19/05/2023       | System Member Journals |       | 75.00           |                 | 3,353.70 DR        |
| 26/05/2023       | System Member Journals |       | 11.81           |                 | 3,365.51 DR        |
| 26/05/2023       | System Member Journals |       | 75.00           |                 | 3,440.51 DR        |
| 02/06/2023       | System Member Journals |       | 11.81           |                 | 3,452.32 DR        |
| 02/06/2023       | System Member Journals |       | 75.00           |                 | 3,527.32 DR        |
| 09/06/2023       | System Member Journals |       | 11.81           |                 | 3,539.13 DR        |
| 09/06/2023       | System Member Journals |       | 75.00           |                 | 3,614.13 DR        |
| 16/06/2023       | System Member Journals |       | 11.81           |                 | 3,625.94 DR        |
| 16/06/2023       | System Member Journals |       | 75.00           |                 | 3,700.94 DR        |
| 23/06/2023       | System Member Journals |       | 11.81           |                 | 3,712.75 DR        |
| 30/06/2023       | System Member Journals |       | 11.81           |                 | 3,724.56 DR        |
|                  |                        |       | <b>3,724.56</b> | <b>4,125.00</b> | <b>3,724.56 DR</b> |

(Contributions Tax) Larder, John - Accumulation (LARJOH00001A)

|            |                        |  |       |          |             |
|------------|------------------------|--|-------|----------|-------------|
| 01/07/2022 | Opening Balance        |  |       |          | 4,125.05 DR |
| 01/07/2022 | Close Period Journal   |  |       | 4,125.05 | 0.00 DR     |
| 01/07/2022 | System Member Journals |  | 29.68 |          | 29.68 DR    |
| 01/07/2022 | System Member Journals |  | 75.00 |          | 104.68 DR   |
| 08/07/2022 | System Member Journals |  | 29.68 |          | 134.36 DR   |
| 08/07/2022 | System Member Journals |  | 75.00 |          | 209.36 DR   |
| 15/07/2022 | System Member Journals |  | 29.68 |          | 239.04 DR   |
| 15/07/2022 | System Member Journals |  | 75.00 |          | 314.04 DR   |
| 22/07/2022 | System Member Journals |  | 29.68 |          | 343.72 DR   |
| 22/07/2022 | System Member Journals |  | 75.00 |          | 418.72 DR   |
| 29/07/2022 | System Member Journals |  | 29.68 |          | 448.40 DR   |
| 29/07/2022 | System Member Journals |  | 75.00 |          | 523.40 DR   |
| 05/08/2022 | System Member Journals |  | 29.68 |          | 553.08 DR   |
| 05/08/2022 | System Member Journals |  | 75.00 |          | 628.08 DR   |
| 12/08/2022 | System Member Journals |  | 29.68 |          | 657.76 DR   |
| 12/08/2022 | System Member Journals |  | 75.00 |          | 732.76 DR   |
| 19/08/2022 | System Member Journals |  | 29.68 |          | 762.44 DR   |
| 19/08/2022 | System Member Journals |  | 75.00 |          | 837.44 DR   |
| 26/08/2022 | System Member Journals |  | 29.68 |          | 867.12 DR   |
| 26/08/2022 | System Member Journals |  | 75.00 |          | 942.12 DR   |
| 02/09/2022 | System Member Journals |  | 29.68 |          | 971.80 DR   |
| 02/09/2022 | System Member Journals |  | 75.00 |          | 1,046.80 DR |
| 09/09/2022 | System Member Journals |  | 29.68 |          | 1,076.48 DR |
| 09/09/2022 | System Member Journals |  | 75.00 |          | 1,151.48 DR |
| 16/09/2022 | System Member Journals |  | 29.68 |          | 1,181.16 DR |
| 16/09/2022 | System Member Journals |  | 75.00 |          | 1,256.16 DR |

## John & Donna Larder Superannuation Fund

# General Ledger

As at 30 June 2023

| Transaction Date | Description            | Units | Debit | Credit | Balance \$  |
|------------------|------------------------|-------|-------|--------|-------------|
| 26/09/2022       | System Member Journals |       | 29.68 |        | 1,285.84 DR |
| 26/09/2022       | System Member Journals |       | 75.00 |        | 1,360.84 DR |
| 30/09/2022       | System Member Journals |       | 29.68 |        | 1,390.52 DR |
| 30/09/2022       | System Member Journals |       | 75.00 |        | 1,465.52 DR |
| 07/10/2022       | System Member Journals |       | 29.68 |        | 1,495.20 DR |
| 07/10/2022       | System Member Journals |       | 75.00 |        | 1,570.20 DR |
| 14/10/2022       | System Member Journals |       | 29.68 |        | 1,599.88 DR |
| 14/10/2022       | System Member Journals |       | 75.00 |        | 1,674.88 DR |
| 21/10/2022       | System Member Journals |       | 29.68 |        | 1,704.56 DR |
| 21/10/2022       | System Member Journals |       | 75.00 |        | 1,779.56 DR |
| 28/10/2022       | System Member Journals |       | 29.68 |        | 1,809.24 DR |
| 28/10/2022       | System Member Journals |       | 75.00 |        | 1,884.24 DR |
| 04/11/2022       | System Member Journals |       | 29.68 |        | 1,913.92 DR |
| 04/11/2022       | System Member Journals |       | 75.00 |        | 1,988.92 DR |
| 11/11/2022       | System Member Journals |       | 29.68 |        | 2,018.60 DR |
| 11/11/2022       | System Member Journals |       | 75.00 |        | 2,093.60 DR |
| 18/11/2022       | System Member Journals |       | 29.68 |        | 2,123.28 DR |
| 18/11/2022       | System Member Journals |       | 75.00 |        | 2,198.28 DR |
| 25/11/2022       | System Member Journals |       | 29.68 |        | 2,227.96 DR |
| 25/11/2022       | System Member Journals |       | 75.00 |        | 2,302.96 DR |
| 02/12/2022       | System Member Journals |       | 29.68 |        | 2,332.64 DR |
| 02/12/2022       | System Member Journals |       | 75.00 |        | 2,407.64 DR |
| 09/12/2022       | System Member Journals |       | 29.68 |        | 2,437.32 DR |
| 09/12/2022       | System Member Journals |       | 75.00 |        | 2,512.32 DR |
| 16/12/2022       | System Member Journals |       | 29.68 |        | 2,542.00 DR |
| 16/12/2022       | System Member Journals |       | 75.00 |        | 2,617.00 DR |
| 23/12/2022       | System Member Journals |       | 29.68 |        | 2,646.68 DR |
| 23/12/2022       | System Member Journals |       | 75.00 |        | 2,721.68 DR |
| 30/12/2022       | System Member Journals |       | 29.68 |        | 2,751.36 DR |
| 13/01/2023       | System Member Journals |       | 29.68 |        | 2,781.04 DR |
| 13/01/2023       | System Member Journals |       | 29.68 |        | 2,810.72 DR |
| 20/01/2023       | System Member Journals |       | 29.68 |        | 2,840.40 DR |
| 27/01/2023       | System Member Journals |       | 29.68 |        | 2,870.08 DR |
| 03/02/2023       | System Member Journals |       | 29.68 |        | 2,899.76 DR |
| 10/02/2023       | System Member Journals |       | 29.68 |        | 2,929.44 DR |
| 17/02/2023       | System Member Journals |       | 29.68 |        | 2,959.12 DR |
| 24/02/2023       | System Member Journals |       | 29.68 |        | 2,988.80 DR |
| 03/03/2023       | System Member Journals |       | 29.68 |        | 3,018.48 DR |
| 10/03/2023       | System Member Journals |       | 29.68 |        | 3,048.16 DR |
| 10/03/2023       | System Member Journals |       | 75.00 |        | 3,123.16 DR |
| 17/03/2023       | System Member Journals |       | 29.68 |        | 3,152.84 DR |
| 17/03/2023       | System Member Journals |       | 75.00 |        | 3,227.84 DR |
| 23/03/2023       | System Member Journals |       | 29.68 |        | 3,257.52 DR |
| 23/03/2023       | System Member Journals |       | 75.00 |        | 3,332.52 DR |
| 31/03/2023       | System Member Journals |       | 29.68 |        | 3,362.20 DR |
| 31/03/2023       | System Member Journals |       | 75.00 |        | 3,437.20 DR |
| 11/04/2023       | System Member Journals |       | 29.68 |        | 3,466.88 DR |

## John & Donna Larder Superannuation Fund

# General Ledger

As at 30 June 2023

| Transaction Date | Description            | Units | Debit           | Credit          | Balance \$         |
|------------------|------------------------|-------|-----------------|-----------------|--------------------|
| 11/04/2023       | System Member Journals |       | 75.00           |                 | 3,541.88 DR        |
| 14/04/2023       | System Member Journals |       | 29.68           |                 | 3,571.56 DR        |
| 14/04/2023       | System Member Journals |       | 75.00           |                 | 3,646.56 DR        |
| 21/04/2023       | System Member Journals |       | 29.68           |                 | 3,676.24 DR        |
| 21/04/2023       | System Member Journals |       | 75.00           |                 | 3,751.24 DR        |
| 28/04/2023       | System Member Journals |       | 29.68           |                 | 3,780.92 DR        |
| 28/04/2023       | System Member Journals |       | 75.00           |                 | 3,855.92 DR        |
| 05/05/2023       | System Member Journals |       | 29.68           |                 | 3,885.60 DR        |
| 05/05/2023       | System Member Journals |       | 75.00           |                 | 3,960.60 DR        |
| 15/05/2023       | System Member Journals |       | 29.68           |                 | 3,990.28 DR        |
| 15/05/2023       | System Member Journals |       | 15.83           |                 | 4,006.11 DR        |
| 19/05/2023       | System Member Journals |       | 29.68           |                 | 4,035.79 DR        |
| 26/05/2023       | System Member Journals |       | 29.68           |                 | 4,065.47 DR        |
| 02/06/2023       | System Member Journals |       | 29.68           |                 | 4,095.15 DR        |
| 09/06/2023       | System Member Journals |       | 29.68           |                 | 4,124.83 DR        |
| 30/06/2023       | System Member Journals |       | 29.68           |                 | 4,154.51 DR        |
|                  |                        |       | <b>4,154.51</b> | <b>4,125.05</b> | <b>4,154.51 DR</b> |

### **Pensions Paid (54160)**

(Pensions Paid) Larder, John - Pension (Transition to Retirement Pension) (LARJOH00002P)

|            |                        |  |               |                  |                  |
|------------|------------------------|--|---------------|------------------|------------------|
| 01/07/2022 | Opening Balance        |  |               |                  | 10,000.00 DR     |
| 01/07/2022 | Close Period Journal   |  |               | 10,000.00        | 0.00 DR          |
| 30/06/2023 | System Member Journals |  | 870.00        |                  | 870.00 DR        |
|            |                        |  | <b>870.00</b> | <b>10,000.00</b> | <b>870.00 DR</b> |

### **Internal Transfers In (56100)**

(Internal Transfers In) Larder, John - Pension (Transition to Retirement Pension) (LARJOH00002P)

|            |                      |  |                   |  |                |
|------------|----------------------|--|-------------------|--|----------------|
| 01/07/2022 | Opening Balance      |  |                   |  | 100,000.00 CR  |
| 01/07/2022 | Close Period Journal |  | 100,000.00        |  | 0.00 DR        |
|            |                      |  | <b>100,000.00</b> |  | <b>0.00 DR</b> |

### **Internal Transfers Out (57100)**

(Internal Transfers Out) Larder, John - Accumulation (LARJOH00001A)

|            |                      |  |  |                   |                |
|------------|----------------------|--|--|-------------------|----------------|
| 01/07/2022 | Opening Balance      |  |  |                   | 100,000.00 DR  |
| 01/07/2022 | Close Period Journal |  |  | 100,000.00        | 0.00 DR        |
|            |                      |  |  | <b>100,000.00</b> | <b>0.00 DR</b> |

### **Contribution Reserve (59200)**

(Contribution Reserve) Larder, Donna - Accumulation (LARDON00001A)

|            |                        |  |                 |                  |                     |
|------------|------------------------|--|-----------------|------------------|---------------------|
| 26/06/2023 | System Member Journals |  | 4,125.00        |                  | 4,125.00 DR         |
| 26/06/2023 | System Member Journals |  |                 | 27,500.00        | 23,375.00 CR        |
|            |                        |  | <b>4,125.00</b> | <b>27,500.00</b> | <b>23,375.00 CR</b> |

(Contribution Reserve) Larder, John - Accumulation (LARJOH00001A)

|            |                        |  |                 |                  |                     |
|------------|------------------------|--|-----------------|------------------|---------------------|
| 26/06/2023 | System Member Journals |  | 4,125.00        |                  | 4,125.00 DR         |
| 26/06/2023 | System Member Journals |  |                 | 27,500.00        | 23,375.00 CR        |
|            |                        |  | <b>4,125.00</b> | <b>27,500.00</b> | <b>23,375.00 CR</b> |

### **Bank Accounts (60400)**

ANZ Cash Investment Account \*5631 (154985631)

|            |                 |  |  |  |           |
|------------|-----------------|--|--|--|-----------|
| 01/07/2022 | Opening Balance |  |  |  | 600.29 DR |
|------------|-----------------|--|--|--|-----------|

## John & Donna Larder Superannuation Fund

# General Ledger

As at 30 June 2023

| Transaction Date | Description  | Units | Debit     | Credit    | Balance \$   |
|------------------|--|-------|-----------|-----------|--------------|
| 13/07/2022       | DIVIDEND FROM IHD PAYMENT<br>JUL22/00804366  |       | 1,285.08  |           | 1,885.37 DR  |
| 13/07/2022       | DIVIDEND FROM IOZ PAYMENT<br>JUL22/00875100 [System Matched Income<br>Data]  |       | 2,526.69  |           | 4,412.06 DR  |
| 15/07/2022       | DIVIDEND FROM FANG PAYMENT<br>JUL22/00809899   |       | 2,172.37  |           | 6,584.43 DR  |
| 18/07/2022       | DIVIDEND FROM GAME DST 001279425013  |       | 18.25     |           | 6,602.68 DR  |
| 18/07/2022       | DIVIDEND FROM DRIV DST 001279191446  |       | 39.16     |           | 6,641.84 DR  |
| 18/07/2022       | DIVIDEND FROM VGE PAYMENT<br>JUL22/00814166  |       | 241.98    |           | 6,883.82 DR  |
| 18/07/2022       | DIVIDEND FROM VGS PAYMENT<br>JUL22/00859068  |       | 545.05    |           | 7,428.87 DR  |
| 18/07/2022       | DIVIDEND FROM NDQ DST JUNE<br>001279665942   |       | 1,312.87  |           | 8,741.74 DR  |
| 01/09/2022       | ANZ INTERNET BANKING FUNDS TFER<br>TRANSFER 630508 FROM 484954504 [ANZ<br>INTERNET BANKING FUNDS TFER<br>TRANSFER 630508 TO 012012154985631] |       | 10,000.00 |           | 18,741.74 DR |
| 05/09/2022       | SHARE TRADE WITHDRAWAL TO CMC<br>MARKETS STOC 22433445   |       |           | 0.99      | 18,740.75 DR |
| 06/09/2022       | SHARE TRADE WITHDRAWAL TO CMC<br>MARKETS STOC C20225797  |       |           | 4,958.70  | 13,782.05 DR |
| 06/09/2022       | SHARE TRADE WITHDRAWAL TO CMC<br>MARKETS STOC C20225831  |       |           | 4,981.72  | 8,800.33 DR  |
| 06/09/2022       | SHARE TRADE WITHDRAWAL TO CMC<br>MARKETS STOC C20225890  |       |           | 7,961.73  | 838.60 DR    |
| 13/09/2022       | SHARE TRADE WITHDRAWAL TO CMC<br>MARKETS STOC 22538362   |       |           | 1.32      | 837.28 DR    |
| 15/09/2022       | TRANSFER FROM CMC MARKETS STOC<br>C20315581  |       | 3,433.80  |           | 4,271.08 DR  |
| 15/09/2022       | TRANSFER FROM CMC MARKETS STOC<br>C20315646  |       | 7,439.23  |           | 11,710.31 DR |
| 15/09/2022       | SHARE TRADE WITHDRAWAL TO CMC<br>MARKETS STOC C20316142  |       |           | 1,022.84  | 10,687.47 DR |
| 15/09/2022       | SHARE TRADE WITHDRAWAL TO CMC<br>MARKETS STOC C20316227  |       |           | 9,919.50  | 767.97 DR    |
| 21/09/2022       | DIVIDEND FROM AFG FNL DIV<br>001283810073 [System Matched Income<br>Data]  |       | 252.86    |           | 1,020.83 DR  |
| 23/09/2022       | DIVIDEND FROM TAH FNL DIV<br>001282696212 [System Matched Income<br>Data]  |       | 251.16    |           | 1,271.99 DR  |
| 18/10/2022       | DIVIDEND FROM VGS PAYMENT<br>OCT22/00859252 [System Matched Income<br>Data]  |       | 346.24    |           | 1,618.23 DR  |
| 18/10/2022       | DIVIDEND FROM VGE PAYMENT<br>OCT22/00813808 [System Matched Income<br>Data]  |       | 438.81    |           | 2,057.04 DR  |
| 19/10/2022       | DIVIDEND FROM IHD PAYMENT<br>OCT22/00804421 [System Matched Income<br>Data]  |       | 1,439.41  |           | 3,496.45 DR  |
| 19/10/2022       | DIVIDEND FROM IOZ PAYMENT<br>OCT22/00874719 [System Matched Income<br>Data]  |       | 2,492.84  |           | 5,989.29 DR  |
| 20/10/2022       | DIVIDEND FROM LOV FNL DIV<br>001285228593 [System Matched Income<br>Data]  |       | 138.38    |           | 6,127.67 DR  |
| 02/12/2022       | ANZ INTERNET BANKING FUNDS TFER<br>TRANSFER 973142 FROM 484954504 [ANZ<br>INTERNET BANKING FUNDS TFER<br>TRANSFER 973142 TO 012012154985631] |       | 10,000.00 |           | 16,127.67 DR |
| 13/01/2023       | TO CMC MARKETS STOC 23963995   |       |           | 0.33      | 16,127.34 DR |
| 17/01/2023       | SHARE TRADE WITHDRAWAL TO CMC<br>MARKETS STOC C21458906  |       |           | 10,006.45 | 6,120.89 DR  |

## John & Donna Larder Superannuation Fund

# General Ledger

As at 30 June 2023

| Transaction Date | Description  | Units | Debit     | Credit   | Balance \$   |
|------------------|--|-------|-----------|----------|--------------|
| 18/01/2023       | DIVIDEND FROM NDQ DST 001288578437<br>[System Matched Income Data]   |       | 48.40     |          | 6,169.29 DR  |
| 18/01/2023       | DIVIDEND FROM IHD PAYMENT<br>JAN23/00804362 [System Matched Income Data]   |       | 272.63    |          | 6,441.92 DR  |
| 18/01/2023       | DIVIDEND FROM VGS PAYMENT<br>JAN23/00857487 [System Matched Income Data]   |       | 301.64    |          | 6,743.56 DR  |
| 18/01/2023       | DIVIDEND FROM VGE PAYMENT<br>JAN23/00813067 [System Matched Income Data]   |       | 541.37    |          | 7,284.93 DR  |
| 18/01/2023       | DIVIDEND FROM IOZ PAYMENT<br>JAN23/00872975 [System Matched Income Data]   |       | 762.51    |          | 8,047.44 DR  |
| 18/01/2023       | DIVIDEND FROM BNKS DST 001288200919<br>[System Matched Income Data]  |       | 941.13    |          | 8,988.57 DR  |
| 19/01/2023       | ANZ INTERNET BANKING FUNDS TFER<br>TRANSFER 207990 FROM 484954504 [ANZ<br>INTERNET BANKING FUNDS TFER<br>TRANSFER 207990 TO 012012154985631] |       | 15,000.00 |          | 23,988.57 DR |
| 20/01/2023       | SHARE TRADE WITHDRAWAL TO CMC<br>MARKETS STOC 24067828   |       |           | 0.33     | 23,988.24 DR |
| 20/01/2023       | SHARE TRADE WITHDRAWAL TO CMC<br>MARKETS STOC 24057269   |       |           | 0.33     | 23,987.91 DR |
| 23/01/2023       | SHARE TRADE WITHDRAWAL TO CMC<br>MARKETS STOC 24087794   |       |           | 0.33     | 23,987.58 DR |
| 23/01/2023       | SHARE TRADE WITHDRAWAL TO CMC<br>MARKETS STOC C21522261  |       |           | 7,956.85 | 16,030.73 DR |
| 24/01/2023       | SHARE TRADE WITHDRAWAL TO CMC<br>MARKETS STOC C21535383  |       |           | 8,007.68 | 8,023.05 DR  |
| 25/01/2023       | SHARE TRADE WITHDRAWAL TO CMC<br>MARKETS STOC C21550162  |       |           | 5,004.16 | 3,018.89 DR  |
| 27/01/2023       | SHARE TRADE WITHDRAWAL TO CMC<br>MARKETS STOC 24143364   |       |           | 0.33     | 3,018.56 DR  |
| 31/01/2023       | SHARE TRADE WITHDRAWAL TO CMC<br>MARKETS STOC C21595625  |       |           | 2,806.00 | 212.56 DR    |
| 21/03/2023       | DIVIDEND FROM TAH DIV 001291755579   |       | 119.45    |          | 332.01 DR    |
| 23/03/2023       | DIVIDEND FROM AFG ITM DIV<br>001293922277 [System Matched Income Data]   |       | 173.84    |          | 505.85 DR    |
| 24/03/2023       | DIVIDEND FROM PPE INTERIM DIV<br>001291786674 [System Matched Income Data]   |       | 96.25     |          | 602.10 DR    |
| 24/03/2023       | DIVIDEND FROM PLS PAYMENT<br>MAR23/00882581 [System Matched Income Data]   |       | 114.07    |          | 716.17 DR    |
| 29/03/2023       | DIVIDEND FROM SANTOS DIVIDEND<br>AUS22/00964257  |       | 229.90    |          | 946.07 DR    |
| 06/04/2023       | DIVIDEND FROM SOUTH32 DIVIDEND<br>AI013/01045983 [System Matched Income Data]  |       | 128.07    |          | 1,074.14 DR  |
| 12/04/2023       | SHARE TRADE WITHDRAWAL TO CMC<br>MARKETS STOC 25049651   |       |           | 3.30     | 1,070.84 DR  |
| 14/04/2023       | TRANSFER FROM CMC MARKETS STOC<br>C22325227  |       | 4,062.92  |          | 5,133.76 DR  |
| 14/04/2023       | TRANSFER FROM CMC MARKETS STOC<br>C22325156  |       | 4,137.55  |          | 9,271.31 DR  |
| 14/04/2023       | TRANSFER FROM CMC MARKETS STOC<br>C22325254  |       | 7,043.72  |          | 16,315.03 DR |
| 14/04/2023       | TRANSFER FROM CMC MARKETS STOC<br>C22325223  |       | 7,400.88  |          | 23,715.91 DR |
| 14/04/2023       | TRANSFER FROM CMC MARKETS STOC<br>C22325193  |       | 7,659.98  |          | 31,375.89 DR |
| 14/04/2023       | TRANSFER FROM CMC MARKETS STOC<br>C22325140  |       | 9,555.27  |          | 40,931.16 DR |
| 14/04/2023       | TRANSFER FROM CMC MARKETS STOC<br>C22325086  |       | 9,752.31  |          | 50,683.47 DR |

# John & Donna Larder Superannuation Fund

## General Ledger

As at 30 June 2023

| Transaction Date  | Description   | Units | Debit             | Credit           | Balance \$           |
|---|---|-------|-------------------|------------------|----------------------|
| 14/04/2023  | TRANSFER FROM CMC MARKETS STOC C22325068  |       | 58,789.85         |                  | 109,473.32 DR        |
| 14/04/2023  | TRANSFER FROM CMC MARKETS STOC C22322987  |       | 99,638.22         |                  | 209,111.54 DR        |
| 14/04/2023  | TRANSFER FROM CMC MARKETS STOC C22325042 (Auto reprocessed due to distribution entered / deleted on 30/06/2023) |       | 121,647.52        |                  | 330,759.06 DR        |
| 20/04/2023  | DIVIDEND FROM VGE PAYMENT APR23/00812778 [System Matched Income Data]   |       | 30.31             |                  | 330,789.37 DR        |
| 20/04/2023  | DIVIDEND FROM LOV DIV 001295006543 [System Matched Income Data]   |       | 142.12            |                  | 330,931.49 DR        |
| 20/04/2023  | DIVIDEND FROM VGS PAYMENT APR23/00856617 [System Matched Income Data]   |       | 222.87            |                  | 331,154.36 DR        |
| 20/04/2023  | DIVIDEND FROM IHD PAYMENT APR23/00804251 [System Matched Income Data]   |       | 897.87            |                  | 332,052.23 DR        |
| 20/04/2023  | DIVIDEND FROM IOZ PAYMENT APR23/00871436 [System Matched Income Data]   |       | 1,510.66          |                  | 333,562.89 DR        |
| 28/04/2023  | CREDIT INTEREST PAID  |       | 1.28              |                  | 333,564.17 DR        |
| 18/05/2023  | SHARE TRADE WITHDRAWAL TO CMC MARKETS STOC 25469244   |       |                   | 0.66             | 333,563.51 DR        |
| 19/05/2023  | TRANSFER FROM CMC MARKETS STOC C22662735  |       | 17,043.56         |                  | 350,607.07 DR        |
| 19/05/2023  | TRANSFER FROM CMC MARKETS STOC C22661567  |       | 50,368.04         |                  | 400,975.11 DR        |
| 26/05/2023  | SHARE TRADE WITHDRAWAL TO CMC MARKETS STOC 25577189   |       |                   | 1.32             | 400,973.79 DR        |
| 29/05/2023  | SHARE TRADE WITHDRAWAL TO CMC MARKETS STOC 25599761   |       |                   | 0.66             | 400,973.13 DR        |
| 30/05/2023  | TRANSFER FROM CMC MARKETS STOC C22751768  |       | 7,669.42          |                  | 408,642.55 DR        |
| 30/05/2023  | TRANSFER FROM CMC MARKETS STOC C22751881  |       | 7,698.90          |                  | 416,341.45 DR        |
| 30/05/2023  | TRANSFER FROM CMC MARKETS STOC C22751911  |       | 7,720.04          |                  | 424,061.49 DR        |
| 30/05/2023  | SHARE TRADE WITHDRAWAL TO CMC MARKETS STOC C22751956  |       |                   | 6,010.82         | 418,050.67 DR        |
| 31/05/2023  | TRANSFER FROM CMC MARKETS STOC C22768470  |       | 4,811.05          |                  | 422,861.72 DR        |
| 31/05/2023  | SHARE TRADE WITHDRAWAL TO CMC MARKETS STOC 25631809   |       |                   | 0.66             | 422,861.06 DR        |
| 31/05/2023  | SHARE TRADE WITHDRAWAL TO CMC MARKETS STOC C22768484  |       |                   | 5,010.99         | 417,850.07 DR        |
| 31/05/2023  | CREDIT INTEREST PAID  |       | 3.24              |                  | 417,853.31 DR        |
| 02/06/2023  | TRANSFER FROM CMC MARKETS STOC C22795964 (Auto reprocessed due to distribution entered / deleted on 30/06/2023) |       | 40,500.37         |                  | 458,353.68 DR        |
| 02/06/2023  | TRANSFER FROM CMC MARKETS STOC C22795992 (Auto reprocessed due to distribution entered / deleted on 30/06/2023) |       | 43,476.40         |                  | 501,830.08 DR        |
| 30/06/2023  | Credit interest Paid  |       | 4.08              |                  | 501,834.16 DR        |
|   |   |       | <b>574,891.87</b> | <b>73,658.00</b> | <b>501,834.16 DR</b> |
| <b>Cash at Bank - ANZ Acc 4849-54504 (ANZ182763323)</b> |   |       |                   |                  |                      |
| 01/07/2022  | Opening Balance   |       |                   |                  | 4,540.12 DR          |
| 01/07/2022  | ANZ INTERNET BANKING FUNDS TFER TRANSFER 803950 FROM 351043707  |       | 78.75             |                  | 4,618.87 DR          |
| 01/07/2022  | ANZ INTERNET BANKING FUNDS TFER TRANSFER 803882 FROM 351043707  |       | 197.89            |                  | 4,816.76 DR          |
| 01/07/2022  | ANZ INTERNET BANKING FUNDS TFER TRANSFER 804036 FROM 351043707  |       | 1,000.00          |                  | 5,816.76 DR          |



## John & Donna Larder Superannuation Fund

# General Ledger

As at 30 June 2023

| Transaction Date | Description   | Units | Debit    | Credit    | Balance \$   |
|------------------|---|-------|----------|-----------|--------------|
| 08/07/2022       | ANZ INTERNET BANKING FUNDS TFER TRANSFER 281952 FROM 351043707  |       | 78.75    |           | 5,895.51 DR  |
| 08/07/2022       | ANZ INTERNET BANKING FUNDS TFER TRANSFER 281948 FROM 351043707  |       | 197.89   |           | 6,093.40 DR  |
| 08/07/2022       | ANZ INTERNET BANKING FUNDS TFER TRANSFER 281939 FROM 351043707  |       | 1,000.00 |           | 7,093.40 DR  |
| 15/07/2022       | ANZ INTERNET BANKING FUNDS TFER TRANSFER 976370 FROM 351043707  |       | 78.75    |           | 7,172.15 DR  |
| 15/07/2022       | ANZ INTERNET BANKING FUNDS TFER TRANSFER 976313 FROM 351043707  |       | 197.89   |           | 7,370.04 DR  |
| 15/07/2022       | ANZ INTERNET BANKING FUNDS TFER TRANSFER 976432 FROM 351043707  |       | 1,000.00 |           | 8,370.04 DR  |
| 22/07/2022       | ANZ INTERNET BANKING FUNDS TFER TRANSFER 678353 FROM 351043707  |       | 78.75    |           | 8,448.79 DR  |
| 22/07/2022       | ANZ INTERNET BANKING FUNDS TFER TRANSFER 678053 FROM 351043707  |       | 197.89   |           | 8,646.68 DR  |
| 22/07/2022       | ANZ INTERNET BANKING FUNDS TFER TRANSFER 678565 FROM 351043707  |       | 1,000.00 |           | 9,646.68 DR  |
| 29/07/2022       | ANZ INTERNET BANKING FUNDS TFER TRANSFER 370556 FROM 351043707  |       | 78.75    |           | 9,725.43 DR  |
| 29/07/2022       | ANZ INTERNET BANKING FUNDS TFER TRANSFER 370417 FROM 351043707  |       | 197.89   |           | 9,923.32 DR  |
| 29/07/2022       | ANZ INTERNET BANKING FUNDS TFER TRANSFER 370668 FROM 351043707  |       | 1,000.00 |           | 10,923.32 DR |
| 29/07/2022       | CREDIT INTEREST PAID  |       | 0.06     |           | 10,923.38 DR |
| 05/08/2022       | ANZ INTERNET BANKING FUNDS TFER TRANSFER 997894 FROM 351043707  |       | 78.75    |           | 11,002.13 DR |
| 05/08/2022       | ANZ INTERNET BANKING FUNDS TFER TRANSFER 997875 FROM 351043707  |       | 197.89   |           | 11,200.02 DR |
| 05/08/2022       | ANZ INTERNET BANKING FUNDS TFER TRANSFER 997900 FROM 351043707  |       | 1,000.00 |           | 12,200.02 DR |
| 12/08/2022       | ANZ INTERNET BANKING FUNDS TFER TRANSFER 817654 FROM 351043707  |       | 78.75    |           | 12,278.77 DR |
| 12/08/2022       | ANZ INTERNET BANKING FUNDS TFER TRANSFER 817560 FROM 351043707  |       | 197.89   |           | 12,476.66 DR |
| 12/08/2022       | ANZ INTERNET BANKING FUNDS TFER TRANSFER 817758 FROM 351043707  |       | 1,000.00 |           | 13,476.66 DR |
| 19/08/2022       | ANZ INTERNET BANKING FUNDS TFER TRANSFER 421478 FROM 351043707  |       | 78.75    |           | 13,555.41 DR |
| 19/08/2022       | ANZ INTERNET BANKING FUNDS TFER TRANSFER 421475 FROM 351043707  |       | 197.89   |           | 13,753.30 DR |
| 19/08/2022       | ANZ INTERNET BANKING FUNDS TFER TRANSFER 421481 FROM 351043707  |       | 1,000.00 |           | 14,753.30 DR |
| 25/08/2022       | ANZ INTERNET BANKING BPAY TAX OFFICE PAYMENT {307326}   |       |          | 685.00    | 14,068.30 DR |
| 26/08/2022       | ANZ INTERNET BANKING FUNDS TFER TRANSFER 370458 FROM 351043707  |       | 78.75    |           | 14,147.05 DR |
| 26/08/2022       | ANZ INTERNET BANKING FUNDS TFER TRANSFER 370341 FROM 351043707  |       | 197.89   |           | 14,344.94 DR |
| 26/08/2022       | ANZ INTERNET BANKING FUNDS TFER TRANSFER 370551 FROM 351043707  |       | 1,000.00 |           | 15,344.94 DR |
| 31/08/2022       | CREDIT INTEREST PAID  |       | 0.12     |           | 15,345.06 DR |
| 01/09/2022       | ANZ INTERNET BANKING FUNDS TFER TRANSFER 630508 FROM 484954504 [ANZ INTERNET BANKING FUNDS TFER TRANSFER 630508 TO 012012154985631] |       |          | 10,000.00 | 5,345.06 DR  |
| 02/09/2022       | ANZ INTERNET BANKING FUNDS TFER TRANSFER 939387 FROM 351043707  |       | 78.75    |           | 5,423.81 DR  |
| 02/09/2022       | ANZ INTERNET BANKING FUNDS TFER TRANSFER 939391 FROM 351043707  |       | 197.89   |           | 5,621.70 DR  |
| 02/09/2022       | ANZ INTERNET BANKING FUNDS TFER TRANSFER 939360 FROM 351043707  |       | 1,000.00 |           | 6,621.70 DR  |
| 09/09/2022       | ANZ INTERNET BANKING FUNDS TFER TRANSFER 901959 FROM 351043707  |       | 78.75    |           | 6,700.45 DR  |
| 09/09/2022       | ANZ INTERNET BANKING FUNDS TFER TRANSFER 901803 FROM 351043707  |       | 197.89   |           | 6,898.34 DR  |
| 09/09/2022       | ANZ INTERNET BANKING FUNDS TFER TRANSFER 902062 FROM 351043707  |       | 1,000.00 |           | 7,898.34 DR  |

## John & Donna Larder Superannuation Fund

# General Ledger

As at 30 June 2023

| Transaction Date | Description  | Units | Debit    | Credit   | Balance \$   |
|------------------|--|-------|----------|----------|--------------|
| 16/09/2022       | ANZ INTERNET BANKING FUNDS TFER TRANSFER 756710 FROM 351043707                               |       | 78.75    |          | 7,977.09 DR  |
| 16/09/2022       | ANZ INTERNET BANKING FUNDS TFER TRANSFER 756608 FROM 351043707                               |       | 197.89   |          | 8,174.98 DR  |
| 16/09/2022       | ANZ INTERNET BANKING FUNDS TFER TRANSFER 756829 FROM 351043707                               |       | 1,000.00 |          | 9,174.98 DR  |
| 26/09/2022       | ANZ INTERNET BANKING FUNDS TFER TRANSFER 488032 FROM 351043707<br>EFFECTIVE DATE 24 SEP 2022 |       | 78.75    |          | 9,253.73 DR  |
| 26/09/2022       | ANZ INTERNET BANKING FUNDS TFER TRANSFER 487940 FROM 351043707<br>EFFECTIVE DATE 24 SEP 2022 |       | 197.89   |          | 9,451.62 DR  |
| 26/09/2022       | ANZ INTERNET BANKING FUNDS TFER TRANSFER 488081 FROM 351043707<br>EFFECTIVE DATE 24 SEP 2022 |       | 1,000.00 |          | 10,451.62 DR |
| 30/09/2022       | ANZ INTERNET BANKING FUNDS TFER TRANSFER 727482 FROM 351043707                               |       | 78.75    |          | 10,530.37 DR |
| 30/09/2022       | ANZ INTERNET BANKING FUNDS TFER TRANSFER 727403 FROM 351043707                               |       | 197.89   |          | 10,728.26 DR |
| 30/09/2022       | ANZ INTERNET BANKING FUNDS TFER TRANSFER 727564 FROM 351043707                               |       | 1,000.00 |          | 11,728.26 DR |
| 30/09/2022       | CREDIT INTEREST PAID   |       | 0.07     |          | 11,728.33 DR |
| 07/10/2022       | ANZ INTERNET BANKING FUNDS TFER TRANSFER 601731 FROM 351043707                               |       | 78.75    |          | 11,807.08 DR |
| 07/10/2022       | ANZ INTERNET BANKING FUNDS TFER TRANSFER 601577 FROM 351043707                               |       | 197.89   |          | 12,004.97 DR |
| 07/10/2022       | ANZ INTERNET BANKING FUNDS TFER TRANSFER 601817 FROM 351043707                               |       | 1,000.00 |          | 13,004.97 DR |
| 14/10/2022       | ANZ INTERNET BANKING FUNDS TFER TRANSFER 356168 FROM 351043707                               |       | 78.75    |          | 13,083.72 DR |
| 14/10/2022       | ANZ INTERNET BANKING FUNDS TFER TRANSFER 356058 FROM 351043707                               |       | 197.89   |          | 13,281.61 DR |
| 14/10/2022       | ANZ INTERNET BANKING FUNDS TFER TRANSFER 356260 FROM 351043707                               |       | 1,000.00 |          | 14,281.61 DR |
| 21/10/2022       | ANZ INTERNET BANKING FUNDS TFER TRANSFER 784372 FROM 351043707                               |       | 78.75    |          | 14,360.36 DR |
| 21/10/2022       | ANZ INTERNET BANKING FUNDS TFER TRANSFER 784366 FROM 351043707                               |       | 197.89   |          | 14,558.25 DR |
| 21/10/2022       | ANZ INTERNET BANKING FUNDS TFER TRANSFER 784381 FROM 351043707                               |       | 1,000.00 |          | 15,558.25 DR |
| 28/10/2022       | ANZ INTERNET BANKING FUNDS TFER TRANSFER 464853 FROM 351043707                               |       | 78.75    |          | 15,637.00 DR |
| 28/10/2022       | ANZ INTERNET BANKING FUNDS TFER TRANSFER 464849 FROM 351043707                               |       | 197.89   |          | 15,834.89 DR |
| 28/10/2022       | ANZ INTERNET BANKING FUNDS TFER TRANSFER 464858 FROM 351043707                               |       | 1,000.00 |          | 16,834.89 DR |
| 31/10/2022       | CREDIT INTEREST PAID   |       | 0.12     |          | 16,835.01 DR |
| 04/11/2022       | ANZ INTERNET BANKING FUNDS TFER TRANSFER 655851 FROM 351043707                               |       | 78.75    |          | 16,913.76 DR |
| 04/11/2022       | ANZ INTERNET BANKING FUNDS TFER TRANSFER 655664 FROM 351043707                               |       | 197.89   |          | 17,111.65 DR |
| 04/11/2022       | ANZ INTERNET BANKING FUNDS TFER TRANSFER 656028 FROM 351043707                               |       | 1,000.00 |          | 18,111.65 DR |
| 11/11/2022       | ANZ INTERNET BANKING FUNDS TFER TRANSFER 494872 FROM 351043707                               |       | 78.75    |          | 18,190.40 DR |
| 11/11/2022       | ANZ INTERNET BANKING FUNDS TFER TRANSFER 494737 FROM 351043707                               |       | 197.89   |          | 18,388.29 DR |
| 11/11/2022       | ANZ INTERNET BANKING FUNDS TFER TRANSFER 494963 FROM 351043707                               |       | 1,000.00 |          | 19,388.29 DR |
| 18/11/2022       | ANZ INTERNET BANKING FUNDS TFER TRANSFER 171673 FROM 351043707                               |       | 78.75    |          | 19,467.04 DR |
| 18/11/2022       | ANZ INTERNET BANKING FUNDS TFER TRANSFER 171431 FROM 351043707                               |       | 197.89   |          | 19,664.93 DR |
| 18/11/2022       | ANZ INTERNET BANKING FUNDS TFER TRANSFER 171904 FROM 351043707                               |       | 1,000.00 |          | 20,664.93 DR |
| 18/11/2022       | ANZ INTERNET BANKING BPAY TAX OFFICE PAYMENT {179584}  |       |          | 1,317.00 | 19,347.93 DR |
| 25/11/2022       | ANZ INTERNET BANKING FUNDS TFER TRANSFER 552953 FROM 351043707                               |       | 78.75    |          | 19,426.68 DR |

## John & Donna Larder Superannuation Fund

# General Ledger

As at 30 June 2023

| Transaction Date | Description   | Units | Debit     | Credit    | Balance \$   |
|------------------|---|-------|-----------|-----------|--------------|
| 25/11/2022       | ANZ INTERNET BANKING FUNDS TFER TRANSFER 552936 FROM 351043707  |       | 197.89    |           | 19,624.57 DR |
| 25/11/2022       | ANZ INTERNET BANKING FUNDS TFER TRANSFER 552962 FROM 351043707  |       | 1,000.00  |           | 20,624.57 DR |
| 30/11/2022       | CREDIT INTEREST PAID  |       | 0.16      |           | 20,624.73 DR |
| 02/12/2022       | ANZ INTERNET BANKING FUNDS TFER TRANSFER 973142 FROM 484954504 [ANZ INTERNET BANKING FUNDS TFER TRANSFER 973142 TO 012012154985631] |       |           | 10,000.00 | 10,624.73 DR |
| 02/12/2022       | ANZ INTERNET BANKING FUNDS TFER TRANSFER 975068 FROM 351043707  |       | 78.75     |           | 10,703.48 DR |
| 02/12/2022       | ANZ INTERNET BANKING FUNDS TFER TRANSFER 974944 FROM 351043707  |       | 197.89    |           | 10,901.37 DR |
| 02/12/2022       | ANZ INTERNET BANKING FUNDS TFER TRANSFER 975167 FROM 351043707  |       | 1,000.00  |           | 11,901.37 DR |
| 09/12/2022       | ANZ INTERNET BANKING FUNDS TFER TRANSFER 696580 FROM 351043707  |       | 78.75     |           | 11,980.12 DR |
| 09/12/2022       | ANZ INTERNET BANKING FUNDS TFER TRANSFER 696467 FROM 351043707  |       | 197.89    |           | 12,178.01 DR |
| 09/12/2022       | ANZ INTERNET BANKING FUNDS TFER TRANSFER 696675 FROM 351043707  |       | 1,000.00  |           | 13,178.01 DR |
| 16/12/2022       | ANZ INTERNET BANKING FUNDS TFER TRANSFER 786265 FROM 351043707  |       | 78.75     |           | 13,256.76 DR |
| 16/12/2022       | ANZ INTERNET BANKING FUNDS TFER TRANSFER 786152 FROM 351043707  |       | 197.89    |           | 13,454.65 DR |
| 16/12/2022       | ANZ INTERNET BANKING FUNDS TFER TRANSFER 786350 FROM 351043707  |       | 1,000.00  |           | 14,454.65 DR |
| 23/12/2022       | ANZ INTERNET BANKING FUNDS TFER TRANSFER 623437 FROM 351043707  |       | 78.75     |           | 14,533.40 DR |
| 23/12/2022       | ANZ INTERNET BANKING FUNDS TFER TRANSFER 623312 FROM 351043707  |       | 197.89    |           | 14,731.29 DR |
| 23/12/2022       | ANZ INTERNET BANKING FUNDS TFER TRANSFER 623547 FROM 351043707  |       | 1,000.00  |           | 15,731.29 DR |
| 30/12/2022       | ANZ INTERNET BANKING FUNDS TFER TRANSFER 503759 FROM 351043707  |       | 78.75     |           | 15,810.04 DR |
| 30/12/2022       | ANZ INTERNET BANKING FUNDS TFER TRANSFER 503687 FROM 351043707  |       | 197.89    |           | 16,007.93 DR |
| 30/12/2022       | TRANSFER FROM CMC MARKETS STOC 23816514   |       | 10,000.11 |           | 26,008.04 DR |
| 30/12/2022       | CREDIT INTEREST PAID  |       | 0.11      |           | 26,008.15 DR |
| 13/01/2023       | ANZ INTERNET BANKING FUNDS TFER TRANSFER 106212 FROM 351043707  |       | 78.75     |           | 26,086.90 DR |
| 13/01/2023       | ANZ INTERNET BANKING FUNDS TFER TRANSFER 104530 FROM 351043707  |       | 78.75     |           | 26,165.65 DR |
| 13/01/2023       | ANZ INTERNET BANKING FUNDS TFER TRANSFER 106181 FROM 351043707  |       | 197.89    |           | 26,363.54 DR |
| 13/01/2023       | ANZ INTERNET BANKING FUNDS TFER TRANSFER 104510 FROM 351043707  |       | 197.89    |           | 26,561.43 DR |
| 19/01/2023       | ANZ INTERNET BANKING FUNDS TFER TRANSFER 207990 FROM 484954504 [ANZ INTERNET BANKING FUNDS TFER TRANSFER 207990 TO 012012154985631] |       |           | 15,000.00 | 11,561.43 DR |
| 20/01/2023       | ANZ INTERNET BANKING FUNDS TFER TRANSFER 771305 FROM 351043707  |       | 78.75     |           | 11,640.18 DR |
| 20/01/2023       | ANZ INTERNET BANKING FUNDS TFER TRANSFER 771206 FROM 351043707  |       | 197.89    |           | 11,838.07 DR |
| 27/01/2023       | ANZ INTERNET BANKING FUNDS TFER TRANSFER 263954 FROM 351043707  |       | 78.75     |           | 11,916.82 DR |
| 27/01/2023       | ANZ INTERNET BANKING FUNDS TFER TRANSFER 263869 FROM 351043707  |       | 197.89    |           | 12,114.71 DR |
| 31/01/2023       | CREDIT INTEREST PAID  |       | 0.19      |           | 12,114.90 DR |
| 03/02/2023       | ANZ INTERNET BANKING FUNDS TFER TRANSFER 178406 FROM 351043707  |       | 78.75     |           | 12,193.65 DR |
| 03/02/2023       | ANZ INTERNET BANKING FUNDS TFER TRANSFER 178108 FROM 351043707  |       | 197.89    |           | 12,391.54 DR |
| 10/02/2023       | ANZ INTERNET BANKING FUNDS TFER   |       | 78.75     |           | 12,470.29 DR |

## John & Donna Larder Superannuation Fund

# General Ledger

As at 30 June 2023

| Transaction Date | Description   | Units | Debit    | Credit   | Balance \$   |
|------------------|---|-------|----------|----------|--------------|
|                  | TRANSFER 486211 FROM 351043707  |       |          |          |              |
| 10/02/2023       | ANZ INTERNET BANKING FUNDS TFER<br>TRANSFER 486202 FROM 351043707                               |       | 197.89   |          | 12,668.18 DR |
| 17/02/2023       | ANZ INTERNET BANKING FUNDS TFER<br>TRANSFER 644441 FROM 351043707                               |       | 78.75    |          | 12,746.93 DR |
| 17/02/2023       | ANZ INTERNET BANKING FUNDS TFER<br>TRANSFER 644347 FROM 351043707                               |       | 197.89   |          | 12,944.82 DR |
| 24/02/2023       | ANZ INTERNET BANKING FUNDS TFER<br>TRANSFER 337615 FROM 351043707                               |       | 78.75    |          | 13,023.57 DR |
| 24/02/2023       | ANZ INTERNET BANKING FUNDS TFER<br>TRANSFER 337291 FROM 351043707                               |       | 197.89   |          | 13,221.46 DR |
| 24/02/2023       | ANZ INTERNET BANKING BPAY TAX<br>OFFICE PAYMENT {357130}  |       |          | 1,317.00 | 11,904.46 DR |
| 28/02/2023       | CREDIT INTEREST PAID  |       | 0.09     |          | 11,904.55 DR |
| 03/03/2023       | ANZ INTERNET BANKING FUNDS TFER<br>TRANSFER 555575 FROM 351043707                               |       | 78.75    |          | 11,983.30 DR |
| 03/03/2023       | ANZ INTERNET BANKING FUNDS TFER<br>TRANSFER 555435 FROM 351043707                               |       | 197.89   |          | 12,181.19 DR |
| 10/03/2023       | ANZ INTERNET BANKING FUNDS TFER<br>TRANSFER 448442 FROM 351043707                               |       | 78.75    |          | 12,259.94 DR |
| 10/03/2023       | ANZ INTERNET BANKING FUNDS TFER<br>TRANSFER 448366 FROM 351043707                               |       | 197.89   |          | 12,457.83 DR |
| 10/03/2023       | ANZ INTERNET BANKING FUNDS TFER<br>TRANSFER 448544 FROM 351043707                               |       | 1,000.00 |          | 13,457.83 DR |
| 10/03/2023       | ANZ INTERNET BANKING PAYMENT<br>452384 TO SAM GRECO ACCOUNTANTS                                 |       |          | 2,640.00 | 10,817.83 DR |
| 17/03/2023       | ANZ INTERNET BANKING FUNDS TFER<br>TRANSFER 928492 FROM 351043707                               |       | 78.75    |          | 10,896.58 DR |
| 17/03/2023       | ANZ INTERNET BANKING FUNDS TFER<br>TRANSFER 928448 FROM 351043707                               |       | 197.89   |          | 11,094.47 DR |
| 17/03/2023       | ANZ INTERNET BANKING FUNDS TFER<br>TRANSFER 928539 FROM 351043707                               |       | 1,000.00 |          | 12,094.47 DR |
| 23/03/2023       | ANZ INTERNET BANKING FUNDS TFER<br>TRANSFER 852105 FROM 351043707                               |       | 78.75    |          | 12,173.22 DR |
| 23/03/2023       | ANZ INTERNET BANKING FUNDS TFER<br>TRANSFER 852073 FROM 351043707                               |       | 197.89   |          | 12,371.11 DR |
| 23/03/2023       | ANZ INTERNET BANKING FUNDS TFER<br>TRANSFER 852141 FROM 351043707                               |       | 1,000.00 |          | 13,371.11 DR |
| 24/03/2023       | CARD ENTRY AT ANZ STRATHPINE<br>BRANCH  |       | 513.55   |          | 13,884.66 DR |
| 31/03/2023       | ANZ INTERNET BANKING FUNDS TFER<br>TRANSFER 321030 FROM 351043707                               |       | 78.75    |          | 13,963.41 DR |
| 31/03/2023       | ANZ INTERNET BANKING FUNDS TFER<br>TRANSFER 320926 FROM 351043707                               |       | 197.89   |          | 14,161.30 DR |
| 31/03/2023       | ANZ INTERNET BANKING FUNDS TFER<br>TRANSFER 321106 FROM 351043707                               |       | 1,000.00 |          | 15,161.30 DR |
| 31/03/2023       | CREDIT INTEREST PAID  |       | 0.11     |          | 15,161.41 DR |
| 31/03/2023       | 1 CHEQUE OR MERCHANT DEPOSITS -<br>FEE  |       |          | 0.60     | 15,160.81 DR |
| 31/03/2023       | 1 EXCESS STAFF ASSISTED<br>TRANSACTIONS FEE   |       |          | 1.60     | 15,159.21 DR |
| 31/03/2023       | ANZ INTERNET BANKING PAYMENT<br>342695 TO SUPER AUDITS  |       |          | 330.00   | 14,829.21 DR |
| 11/04/2023       | ANZ INTERNET BANKING FUNDS TFER<br>TRANSFER 370066 FROM 351043707<br>EFFECTIVE DATE 07 APR 2023 |       | 78.75    |          | 14,907.96 DR |
| 11/04/2023       | ANZ INTERNET BANKING FUNDS TFER<br>TRANSFER 370045 FROM 351043707<br>EFFECTIVE DATE 07 APR 2023 |       | 197.89   |          | 15,105.85 DR |
| 11/04/2023       | ANZ INTERNET BANKING FUNDS TFER<br>TRANSFER 370081 FROM 351043707<br>EFFECTIVE DATE 07 APR 2023 |       | 1,000.00 |          | 16,105.85 DR |
| 14/04/2023       | ANZ INTERNET BANKING FUNDS TFER<br>TRANSFER 659858 FROM 351043707                               |       | 78.75    |          | 16,184.60 DR |
| 14/04/2023       | ANZ INTERNET BANKING FUNDS TFER<br>TRANSFER 659597 FROM 351043707                               |       | 197.89   |          | 16,382.49 DR |
| 14/04/2023       | ANZ INTERNET BANKING FUNDS TFER<br>TRANSFER 659968 FROM 351043707                               |       | 1,000.00 |          | 17,382.49 DR |

## John & Donna Larder Superannuation Fund

# General Ledger

As at 30 June 2023

| Transaction Date | Description   | Units | Debit    | Credit   | Balance \$   |
|------------------|---|-------|----------|----------|--------------|
| 21/04/2023       | ANZ INTERNET BANKING FUNDS TFER TRANSFER 497881 FROM 351043707                            |       | 78.75    |          | 17,461.24 DR |
| 21/04/2023       | ANZ INTERNET BANKING FUNDS TFER TRANSFER 497549 FROM 351043707                            |       | 197.89   |          | 17,659.13 DR |
| 21/04/2023       | ANZ INTERNET BANKING FUNDS TFER TRANSFER 498144 FROM 351043707                            |       | 1,000.00 |          | 18,659.13 DR |
| 28/04/2023       | ANZ INTERNET BANKING FUNDS TFER TRANSFER 990402 FROM 351043707                            |       | 78.75    |          | 18,737.88 DR |
| 28/04/2023       | ANZ INTERNET BANKING FUNDS TFER TRANSFER 990304 FROM 351043707                            |       | 197.89   |          | 18,935.77 DR |
| 28/04/2023       | ANZ INTERNET BANKING FUNDS TFER TRANSFER 990474 FROM 351043707                            |       | 1,000.00 |          | 19,935.77 DR |
| 28/04/2023       | CREDIT INTEREST PAID  |       | 0.12     |          | 19,935.89 DR |
| 05/05/2023       | ANZ INTERNET BANKING FUNDS TFER TRANSFER 156234 FROM 351043707                            |       | 78.75    |          | 20,014.64 DR |
| 05/05/2023       | ANZ INTERNET BANKING FUNDS TFER TRANSFER 156163 FROM 351043707                            |       | 197.89   |          | 20,212.53 DR |
| 05/05/2023       | ANZ INTERNET BANKING FUNDS TFER TRANSFER 156292 FROM 351043707                            |       | 1,000.00 |          | 21,212.53 DR |
| 15/05/2023       | ANZ INTERNET BANKING BPAY TAX OFFICE PAYMENT {316551} EFFECTIVE DATE 13 MAY 2023          |       |          | 2,434.18 | 18,778.35 DR |
| 15/05/2023       | ANZ INTERNET BANKING FUNDS TFER TRANSFER 311323 FROM 351043707 EFFECTIVE DATE 13 MAY 2023 |       | 78.75    |          | 18,857.10 DR |
| 15/05/2023       | ANZ INTERNET BANKING FUNDS TFER TRANSFER 311284 FROM 351043707 EFFECTIVE DATE 13 MAY 2023 |       | 197.89   |          | 19,054.99 DR |
| 15/05/2023       | ANZ INTERNET BANKING FUNDS TFER TRANSFER 311399 FROM 351043707 EFFECTIVE DATE 13 MAY 2023 |       | 1,000.00 |          | 20,054.99 DR |
| 19/05/2023       | ANZ INTERNET BANKING FUNDS TFER TRANSFER 734208 FROM 351043707                            |       | 78.75    |          | 20,133.74 DR |
| 19/05/2023       | ANZ INTERNET BANKING FUNDS TFER TRANSFER 734069 FROM 351043707                            |       | 197.89   |          | 20,331.63 DR |
| 19/05/2023       | ANZ INTERNET BANKING FUNDS TFER TRANSFER 734324 FROM 351043707                            |       | 1,000.00 |          | 21,331.63 DR |
| 19/05/2023       | ANZ INTERNET BANKING BPAY TAX OFFICE PAYMENT {736158}                                     |       |          | 1,317.00 | 20,014.63 DR |
| 26/05/2023       | ANZ INTERNET BANKING FUNDS TFER TRANSFER 317138 FROM 351043707                            |       | 78.75    |          | 20,093.38 DR |
| 26/05/2023       | ANZ INTERNET BANKING FUNDS TFER TRANSFER 316849 FROM 351043707                            |       | 197.89   |          | 20,291.27 DR |
| 26/05/2023       | ANZ INTERNET BANKING FUNDS TFER TRANSFER 317460 FROM 351043707                            |       | 1,000.00 |          | 21,291.27 DR |
| 31/05/2023       | CREDIT INTEREST PAID  |       | 0.19     |          | 21,291.46 DR |
| 02/06/2023       | ANZ INTERNET BANKING FUNDS TFER TRANSFER 181079 FROM 351043707                            |       | 78.75    |          | 21,370.21 DR |
| 02/06/2023       | ANZ INTERNET BANKING FUNDS TFER TRANSFER 181082 FROM 351043707                            |       | 197.89   |          | 21,568.10 DR |
| 02/06/2023       | ANZ INTERNET BANKING FUNDS TFER TRANSFER 181088 FROM 351043707                            |       | 1,000.00 |          | 22,568.10 DR |
| 02/06/2023       | ANZ INTERNET BANKING BPAY AUDIT SHIELD {644350}   |       |          | 340.00   | 22,228.10 DR |
| 09/06/2023       | ANZ INTERNET BANKING FUNDS TFER TRANSFER 876138 FROM 351043707                            |       | 78.75    |          | 22,306.85 DR |
| 09/06/2023       | ANZ INTERNET BANKING FUNDS TFER TRANSFER 876124 FROM 351043707                            |       | 197.89   |          | 22,504.74 DR |
| 09/06/2023       | ANZ INTERNET BANKING FUNDS TFER TRANSFER 876132 FROM 351043707                            |       | 1,000.00 |          | 23,504.74 DR |
| 16/06/2023       | ANZ INTERNET BANKING FUNDS TFER TRANSFER 594690 FROM 351043707                            |       | 1,000.00 |          | 24,504.74 DR |
| 16/06/2023       | ANZ INTERNET BANKING FUNDS TFER TRANSFER 594692 FROM 351043707                            |       | 197.89   |          | 24,702.63 DR |
| 16/06/2023       | ANZ INTERNET BANKING FUNDS TFER TRANSFER 594680 FROM 351043707                            |       | 78.75    |          | 24,781.38 DR |
| 23/06/2023       | ANZ INTERNET BANKING FUNDS TFER TRANSFER 352842 FROM 351043707                            |       | 197.89   |          | 24,979.27 DR |
| 23/06/2023       | ANZ INTERNET BANKING FUNDS TFER   |       | 78.75    |          | 25,058.02 DR |

## John & Donna Larder Superannuation Fund

# General Ledger

As at 30 June 2023

| Transaction Date   | Description   | Units       | Debit             | Credit           | Balance \$          |
|--|---|-------------|-------------------|------------------|---------------------|
|  | TRANSFER 352845 FROM 351043707  |             |                   |                  |                     |
| 26/06/2023   | ANZ INTERNET BANKING FUNDS TFER<br>TRANSFER 575908 FROM 351043707           |             | 27,500.00         |                  | 52,558.02 DR        |
| 26/06/2023   | ANZ INTERNET BANKING FUNDS TFER<br>TRANSFER 575948 FROM 351043707           |             | 27,500.00         |                  | 80,058.02 DR        |
| 30/06/2023   | TRANSFER 447235 FROM 351043707  |             | 78.75             |                  | 80,136.77 DR        |
| 30/06/2023   | TRANSFER 447150 FROM 351043707  |             | 197.89            |                  | 80,334.66 DR        |
| 30/06/2023   | TRANSFER 446613 TO 014209531185235  |             |                   | 870.00           | 79,464.66 DR        |
| 30/06/2023   | CREDIT INTEREST PAID  |             | 0.25              |                  | 79,464.91 DR        |
|  |   |             | <b>121,177.17</b> | <b>46,252.38</b> | <b>79,464.91 DR</b> |
| <u>ANZ E*Trade Cash Inv Account 1827-63323 (ANZE182763323)</u> |   |             |                   |                  |                     |
| 01/07/2022   | Opening Balance   |             |                   |                  | 10,000.11 DR        |
| 30/12/2022   | TRANSFER FROM CMC MARKETS STOC<br>23816514                                  |             |                   | 10,000.11        | 0.00 DR             |
|  |   |             |                   | <b>10,000.11</b> | <b>0.00 DR</b>      |
| <u>Cash - Wealth+ Portfolio (MBL979067592)</u>                 |   |             |                   |                  |                     |
| 01/07/2022   | Opening Balance   |             |                   |                  | 512.08 DR           |
|  |   |             |                   |                  | <b>512.08 DR</b>    |
| <b>Distributions Receivable (61800)</b>                        |   |             |                   |                  |                     |
| <u>Distribution Receivable (00023)</u>                         |   |             |                   |                  |                     |
| 01/07/2022   | Opening Balance   |             |                   |                  | 8,141.45 DR         |
| 13/07/2022   | DIVIDEND FROM IHD PAYMENT<br>JUL22/00804366                                 |             |                   | 1,285.08         | 6,856.37 DR         |
| 13/07/2022   | DIVIDEND FROM IOZ PAYMENT<br>JUL22/00875100 [System Matched Income<br>Data] |             |                   | 2,526.69         | 4,329.68 DR         |
| 15/07/2022   | DIVIDEND FROM FANG PAYMENT<br>JUL22/00809899                                |             |                   | 2,172.37         | 2,157.31 DR         |
| 18/07/2022   | DIVIDEND FROM GAME DST 001279425013   |             |                   | 18.25            | 2,139.06 DR         |
| 18/07/2022   | DIVIDEND FROM DRIV DST 001279191446   |             |                   | 39.16            | 2,099.90 DR         |
| 18/07/2022   | DIVIDEND FROM VGE PAYMENT<br>JUL22/00814166                                 |             |                   | 241.98           | 1,857.92 DR         |
| 18/07/2022   | DIVIDEND FROM VGS PAYMENT<br>JUL22/00859068                                 |             |                   | 545.05           | 1,312.87 DR         |
| 18/07/2022   | DIVIDEND FROM NDQ DST JUNE<br>001279665942                                  |             |                   | 1,312.87         | 0.00 DR             |
|  |   |             |                   | <b>8,141.45</b>  | <b>0.00 DR</b>      |
| <u>Betashares Nasdaq 100 Etf (NDQ.AX1)</u>                     |   |             |                   |                  |                     |
| 30/06/2023   | Distribution Receivable - BETASHARES<br>NASDAQ 100 ETF                      |             | 1,220.99          |                  | 1,220.99 DR         |
|  |   |             | <b>1,220.99</b>   |                  | <b>1,220.99 DR</b>  |
| <b>Dividends Receivable (62000)</b>                            |   |             |                   |                  |                     |
| <u>Ishares Core S&amp;p/asx 200 Etf (IOZ.AX)</u>               |   |             |                   |                  |                     |
| 30/06/2023   | IOZ.AX Year End Accrual   |             | 0.01              |                  | 0.01 DR             |
|  |   |             | <b>0.01</b>       |                  | <b>0.01 DR</b>      |
| <b>Managed Investments (Australian) (74700)</b>                |   |             |                   |                  |                     |
| <u>Morgans Wealth Plus portfolio (MorgansWealth+)</u>          |   |             |                   |                  |                     |
| 01/07/2022   | Opening Balance   | 1.00        |                   |                  | 0.00 DR             |
|  |   | <b>1.00</b> |                   |                  | <b>0.00 DR</b>      |
| <b>Shares in Listed Companies (Australian) (77600)</b>         |   |             |                   |                  |                     |
| <u>Australian Finance Group Ltd (AFG.AX)</u>                   |   |             |                   |                  |                     |

## John & Donna Larder Superannuation Fund

# General Ledger

As at 30 June 2023

| Transaction Date                                 | Description   | Units            | Debit            | Credit            | Balance \$         |
|--|---|------------------|------------------|-------------------|--------------------|
| 06/09/2022                                       | SHARE TRADE WITHDRAWAL TO CMC MARKETS STOC C20225797  | 2,634.00         | 4,958.70         |                   | 4,958.70 DR        |
| 14/04/2023                                       | TRANSFER FROM CMC MARKETS STOC C22325156  | (2,634.00)       |                  | 4,958.70          | 0.00 DR            |
|  |   | <b>0.00</b>      | <b>4,958.70</b>  | <b>4,958.70</b>   | <b>0.00 DR</b>     |
| <u>Brainchip Holdings Ltd (BRN.AX)</u>           |   |                  |                  |                   |                    |
| 01/07/2022                                       | Opening Balance   | 6,627.00         |                  |                   | 5,301.60 DR        |
| 30/06/2023                                       | Revaluation - 30/06/2023 @ \$0.365000 (Custom) - 6,627.000000 Units on hand                                     |                  |                  | 2,882.74          | 2,418.86 DR        |
|  |   | <b>6,627.00</b>  |                  | <b>2,882.74</b>   | <b>2,418.86 DR</b> |
| <u>Clarity Pharmaceuticals Ltd (CU6.AX)</u>      |   |                  |                  |                   |                    |
| 01/07/2022                                       | Opening Balance   | 12,018.00        |                  |                   | 6,129.18 DR        |
| 15/09/2022                                       | TRANSFER FROM CMC MARKETS STOC C20315646  | (12,018.00)      |                  | 9,819.62          | 3,690.44 CR        |
| 15/09/2022                                       | Unrealised Gain writeback as at 15/09/2022  |                  | 3,690.44         |                   | 0.00 DR            |
|  |   | <b>0.00</b>      | <b>3,690.44</b>  | <b>9,819.62</b>   | <b>0.00 DR</b>     |
| <u>EBR Systems Inc. (EBR.AX)</u>                 |   |                  |                  |                   |                    |
| 30/05/2023                                       | SHARE TRADE WITHDRAWAL TO CMC MARKETS STOC C22751956  | 5,263.00         | 6,010.82         |                   | 6,010.82 DR        |
| 31/05/2023                                       | SHARE TRADE WITHDRAWAL TO CMC MARKETS STOC C22768484  | 3,937.00         | 5,010.99         |                   | 11,021.81 DR       |
| 30/06/2023                                       | Revaluation - 30/06/2023 @ \$0.895000 (Custom) - 9,200.000000 Units on hand                                     |                  |                  | 2,787.81          | 8,234.00 DR        |
|  |   | <b>9,200.00</b>  | <b>11,021.81</b> | <b>2,787.81</b>   | <b>8,234.00 DR</b> |
| <u>Immutep Limited (IMM.AX)</u>                  |   |                  |                  |                   |                    |
| 01/07/2022                                       | Opening Balance   | 15,091.00        |                  |                   | 4,376.39 DR        |
| 30/06/2023                                       | Revaluation - 30/06/2023 @ \$0.300000 (Custom) - 15,091.000000 Units on hand                                    |                  | 150.91           |                   | 4,527.30 DR        |
|  |   | <b>15,091.00</b> | <b>150.91</b>    |                   | <b>4,527.30 DR</b> |
| <u>Ishares Core S&amp;p/asx 200 Etf (IOZ.AX)</u> |   |                  |                  |                   |                    |
| 01/07/2022                                       | Opening Balance   | 4,118.00         |                  |                   | 112,339.04 DR      |
| 14/04/2023                                       | TRANSFER FROM CMC MARKETS STOC C22325042 (Auto reprocessed due to distribution entered / deleted on 30/06/2023) | (4,118.00)       |                  | 119,960.92        | 7,621.88 CR        |
| 14/04/2023                                       | Unrealised Gain writeback as at 14/04/2023  |                  | 7,621.88         |                   | 0.00 DR            |
|  |   | <b>0.00</b>      | <b>7,621.88</b>  | <b>119,960.92</b> | <b>0.00 DR</b>     |
| <u>Lovisa Holdings Limited (LOV.AX)</u>          |   |                  |                  |                   |                    |
| 01/07/2022                                       | Opening Balance   | 374.00           |                  |                   | 5,164.94 DR        |
| 14/04/2023                                       | TRANSFER FROM CMC MARKETS STOC C22325140  | (374.00)         |                  | 4,980.07          | 184.87 DR          |
| 14/04/2023                                       | Unrealised Gain writeback as at 14/04/2023  |                  |                  | 184.87            | 0.00 DR            |
|  |   | <b>0.00</b>      |                  | <b>5,164.94</b>   | <b>0.00 DR</b>     |
| <u>New Hope Corporation Limited (NHC.AX)</u>     |   |                  |                  |                   |                    |
| 23/01/2023                                       | SHARE TRADE WITHDRAWAL TO CMC MARKETS STOC C21522261  | 1,208.00         | 7,956.85         |                   | 7,956.85 DR        |
| 14/04/2023                                       | TRANSFER FROM CMC MARKETS STOC C22325254  | (1,208.00)       |                  | 7,956.85          | 0.00 DR            |
|  |   | <b>0.00</b>      | <b>7,956.85</b>  | <b>7,956.85</b>   | <b>0.00 DR</b>     |
| <u>Pilbara Minerals Limited (PLS.AX)</u>         |   |                  |                  |                   |                    |
| 25/01/2023                                       | SHARE TRADE WITHDRAWAL TO CMC MARKETS STOC C21550162  | 1,037.00         | 5,004.16         |                   | 5,004.16 DR        |
| 31/05/2023                                       | TRANSFER FROM CMC MARKETS STOC C22768470  | (1,037.00)       |                  | 5,004.16          | 0.00 DR            |

# John & Donna Larder Superannuation Fund

## General Ledger

As at 30 June 2023

| Transaction Date   | Description  | Units           | Debit            | Credit           | Balance \$          |
|--|--|-----------------|------------------|------------------|---------------------|
|  |  | <b>0.00</b>     | <b>5,004.16</b>  | <b>5,004.16</b>  | <b>0.00 DR</b>      |
| <u>Peoplein Limited (PPE.AX)</u>                                 |  |                 |                  |                  |                     |
| 06/09/2022   | SHARE TRADE WITHDRAWAL TO CMC MARKETS STOC C20225831                         | 1,375.00        | 4,981.72         |                  | 4,981.72 DR         |
| 14/04/2023   | TRANSFER FROM CMC MARKETS STOC C22325227                                     | (1,375.00)      |                  | 4,981.72         | 0.00 DR             |
|  |  | <b>0.00</b>     | <b>4,981.72</b>  | <b>4,981.72</b>  | <b>0.00 DR</b>      |
| <u>South32 Limited (S32.AX)</u>                                  |  |                 |                  |                  |                     |
| 24/01/2023   | SHARE TRADE WITHDRAWAL TO CMC MARKETS STOC C21535383                         | 1,746.00        | 8,007.68         |                  | 8,007.68 DR         |
| 14/04/2023   | TRANSFER FROM CMC MARKETS STOC C22325193                                     | (1,746.00)      |                  | 8,007.68         | 0.00 DR             |
|  |  | <b>0.00</b>     | <b>8,007.68</b>  | <b>8,007.68</b>  | <b>0.00 DR</b>      |
| <u>Sandfire Resources Limited (SFR.AX)</u>                       |  |                 |                  |                  |                     |
| 15/09/2022   | SHARE TRADE WITHDRAWAL TO CMC MARKETS STOC C20316142                         | 227.00          | 1,022.84         |                  | 1,022.84 DR         |
| 15/09/2022   | SHARE TRADE WITHDRAWAL TO CMC MARKETS STOC C20316227                         | 2,242.00        | 9,919.50         |                  | 10,942.34 DR        |
| 31/01/2023   | SHARE TRADE WITHDRAWAL TO CMC MARKETS STOC C21595625                         | 430.00          | 2,806.00         |                  | 13,748.34 DR        |
| 19/05/2023   | TRANSFER FROM CMC MARKETS STOC C22662735                                     | (2,899.00)      |                  | 13,748.34        | 0.00 DR             |
|  |  | <b>0.00</b>     | <b>13,748.34</b> | <b>13,748.34</b> | <b>0.00 DR</b>      |
| <u>Santos Limited (STO.AX)</u>                                   |  |                 |                  |                  |                     |
| 06/09/2022   | SHARE TRADE WITHDRAWAL TO CMC MARKETS STOC C20225890                         | 1,028.00        | 7,961.73         |                  | 7,961.73 DR         |
| 14/04/2023   | TRANSFER FROM CMC MARKETS STOC C22325223                                     | (1,028.00)      |                  | 7,961.73         | 0.00 DR             |
|  |  | <b>0.00</b>     | <b>7,961.73</b>  | <b>7,961.73</b>  | <b>0.00 DR</b>      |
| <u>Tabcorp Holdings Limited (TAH.AX)</u>                         |  |                 |                  |                  |                     |
| 01/07/2022   | Opening Balance  | 3,864.00        |                  |                  | 4,115.16 DR         |
| 15/09/2022   | TRANSFER FROM CMC MARKETS STOC C20315581                                     | (3,684.00)      |                  | 3,758.28         | 356.88 DR           |
| 15/09/2022   | Unrealised Gain writeback as at 15/09/2022                                   |                 |                  | 165.18           | 191.70 DR           |
| 17/01/2023   | SHARE TRADE WITHDRAWAL TO CMC MARKETS STOC C21458906                         | 9,009.00        | 10,006.45        |                  | 10,198.15 DR        |
| 14/04/2023   | TRANSFER FROM CMC MARKETS STOC C22325086                                     | (9,189.00)      |                  | 10,190.08        | 8.07 DR             |
| 14/04/2023   | Unrealised Gain writeback as at 14/04/2023                                   |                 |                  | 8.07             | 0.00 DR             |
|  |  | <b>0.00</b>     | <b>10,006.45</b> | <b>14,121.61</b> | <b>0.00 DR</b>      |
| <u>Telix Pharmaceuticals Limited (TLX.AX)</u>                    |  |                 |                  |                  |                     |
| 01/07/2022   | Opening Balance  | 1,214.00        |                  |                  | 5,499.42 DR         |
| 30/06/2023   | Revaluation - 30/06/2023 @ \$11.370000 (Custom) - 1,214.000000 Units on hand |                 | 8,303.76         |                  | 13,803.18 DR        |
|  |  | <b>1,214.00</b> | <b>8,303.76</b>  |                  | <b>13,803.18 DR</b> |
| <b>Shares in Listed Companies (Overseas) (77700)</b>             |  |                 |                  |                  |                     |
| <u>Western Uranium &amp; Vanadium Corp. (WUC)</u>                |  |                 |                  |                  |                     |
| 01/07/2022   | Opening Balance  | 440.00          |                  |                  | 567.60 DR           |
| 30/06/2023   | Revaluation - 30/06/2023 @ \$1.132900 (Exit) - 440.000000 Units on hand      |                 |                  | 69.12            | 498.48 DR           |
|  |  | <b>440.00</b>   |                  | <b>69.12</b>     | <b>498.48 DR</b>    |
| <b>Shares in Unlisted Private Companies (Australian) (77800)</b> |  |                 |                  |                  |                     |
| <u>Neon Capital Ltd (NEONCAP)</u>                                |  |                 |                  |                  |                     |
| 01/07/2022   | Opening Balance  | 1,050.00        |                  |                  | 0.00 DR             |



# John & Donna Larder Superannuation Fund

## General Ledger

As at 30 June 2023

| Transaction Date   | Description   | Units           | Debit            | Credit           | Balance \$          |
|--|---|-----------------|------------------|------------------|---------------------|
|  |   | <b>1,050.00</b> |                  |                  | <b>0.00 DR</b>      |
| <b>Units in Listed Unit Trusts (Australian) (78200)</b>                |   |                 |                  |                  |                     |
| <u>Betashares Global Banks Etf - Currency Hedged (BNKS.AX)</u>         |   |                 |                  |                  |                     |
| 01/07/2022   | Opening Balance   | 7,014.00        |                  |                  | 40,751.34 DR        |
| 02/06/2023   | TRANSFER FROM CMC MARKETS STOC C22795964 (Auto reprocessed due to distribution entered / deleted on 30/06/2023) | (7,014.00)      |                  | 49,783.96        | 9,032.62 CR         |
| 02/06/2023   | Unrealised Gain writeback as at 02/06/2023  |                 | 9,032.62         |                  | 0.00 DR             |
|  |   | <b>0.00</b>     | <b>9,032.62</b>  | <b>49,783.96</b> | <b>0.00 DR</b>      |
| <u>Betashares Electric Vehicles And Ftr Mobility Etf (DRIV.AX)</u>     |   |                 |                  |                  |                     |
| 01/07/2022   | Opening Balance   | 916.00          |                  |                  | 7,804.32 DR         |
| 30/05/2023   | TRANSFER FROM CMC MARKETS STOC C22751911  | (916.00)        |                  | 9,894.43         | 2,090.11 CR         |
| 30/05/2023   | Unrealised Gain writeback as at 30/05/2023  |                 | 2,090.11         |                  | 0.00 DR             |
|  |   | <b>0.00</b>     | <b>2,090.11</b>  | <b>9,894.43</b>  | <b>0.00 DR</b>      |
| <u>Global X Fang+ Etf (FANG.AX1)</u>                                   |   |                 |                  |                  |                     |
| 01/07/2022   | Opening Balance   | 3,165.00        |                  |                  | 37,505.25 DR        |
| 19/05/2023   | TRANSFER FROM CMC MARKETS STOC C22661567  | (3,165.00)      |                  | 49,871.90        | 12,366.65 CR        |
| 19/05/2023   | Unrealised Gain writeback as at 19/05/2023  |                 | 12,366.65        |                  | 0.00 DR             |
|  |   | <b>0.00</b>     | <b>12,366.65</b> | <b>49,871.90</b> | <b>0.00 DR</b>      |
| <u>Betashares Video Games And Esports Etf (GAME.AX)</u>                |   |                 |                  |                  |                     |
| 01/07/2022   | Opening Balance   | 815.00          |                  |                  | 7,661.00 DR         |
| 30/05/2023   | TRANSFER FROM CMC MARKETS STOC C22751881  | (815.00)        |                  | 9,976.10         | 2,315.10 CR         |
| 30/05/2023   | Unrealised Gain writeback as at 30/05/2023  |                 | 2,315.10         |                  | 0.00 DR             |
|  |   | <b>0.00</b>     | <b>2,315.10</b>  | <b>9,976.10</b>  | <b>0.00 DR</b>      |
| <u>Ishares S&amp;p/asx Div Opportunities Esg Screened Etf (IHD.AX)</u> |   |                 |                  |                  |                     |
| 01/07/2022   | Opening Balance   | 4,465.00        |                  |                  | 57,107.35 DR        |
| 14/04/2023   | TRANSFER FROM CMC MARKETS STOC C22325068  | (4,465.00)      |                  | 59,803.04        | 2,695.69 CR         |
| 14/04/2023   | Unrealised Gain writeback as at 14/04/2023  |                 | 2,695.69         |                  | 0.00 DR             |
|  |   | <b>0.00</b>     | <b>2,695.69</b>  | <b>59,803.04</b> | <b>0.00 DR</b>      |
| <u>Betashares Future Of Payments Etf (IPAY.AX)</u>                     |   |                 |                  |                  |                     |
| 01/07/2022   | Opening Balance   | 862.00          |                  |                  | 7,068.40 DR         |
| 30/05/2023   | TRANSFER FROM CMC MARKETS STOC C22751768  | (862.00)        |                  | 9,958.81         | 2,890.41 CR         |
| 30/05/2023   | Unrealised Gain writeback as at 30/05/2023  |                 | 2,890.41         |                  | 0.00 DR             |
|  |   | <b>0.00</b>     | <b>2,890.41</b>  | <b>9,958.81</b>  | <b>0.00 DR</b>      |
| <u>Betashares Nasdaq 100 Etf (NDQ.AX1)</u>                             |   |                 |                  |                  |                     |
| 01/07/2022   | Opening Balance   | 1,560.00        |                  |                  | 41,667.60 DR        |
| 30/06/2023   | Revaluation - 30/06/2023 @ \$35.240000 (Custom) - 1,560.000000 Units on hand                                    |                 | 13,306.80        |                  | 54,974.40 DR        |
|  |   | <b>1,560.00</b> | <b>13,306.80</b> |                  | <b>54,974.40 DR</b> |
| <u>Vanguard Ftse Emerging Markets Shares Etf (VGE.AX)</u>              |   |                 |                  |                  |                     |
| 01/07/2022   | Opening Balance   | 655.00          |                  |                  | 43,878.45 DR        |
| 02/06/2023   | TRANSFER FROM CMC MARKETS STOC C22795992 (Auto reprocessed due to   | (655.00)        |                  | 49,982.58        | 6,104.13 CR         |

# John & Donna Larder Superannuation Fund

## General Ledger

As at 30 June 2023

| Transaction Date      | Description  | Units       | Debit            | Credit           | Balance \$         |
|-----------------------|--|-------------|------------------|------------------|--------------------|
|                       | distribution entered / deleted on 30/06/2023)                                    |             |                  |                  |                    |
| 02/06/2023            | Unrealised Gain writeback as at 02/06/2023                                       |             | 6,104.13         |                  | 0.00 DR            |
|                       |  | <b>0.00</b> | <b>6,104.13</b>  | <b>49,982.58</b> | <b>0.00 DR</b>     |
|                       | <u>Vanguard Msci Index International Shares Etf (VGS.AX)</u>                     |             |                  |                  |                    |
| 01/07/2022            | Opening Balance  | 994.00      |                  |                  | 88,287.08 DR       |
| 14/04/2023            | TRANSFER FROM CMC MARKETS STOC C22322987   | (994.00)    |                  | 99,937.23        | 11,650.15 CR       |
| 14/04/2023            | Unrealised Gain writeback as at 14/04/2023                                       |             | 11,650.15        |                  | 0.00 DR            |
|                       |  | <b>0.00</b> | <b>11,650.15</b> | <b>99,937.23</b> | <b>0.00 DR</b>     |
|                       | <b>GST Payable/Refundable (84000)</b>  |             |                  |                  |                    |
|                       | <u>GST Payable/Refundable (84000)</u>  |             |                  |                  |                    |
| 01/07/2022            | Opening Balance  |             |                  |                  | 56.67 DR           |
| 01/07/2022            | Clear GST Account  |             |                  | 56.67            | 0.00 DR            |
|                       |  |             |                  | <b>56.67</b>     | <b>0.00 DR</b>     |
|                       | <b>Income Tax Payable/Refundable (85000)</b>                                     |             |                  |                  |                    |
|                       | <u>Income Tax Payable/Refundable (85000)</u>                                     |             |                  |                  |                    |
| 01/07/2022            | Opening Balance  |             |                  |                  | 2,175.18 CR        |
| 01/07/2022            | 2022 Income Tax  |             | 2,175.18         |                  | 0.00 DR            |
| 18/11/2022            | ANZ INTERNET BANKING BPAY TAX OFFICE PAYMENT {179584}                            |             | 1,317.00         |                  | 1,317.00 DR        |
| 24/02/2023            | ANZ INTERNET BANKING BPAY TAX OFFICE PAYMENT {357130}                            |             | 1,317.00         |                  | 2,634.00 DR        |
| 19/05/2023            | ANZ INTERNET BANKING BPAY TAX OFFICE PAYMENT {736158}                            |             | 1,317.00         |                  | 3,951.00 DR        |
| 30/06/2023            | June 23 QTR PAYGI  |             | 2,835.00         |                  | 6,786.00 DR        |
| 30/06/2023            | Create Entries - Franking Credits Adjustment - 30/06/2023                        |             | 3,473.79         |                  | 10,259.79 DR       |
| 30/06/2023            | Create Entries - Foreign Credits Adjustment - 30/06/2023                         |             | 388.97           |                  | 10,648.76 DR       |
| 30/06/2023            | Create Entries - Income Tax Expense - 30/06/2023                                 |             |                  | 17,811.75        | 7,162.99 CR        |
|                       |  |             | <b>12,823.94</b> | <b>17,811.75</b> | <b>7,162.99 CR</b> |
|                       | <b>Creditors - ATO (88010)</b>   |             |                  |                  |                    |
|                       | <u>Creditors - ATO (88010)</u>   |             |                  |                  |                    |
| 01/07/2022            | 2022 Income Tax  |             |                  | 685.00           | 685.00 CR          |
| 01/07/2022            | 2022 Income Tax  |             |                  | 1,749.18         | 2,434.18 CR        |
| 01/07/2022            | Clear GST Account  |             | 56.67            |                  | 2,377.51 CR        |
| 25/08/2022            | ANZ INTERNET BANKING BPAY TAX OFFICE PAYMENT {307326}                            |             | 685.00           |                  | 1,692.51 CR        |
| 15/05/2023            | ANZ INTERNET BANKING BPAY TAX OFFICE PAYMENT {316551} EFFECTIVE DATE 13 MAY 2023 |             | 2,434.18         |                  | 741.67 DR          |
| 30/06/2023            | June 23 QTR PAYGI  |             |                  | 2,835.00         | 2,093.33 CR        |
|                       |  |             | <b>3,175.85</b>  | <b>5,269.18</b>  | <b>2,093.33 CR</b> |
| <b>Total Debits:</b>  | <b>1,348,483.03</b>  |             |                  |                  |                    |
| <b>Total Credits:</b> | <b>1,348,483.03</b>  |             |                  |                  |                    |

John & Donna Larder Superannuation Fund  
**Statement of Financial Position**

As at 30 June 2023

|  | Note | 2023<br>\$        | 2022<br>\$        |
|--|------|-------------------|-------------------|
| <b>Assets</b>  |      |                   |                   |
| <b>Investments</b>   |      |                   |                   |
| Shares in Listed Companies (Australian)                                    | 2    | 28,983.34         | 142,925.73        |
| Shares in Listed Companies (Overseas)                                      | 3    | 498.48            | 567.60            |
| Units in Listed Unit Trusts (Australian)                                   | 4    | 54,974.40         | 331,730.79        |
| <b>Total Investments</b>   |      | <u>84,456.22</u>  | <u>475,224.12</u> |
| <b>Other Assets</b>  |      |                   |                   |
| ANZ E*Trade Cash Inv Account 1827-63323                                    |      | 0.00              | 10,000.11         |
| Cash at Bank - ANZ Acc 4849-54504  |      | 79,464.91         | 4,540.12          |
| Cash - Wealth+ Portfolio   |      | 512.08            | 512.08            |
| Distributions Receivable   |      | 1,220.99          | 8,141.45          |
| ANZ Cash Investment Account *5631  |      | 501,834.16        | 600.29            |
| Dividends Receivable   |      | 0.01              | 0.00              |
| GST Refundable   |      | 0.00              | 56.67             |
| <b>Total Other Assets</b>  |      | <u>583,032.15</u> | <u>23,850.72</u>  |
| <b>Total Assets</b>  |      | <u>667,488.37</u> | <u>499,074.84</u> |
| Less:  |      |                   |                   |
| <b>Liabilities</b>   |      |                   |                   |
| Income Tax Payable   |      | 7,162.99          | 2,175.18          |
| Creditors - ATO  |      | 2,093.33          | 0.00              |
| <b>Total Liabilities</b>   |      | <u>9,256.32</u>   | <u>2,175.18</u>   |
| <b>Net assets available to pay benefits</b>                                |      | <u>658,232.05</u> | <u>496,899.66</u> |
| Represented by:  |      |                   |                   |
| <b>Liability for accrued benefits allocated to members' accounts</b>       | 6, 7 |                   |                   |
| Larder, Donna - Accumulation   |      | 243,783.94        | 196,016.32        |
| Larder, John - Accumulation  |      | 319,478.04        | 257,387.36        |
| Larder, John - Pension (Transition to Retirement Pension)                  |      | 48,220.07         | 43,495.98         |
| Contribution and Investment Reserves                                       |      | 46,750.00         | 0.00              |
| <b>Total Liability for accrued benefits allocated to members' accounts</b> |      | <u>658,232.05</u> | <u>496,899.66</u> |

The accompanying notes form part of these financial statements.

Refer to compilation report

# John & Donna Larder Superannuation Fund

## Operating Statement

For the year ended 30 June 2023

|   | Note | 2023              | 2022             |
|---|------|-------------------|------------------|
|   |      | \$                | \$               |
| <b>Income</b>   |      |                   |                  |
| <b>Investment Income</b>  |      |                   |                  |
| Trust Distributions   | 10   | 11,467.69         | 8,121.11         |
| Dividends Received  | 9    | 1,646.10          | 10,339.67        |
| Interest Received   |      | 10.19             | 206.97           |
| <b>Investment Gains</b>   |      |                   |                  |
| Changes in Market Values  | 11   | 55,433.69         | (47,800.68)      |
| <b>Contribution Income</b>  |      |                   |                  |
| Employer Contributions  |      | 107,529.14        | 46,963.40        |
| Personal Concessional   |      | 0.00              | 8,036.60         |
| Personal Non Concessional   |      | 3,646.33          | 4,029.92         |
| Other Contributions   |      | 0.00              | (20.00)          |
| <b>Total Income</b>   |      | <u>179,733.14</u> | <u>29,876.99</u> |
| <b>Expenses</b>   |      |                   |                  |
| Accountancy Fees  |      | 2,640.00          | 1,210.00         |
| ATO Supervisory Levy  |      | 259.00            | 259.00           |
| Auditor's Remuneration  |      | 330.00            | 330.00           |
| Morgans Wealth Plus fees  |      | 0.00              | 773.06           |
| Bank Charges  |      | 12.76             | 6.27             |
| Insurance   |      | 340.00            | 320.00           |
|   |      | <u>3,581.76</u>   | <u>2,898.33</u>  |
| <b>Member Payments</b>  |      |                   |                  |
| Pensions Paid   |      | 870.00            | 10,000.00        |
| <b>Total Expenses</b>   |      | <u>4,451.76</u>   | <u>12,898.33</u> |
| <b>Benefits accrued as a result of operations before income tax</b> |      |                   |                  |
|   |      | <u>175,281.38</u> | <u>16,978.66</u> |
| Income Tax Expense  | 12   | 13,948.99         | 6,654.18         |
| <b>Benefits accrued as a result of operations</b>                   |      | <u>161,332.39</u> | <u>10,324.48</u> |

The accompanying notes form part of these financial statements.

Refer to compilation report



John & Donna Larder Superannuation Fund

# Fund Summary Report

As at 30/06/2023

---

Cannot generate Depreciation Schedule report. ERROR - There is no data. Depreciation Schedule Report cannot be displayed.