

# John & Donna Larder Superannuation Fund

## Trial Balance

As at 30 June 2023

Last Year	Code	Account Name	Units	Debits	Credits
				\$	\$
	<b>23800</b>	<b>Distributions Received</b>			
	23800/BNKS.AX	Betashares Global Banks Etf - Currency Hedged			941.13
(39.16)	23800/DRIV.AX	Betashares Electric Vehicles And Ftr Mobility Etf			
(2,172.37)	23800/FANG.AX1	Global X Fang+ Etf			
(18.25)	23800/GAME.AX	Betashares Video Games And Esports Etf			
(2,275.16)	23800/IHD.AX	Ishares S&p/asx Div Opportunities Esg Screened Etf			2,609.91
	23800/IOZ.AX	Ishares Core S&p/asx 200 Etf			4,766.02
(1,004.52)	23800/MorgansWealth+	Morgans Wealth Plus portfolio			
(1,312.87)	23800/NDQ.AX1	Betashares Nasdaq 100 Etf			1,269.39
(348.45)	23800/VGE.AX	Vanguard Ftse Emerging Markets Shares Etf			1,010.49
(950.33)	23800/VGS.AX	Vanguard Msci Index International Shares Etf			870.75
	<b>23900</b>	<b>Dividends Received</b>			
	23900/AFG.AX	Australian Finance Group Ltd			426.70
(4,073.60)	23900/IOZ.AX	Ishares Core S&p/asx 200 Etf			
	23900/LOV.AX	Lovisa Holdings Limited			280.50
(6,266.07)	23900/MorgansWealth+	Morgans Wealth Plus portfolio			
	23900/PLS.AX	Pilbara Minerals Limited			114.07
	23900/PPE.AX	Peoplein Limited			96.25
	23900/S32.AX	South32 Limited			128.07
	23900/STO.AX	Santos Limited			229.90
	23900/TAH.AX	Tabcorp Holdings Limited			370.61
	<b>24200</b>	<b>Contributions</b>			
(31,509.92)	24200/LARDON00001A	(Contributions) Larder, Donna - Accumulation			52,173.75
(27,500.00)	24200/LARJOH00001A	(Contributions) Larder, John - Accumulation			58,488.17
47,800.68	24700	Changes in Market Values of Investments			55,433.69
	<b>25000</b>	<b>Interest Received</b>			
(7.34)	25000/154985631	ANZ Cash Investment Account *5631			8.60
(1.34)	25000/ANZ182763323	Cash at Bank - ANZ Acc 4849-54504			1.59
(198.29)	25000/MBL979067592	Cash - Wealth+ Portfolio			1.47
1,210.00	30100	Accountancy Fees		2,640.00	
259.00	30400	ATO Supervisory Levy		259.00	
330.00	30700	Auditor's Remuneration		330.00	

## John & Donna Larder Superannuation Fund

# Trial Balance

As at 30 June 2023

Last Year	Code	Account Name	Units	Debits	Credits
				\$	\$
773.06	30902	Morgans Wealth Plus fees			
6.27	31500	Bank Charges		12.76	
320.00	38000	Insurance		340.00	
	<b>41600</b>	<b>Pensions Paid</b>			
10,000.00	41600/LARJOH00002P	(Pensions Paid) Larder, John - Pension (Transition to Retirement Pension)		870.00	
6,654.18	48500	Income Tax Expense		13,925.44	
10,324.48	49000	Profit/Loss Allocation Account		160,843.86	
	<b>50010</b>	<b>Opening Balance</b>			
(184,542.89)	50010/LARDON00001A	(Opening Balance) Larder, Donna - Accumulation			196,016.32
(302,032.29)	50010/LARJOH00001A	(Opening Balance) Larder, John - Accumulation			257,387.36
	50010/LARJOH00002P	(Opening Balance) Larder, John - Pension (Transition to Retirement Pension)			43,495.98
	<b>52420</b>	<b>Contributions</b>			
(31,509.92)	52420/LARDON00001A	(Contributions) Larder, Donna - Accumulation			24,673.75
(27,500.00)	52420/LARJOH00001A	(Contributions) Larder, John - Accumulation			30,988.17
	<b>53100</b>	<b>Share of Profit/(Loss)</b>			
14,486.75	53100/LARDON00001A	(Share of Profit/(Loss)) Larder, Donna - Accumulation			27,329.53
(34,003.81)	53100/LARJOH00001A	(Share of Profit/(Loss)) Larder, John - Accumulation			35,796.88
46,273.75	53100/LARJOH00002P	(Share of Profit/(Loss)) Larder, John - Pension (Transition to Retirement Pension)			5,713.73
	<b>53330</b>	<b>Income Tax</b>			
1,424.74	53330/LARDON00001A	(Income Tax) Larder, Donna - Accumulation		668.06	
2,023.69	53330/LARJOH00001A	(Income Tax) Larder, John - Accumulation		875.03	
230.27	53330/LARJOH00002P	(Income Tax) Larder, John - Pension (Transition to Retirement Pension)		139.67	
	<b>53800</b>	<b>Contributions Tax</b>			
4,125.00	53800/LARDON00001A	(Contributions Tax) Larder, Donna - Accumulation		3,700.93	
4,125.05	53800/LARJOH00001A	(Contributions Tax) Larder, John - Accumulation		4,154.51	
	<b>54160</b>	<b>Pensions Paid</b>			
10,000.00	54160/LARJOH00002P	(Pensions Paid) Larder, John - Pension (Transition to Retirement Pension)		870.00	
	<b>56100</b>	<b>Internal Transfers In</b>			
	56100/LARJOH00001A	(Internal Transfers In) Larder, John - Accumulation			48,220.07
(100,000.00)	56100/LARJOH00002P	(Internal Transfers In) Larder, John - Pension (Transition to Retirement Pension)			0.00
	<b>57100</b>	<b>Internal Transfers Out</b>			

## John & Donna Larder Superannuation Fund

# Trial Balance

As at 30 June 2023

Last Year	Code	Account Name	Units	Debits \$	Credits \$
100,000.00	57100/LARJOH00001A	(Internal Transfers Out) Larder, John - Accumulation			0.00
	57100/LARJOH00002P	(Internal Transfers Out) Larder, John - Pension (Transition to Retirement Pension)		48,220.07	
	<b>59200</b>	<b>Contribution Reserve</b>			
	59200/LARDON00001A	(Contribution Reserve) Larder, Donna - Accumulation			23,375.00
	59200/LARJOH00001A	(Contribution Reserve) Larder, John - Accumulation			23,375.00
	<b>60400</b>	<b>Bank Accounts</b>			
600.29	60400/154985631	ANZ Cash Investment Account *5631		501,834.16	
4,540.12	60400/ANZ182763323	Cash at Bank - ANZ Acc 4849-54504		79,464.91	
10,000.11	60400/ANZE182763323	ANZ E*Trade Cash Inv Account 1827-63323			0.00
512.08	60400/MBL979067592	Cash - Wealth+ Portfolio			0.00
	<b>61800</b>	<b>Distributions Receivable</b>			
8,141.45	61800/00023	Distribution Receivable			0.00
	61800/NDQ.AX1	Betashares Nasdaq 100 Etf		1,220.99	
	<b>62000</b>	<b>Dividends Receivable</b>			
	62000/IOZ.AX	Ishares Core S&p/asx 200 Etf		0.01	
	<b>74700</b>	<b>Managed Investments (Australian)</b>			
0.00	74700/MorgansWealth+	Morgans Wealth Plus portfolio	1.0000		0.00
	<b>77600</b>	<b>Shares in Listed Companies (Australian)</b>			
5,301.60	77600/BRN.AX	Brainchip Holdings Ltd	6,627.0000	2,418.86	
6,129.18	77600/CU6.AX	Clarity Pharmaceuticals Ltd	0.0000		0.00
	77600/EBR.AX	EBR Systems Inc.	9,200.0000	8,234.00	
4,376.39	77600/IMM.AX	Immutep Limited	15,091.0000	4,527.30	
112,339.04	77600/IOZ.AX	Ishares Core S&p/asx 200 Etf	0.0000		0.00
5,164.94	77600/LOV.AX	Lovisa Holdings Limited	0.0000		0.00
4,115.16	77600/TAH.AX	Tabcorp Holdings Limited	0.0000		0.00
5,499.42	77600/TLX.AX	Telix Pharmaceuticals Limited	1,214.0000	13,803.18	
	<b>77700</b>	<b>Shares in Listed Companies (Overseas)</b>			
567.60	77700/WUC	Western Uranium & Vanadium Corp.	440.0000	498.48	
	<b>77800</b>	<b>Shares in Unlisted Private Companies (Australian)</b>			
0.00	77800/NEONCAP	Neon Capital Ltd	1,050.0000		0.00
	<b>78200</b>	<b>Units in Listed Unit Trusts (Australian)</b>			
40,751.34	78200/BNKS.AX	Betashares Global Banks Etf - Currency Hedged	0.0000		0.00

**John & Donna Larder Superannuation Fund**

**Trial Balance**

As at 30 June 2023

Last Year	Code	Account Name	Units	Debits \$	Credits \$
7,804.32	78200/DRIV.AX	Betashares Electric Vehicles And Ftr Mobility Etf	0.0000		0.00
37,505.25	78200/FANG.AX1	Global X Fang+ Etf	0.0000		0.00
7,661.00	78200/GAME.AX	Betashares Video Games And Esports Etf	0.0000		0.00
57,107.35	78200/IHD.AX	Ishares S&p/asx Div Opportunities Esg Screened Etf	0.0000		0.00
7,068.40	78200/IPAY.AX	Betashares Future Of Payments Etf	0.0000		0.00
41,667.60	78200/NDQ.AX1	Betashares Nasdaq 100 Etf	1,560.0000	54,974.40	
43,878.45	78200/VGE.AX	Vanguard Ftse Emerging Markets Shares Etf	0.0000		0.00
88,287.08	78200/VGS.AX	Vanguard Msci Index International Shares Etf	0.0000		0.00
56.67	84000	GST Payable/Refundable			0.00
(2,175.18)	85000	Income Tax Payable/Refundable			7,139.44
0.00	88010	Creditors - ATO			2,093.33
				<b>904,825.62</b>	<b>904,825.62</b>

**Current Year Profit/(Loss): 174,769.30**

# John & Donna Larder Superannuation Fund

## Interest Reconciliation Report

For The Period 01 July 2022 - 30 June 2023

Date	Payment Amount	Gross Interest	TFN Withheld	Foreign Income	Foreign Credits
<b>Bank Accounts</b>					
154985631 ANZ Cash Investment Account *5631					
28/04/2023	1.28	1.28			
31/05/2023	3.24	3.24			
30/06/2023	4.08	4.08			
	8.60	8.60			
ANZ182763323 Cash at Bank - ANZ Acc 4849-54504					
29/07/2022	0.06	0.06			
31/08/2022	0.12	0.12			
30/09/2022	0.07	0.07			
31/10/2022	0.12	0.12			
30/11/2022	0.16	0.16			
30/12/2022	0.11	0.11			
31/01/2023	0.19	0.19			
28/02/2023	0.09	0.09			
31/03/2023	0.11	0.11			
28/04/2023	0.12	0.12			
31/05/2023	0.19	0.19			
30/06/2023	0.25	0.25			
	1.59	1.59			

MBL979067592 Cash - Wealth+ Portfolio

**John & Donna Larder Superannuation Fund**  
**Interest Reconciliation Report**

For The Period 01 July 2022 - 30 June 2023

---

<b>Date</b>	<b>Payment Amount</b>	<b>Gross Interest</b>	<b>TFN Withheld</b>	<b>Foreign Income</b>	<b>Foreign Credits</b>
24/03/2023	1.47	1.47			
	1.47	1.47			
	<b>11.66</b>	<b>11.66</b>			
<b>TOTAL</b>	<b>11.66</b>	<b>11.66</b>			

---

**Tax Return Reconciliation**

	<b>Totals</b>	<b>Tax Return Label</b>
<b>Gross Interest</b>	11.66	11C

---

# John & Donna Larder Superannuation Fund

## Dividend Reconciliation Report

For The Period 01 July 2022 - 30 June 2023

Date	Net Payment Received	Australian Income			Foreign Income			Withheld		
		Unfranked	Franked	Franking Credits	Foreign Income	Foreign Credits	NZ Credits	TFN Withheld	Non-Resident	LIC Deduction
<b>Shares in Listed Companies (Australian)</b>										
AFG.AX Australian Finance Group Ltd										
21/09/2022	252.86	0.00	252.86	108.37						
23/03/2023	173.84	0.00	173.84	74.50						
	426.70	0.00	426.70	182.87						
LOV.AX Lovisa Holdings Limited										
20/10/2022	138.38	96.87	41.51	17.79						
20/04/2023	142.12	0.00	142.12	60.91						
	280.50	96.87	183.63	78.70						
PLS.AX Pilbara Minerals Limited										
24/03/2023	114.07	0.00	114.07	48.89						
	114.07	0.00	114.07	48.89						
PPE.AX Peoplein Limited										
24/03/2023	96.25	0.00	96.25	41.25						
	96.25	0.00	96.25	41.25						
S32.AX South32 Limited										
06/04/2023	128.07	0.00	128.07	54.89						

# John & Donna Larder Superannuation Fund

## Dividend Reconciliation Report

For The Period 01 July 2022 - 30 June 2023

Date	Net Payment Received	Australian Income			Foreign Income			Withheld		
		Unfranked	Franked	Franking Credits	Foreign Income	Foreign Credits	NZ Credits	TFN Withheld	Non-Resident	LIC Deduction
	128.07	0.00	128.07	54.89						
STO.AX Santos Limited										
29/03/2023	229.90	229.90								
	229.90	229.90								
TAH.AX Tabcorp Holdings Limited										
23/09/2022	251.16	0.00	251.16	107.64						
21/03/2023	119.45	0.00	119.45	51.19						
	370.61	0.00	370.61	158.83						
	<b>1,646.10</b>	<b>326.77</b>	<b>1,319.33</b>	<b>565.43</b>						



**John & Donna Larder Superannuation Fund**  
**Dividend Reconciliation Report**

For The Period 01 July 2022 - 30 June 2023

Date	Net Payment Received	Australian Income			Foreign Income			Withheld		
		Unfranked	Franked	Franking Credits	Foreign Income	Foreign Credits	NZ Credits	TFN Withheld	Non-Resident	LIC Deduction
TOTAL	1,646.10	326.77	1,319.33	565.43						

**Tax Return Reconciliation**

	Totals	Tax Return Label
Unfranked	326.77	J
Franked Dividends	1,319.33	K
Franking Credits	565.43	L



# John & Donna Larder Superannuation Fund

## Distribution Reconciliation Report

For The Period 01 July 2022 - 30 June 2023

Date	Non Primary Production Income (A) * <sub>1</sub>					Distributed Capital Gains (B) * <sub>2</sub>					Foreign Income * <sub>3</sub>		Non-Assessable			Taxable Income
	Payment Received	Franked	Unfranked	Interest/ Other	Franking Credits	Discounted (After Discount)	Rate * <sub>5</sub>	CGT Concession	Indexed	Other	Foreign Income	Foreign Credits	Tax Exempt	Tax Free	Tax Deferred / AMIT * <sub>6</sub>	
18/01/2023	272.63						S								0.00	
20/04/2023	897.87						S								0.00	
30/06/2023	0.00	2,441.31	45.63	0.39	1,117.39	0.00	I	0.00	0.00	0.00	122.58	2.35	0.00	0.00	0.00	3,729.65
	2,609.91	2,441.31	45.63	0.39	1,117.39	0.00		0.00	0.00	0.00	122.58	2.35	0.00	0.00	0.00	3,729.65
<i>Net Cash Distribution:</i>	<i>2,609.91</i>															
NDQ.AX Betashares Nasdaq 100 Etf																
18/01/2023	48.40						S								0.00	
30/06/2023	1,220.99						S								0.00	
30/06/2023	0.00	0.00	0.00	0.69	0.00	577.25	I	577.25	0.00	0.00	114.20	59.07	0.00	0.00	0.00	751.21
	1,269.39	0.00	0.00	0.69	0.00	577.25		577.25	0.00	0.00	114.20	59.07	0.00	0.00	0.00	751.21
<i>Net Cash Distribution:</i>	<i>1,269.39</i>															
VGE.AX Vanguard Ftse Emerging Markets Shares Etf																
18/10/2022	438.81						S								0.00	
18/01/2023	541.37						S								0.00	
20/04/2023	30.31						S								0.00	
30/06/2023	0.00	0.00	0.00	10.59	0.00	17.60	I	17.60	0.00	0.00	960.00	186.67	0.00	0.00	4.70	1,174.86
	1,010.49	0.00	0.00	10.59	0.00	17.60		17.60	0.00	0.00	960.00	186.67	0.00	0.00	4.70	1,174.86
<i>Net Cash Distribution:</i>	<i>1,010.49</i>															
VGS.AX Vanguard Msci Index International Shares Etf																

**John & Donna Larder Superannuation Fund**  
**Distribution Reconciliation Report**

For The Period 01 July 2022 - 30 June 2023

Date	Payment Received	Non Primary Production Income (A) * <sub>1</sub>				Distributed Capital Gains (B) * <sub>2</sub>					Foreign Income * <sub>3</sub>		Non-Assessable			Taxable Income	
		Franked	Unfranked	Interest/ Other	Franking Credits	Discounted (After Discount)	Rate * <sub>5</sub>	CGT Concession	Indexed	Other	Foreign Income	Foreign Credits	Tax Exempt	Tax Free	Tax Deferred / AMIT * <sub>6</sub>		
18/10/2022	346.24						S									0.00	
18/01/2023	301.64						S									0.00	
20/04/2023	222.87						S									0.00	
30/06/2023	0.00	0.00	0.00	24.17	0.00	0.00	I	0.00	0.00	0.00	846.59	135.75	0.00	0.00	0.00	1,006.51	
	870.75	0.00	0.00	24.17	0.00	0.00		0.00	0.00	0.00	846.59	135.75	0.00	0.00	0.00	1,006.51	
<i>Net Cash Distribution:</i>		870.76	<i>Variance^:</i>	<i>(0.01)</i>													
	<b>6,701.67</b>	<b>2,441.31</b>	<b>45.63</b>	<b>35.84</b>	<b>1,117.39</b>	<b>594.85</b>		<b>594.85</b>	<b>0.00</b>	<b>0.00</b>	<b>2,043.37</b>	<b>383.84</b>	<b>0.00</b>	<b>0.00</b>	<b>945.83</b>	<b>6,662.23</b>	

# John & Donna Larder Superannuation Fund

## Distribution Reconciliation Report

For The Period 01 July 2022 - 30 June 2023

Date	Non Primary Production Income (A) * <sub>1</sub>				Distributed Capital Gains (B) * <sub>2</sub>				Foreign Income * <sub>3</sub>		Non-Assessable				Taxable Income	
	Payment Received	Franked	Unfranked	Interest/ Other	Franking Credits	Discounted (After Discount)	Rate * <sub>5</sub>	CGT Concession	Indexed	Other	Foreign Income	Foreign Credits	Tax Exempt	Tax Free		Tax Deferred / AMIT * <sub>6</sub>
<b>TOTAL</b>	11,467.69	6,619.25	362.35	160.92	2,908.36	594.85		594.85	0.00	0.00	2,138.67	388.97	0.07	0.00	996.74	13,173.37

### Total Distributed Gains

Discount Rate	Discounted	Gross
Superfund 1/3	0.00	0.00
Individual 50%(I)	594.85	1,189.70
<b>Total</b>	<b>594.85</b>	<b>1,189.70</b>

### \*<sub>1</sub> Summary of Non Primary Production Income (A)

Tax Label	Franked	Unfranked	Interest/Other	Less Other Deduction	Income Before Credits * <sub>7</sub>	Franking Credits	Total Including Credits
11M Gross trust distributions	6,619.25	362.35	160.92	0.00	7,142.52	2,908.36	<b>10,050.88</b>

\*<sub>2</sub> Forms part of the Net Capital Gains calculation for Tax Label 11A.

\*<sub>3</sub> Forms part of the Foreign Credits calculation for Tax Label 11D, D1, 13C1.

\*<sub>4</sub> Taxable Income is designed to match Tax Statement provided by Fund Manager.

Taxable Income in the SMSF Annual Return will be different due to application of Capital Losses in Net Capital Gain calculation and application of different discount method.

\*<sub>5</sub> This is the discount rate selected for the transaction. "S" being Super Funds at 1/3 and "I" being Individual at 50%.

\*<sub>6</sub> AMIT cost base net increase is reflected as negative amount i.e. negative tax deferred and AMIT cost base net decrease is reflected as positive amount i.e. positive tax deferred.

\*<sub>7</sub> Sum of Income Before Credits reconciles with Taxable Trust Distributions in Statement of Taxable Income.

^ Variance between Payment Received and Net Cash Distribution.

# John & Donna Larder Superannuation Fund

## Contributions Breakdown Report

For The Period 01 July 2022 - 30 June 2023

### Summary

Member	D.O.B	Age (at 30/06/2022)	Total Super Balance (at 30/06/2022) *1	Concessional	Non-Concessional	Other	Reserves	Total
Larder, Donna	16/08/1963	58	196,016.32	24,673.75	0.00	0.00	27,500.00	52,173.75
Larder, John	03/10/1960	61	300,883.34	27,697.89	3,290.28	0.00	27,500.00	58,488.17
<b>All Members</b>				<b>52,371.64</b>	<b>3,290.28</b>	<b>0.00</b>	<b>55,000.00</b>	<b>110,661.92</b>

\*1 TSB can include information external to current fund's transaction records. The amount is per individual across all funds.

### Contribution Caps

Member	Contribution Type	Contributions	Cap	Current Position
Larder, Donna	Concessional	24,673.75	27,500.00	2,826.25 Below Cap
	Non-Concessional	0.00	110,000.00	110,000.00 Below Cap
Larder, John	Concessional	27,697.89	27,500.00	197.89 Over Cap
	Non-Concessional	3,290.28	110,000.00	106,709.72 Below Cap

### Carry Forward Unused Concessional Contribution Cap

Member	2018	2019	2020	2021	2022	2023	Current Position
Larder, Donna							
Concessional Contribution Cap	25,000.00	25,000.00	25,000.00	25,000.00	27,500.00	27,500.00	
Concessional Contribution	3,633.75	24,015.08	26,982.50	25,000.00	27,500.00	24,673.75	
Unused Concessional Contribution	0.00	984.92	0.00	0.00	0.00	2,826.25	
Cumulative Carry Forward Unused	N/A	0.00	984.92	0.00	0.00	0.00	
Maximum Cap Available	25,000.00	25,000.00	25,984.92	25,000.00	27,500.00	27,500.00	2,826.25 Below Cap
Total Super Balance	68,680.55	81,899.50	93,092.02	103,588.40	184,542.89	196,016.32	
Larder, John							
Concessional Contribution Cap	25,000.00	25,000.00	25,000.00	25,000.00	27,500.00	27,500.00	
Concessional Contribution	24,131.04	25,000.00	27,033.04	25,000.00	27,500.00	27,697.89	
Unused Concessional Contribution	0.00	0.00	0.00	0.00	0.00	0.00	
Cumulative Carry Forward Unused	N/A	0.00	0.00	0.00	0.00	0.00	
Maximum Cap Available	25,000.00	25,000.00	25,000.00	25,000.00	27,500.00	27,500.00	197.89 Over Cap
Total Super Balance	161,194.83	177,437.16	179,813.96	179,920.60	302,032.29	300,883.34	



22/07/2022	ANZ INTERNET BANKING FUNDS TFER TRANSFER 678565 FROM 351043707	Employer	500.00
29/07/2022	ANZ INTERNET BANKING FUNDS TFER TRANSFER 370556 FROM 351043707	Employer	78.75
29/07/2022	ANZ INTERNET BANKING FUNDS TFER TRANSFER 370668 FROM 351043707	Employer	500.00
05/08/2022	ANZ INTERNET BANKING FUNDS TFER TRANSFER 997894 FROM 351043707	Employer	78.75
05/08/2022	ANZ INTERNET BANKING FUNDS TFER TRANSFER 997900 FROM 351043707	Employer	500.00
12/08/2022	ANZ INTERNET BANKING FUNDS TFER TRANSFER 817654 FROM 351043707	Employer	78.75
12/08/2022	ANZ INTERNET BANKING FUNDS TFER TRANSFER 817758 FROM 351043707	Employer	500.00
19/08/2022	ANZ INTERNET BANKING FUNDS TFER TRANSFER 421478 FROM 351043707	Employer	78.75
19/08/2022	ANZ INTERNET BANKING FUNDS TFER TRANSFER 421481 FROM 351043707	Employer	500.00
26/08/2022	ANZ INTERNET BANKING FUNDS TFER TRANSFER 370458 FROM 351043707	Employer	78.75

---



26/08/2022	ANZ INTERNET BANKING FUNDS TFER TRANSFER 370551 FROM 351043707	Employer	500.00
02/09/2022	ANZ INTERNET BANKING FUNDS TFER TRANSFER 939387 FROM 351043707	Employer	78.75
02/09/2022	ANZ INTERNET BANKING FUNDS TFER TRANSFER 939360 FROM 351043707	Employer	500.00
09/09/2022	ANZ INTERNET BANKING FUNDS TFER TRANSFER 901959 FROM 351043707	Employer	78.75
09/09/2022	ANZ INTERNET BANKING FUNDS TFER TRANSFER 902062 FROM 351043707	Employer	500.00
16/09/2022	ANZ INTERNET BANKING FUNDS TFER TRANSFER 756710 FROM 351043707	Employer	78.75
16/09/2022	ANZ INTERNET BANKING FUNDS TFER TRANSFER 756829 FROM 351043707	Employer	500.00
26/09/2022	ANZ INTERNET BANKING FUNDS TFER TRANSFER 488032 FROM 351043707 EFFECTIVE DATE 24 SEP 2022	Employer	78.75
26/09/2022	ANZ INTERNET BANKING FUNDS TFER TRANSFER 488081 FROM 351043707 EFFECTIVE DATE 24 SEP 2022	Employer	500.00
30/09/2022	ANZ INTERNET	Employer	78.75

---

	TFER TRANSFER 727482 FROM 351043707		
30/09/2022	ANZ INTERNET BANKING FUNDS TFER TRANSFER 727564 FROM 351043707	Employer	500.00
07/10/2022	ANZ INTERNET BANKING FUNDS TFER TRANSFER 601731 FROM 351043707	Employer	78.75
07/10/2022	ANZ INTERNET BANKING FUNDS TFER TRANSFER 601817 FROM 351043707	Employer	500.00
14/10/2022	ANZ INTERNET BANKING FUNDS TFER TRANSFER 356168 FROM 351043707	Employer	78.75
14/10/2022	ANZ INTERNET BANKING FUNDS TFER TRANSFER 356260 FROM 351043707	Employer	500.00
21/10/2022	ANZ INTERNET BANKING FUNDS TFER TRANSFER 784372 FROM 351043707	Employer	78.75
21/10/2022	ANZ INTERNET BANKING FUNDS TFER TRANSFER 784381 FROM 351043707	Employer	500.00
28/10/2022	ANZ INTERNET BANKING FUNDS TFER TRANSFER 464853 FROM 351043707	Employer	78.75
28/10/2022	ANZ INTERNET BANKING FUNDS TFER TRANSFER 464858 FROM 351043707	Employer	500.00
04/11/2022	ANZ INTERNET BANKING FUNDS	Employer	78.75

---

04/11/2022	655851 FROM 351043707 ANZ INTERNET BANKING FUNDS TFER TRANSFER 656028 FROM 351043707	Employer	500.00
11/11/2022	ANZ INTERNET BANKING FUNDS TFER TRANSFER 494872 FROM 351043707	Employer	78.75
11/11/2022	ANZ INTERNET BANKING FUNDS TFER TRANSFER 494963 FROM 351043707	Employer	500.00
18/11/2022	ANZ INTERNET BANKING FUNDS TFER TRANSFER 171673 FROM 351043707	Employer	78.75
18/11/2022	ANZ INTERNET BANKING FUNDS TFER TRANSFER 171904 FROM 351043707	Employer	500.00
25/11/2022	ANZ INTERNET BANKING FUNDS TFER TRANSFER 552953 FROM 351043707	Employer	78.75
25/11/2022	ANZ INTERNET BANKING FUNDS TFER TRANSFER 552962 FROM 351043707	Employer	500.00
02/12/2022	ANZ INTERNET BANKING FUNDS TFER TRANSFER 975068 FROM 351043707	Employer	78.75
02/12/2022	ANZ INTERNET BANKING FUNDS TFER TRANSFER 975167 FROM 351043707	Employer	500.00
09/12/2022	ANZ INTERNET BANKING FUNDS TFER TRANSFER	Employer	78.75

---

	351043707		
09/12/2022	ANZ INTERNET BANKING FUNDS TFER TRANSFER 696675 FROM 351043707	Employer	500.00
16/12/2022	ANZ INTERNET BANKING FUNDS TFER TRANSFER 786265 FROM 351043707	Employer	78.75
16/12/2022	ANZ INTERNET BANKING FUNDS TFER TRANSFER 786350 FROM 351043707	Employer	500.00
23/12/2022	ANZ INTERNET BANKING FUNDS TFER TRANSFER 623437 FROM 351043707	Employer	78.75
23/12/2022	ANZ INTERNET BANKING FUNDS TFER TRANSFER 623547 FROM 351043707	Employer	500.00
30/12/2022	ANZ INTERNET BANKING FUNDS TFER TRANSFER 503759 FROM 351043707	Employer	78.75
13/01/2023	ANZ INTERNET BANKING FUNDS TFER TRANSFER 106212 FROM 351043707	Employer	78.75
13/01/2023	ANZ INTERNET BANKING FUNDS TFER TRANSFER 104530 FROM 351043707	Employer	78.75
20/01/2023	ANZ INTERNET BANKING FUNDS TFER TRANSFER 771305 FROM 351043707	Employer	78.75
27/01/2023	ANZ INTERNET BANKING FUNDS TFER TRANSFER 263954 FROM	Employer	78.75

---

03/02/2023	ANZ INTERNET BANKING FUNDS TFER TRANSFER 178406 FROM 351043707	Employer	78.75
10/02/2023	ANZ INTERNET BANKING FUNDS TFER TRANSFER 486211 FROM 351043707	Employer	78.75
17/02/2023	ANZ INTERNET BANKING FUNDS TFER TRANSFER 644441 FROM 351043707	Employer	78.75
24/02/2023	ANZ INTERNET BANKING FUNDS TFER TRANSFER 337615 FROM 351043707	Employer	78.75
03/03/2023	ANZ INTERNET BANKING FUNDS TFER TRANSFER 555575 FROM 351043707	Employer	78.75
10/03/2023	ANZ INTERNET BANKING FUNDS TFER TRANSFER 448442 FROM 351043707	Employer	78.75
10/03/2023	ANZ INTERNET BANKING FUNDS TFER TRANSFER 448544 FROM 351043707	Employer	500.00
17/03/2023	ANZ INTERNET BANKING FUNDS TFER TRANSFER 928492 FROM 351043707	Employer	78.75
17/03/2023	ANZ INTERNET BANKING FUNDS TFER TRANSFER 928539 FROM 351043707	Employer	500.00
23/03/2023	ANZ INTERNET BANKING FUNDS TFER TRANSFER 852105 FROM 351043707	Employer	78.75

---

23/03/2023	ANZ INTERNET BANKING FUNDS TFER TRANSFER 852141 FROM 351043707	Employer	500.00
31/03/2023	ANZ INTERNET BANKING FUNDS TFER TRANSFER 321030 FROM 351043707	Employer	78.75
31/03/2023	ANZ INTERNET BANKING FUNDS TFER TRANSFER 321106 FROM 351043707	Employer	500.00
11/04/2023	ANZ INTERNET BANKING FUNDS TFER TRANSFER 370066 FROM 351043707 EFFECTIVE DATE 07 APR 2023	Employer	78.75
11/04/2023	ANZ INTERNET BANKING FUNDS TFER TRANSFER 370081 FROM 351043707 EFFECTIVE DATE 07 APR 2023	Employer	500.00
14/04/2023	ANZ INTERNET BANKING FUNDS TFER TRANSFER 659858 FROM 351043707	Employer	78.75
14/04/2023	ANZ INTERNET BANKING FUNDS TFER TRANSFER 659968 FROM 351043707	Employer	500.00
21/04/2023	ANZ INTERNET BANKING FUNDS TFER TRANSFER 497881 FROM 351043707	Employer	78.75
21/04/2023	ANZ INTERNET BANKING FUNDS TFER TRANSFER 498144 FROM 351043707	Employer	500.00
28/04/2023	ANZ INTERNET	Employer	78.75

---

	TFER TRANSFER 990402 FROM 351043707		
28/04/2023	ANZ INTERNET BANKING FUNDS TFER TRANSFER 990474 FROM 351043707	Employer	500.00
05/05/2023	ANZ INTERNET BANKING FUNDS TFER TRANSFER 156234 FROM 351043707	Employer	78.75
05/05/2023	ANZ INTERNET BANKING FUNDS TFER TRANSFER 156292 FROM 351043707	Employer	500.00
15/05/2023	ANZ INTERNET BANKING FUNDS TFER TRANSFER 311323 FROM 351043707 EFFECTIVE DATE 13 MAY 2023	Employer	78.75
15/05/2023	ANZ INTERNET BANKING FUNDS TFER TRANSFER 311399 FROM 351043707 EFFECTIVE DATE 13 MAY 2023	Employer	500.00
19/05/2023	ANZ INTERNET BANKING FUNDS TFER TRANSFER 734208 FROM 351043707	Employer	78.75
19/05/2023	ANZ INTERNET BANKING FUNDS TFER TRANSFER 734324 FROM 351043707	Employer	500.00
26/05/2023	ANZ INTERNET BANKING FUNDS TFER TRANSFER 317138 FROM 351043707	Employer	78.75
26/05/2023	ANZ INTERNET BANKING FUNDS TFER TRANSFER	Employer	500.00

---

	351043707									
02/06/2023	ANZ INTERNET BANKING FUNDS TFER TRANSFER 181079 FROM 351043707	Employer	78.75							
02/06/2023	ANZ INTERNET BANKING FUNDS TFER TRANSFER 181088 FROM 351043707	Employer	500.00							
09/06/2023	ANZ INTERNET BANKING FUNDS TFER TRANSFER 876138 FROM 351043707	Employer	78.75							
09/06/2023	ANZ INTERNET BANKING FUNDS TFER TRANSFER 876132 FROM 351043707	Employer	500.00							
16/06/2023	ANZ INTERNET BANKING FUNDS TFER TRANSFER 594690 FROM 351043707	Employer	500.00							
16/06/2023	ANZ INTERNET BANKING FUNDS TFER TRANSFER 594680 FROM 351043707	Employer	78.75							
23/06/2023	ANZ INTERNET BANKING FUNDS TFER TRANSFER 352845 FROM 351043707	Employer	78.75							
26/06/2023	ANZ INTERNET BANKING FUNDS TFER TRANSFER 575908 FROM 351043707	Contribution Reserves - Employer Concessional				27,500.00				
30/06/2023	TRANSFER 447235 FROM 351043707	Employer	78.75							
<b>Total - Larder, Donna</b>			<b>24,673.75</b>	<b>0.00</b>	<b>0.00</b>	<b>27,500.00</b>		<b>0.00</b>	<b>0.00</b>	<b>0.00</b>





	BANKING FUNDS TFER TRANSFER 370668 FROM 351043707		
05/08/2022	ANZ INTERNET BANKING FUNDS TFER TRANSFER 997875 FROM 351043707	Employer	197.89
05/08/2022	ANZ INTERNET BANKING FUNDS TFER TRANSFER 997900 FROM 351043707	Employer	500.00
12/08/2022	ANZ INTERNET BANKING FUNDS TFER TRANSFER 817560 FROM 351043707	Employer	197.89
12/08/2022	ANZ INTERNET BANKING FUNDS TFER TRANSFER 817758 FROM 351043707	Employer	500.00
19/08/2022	ANZ INTERNET BANKING FUNDS TFER TRANSFER 421475 FROM 351043707	Employer	197.89
19/08/2022	ANZ INTERNET BANKING FUNDS TFER TRANSFER 421481 FROM 351043707	Employer	500.00
26/08/2022	ANZ INTERNET BANKING FUNDS TFER TRANSFER 370341 FROM 351043707	Employer	197.89
26/08/2022	ANZ INTERNET BANKING FUNDS TFER TRANSFER 370551 FROM 351043707	Employer	500.00
02/09/2022	ANZ INTERNET BANKING FUNDS TFER TRANSFER 939391 FROM 351043707	Employer	197.89
02/09/2022	ANZ INTERNET	Employer	500.00

---

	TFER TRANSFER 939360 FROM 351043707		
09/09/2022	ANZ INTERNET BANKING FUNDS TFER TRANSFER 901803 FROM 351043707	Employer	197.89
09/09/2022	ANZ INTERNET BANKING FUNDS TFER TRANSFER 902062 FROM 351043707	Employer	500.00
16/09/2022	ANZ INTERNET BANKING FUNDS TFER TRANSFER 756608 FROM 351043707	Employer	197.89
16/09/2022	ANZ INTERNET BANKING FUNDS TFER TRANSFER 756829 FROM 351043707	Employer	500.00
26/09/2022	ANZ INTERNET BANKING FUNDS TFER TRANSFER 487940 FROM 351043707 EFFECTIVE DATE 24 SEP 2022	Employer	197.89
26/09/2022	ANZ INTERNET BANKING FUNDS TFER TRANSFER 488081 FROM 351043707 EFFECTIVE DATE 24 SEP 2022	Employer	500.00
30/09/2022	ANZ INTERNET BANKING FUNDS TFER TRANSFER 727403 FROM 351043707	Employer	197.89
30/09/2022	ANZ INTERNET BANKING FUNDS TFER TRANSFER 727564 FROM 351043707	Employer	500.00
07/10/2022	ANZ INTERNET BANKING FUNDS TFER TRANSFER	Employer	197.89

---

	351043707			
07/10/2022	ANZ INTERNET BANKING FUNDS TFER TRANSFER 601817 FROM 351043707	Employer		500.00
14/10/2022	ANZ INTERNET BANKING FUNDS TFER TRANSFER 356058 FROM 351043707	Employer		197.89
14/10/2022	ANZ INTERNET BANKING FUNDS TFER TRANSFER 356260 FROM 351043707	Employer		500.00
21/10/2022	ANZ INTERNET BANKING FUNDS TFER TRANSFER 784366 FROM 351043707	Employer		197.89
21/10/2022	ANZ INTERNET BANKING FUNDS TFER TRANSFER 784381 FROM 351043707	Employer		500.00
28/10/2022	ANZ INTERNET BANKING FUNDS TFER TRANSFER 464849 FROM 351043707	Employer		197.89
28/10/2022	ANZ INTERNET BANKING FUNDS TFER TRANSFER 464858 FROM 351043707	Employer		500.00
04/11/2022	ANZ INTERNET BANKING FUNDS TFER TRANSFER 655664 FROM 351043707	Employer		197.89
04/11/2022	ANZ INTERNET BANKING FUNDS TFER TRANSFER 656028 FROM 351043707	Employer		500.00
11/11/2022	ANZ INTERNET BANKING FUNDS TFER TRANSFER 494737 FROM	Employer		197.89

11/11/2022	ANZ INTERNET BANKING FUNDS TFER TRANSFER 494963 FROM 351043707	Employer	500.00
18/11/2022	ANZ INTERNET BANKING FUNDS TFER TRANSFER 171431 FROM 351043707	Employer	197.89
18/11/2022	ANZ INTERNET BANKING FUNDS TFER TRANSFER 171904 FROM 351043707	Employer	500.00
25/11/2022	ANZ INTERNET BANKING FUNDS TFER TRANSFER 552936 FROM 351043707	Employer	197.89
25/11/2022	ANZ INTERNET BANKING FUNDS TFER TRANSFER 552962 FROM 351043707	Employer	500.00
02/12/2022	ANZ INTERNET BANKING FUNDS TFER TRANSFER 974944 FROM 351043707	Employer	197.89
02/12/2022	ANZ INTERNET BANKING FUNDS TFER TRANSFER 975167 FROM 351043707	Employer	500.00
09/12/2022	ANZ INTERNET BANKING FUNDS TFER TRANSFER 696467 FROM 351043707	Employer	197.89
09/12/2022	ANZ INTERNET BANKING FUNDS TFER TRANSFER 696675 FROM 351043707	Employer	500.00
16/12/2022	ANZ INTERNET BANKING FUNDS TFER TRANSFER 786152 FROM 351043707	Employer	197.89

---

16/12/2022	ANZ INTERNET BANKING FUNDS TFER TRANSFER 786350 FROM 351043707	Employer	500.00
23/12/2022	ANZ INTERNET BANKING FUNDS TFER TRANSFER 623312 FROM 351043707	Employer	197.89
23/12/2022	ANZ INTERNET BANKING FUNDS TFER TRANSFER 623547 FROM 351043707	Employer	500.00
30/12/2022	ANZ INTERNET BANKING FUNDS TFER TRANSFER 503687 FROM 351043707	Employer	197.89
13/01/2023	ANZ INTERNET BANKING FUNDS TFER TRANSFER 106181 FROM 351043707	Employer	197.89
13/01/2023	ANZ INTERNET BANKING FUNDS TFER TRANSFER 104510 FROM 351043707	Employer	197.89
20/01/2023	ANZ INTERNET BANKING FUNDS TFER TRANSFER 771206 FROM 351043707	Employer	197.89
27/01/2023	ANZ INTERNET BANKING FUNDS TFER TRANSFER 263869 FROM 351043707	Employer	197.89
03/02/2023	ANZ INTERNET BANKING FUNDS TFER TRANSFER 178108 FROM 351043707	Employer	197.89
10/02/2023	ANZ INTERNET BANKING FUNDS TFER TRANSFER 486202 FROM 351043707	Employer	197.89

---

17/02/2023	ANZ INTERNET BANKING FUNDS TFER TRANSFER 644347 FROM 351043707	Employer	197.89
24/02/2023	ANZ INTERNET BANKING FUNDS TFER TRANSFER 337291 FROM 351043707	Employer	197.89
03/03/2023	ANZ INTERNET BANKING FUNDS TFER TRANSFER 555435 FROM 351043707	Employer	197.89
10/03/2023	ANZ INTERNET BANKING FUNDS TFER TRANSFER 448366 FROM 351043707	Employer	197.89
10/03/2023	ANZ INTERNET BANKING FUNDS TFER TRANSFER 448544 FROM 351043707	Employer	500.00
17/03/2023	ANZ INTERNET BANKING FUNDS TFER TRANSFER 928448 FROM 351043707	Employer	197.89
17/03/2023	ANZ INTERNET BANKING FUNDS TFER TRANSFER 928539 FROM 351043707	Employer	500.00
23/03/2023	ANZ INTERNET BANKING FUNDS TFER TRANSFER 852073 FROM 351043707	Employer	197.89
23/03/2023	ANZ INTERNET BANKING FUNDS TFER TRANSFER 852141 FROM 351043707	Employer	500.00
31/03/2023	ANZ INTERNET BANKING FUNDS TFER TRANSFER 320926 FROM 351043707	Employer	197.89

---

31/03/2023	ANZ INTERNET BANKING FUNDS TFER TRANSFER 321106 FROM 351043707	Employer	500.00
11/04/2023	ANZ INTERNET BANKING FUNDS TFER TRANSFER 370045 FROM 351043707 EFFECTIVE DATE 07 APR 2023	Employer	197.89
11/04/2023	ANZ INTERNET BANKING FUNDS TFER TRANSFER 370081 FROM 351043707 EFFECTIVE DATE 07 APR 2023	Employer	500.00
14/04/2023	ANZ INTERNET BANKING FUNDS TFER TRANSFER 659597 FROM 351043707	Employer	197.89
14/04/2023	ANZ INTERNET BANKING FUNDS TFER TRANSFER 659968 FROM 351043707	Employer	500.00
21/04/2023	ANZ INTERNET BANKING FUNDS TFER TRANSFER 497549 FROM 351043707	Employer	197.89
21/04/2023	ANZ INTERNET BANKING FUNDS TFER TRANSFER 498144 FROM 351043707	Employer	500.00
28/04/2023	ANZ INTERNET BANKING FUNDS TFER TRANSFER 990304 FROM 351043707	Employer	197.89
28/04/2023	ANZ INTERNET BANKING FUNDS TFER TRANSFER 990474 FROM 351043707	Employer	500.00
05/05/2023	ANZ INTERNET	Employer	197.89

---



05/05/2023	TFER TRANSFER 156163 FROM 351043707 ANZ INTERNET BANKING FUNDS	Employer	500.00	
15/05/2023	TFER TRANSFER 156292 FROM 351043707 ANZ INTERNET BANKING FUNDS	Employer	197.89	
15/05/2023	TFER TRANSFER 311284 FROM 351043707 EFFECTIVE DATE 13 MAY 2023 ANZ INTERNET BANKING FUNDS	Employer	105.50	
15/05/2023	TFER TRANSFER 311399 FROM 351043707 EFFECTIVE DATE 13 MAY 2023 ANZ INTERNET BANKING FUNDS	Personal - Non- Concessional		394.50
19/05/2023	TFER TRANSFER 734069 FROM 351043707 ANZ INTERNET BANKING FUNDS	Employer	197.89	
19/05/2023	TFER TRANSFER 734324 FROM 351043707 ANZ INTERNET BANKING FUNDS	Personal - Non- Concessional		500.00
26/05/2023	TFER TRANSFER 316849 FROM 351043707 ANZ INTERNET BANKING FUNDS	Employer	197.89	
26/05/2023	TFER TRANSFER 317460 FROM 351043707 ANZ INTERNET BANKING FUNDS	Personal - Non- Concessional		500.00
02/06/2023	ANZ INTERNET	Employer	197.89	

---

02/06/2023	TFER TRANSFER 181082 FROM 351043707 ANZ INTERNET BANKING FUNDS	Personal - Non- Concessional	500.00						
09/06/2023	TFER TRANSFER 181088 FROM 351043707 ANZ INTERNET BANKING FUNDS	Employer	197.89						
09/06/2023	TFER TRANSFER 876124 FROM 351043707 ANZ INTERNET BANKING FUNDS	Personal - Non- Concessional	500.00						
16/06/2023	TFER TRANSFER 876132 FROM 351043707 ANZ INTERNET BANKING FUNDS	Personal - Non- Concessional	500.00						
16/06/2023	TFER TRANSFER 594690 FROM 351043707 ANZ INTERNET BANKING FUNDS	Personal - Non- Concessional	197.89						
23/06/2023	TFER TRANSFER 594692 FROM 351043707 ANZ INTERNET BANKING FUNDS	Personal - Non- Concessional	197.89						
26/06/2023	TFER TRANSFER 352842 FROM 351043707 ANZ INTERNET BANKING FUNDS	Contribution Reserves - Employer Concessional				27,500.00			
30/06/2023	TFER TRANSFER 575948 FROM 351043707 TRANSFER 447150 FROM 351043707	Employer	197.89						
<b>Total - Larder, John</b>			<b>27,697.89</b>	<b>3,290.28</b>	<b>0.00</b>	<b>27,500.00</b>	<b>0.00</b>	<b>0.00</b>	<b>0.00</b>
<b>Total for All Members</b>			<b>52,371.64</b>	<b>3,290.28</b>	<b>0.00</b>	<b>55,000.00</b>			



**John & Donna Larder Superannuation Fund**  
**Contributions Summary Report**

For The Period 01 July 2022 - 30 June 2023

---

**Donna Larder**

Date of Birth: 16/08/1963  
Age: 59 (at year end)  
Member Code: LARDON00001A  
Total Super Balance\*<sup>1</sup> as at 30/06/2022: 196,016.32

<b>Contributions Summary</b>		<b>2023</b>
<b>Concessional Contribution</b>		
Employer		24,673.75
		<hr/> 24,673.75
<b>Reserves</b>		
Contribution Reserves - Employer Concessional		27,500.00
		<hr/> 27,500.00
<b>Total Contributions</b>		<hr/> <b>52,173.75</b> <hr/>

\*1 TSB can include information external to current fund's transaction records. The amount is per individual across all funds.

---

# John & Donna Larder Superannuation Fund

## Contributions Summary Report

For The Period 01 July 2022 - 30 June 2023

---

### John Larder

Date of Birth: 03/10/1960  
Age: 62 (at year end)  
Member Code: LARJOH00001A  
Total Super Balance\*1 as at 30/06/2022: 300,883.34

### Contributions Summary

**2023**

#### Concessional Contribution

Employer	27,697.89
	<hr/>
	27,697.89

#### Non-Concessional Contribution

Personal - Non-Concessional	3,290.28
	<hr/>
	3,290.28

#### Reserves

Contribution Reserves - Employer Concessional	27,500.00
	<hr/>
	27,500.00

#### Total Contributions

	<hr/>
	58,488.17
	<hr/>

\*1 TSB can include information external to current fund's transaction records. The amount is per individual across all funds.

---

# John & Donna Larder Superannuation Fund

## Investment Summary Report

As at 30 June 2023

Investment	Units	Market Price <sup>1</sup>	Market Value	Average Cost	Accounting Cost	Unrealised Gain/(Loss)	Gain/(Loss)%	Portfolio Weight%
<b>Cash/Bank Accounts</b>								
ANZ Cash Investment Account *5631		501,834.160000	501,834.16	501,834.16	501,834.16			75.38 %
Cash at Bank - ANZ Acc 4849-54504		79,464.910000	79,464.91	79,464.91	79,464.91			11.94 %
			<b>581,299.07</b>		<b>581,299.07</b>			<b>87.31 %</b>
<b>Managed Investments (Australian)</b>								
697435 Morgans Wealth Plus portfolio	1.00	0.000000*	0.00	34,426.50	34,426.50	(34,426.50)	(100.00) %	0.00 %
			<b>0.00</b>		<b>34,426.50</b>	<b>(34,426.50)</b>	<b>(100.00) %</b>	<b>0.00 %</b>
<b>Shares in Listed Companies (Australian)</b>								
BRN.AX Brainchip Holdings Ltd	6,627.00	0.365000	2,418.86	1.49	9,861.05	(7,442.19)	(75.47) %	0.36 %
EBR.AX EBR Systems Inc.	9,200.00	0.895000	8,234.00	1.20	11,021.81	(2,787.81)	(25.29) %	1.24 %
IMM.AX Immutep Limited	15,091.00	0.300000	4,527.30	0.32	4,773.62	(246.32)	(5.16) %	0.68 %
TLX.AX Telix Pharmaceuticals Limited	1,214.00	11.370000	13,803.18	4.09	4,960.93	8,842.25	178.24 %	2.07 %
			<b>28,983.34</b>		<b>30,617.41</b>	<b>(1,634.07)</b>	<b>(5.34) %</b>	<b>4.35 %</b>
<b>Shares in Listed Companies (Overseas)</b>								
697435A Western Uranium & Vanadium Corp.	440.00	1.132900	498.48	0.00	0.00	498.48	0.00 %	0.07 %
			<b>498.48</b>		<b>0.00</b>	<b>498.48</b>		<b>0.07 %</b>
<b>Shares in Unlisted Private Companies (Australian)</b>								
NEN Neon Capital Ltd	1,050.00	0.000000*	0.00	3.19	3,348.50	(3,348.50)	(100.00) %	0.00 %
			<b>0.00</b>		<b>3,348.50</b>	<b>(3,348.50)</b>	<b>(100.00) %</b>	<b>0.00 %</b>
<b>Units in Listed Unit Trusts (Australian)</b>								
NDQ.AX Betashares Nasdaq 100 Etf	1,560.00	35.240000	54,974.40	32.02	49,943.68	5,030.72	10.07 %	8.26 %
			<b>54,974.40</b>		<b>49,943.68</b>	<b>5,030.72</b>	<b>10.07 %</b>	<b>8.26 %</b>
			<b>665,755.29</b>		<b>699,635.16</b>	<b>(33,879.87)</b>	<b>(4.84) %</b>	<b>100.00 %</b>

<sup>1</sup>Market Prices as at Reporting Date. Note: Where prices unavailable, system will use last known price

\* Investments using last known price

<b><u>Investment</u></b>	<b><u>Market Price</u></b>	<b><u>Market Price Date</u></b>
Morgans Wealth Plus portfolio	0.000000	30/06/2022
Neon Capital Ltd	0.000000	30/06/2021

# John & Donna Larder Superannuation Fund

## Investment Summary with Market Movement

As at 30 June 2023

Investment	Units	Market Price	Market Value	Average Cost	Accounting Cost	Unrealised		Realised Movement
						Overall	Current Year	
<b>Cash/Bank Accounts</b>								
ANZ Cash Investment Account *5631		501,834.160000	501,834.16	501,834.16	501,834.16			
Cash at Bank - ANZ Acc 4849-54504		79,464.910000	79,464.91	79,464.91	79,464.91			
			<b>581,299.07</b>		<b>581,299.07</b>			
<b>Managed Investments (Australian)</b>								
697435 Morgans Wealth Plus portfolio	1.00	0.000000	0.00	34,426.50	34,426.50	(34,426.50)	0.00	0.00
			<b>0.00</b>		<b>34,426.50</b>	<b>(34,426.50)</b>	<b>0.00</b>	<b>0.00</b>
<b>Shares in Listed Companies (Australian)</b>								
AFG.AX Australian Finance Group Ltd	0.00	1.790000	0.00	0.00	0.00	0.00	0.00	(821.15)
BRN.AX Brainchip Holdings Ltd	6,627.00	0.365000	2,418.86	1.49	9,861.05	(7,442.19)	(2,882.74)	0.00
CU6.AX Clarity Pharmaceuticals Ltd	0.00	0.700000	0.00	0.00	0.00	0.00	3,690.44	(2,380.39)
EBR.AX EBR Systems Inc.	9,200.00	0.895000	8,234.00	1.20	11,021.81	(2,787.81)	(2,787.81)	0.00
IMM.AX Immutep Limited	15,091.00	0.300000	4,527.30	0.32	4,773.62	(246.32)	150.91	0.00
IOZ.AX Ishares Core S&p/asx 200 Etf	0.00	29.170000	0.00	0.00	0.00	0.00	7,621.88	1,686.60
LOV.AX Lovisa Holdings Limited	0.00	19.300000	0.00	0.00	0.00	0.00	(184.87)	4,575.20
NHC.AX New Hope Corporation Limited	0.00	4.850000	0.00	0.00	0.00	0.00	0.00	(913.13)
PPE.AX Peoplein Limited	0.00	2.350000	0.00	0.00	0.00	0.00	0.00	(918.80)
PLS.AX Pilbara Minerals Limited	0.00	4.890000	0.00	0.00	0.00	0.00	0.00	(193.11)
SFR.AX Sandfire Resources Limited	0.00	5.900000	0.00	0.00	0.00	0.00	0.00	3,295.22
STO.AX Santos Limited	0.00	7.520000	0.00	0.00	0.00	0.00	0.00	(560.85)
S32.AX South32 Limited	0.00	3.760000	0.00	0.00	0.00	0.00	0.00	(347.70)
TAH.AX Tabcorp Holdings Limited	0.00	1.110000	0.00	0.00	0.00	0.00	(173.25)	(762.25)
TLX.AX Telix Pharmaceuticals Limited	1,214.00	11.370000	13,803.18	4.09	4,960.93	8,842.25	8,303.76	0.00
			<b>28,983.34</b>		<b>30,617.41</b>	<b>(1,634.07)</b>	<b>13,738.32</b>	<b>2,659.64</b>
<b>Shares in Listed Companies (Overseas)</b>								
697435A Western Uranium & Vanadium Corp.	440.00	1.132900	498.48	0.00	0.00	498.48	(69.12)	0.00
			<b>498.48</b>		<b>0.00</b>	<b>498.48</b>	<b>(69.12)</b>	<b>0.00</b>
<b>Shares in Unlisted Private Companies (Australian)</b>								
NEN Neon Capital Ltd	1,050.00	0.000000	0.00	3.19	3,348.50	(3,348.50)	0.00	0.00
			<b>0.00</b>		<b>3,348.50</b>	<b>(3,348.50)</b>	<b>0.00</b>	<b>0.00</b>
<b>Units in Listed Unit Trusts (Australian)</b>								



John & Donna Larder Superannuation Fund

Investment Summary with Market Movement

As at 30 June 2023

Investment	Units	Market Price	Market Value	Average Cost	Accounting Cost	Overall	Unrealised Current Year	Realised Movement	
DRIV.AX	Betashares Electric Vehicles And Ftr Mobility Etf	0.00	9.350000	0.00	0.00	0.00	2,090.11	(2,174.39)	
IPAY.AX	Betashares Future Of Payments Etf	0.00	9.210000	0.00	0.00	0.00	2,890.41	(2,289.39)	
BNKS.AX	Betashares Global Banks Etf - Currency Hedged	0.00	6.020000	0.00	0.00	0.00	9,032.62	(9,283.59)	
NDQ.AX	Betashares Nasdaq 100 Etf	1,560.00	35.240000	54,974.40	32.02	49,943.68	5,030.72	13,306.80	0.00
GAME.AX	Betashares Video Games And Esports Etf	0.00	9.920000	0.00	0.00	0.00	2,315.10	(2,277.20)	
FANG.AX	Global X Fang+ Etf	0.00	18.780000	0.00	0.00	0.00	12,366.65	496.14	
IHD.AX	Ishares S&p/asx Div Opportunities Esg Screened Etf	0.00	13.050000	0.00	0.00	0.00	2,695.69	(1,013.19)	
VGE.AX	Vanguard Ftse Emerging Markets Shares Etf	0.00	67.690000	0.00	0.00	0.00	6,104.13	(6,506.18)	
VGS.AX	Vanguard Msci Index International Shares Etf	0.00	106.540000	0.00	0.00	0.00	11,650.15	(299.01)	
			<b>54,974.40</b>		<b>49,943.68</b>	<b>5,030.72</b>	<b>62,451.66</b>	<b>(23,346.81)</b>	
			<b>665,755.29</b>		<b>699,635.16</b>	<b>(33,879.87)</b>	<b>76,120.86</b>	<b>(20,687.17)</b>	

# John & Donna Larder Superannuation Fund

## Investment Movement Report

As at 30 June 2023

Investment	Opening Balance		Additions		Disposals			Closing Balance		
	Units	Cost	Units	Cost	Units	Cost	Accounting Profit/(Loss)	Units	Cost	Market Value
<b>Bank Accounts</b>										
ANZ Cash Investment Account *5631		600.29		574,891.87		(73,658.00)			501,834.16	501,834.16
ANZ E*Trade Cash Inv Account 1827-63323		10,000.11				(10,000.11)			0.00	0.00
Cash - Wealth+ Portfolio		512.08				(512.08)			0.00	0.00
Cash at Bank - ANZ Acc 4849-54504		4,540.12		121,177.17		(46,252.38)			79,464.91	79,464.91
		<b>15,652.60</b>		<b>696,069.04</b>		<b>(130,422.57)</b>			<b>581,299.07</b>	<b>581,299.07</b>
<b>Managed Investments (Australian)</b>										
MorgansWealth+ - Morgans Wealth Plus portfolio	1.00	34,426.50						1.00	34,426.50	0.00
		<b>34,426.50</b>							<b>34,426.50</b>	<b>0.00</b>
<b>Shares in Listed Companies (Australian)</b>										
AFG.AX - Australian Finance Group Ltd			2,634.00	4,958.70	(2,634.00)	(4,958.70)	(821.15)		0.00	
BRN.AX - Brainchip Holdings Ltd	6,627.00	9,861.05						6,627.00	9,861.05	2,418.86
CU6.AX - Clarity Pharmaceuticals Ltd	12,018.00	9,819.62			(12,018.00)	(9,819.62)	(2,380.39)		0.00	
EBR.AX - EBR Systems Inc.			9,200.00	11,021.81				9,200.00	11,021.81	8,234.00

# John & Donna Larder Superannuation Fund

## Investment Movement Report

As at 30 June 2023

Investment	Opening Balance		Additions		Disposals			Closing Balance		
	Units	Cost	Units	Cost	Units	Cost	Accounting Profit/(Loss)	Units	Cost	Market Value
IMM.AX - Immutep Limited	15,091.00	4,773.62						15,091.00	4,773.62	4,527.30
IOZ.AX - Ishares Core S&p/asx 200 Etf	4,118.00	119,960.92			(4,118.00)	(119,960.92)	1,686.60		0.00	
LOV.AX - Lovisa Holdings Limited	374.00	4,980.07			(374.00)	(4,980.07)	4,575.20		0.00	
NHC.AX - New Hope Corporation Limited			1,208.00	7,956.85	(1,208.00)	(7,956.85)	(913.13)		0.00	
PPE.AX - Peoplein Limited			1,375.00	4,981.72	(1,375.00)	(4,981.72)	(918.80)		0.00	
PLS.AX - Pilbara Minerals Limited			1,037.00	5,004.16	(1,037.00)	(5,004.16)	(193.11)		0.00	
SFR.AX - Sandfire Resources Limited			2,899.00	13,748.34	(2,899.00)	(13,748.34)	3,295.22		0.00	
STO.AX - Santos Limited			1,028.00	7,961.73	(1,028.00)	(7,961.73)	(560.85)		0.00	
S32.AX - South32 Limited			1,746.00	8,007.68	(1,746.00)	(8,007.68)	(347.70)		0.00	
TAH.AX - Tabcorp Holdings Limited	3,864.00	3,941.91	9,009.00	10,006.45	(12,873.00)	(13,948.36)	(762.25)		0.00	
TLX.AX - Telix Pharmaceuticals Limited	1,214.00	4,960.93						1,214.00	4,960.93	13,803.18
	<b>158,298.12</b>	<b>73,647.44</b>			<b>(201,328.15)</b>	<b>(201,328.15)</b>	<b>2,659.64</b>		<b>30,617.41</b>	<b>28,983.34</b>

**Shares in Listed Companies (Overseas)**



**John & Donna Larder Superannuation Fund**  
**Investment Movement Report**

As at 30 June 2023

Investment	Opening Balance		Additions		Disposals			Closing Balance		Market Value
	Units	Cost	Units	Cost	Units	Cost	Accounting Profit/(Loss)	Units	Cost	
	655.00	49,982.58			(655.00)	(49,982.58)	(6,506.18)		0.00	
VGS.AX - Vanguard Msci Index International Shares Etf	994.00	99,937.23			(994.00)	(99,937.23)	(299.01)		0.00	
		<b>389,151.73</b>				<b>(339,208.05)</b>	<b>(23,346.81)</b>		<b>49,943.68</b>	<b>54,974.40</b>
		<b>600,877.45</b>		<b>769,716.48</b>		<b>(670,958.77)</b>	<b>(20,687.17)</b>		<b>699,635.16</b>	<b>665,755.29</b>

# John & Donna Larder Superannuation Fund

## Realised Capital Gains Report

For The Period 01 July 2022 - 30 June 2023

Investment		Accounting Treatment				Tax Treatment						
Purchase Contract Date	Disposal Contract Date	Units	Cost	Proceeds	Accounting Profit/(Loss)	Adjusted Cost Base	Reduced Cost Base	Indexed Cost Base	Indexed Gains	Discounted Gains (Gross)	Other Gains	Capital Loss
<b>Shares in Listed Companies (Australian)</b>												
AFG.AX - Australian Finance Group Ltd												
02/09/2022	12/04/2023	2,634.00	4,958.70	4,137.55	(821.15)	4,958.70	4,958.70	0.00	0.00	0.00	0.00	(821.15)
		<b>2,634.00</b>	<b>4,958.70</b>	<b>4,137.55</b>	<b>(821.15)</b>	<b>4,958.70</b>	<b>4,958.70</b>	<b>0.00</b>	<b>0.00</b>	<b>0.00</b>	<b>0.00</b>	<b>(821.15)</b>
CU6.AX - Clarity Pharmaceuticals Ltd												
10/01/2022	13/09/2022	12,018.00	9,819.62	7,439.23	(2,380.39)	9,819.62	9,819.62	0.00	0.00	0.00	0.00	(2,380.39)
		<b>12,018.00</b>	<b>9,819.62</b>	<b>7,439.23</b>	<b>(2,380.39)</b>	<b>9,819.62</b>	<b>9,819.62</b>	<b>0.00</b>	<b>0.00</b>	<b>0.00</b>	<b>0.00</b>	<b>(2,380.39)</b>
IOZ.AX - Ishares Core S&p/asx 200 Etf												
23/03/2022	12/04/2023	656.00	19,972.35	19,378.53	(593.82)	19,964.24	19,964.24	0.00	0.00	0.00	0.00	(585.71)
31/01/2022	12/04/2023	3,462.00	99,988.57	102,268.99	2,280.42	99,945.77	99,945.77	0.00	0.00	2,323.22	0.00	0.00
		<b>4,118.00</b>	<b>119,960.92</b>	<b>121,647.52</b>	<b>1,686.60</b>	<b>119,910.01</b>	<b>119,910.01</b>	<b>0.00</b>	<b>0.00</b>	<b>2,323.22</b>	<b>0.00</b>	<b>(585.71)</b>
LOV.AX - Lovisa Holdings Limited												
24/06/2022	12/04/2023	374.00	4,980.07	9,555.27	4,575.20	4,980.07	4,980.07	0.00	0.00	0.00	4,575.20	0.00
		<b>374.00</b>	<b>4,980.07</b>	<b>9,555.27</b>	<b>4,575.20</b>	<b>4,980.07</b>	<b>4,980.07</b>	<b>0.00</b>	<b>0.00</b>	<b>0.00</b>	<b>4,575.20</b>	<b>0.00</b>
NHC.AX - New Hope Corporation Limited												
19/01/2023	12/04/2023	1,208.00	7,956.85	7,043.72	(913.13)	7,956.85	7,956.85	0.00	0.00	0.00	0.00	(913.13)
		<b>1,208.00</b>	<b>7,956.85</b>	<b>7,043.72</b>	<b>(913.13)</b>	<b>7,956.85</b>	<b>7,956.85</b>	<b>0.00</b>	<b>0.00</b>	<b>0.00</b>	<b>0.00</b>	<b>(913.13)</b>
PLS.AX - Pilbara Minerals Limited												
23/01/2023	29/05/2023	1,037.00	5,004.16	4,811.05	(193.11)	5,004.16	5,004.16	0.00	0.00	0.00	0.00	(193.11)
		<b>1,037.00</b>	<b>5,004.16</b>	<b>4,811.05</b>	<b>(193.11)</b>	<b>5,004.16</b>	<b>5,004.16</b>	<b>0.00</b>	<b>0.00</b>	<b>0.00</b>	<b>0.00</b>	<b>(193.11)</b>
PPE.AX - Peoplein Limited												

# John & Donna Larder Superannuation Fund

## Realised Capital Gains Report

For The Period 01 July 2022 - 30 June 2023

Investment		Accounting Treatment				Tax Treatment						
Purchase Contract Date	Disposal Contract Date	Units	Cost	Proceeds	Accounting Profit/(Loss)	Adjusted Cost Base	Reduced Cost Base	Indexed Cost Base	Indexed Gains	Discounted Gains (Gross)	Other Gains	Capital Loss
<b>Shares in Listed Companies (Australian)</b>												
02/09/2022	12/04/2023	1,375.00	4,981.72	4,062.92	(918.80)	4,981.72	4,981.72	0.00	0.00	0.00	0.00	(918.80)
		<b>1,375.00</b>	<b>4,981.72</b>	<b>4,062.92</b>	<b>(918.80)</b>	<b>4,981.72</b>	<b>4,981.72</b>	<b>0.00</b>	<b>0.00</b>	<b>0.00</b>	<b>0.00</b>	<b>(918.80)</b>
S32.AX - South32 Limited												
20/01/2023	12/04/2023	1,746.00	8,007.68	7,659.98	(347.70)	8,007.68	8,007.68	0.00	0.00	0.00	0.00	(347.70)
		<b>1,746.00</b>	<b>8,007.68</b>	<b>7,659.98</b>	<b>(347.70)</b>	<b>8,007.68</b>	<b>8,007.68</b>	<b>0.00</b>	<b>0.00</b>	<b>0.00</b>	<b>0.00</b>	<b>(347.70)</b>
SFR.AX - Sandfire Resources Limited												
27/01/2023	17/05/2023	430.00	2,806.00	2,528.02	(277.98)	2,806.00	2,806.00	0.00	0.00	0.00	0.00	(277.98)
13/09/2022	17/05/2023	227.00	1,022.84	1,334.56	311.72	1,022.84	1,022.84	0.00	0.00	0.00	311.72	0.00
13/09/2022	17/05/2023	2,242.00	9,919.50	13,180.98	3,261.48	9,919.50	9,919.50	0.00	0.00	0.00	3,261.48	0.00
		<b>2,899.00</b>	<b>13,748.34</b>	<b>17,043.56</b>	<b>3,295.22</b>	<b>13,748.34</b>	<b>13,748.34</b>	<b>0.00</b>	<b>0.00</b>	<b>0.00</b>	<b>3,573.20</b>	<b>(277.98)</b>
STO.AX - Santos Limited												
02/09/2022	12/04/2023	1,028.00	7,961.73	7,400.88	(560.85)	7,961.73	7,961.73	0.00	0.00	0.00	0.00	(560.85)
		<b>1,028.00</b>	<b>7,961.73</b>	<b>7,400.88</b>	<b>(560.85)</b>	<b>7,961.73</b>	<b>7,961.73</b>	<b>0.00</b>	<b>0.00</b>	<b>0.00</b>	<b>0.00</b>	<b>(560.85)</b>
TAH.AX - Tabcorp Holdings Limited												
09/06/2022	13/09/2022	3,684.00	3,758.28	3,433.80	(324.48)	3,758.28	3,758.28	0.00	0.00	0.00	0.00	(324.48)
13/01/2023	12/04/2023	9,009.00	10,006.45	9,561.28	(445.17)	10,006.45	10,006.45	0.00	0.00	0.00	0.00	(445.17)
09/06/2022	12/04/2023	180.00	183.63	191.03	7.41	183.63	183.63	0.00	0.00	0.00	7.41	0.00
		<b>12,873.00</b>	<b>13,948.36</b>	<b>13,186.11</b>	<b>(762.24)</b>	<b>13,948.36</b>	<b>13,948.36</b>	<b>0.00</b>	<b>0.00</b>	<b>0.00</b>	<b>7.41</b>	<b>(769.65)</b>
		<b>41,310.00</b>	<b>201,328.15</b>	<b>203,987.79</b>	<b>2,659.65</b>	<b>201,277.24</b>	<b>201,277.24</b>	<b>0.00</b>	<b>0.00</b>	<b>2,323.22</b>	<b>8,155.81</b>	<b>(7,768.47)</b>

### Units in Listed Unit Trusts (Australian)

# John & Donna Larder Superannuation Fund

## Realised Capital Gains Report

For The Period 01 July 2022 - 30 June 2023

Investment		Accounting Treatment				Tax Treatment						
Purchase Contract Date	Disposal Contract Date	Units	Cost	Proceeds	Accounting Profit/(Loss)	Adjusted Cost Base	Reduced Cost Base	Indexed Cost Base	Indexed Gains	Discounted Gains (Gross)	Other Gains	Capital Loss
<b>Units in Listed Unit Trusts (Australian)</b>												
BNKS.AX - Betashares Global Banks Etf - Currency Hedged												
27/01/2022	02/06/2023	7,014.00	49,783.96	40,500.37	(9,283.59)	48,842.83	48,842.83	0.00	0.00	0.00	0.00	(8,342.46)
		<b>7,014.00</b>	<b>49,783.96</b>	<b>40,500.37</b>	<b>(9,283.59)</b>	<b>48,842.83</b>	<b>48,842.83</b>	<b>0.00</b>	<b>0.00</b>	<b>0.00</b>	<b>0.00</b>	<b>(8,342.46)</b>
DRIV.AX - Betashares Electric Vehicles And Ftr Mobility Etf												
02/02/2022	26/05/2023	916.00	9,894.43	7,720.04	(2,174.39)	9,894.43	9,894.43	0.00	0.00	0.00	0.00	(2,174.39)
		<b>916.00</b>	<b>9,894.43</b>	<b>7,720.04</b>	<b>(2,174.39)</b>	<b>9,894.43</b>	<b>9,894.43</b>	<b>0.00</b>	<b>0.00</b>	<b>0.00</b>	<b>0.00</b>	<b>(2,174.39)</b>
FANG.AX1 - Global X Fang+ Etf												
27/01/2022	17/05/2023	3,165.00	49,871.90	50,368.04	496.14	49,750.70	49,750.70	0.00	0.00	617.34	0.00	0.00
		<b>3,165.00</b>	<b>49,871.90</b>	<b>50,368.04</b>	<b>496.14</b>	<b>49,750.70</b>	<b>49,750.70</b>	<b>0.00</b>	<b>0.00</b>	<b>617.34</b>	<b>0.00</b>	<b>0.00</b>
GAME.AX - Betashares Video Games And Esports Etf												
10/02/2022	26/05/2023	815.00	9,976.10	7,698.90	(2,277.20)	9,976.10	9,976.10	0.00	0.00	0.00	0.00	(2,277.20)
		<b>815.00</b>	<b>9,976.10</b>	<b>7,698.90</b>	<b>(2,277.20)</b>	<b>9,976.10</b>	<b>9,976.10</b>	<b>0.00</b>	<b>0.00</b>	<b>0.00</b>	<b>0.00</b>	<b>(2,277.20)</b>
IHD.AX - Ishares S&p/asx Div Opportunities Esg Screened Etf												
21/03/2022	12/04/2023	719.00	9,983.96	9,466.94	(517.02)	9,973.61	9,973.61	0.00	0.00	0.00	0.00	(506.67)
27/01/2022	12/04/2023	3,746.00	49,819.08	49,322.91	(496.17)	49,765.16	49,765.16	0.00	0.00	0.00	0.00	(442.25)
		<b>4,465.00</b>	<b>59,803.04</b>	<b>58,789.85</b>	<b>(1,013.19)</b>	<b>59,738.77</b>	<b>59,738.77</b>	<b>0.00</b>	<b>0.00</b>	<b>0.00</b>	<b>0.00</b>	<b>(948.92)</b>
IPAY.AX - Betashares Future Of Payments Etf												
02/02/2022	26/05/2023	862.00	9,958.81	7,669.42	(2,289.39)	9,958.81	9,958.81	0.00	0.00	0.00	0.00	(2,289.39)
		<b>862.00</b>	<b>9,958.81</b>	<b>7,669.42</b>	<b>(2,289.39)</b>	<b>9,958.81</b>	<b>9,958.81</b>	<b>0.00</b>	<b>0.00</b>	<b>0.00</b>	<b>0.00</b>	<b>(2,289.39)</b>
NDQ.AX1 - Betashares Nasdaq 100 Etf												



# John & Donna Larder Superannuation Fund

## Realised Capital Gains Report

For The Period 01 July 2022 - 30 June 2023

Investment		Accounting Treatment				Tax Treatment						
Purchase Contract Date	Disposal Contract Date	Units	Cost	Proceeds	Accounting Profit/(Loss)	Adjusted Cost Base	Reduced Cost Base	Indexed Cost Base	Indexed Gains	Discounted Gains (Gross)	Other Gains	Capital Loss
<b>Units in Listed Unit Trusts (Australian)</b>												
		0.00	0.00	0.00	0.00	0.00	0.00	0.00	0.00	1,154.50	0.00	0.00
		<b>0.00</b>	<b>0.00</b>	<b>0.00</b>	<b>0.00</b>	<b>0.00</b>	<b>0.00</b>	<b>0.00</b>	<b>0.00</b>	<b>1,154.50</b>	<b>0.00</b>	<b>0.00</b>
VGE.AX - Vanguard Ftse Emerging Markets Shares Etf												
27/01/2022	02/06/2023	655.00	49,982.58	43,476.40	(6,506.18)	50,006.88	50,006.88	0.00	0.00	0.00	0.00	(6,530.48)
		0.00	0.00	0.00	0.00	0.00	0.00	0.00	0.00	35.20	0.00	0.00
		<b>655.00</b>	<b>49,982.58</b>	<b>43,476.40</b>	<b>(6,506.18)</b>	<b>50,006.88</b>	<b>50,006.88</b>	<b>0.00</b>	<b>0.00</b>	<b>35.20</b>	<b>0.00</b>	<b>(6,530.48)</b>
VGS.AX - Vanguard Msci Index International Shares Etf												
27/01/2022	12/04/2023	994.00	99,937.23	99,638.22	(299.01)	100,132.29	100,132.29	0.00	0.00	0.00	0.00	(494.07)
		<b>994.00</b>	<b>99,937.23</b>	<b>99,638.22</b>	<b>(299.01)</b>	<b>100,132.29</b>	<b>100,132.29</b>	<b>0.00</b>	<b>0.00</b>	<b>0.00</b>	<b>0.00</b>	<b>(494.07)</b>
		<b>18,886.00</b>	<b>339,208.05</b>	<b>315,861.24</b>	<b>(23,346.81)</b>	<b>338,300.81</b>	<b>338,300.81</b>	<b>0.00</b>	<b>0.00</b>	<b>1,807.04</b>	<b>0.00</b>	<b>(23,056.91)</b>
		<b>60,196.00</b>	<b>540,536.20</b>	<b>519,849.03</b>	<b>(20,687.16)</b>	<b>539,578.05</b>	<b>539,578.05</b>	<b>0.00</b>	<b>0.00</b>	<b>4,130.26</b>	<b>8,155.81</b>	<b>(30,825.38)</b>

**John & Donna Larder Superannuation Fund**  
**Capital Gains Reconciliation Report**

For The Period 01 July 2022 - 30 June 2023

	Total	Discounted	Indexed	Other	Notional
<b>Losses available to offset</b>					
Carried forward from prior losses	0.00				
Carried forward from prior losses - Collectables	0.00				
Current year capital losses	30,825.39				
Current year capital losses - Collectables	0.00				
<b>Total Losses Available</b>	<b>30,825.39</b>				
<b>Total Losses Available - Collectables</b>	<b>0.00</b>				
<b>Capital Gains</b>					
Capital gains from disposal of assets	11,096.37	2,940.56	0.00	8,155.80	0.00
Capital gains from disposal of assets - Collectables	0.00	0.00	0.00	0.00	0.00
Capital gains from trust distributions	1,189.70	1,189.70	0.00	0.00	0.00
<b>Capital Gains Before Losses applied</b>	<b>12,286.07</b>	<b>4,130.26</b>	<b>0.00</b>	<b>8,155.80</b>	<b>0.00</b>
<b>Losses and discount applied</b>					
Losses applied	12,286.07	4,130.26	0.00	8,155.80	0.00
Losses applied - Collectables	0.00	0.00	0.00	0.00	0.00
Capital gains after losses applied	0.00	0.00	0.00	0.00	0.00
Capital gains after losses applied - Collectables	0.00	0.00	0.00	0.00	0.00
CGT Discount applied	0.00				
CGT Discount applied - Collectables	0.00				

**John & Donna Larder Superannuation Fund**  
**Capital Gains Reconciliation Report**

For The Period 01 July 2022 - 30 June 2023

---

	<b>Total</b>	<b>Discounted</b>	<b>Indexed</b>	<b>Other</b>	<b>Notional</b>
<b>Net Capital Gain</b>					
Net capital gain	0.00				
Net capital gain - Collectables	0.00				
<b>Total Net Capital Gain (11A)</b>	<b>0.00</b>				
<b>Net Capital Losses Carried Forward to later income</b>					
Net Capital Losses Carried Forward to later income years	18,539.32				
Net Capital Losses Carried Forward to later income years - Collectables	0.00				
<b>Total Net Capital Losses Carried Forward to later income years (14V)</b>	<b>18,539.32</b>				

Note

Refer to Realised Gains Report for details of Disposals at a Security level

Refer to Distribution Reconciliation Report for Trust Distribution details at a Security level

---

# John & Donna Larder Superannuation Fund

## Investment Income Comparison Report

As at 30 June 2023

Investment	Ledger Data			ASX & UUT Data							
	Transaction Date	Income Amount	Franking Credit	Date Payable	Ex Div/Dist Date	Units On Hand	45 Day Qualified	Amount per share/unit	Estimated Income	Estimated Franking*	
<b>Reconciled</b>											
<b>Shares in Listed Companies (Australian)</b>											
AFG.AX	Australian Finance Group Ltd	21/09/2022	252.86	108.37	21/09/2022	05/09/2022	2,634.00	2,634.00	0.0960	252.86	108.37
AFG.AX	Australian Finance Group Ltd	23/03/2023	173.84	74.50	23/03/2023	06/03/2023	2,634.00	2,634.00	0.0660	173.84	74.50
LOV.AX	Lovisa Holdings Limited	20/10/2022	138.38	17.79	20/10/2022	14/09/2022	374.00	374.00	0.3700	138.38	17.79
LOV.AX	Lovisa Holdings Limited	20/04/2023	142.12	60.91	20/04/2023	07/03/2023	374.00	374.00	0.3800	142.12	60.91
PLS.AX	Pilbara Minerals Limited	24/03/2023	114.07	48.89	24/03/2023	02/03/2023	1,037.00	1,037.00	0.1100	114.07	48.89
PPE.AX	Peoplein Limited	24/03/2023	96.25	41.25	24/03/2023	24/02/2023	1,375.00	1,375.00	0.0700	96.25	41.25
S32.AX	South32 Limited	06/04/2023	128.07	54.89	06/04/2023	09/03/2023	1,746.00	1,746.00	0.0733	128.07	54.89
STO.AX	Santos Limited	29/03/2023	229.90	0.00	29/03/2023	27/02/2023	1,028.00	1,028.00	0.2236	229.90	0.00
TAH.AX	Tabcorp Holdings Limited	23/09/2022	251.16	107.64	23/09/2022	31/08/2022	3,864.00	3,864.00	0.0650	251.16	107.64
TAH.AX	Tabcorp Holdings Limited	21/03/2023	119.45	51.19	21/03/2023	24/02/2023	9,189.00	9,189.00	0.0130	119.46	51.20
			<b>1,646.10</b>	<b>565.43</b>					<b>1.4670</b>	<b>1,646.11</b>	<b>565.44</b>
<b>Units in Listed Unit Trusts (Australian)</b>											
BNKS.AX^	Betashares Global Banks Etf - Currency Hedged				18/07/2022	01/07/2022	7,014.00	7,014.00	0.0000	0.00	
BNKS.AX	Betashares Global Banks Etf - Currency Hedged	18/01/2023	941.13		18/01/2023	03/01/2023	7,014.00	7,014.00	0.1342	941.13	0.00
			<b>941.13</b>						<b>0.1342</b>	<b>941.13</b>	<b>0.00</b>
<b>Shares in Listed Companies (Australian)</b>											
IOZ.AX	Ishares Core S&p/asx 200 Etf	19/10/2022	2,492.84		19/10/2022	07/10/2022	4,118.00	4,118.00	0.6054	2,492.84	949.02
IOZ.AX	Ishares Core S&p/asx 200 Etf	18/01/2023	762.51		18/01/2023	06/01/2023	4,118.00	4,118.00	0.1852	762.51	243.03
IOZ.AX	Ishares Core S&p/asx 200 Etf	20/04/2023	1,510.66		20/04/2023	06/04/2023	4,118.00	4,118.00	0.3668	1,510.66	598.48

**John & Donna Larder Superannuation Fund**  
**Investment Income Comparison Report**

As at 30 June 2023

Investment		Ledger Data			ASX & UUT Data						
		Transaction Date	Income Amount	Franking Credit	Date Payable	Ex Div/Dist Date	Units On Hand	45 Day Qualified	Amount per share/unit	Estimated Income	Estimated Franking*
IOZ.AX	Ishares Core S&p/asx 200 Etf	30/06/2023	0.01	1,790.97							
			<b>4,766.02</b>	<b>1,790.97</b>				<b>1.1574</b>	<b>4,766.01</b>	<b>1,790.53</b>	
<b>Units in Listed Unit Trusts (Australian)</b>											
IHD.AX	Ishares S&p/asx Div Opportunities Esg Screened Etf	19/10/2022	1,439.41		19/10/2022	07/10/2022	4,465.00	4,465.00	0.3224	1,439.40	605.41
IHD.AX	Ishares S&p/asx Div Opportunities Esg Screened Etf	18/01/2023	272.63		18/01/2023	06/01/2023	4,465.00	4,465.00	0.0611	272.63	109.81
IHD.AX	Ishares S&p/asx Div Opportunities Esg Screened Etf	20/04/2023	897.87		20/04/2023	06/04/2023	4,465.00	4,465.00	0.2011	897.87	331.04
IHD.AX	Ishares S&p/asx Div Opportunities Esg Screened Etf	30/06/2023	0.00	1,117.39							
NDQ.AX	Betashares Nasdaq 100 Etf	18/01/2023	48.40		18/01/2023	03/01/2023	1,560.00	1,560.00	0.0310	48.41	0.00
NDQ.AX	Betashares Nasdaq 100 Etf	30/06/2023	1,220.99	0.00							
NDQ.AX	Betashares Nasdaq 100 Etf				18/07/2023	03/07/2023	1,560.00	1,560.00	0.7827	1,220.99	0.00
VGE.AX	Vanguard Ftse Emerging Markets Shares Etf	18/10/2022	438.81		18/10/2022	03/10/2022	655.00	655.00	0.6699	438.81	0.00
VGE.AX	Vanguard Ftse Emerging Markets Shares Etf	18/01/2023	541.37		18/01/2023	03/01/2023	655.00	655.00	0.8265	541.37	0.00
VGE.AX	Vanguard Ftse Emerging Markets Shares Etf	20/04/2023	30.31		20/04/2023	03/04/2023	655.00	655.00	0.0463	30.31	0.00
VGS.AX	Vanguard Msci Index International Shares Etf	18/10/2022	346.24		18/10/2022	03/10/2022	994.00	994.00	0.3483	346.24	0.00
VGS.AX	Vanguard Msci Index International Shares Etf	18/01/2023	301.64		18/01/2023	03/01/2023	994.00	994.00	0.3035	301.64	0.00
VGS.AX	Vanguard Msci Index International Shares Etf	20/04/2023	222.87		20/04/2023	03/04/2023	994.00	994.00	0.2242	222.87	0.00
			<b>5,760.54</b>	<b>1,117.39</b>					<b>3.8170</b>	<b>5,760.54</b>	<b>1,046.26</b>
<b>Unreconciled</b>											
<b>Units in Listed Unit Trusts (Australian)</b>											
DRIV.AX	Betashares Electric Vehicles And Ftr Mobility Etf				18/07/2022	01/07/2022	916.00	916.00	0.0427	39.16	0.00

**John & Donna Larder Superannuation Fund**  
**Investment Income Comparison Report**

As at 30 June 2023

Investment	Ledger Data			ASX & UUT Data						
	Transaction Date	Income Amount	Franking Credit	Date Payable	Ex Div/Dist Date	Units On Hand	45 Day Qualified	Amount per share/unit	Estimated Income	Estimated Franking*
FANG.AX	Global X Fang+ Etf			15/07/2022	30/06/2022	3,165.00	3,165.00	0.6864	2,172.37	0.00
GAME.AX	Betashares Video Games And Esports Etf			18/07/2022	01/07/2022	815.00	815.00	0.0224	18.25	0.00
								<b>0.7515</b>	<b>2,229.78</b>	<b>0.00</b>
		<b>13,113.79</b>	<b>3,473.79</b>					<b>7.3270</b>	<b>15,343.58</b>	<b>3,402.23</b>

\*Franking credit is estimated using 45 day qualified units. The estimation might not be accurate for preference shares and hedging arrangements.

^Cancelled dividend

**John & Donna Larder Superannuation Fund**

**Members Summary Report**

As at 30 June 2023

Opening Balance	Increases				Decreases				Closing Balance	
	Contributions	Transfers In	Net Earnings	Insurance Proceeds	Pensions Paid	Contributions Tax	Taxes Paid	Benefits Paid/ Transfers Out		Insurance Premiums
<b>Donna Larder (Age: 59)</b>										
LARDON00001A - Accumulation										
196,016.32	24,673.75		27,329.53			3,700.93	668.06			243,650.61
<b>196,016.32</b>	<b>24,673.75</b>		<b>27,329.53</b>			<b>3,700.93</b>	<b>668.06</b>			<b>243,650.61</b>
<b>John Larder (Age: 62)</b>										
LARJOH00001A - Accumulation										
257,387.36	30,988.17	48,220.07	35,796.88			4,154.51	875.03			367,362.94
LARJOH00002P - Transition to Retirement Pension - Tax Free: 4.76%										
43,495.98			5,713.73		870.00		139.67	48,220.07		(20.03)
<b>300,883.34</b>	<b>30,988.17</b>	<b>48,220.07</b>	<b>41,510.61</b>		<b>870.00</b>	<b>4,154.51</b>	<b>1,014.70</b>	<b>48,220.07</b>		<b>367,342.91</b>
<b>496,899.66</b>	<b>55,661.92</b>	<b>48,220.07</b>	<b>68,840.14</b>		<b>870.00</b>	<b>7,855.44</b>	<b>1,682.76</b>	<b>48,220.07</b>		<b>610,993.52</b>

# John & Donna Larder Superannuation Fund

## Members Statement

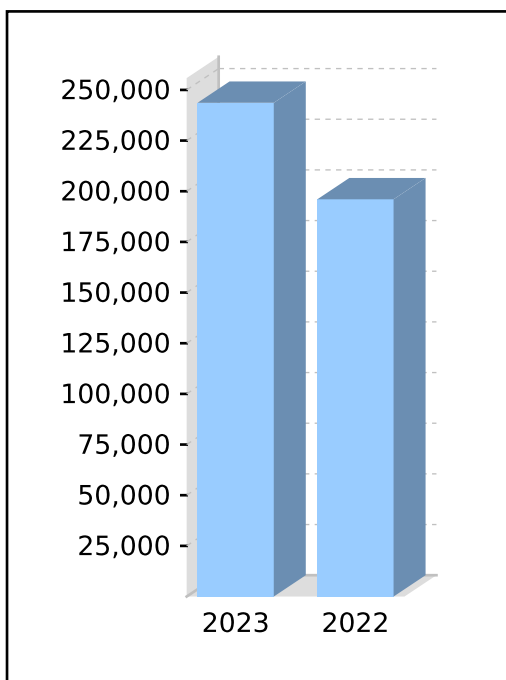
Donna Larder  
 10 Eden Drive  
 Eatons Hill, Queensland, 4037, Australia

### Your Details

Your Details		Nominated Beneficiaries:	N/A
Date of Birth :	16/08/1963	Nomination Type:	N/A
Age:	59	Vested Benefits:	243,650.61
Tax File Number:	487164912		
Date Joined Fund:	06/03/2008		
Service Period Start Date:	26/09/2005		
Date Left Fund:			
Member Code:	LARDON00001A		
Account Start Date:	06/03/2008		
Account Phase:	Accumulation Phase		
Account Description:	Accumulation		

### Your Balance

Total Benefits	243,650.61
<u>Preservation Components</u>	
Preserved	242,650.61
Unrestricted Non Preserved	
Restricted Non Preserved	1,000.00
<u>Tax Components</u>	
Tax Free	27,271.03
Taxable	216,379.58



### Your Detailed Account Summary

	This Year
Opening balance at 01/07/2022	196,016.32
<u>Increases to Member account during the period</u>	
Employer Contributions	24,673.75
Personal Contributions (Concessional)	
Personal Contributions (Non Concessional)	
Government Co-Contributions	
Other Contributions	
Proceeds of Insurance Policies	
Transfers In	
Net Earnings	27,329.53
Internal Transfer In	
<u>Decreases to Member account during the period</u>	
Pensions Paid	
Contributions Tax	3,700.93
Income Tax	668.06
No TFN Excess Contributions Tax	
Excess Contributions Tax	
Refund Excess Contributions	
Division 293 Tax	
Insurance Policy Premiums Paid	
Management Fees	
Member Expenses	
Benefits Paid/Transfers Out	
Superannuation Surcharge Tax	
Internal Transfer Out	
Closing balance at 30/06/2023	243,650.61



# John & Donna Larder Superannuation Fund

## Members Statement

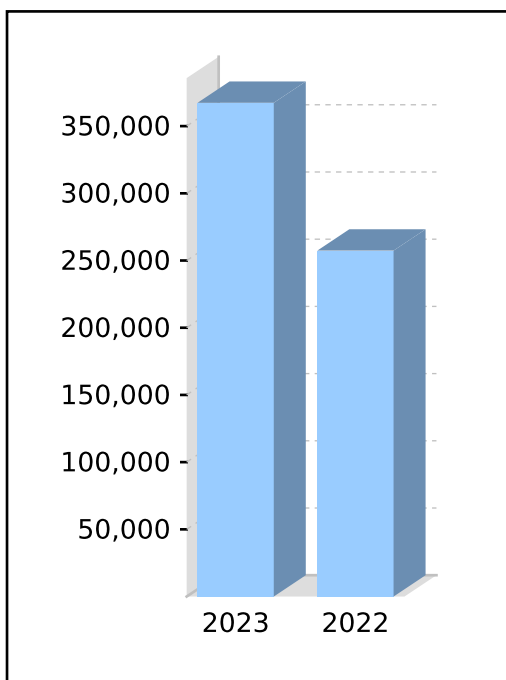
John Larder  
 10 Eden Drive  
 Eatons Hill, Queensland, 4037, Australia

### Your Details

Date of Birth :	03/10/1960	Nominated Beneficiaries:	N/A
Age:	62	Nomination Type:	N/A
Tax File Number:	485467410	Vested Benefits:	367,362.94
Date Joined Fund:	06/03/2008		
Service Period Start Date:	06/03/2008		
Date Left Fund:			
Member Code:	LARJOH00001A		
Account Start Date:	06/03/2008		
Account Phase:	Accumulation Phase		
Account Description:	Accumulation		

### Your Balance

<b>Total Benefits</b>	<b>367,362.94</b>
<u>Preservation Components</u>	
Preserved	365,497.34
Unrestricted Non Preserved	
Restricted Non Preserved	1,865.60
<u>Tax Components</u>	
Tax Free	15,627.59
Taxable	351,735.35



### Your Detailed Account Summary

	This Year
Opening balance at 01/07/2022	257,387.36
<u>Increases to Member account during the period</u>	
Employer Contributions	27,697.89
Personal Contributions (Concessional)	
Personal Contributions (Non Concessional)	3,290.28
Government Co-Contributions	
Other Contributions	
Proceeds of Insurance Policies	
Transfers In	
Net Earnings	35,796.88
Internal Transfer In	48,220.07
<u>Decreases to Member account during the period</u>	
Pensions Paid	
Contributions Tax	4,154.51
Income Tax	875.03
No TFN Excess Contributions Tax	
Excess Contributions Tax	
Refund Excess Contributions	
Division 293 Tax	
Insurance Policy Premiums Paid	
Management Fees	
Member Expenses	
Benefits Paid/Transfers Out	
Superannuation Surcharge Tax	
Internal Transfer Out	
Closing balance at 30/06/2023	367,362.94

# John & Donna Larder Superannuation Fund

## Members Statement

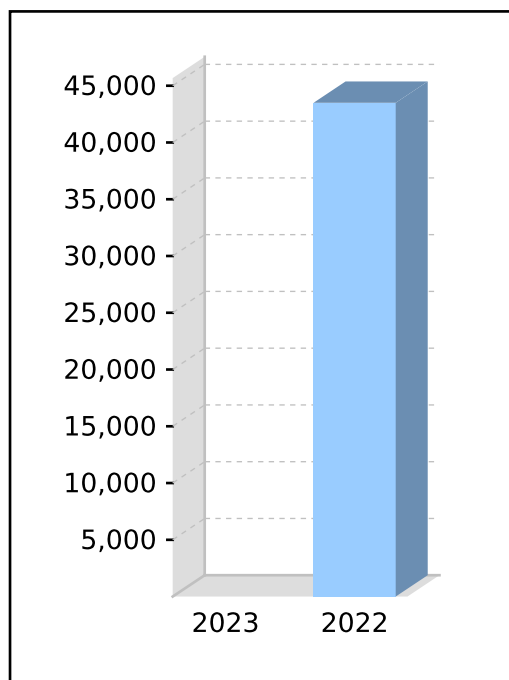
John Larder  
 10 Eden Drive  
 Eatons Hill, Queensland, 4037, Australia

### Your Details

Date of Birth :	03/10/1960	Nominated Beneficiaries:	N/A
Age:	62	Nomination Type:	N/A
Tax File Number:	485467410	Vested Benefits:	(20.03)
Date Joined Fund:	06/03/2008		
Service Period Start Date:	06/03/2008		
Date Left Fund:	30/06/2023		
Member Code:	LARJOH00002P		
Account Start Date:	01/12/2021		
Account Phase:	Accumulation Phase		
Account Description:	Transition to Retirement Pension		

### Your Balance

Total Benefits	(20.03)
<u>Preservation Components</u>	
Preserved	(20.03)
Unrestricted Non Preserved	
Restricted Non Preserved	
<u>Tax Components</u>	
Tax Free (4.76%)	(0.96)
Taxable	(19.07)



### Your Detailed Account Summary

	This Year
Opening balance at 01/07/2022	43,495.98
<u>Increases to Member account during the period</u>	
Employer Contributions	
Personal Contributions (Concessional)	
Personal Contributions (Non Concessional)	
Government Co-Contributions	
Other Contributions	
Proceeds of Insurance Policies	
Transfers In	
Net Earnings	5,713.73
Internal Transfer In	
<u>Decreases to Member account during the period</u>	
Pensions Paid	870.00
Contributions Tax	
Income Tax	139.67
No TFN Excess Contributions Tax	
Excess Contributions Tax	
Refund Excess Contributions	
Division 293 Tax	
Insurance Policy Premiums Paid	
Management Fees	
Member Expenses	
Benefits Paid/Transfers Out	
Superannuation Surcharge Tax	
Internal Transfer Out	48,220.07
Closing balance at 30/06/2023	(20.03)

John & Donna Larder Superannuation Fund

# Pension Summary

As at 30 June 2023

**Member Name :** Larder, John

**Member Age :** 61\* (Date of Birth : 03/10/1960)

Member Code	Pension Type	Pension Start Date	Tax Free	Min / PF	Minimum	Maximum	Gross Pension Payments	PAYG	Net Pension Payment	Amount to reach Minimum
LARJOH0002P	Transition to Retirement Pension	01/12/2021 <i>End: 30/06/2023</i>	4.76%	2.00%	\$870.00*	\$4,349.60	\$870.00	\$0.00	\$870.00	\$0.00

\*COVID-19 50% reduction has been applied to the minimum pension amount.

					<b>\$870.00</b>	<b>\$4,349.60</b>	<b>\$870.00</b>	<b>\$0.00</b>	<b>\$870.00</b>	<b>\$0.00</b>
--	--	--	--	--	-----------------	-------------------	-----------------	---------------	-----------------	---------------

**Total :**

					<b>\$870.00</b>	<b>\$4,349.60</b>	<b>\$870.00</b>	<b>\$0.00</b>	<b>\$870.00</b>	<b>\$0.00</b>
--	--	--	--	--	-----------------	-------------------	-----------------	---------------	-----------------	---------------

\*Age as at 01/07/2022 or pension start date for new pensions.

# John & Donna Larder Superannuation Fund

## Statement of Taxable Income

For the year ended 30 June 2023

	<b>2023</b>
	<b>\$</b>
Benefits accrued as a result of operations	174,769.30
<b>Less</b>	
Increase in MV of investments	76,120.86
Realised Accounting Capital Gains	(20,687.17)
Accounting Trust Distributions	11,467.69
Non Taxable Contributions	3,290.28
	<u>70,191.66</u>
<b>Add</b>	
Pension Payments	870.00
Franking Credits	3,473.79
Foreign Credits	388.97
Taxable Trust Distributions	7,142.52
Distributed Foreign income	2,138.67
	<u>14,013.95</u>
SMSF Annual Return Rounding	(3.59)
	<u>118,588.00</u>
<b>Taxable Income or Loss</b>	<b>118,588.00</b>
Income Tax on Taxable Income or Loss	17,788.20
<b>Less</b>	
Franking Credits	3,473.79
Foreign Credits	388.97
	<u>13,925.44</u>
<b>CURRENT TAX OR REFUND</b>	<b>13,925.44</b>
Supervisory Levy	259.00
Income Tax Instalments Raised	(6,786.00)
<b>AMOUNT DUE OR REFUNDABLE</b>	<b>7,398.44</b>

\* Distribution tax components review process has not been completed for the financial year.

## John & Donna Larder Superannuation Fund

# Create Entries Report

For the period 01 July 2022 to 30 June 2023

### Create Entries Financial Year Summary 01 July 2022 - 30 June 2023

<b>Total Profit</b>	<b>Amount</b>
Income	179,221.06
Less Expense	4,451.76
<b>Total Profit</b>	<b>174,769.30</b>

<b>Tax Summary</b>	<b>Amount</b>
Fund Tax Rate	15.00 %
Total Profit	174,769.30
Less Permanent Differences	76,120.86
Less Timing Differences	0.00
Less Exempt Pension Income	0.00
Less Other Non Taxable Income	2,420.28
Less LIC Deductions	0.00
Add SMSF Non Deductible Expenses	0.00
Add Other Non Deductible Expenses	0.00
Add Total Franking/Foreign/TFN/FRW Credits	3,862.76
Less Realised Accounting Capital Gains	(20,687.17)
Less Accounting Trust Distributions	11,467.69
Add Taxable Trust Distributions	7,142.52
Add Distributed Foreign income	2,138.67
Less Tax Losses Deducted	0.00
Add SMSF Annual Return Rounding	(3.59)
<b>Taxable Income</b>	<b>118,588.00</b>
<b>Income Tax on Taxable Income or Loss</b>	<b>17,788.20</b>

<b>Profit/(Loss) Available for Allocation</b>	<b>Amount</b>
Total Available Profit	64,977.38
Franking Credits	3,473.79
TFN Credits	0.00
Foreign Credits	388.97
FRW Credits	0.00
<b>Total</b>	<b>68,451.17</b>

<b>Income Tax Expense Available for Allocation</b>	<b>Amount</b>
Income Tax on Taxable Income or Loss	17,788.20
Member Specific Income Tax	(16,105.44)
<b>Total Income Tax Expense Allocation</b>	<b>1,682.76</b>

## Final Segment 1 from 01 July 2022 to 30 June 2023

### Pool Name Unsegregated Pool

Total Profit	Amount
Income	179,221.06
Less Expense	4,451.76
<b>Total Profit</b>	<b>174,769.30</b>

Create Entries Summary	Amount
Fund Tax Rate	15.00 %
Total Profit	174,769.30
Less Permanent Differences	76,120.86
Less Timing Differences	0.00
Less Exempt Pension Income	0.00
Less Other Non Taxable Income	2,420.28
Add SMSF Non Deductible Expenses	0.00
Add Other Non Deductible Expenses	0.00
Add Total Franking/Foreign/TFN/FRW Credits	3,862.76
Less Realised Accounting Capital Gains	(20,687.17)
Less Accounting Trust Distributions	11,467.69
Add Taxable Trust Distributions	7,142.52
Add Distributed Foreign income	2,138.67
Less Tax Losses Deducted	0.00
Add Taxable Income Adjustment	(3.59)
<b>Taxable Income</b>	<b>118,588.00</b>
<b>Income Tax on Taxable Income or Loss</b>	<b>17,788.20</b>

Member Weighted Balance Summary	Weighting%	Amount
Donna Larder(LARDON00001A)	39.70	207,300.55
John Larder(LARJOH00001A)	52.00	271,529.53
John Larder(LARJOH00002P)	8.30	43,361.49

Profit/(Loss) Available for Allocation	Amount
Total Available Profit	64,977.38
Franking Credits	3,473.79
TFN Credits	0.00
FRW Credits	0.00
<b>Total</b>	<b>68,451.17</b>

Allocation to Members	Weighting%	Amount
Donna Larder(LARDON00001A)	39.70	27,175.11
John Larder(LARJOH00001A)	52.00	35,594.61
John Larder(LARJOH00002P)	8.30	5,681.45

Accumulation Weighted Balance Summary	Weighting%	Amount
Donna Larder(LARDON00001A)	39.70	207,300.55
John Larder(LARJOH00001A)	52.00	271,529.53
John Larder(LARJOH00002P)	8.30	43,361.49

<b>Income Tax Expense Available for Allocation</b>		<b>Amount</b>
Income Tax on Taxable Income or Loss		17,788.20
Member Specific Income Tax		(16,105.44)
<b>Total Income Tax Expense Allocation</b>		<b>1,682.76</b>

<b>Allocation to Members</b>	<b>Weighting%</b>	<b>Amount</b>
Donna Larder(LARDON00001A)	39.70	668.06
John Larder(LARJOH00001A)	52.00	875.03
John Larder(LARJOH00002P)	8.30	139.67

**Calculation of daily member weighted balances**

**Donna Larder (LARDON00001A)**

Member Balance

01/07/2022	50010	Opening Balance	196,016.32	196,016.32
01/07/2022	52420	Contributions	78.75	78.75
01/07/2022	52420	Contributions	500.00	500.00
01/07/2022	53800	Contributions Tax	(11.81)	(11.81)
01/07/2022	53800	Contributions Tax	(75.00)	(75.00)
08/07/2022	52420	Contributions	78.75	77.24
08/07/2022	52420	Contributions	500.00	490.41
08/07/2022	53800	Contributions Tax	(11.81)	(11.58)
08/07/2022	53800	Contributions Tax	(75.00)	(73.56)
15/07/2022	52420	Contributions	78.75	75.73
15/07/2022	52420	Contributions	500.00	480.82
15/07/2022	53800	Contributions Tax	(11.81)	(11.36)
15/07/2022	53800	Contributions Tax	(75.00)	(72.12)
22/07/2022	52420	Contributions	78.75	74.22
22/07/2022	52420	Contributions	500.00	471.23
22/07/2022	53800	Contributions Tax	(11.81)	(11.13)
22/07/2022	53800	Contributions Tax	(75.00)	(70.68)
29/07/2022	52420	Contributions	78.75	72.71
29/07/2022	52420	Contributions	500.00	461.64
29/07/2022	53800	Contributions Tax	(11.81)	(10.90)
29/07/2022	53800	Contributions Tax	(75.00)	(69.25)
05/08/2022	52420	Contributions	78.75	71.20
05/08/2022	52420	Contributions	500.00	452.05
05/08/2022	53800	Contributions Tax	(11.81)	(10.68)
05/08/2022	53800	Contributions Tax	(75.00)	(67.81)
12/08/2022	52420	Contributions	78.75	69.69
12/08/2022	52420	Contributions	500.00	442.47
12/08/2022	53800	Contributions Tax	(11.81)	(10.45)
12/08/2022	53800	Contributions Tax	(75.00)	(66.37)
19/08/2022	52420	Contributions	78.75	68.18
19/08/2022	52420	Contributions	500.00	432.88
19/08/2022	53800	Contributions Tax	(11.81)	(10.22)
19/08/2022	53800	Contributions Tax	(75.00)	(64.93)
26/08/2022	52420	Contributions	78.75	66.67

**Calculation of daily member weighted balances**

26/08/2022	52420	Contributions	500.00	423.29
26/08/2022	53800	Contributions Tax	(11.81)	(10.00)
26/08/2022	53800	Contributions Tax	(75.00)	(63.49)
02/09/2022	52420	Contributions	78.75	65.16
02/09/2022	52420	Contributions	500.00	413.70
02/09/2022	53800	Contributions Tax	(11.81)	(9.77)
02/09/2022	53800	Contributions Tax	(75.00)	(62.05)
09/09/2022	52420	Contributions	78.75	63.65
09/09/2022	52420	Contributions	500.00	404.11
09/09/2022	53800	Contributions Tax	(11.81)	(9.55)
09/09/2022	53800	Contributions Tax	(75.00)	(60.62)
16/09/2022	52420	Contributions	78.75	62.14
16/09/2022	52420	Contributions	500.00	394.52
16/09/2022	53800	Contributions Tax	(11.81)	(9.32)
16/09/2022	53800	Contributions Tax	(75.00)	(59.18)
26/09/2022	52420	Contributions	78.75	59.98
26/09/2022	52420	Contributions	500.00	380.82
26/09/2022	53800	Contributions Tax	(11.81)	(9.00)
26/09/2022	53800	Contributions Tax	(75.00)	(57.12)
30/09/2022	52420	Contributions	78.75	59.12
30/09/2022	52420	Contributions	500.00	375.34
30/09/2022	53800	Contributions Tax	(11.81)	(8.87)
30/09/2022	53800	Contributions Tax	(75.00)	(56.30)
07/10/2022	52420	Contributions	78.75	57.61
07/10/2022	52420	Contributions	500.00	365.75
07/10/2022	53800	Contributions Tax	(11.81)	(8.64)
07/10/2022	53800	Contributions Tax	(75.00)	(54.86)
14/10/2022	52420	Contributions	78.75	56.10
14/10/2022	52420	Contributions	500.00	356.16
14/10/2022	53800	Contributions Tax	(11.81)	(8.41)
14/10/2022	53800	Contributions Tax	(75.00)	(53.42)
21/10/2022	52420	Contributions	78.75	54.59
21/10/2022	52420	Contributions	500.00	346.58
21/10/2022	53800	Contributions Tax	(11.81)	(8.19)
21/10/2022	53800	Contributions Tax	(75.00)	(51.99)
28/10/2022	52420	Contributions	78.75	53.08
28/10/2022	52420	Contributions	500.00	336.99
28/10/2022	53800	Contributions Tax	(11.81)	(7.96)
28/10/2022	53800	Contributions Tax	(75.00)	(50.55)
04/11/2022	52420	Contributions	78.75	51.57
04/11/2022	52420	Contributions	500.00	327.40
04/11/2022	53800	Contributions Tax	(11.81)	(7.73)
04/11/2022	53800	Contributions Tax	(75.00)	(49.11)
11/11/2022	52420	Contributions	78.75	50.05
11/11/2022	52420	Contributions	500.00	317.81
11/11/2022	53800	Contributions Tax	(11.81)	(7.51)

---



**Calculation of daily member weighted balances**

11/11/2022	53800	Contributions Tax	(75.00)	(47.67)
18/11/2022	52420	Contributions	78.75	48.54
18/11/2022	52420	Contributions	500.00	308.22
18/11/2022	53800	Contributions Tax	(11.81)	(7.28)
18/11/2022	53800	Contributions Tax	(75.00)	(46.23)
25/11/2022	52420	Contributions	78.75	47.03
25/11/2022	52420	Contributions	500.00	298.63
25/11/2022	53800	Contributions Tax	(11.81)	(7.05)
25/11/2022	53800	Contributions Tax	(75.00)	(44.79)
02/12/2022	52420	Contributions	78.75	45.52
02/12/2022	52420	Contributions	500.00	289.04
02/12/2022	53800	Contributions Tax	(11.81)	(6.83)
02/12/2022	53800	Contributions Tax	(75.00)	(43.36)
09/12/2022	52420	Contributions	78.75	44.01
09/12/2022	52420	Contributions	500.00	279.45
09/12/2022	53800	Contributions Tax	(11.81)	(6.60)
09/12/2022	53800	Contributions Tax	(75.00)	(41.92)
16/12/2022	52420	Contributions	78.75	42.50
16/12/2022	52420	Contributions	500.00	269.86
16/12/2022	53800	Contributions Tax	(11.81)	(6.37)
16/12/2022	53800	Contributions Tax	(75.00)	(40.48)
23/12/2022	52420	Contributions	78.75	40.99
23/12/2022	52420	Contributions	500.00	260.27
23/12/2022	53800	Contributions Tax	(11.81)	(6.15)
23/12/2022	53800	Contributions Tax	(75.00)	(39.04)
30/12/2022	52420	Contributions	78.75	39.48
30/12/2022	53800	Contributions Tax	(11.81)	(5.92)
13/01/2023	52420	Contributions	78.75	36.46
13/01/2023	52420	Contributions	78.75	36.46
13/01/2023	53800	Contributions Tax	(11.81)	(5.47)
13/01/2023	53800	Contributions Tax	(11.81)	(5.47)
20/01/2023	52420	Contributions	78.75	34.95
20/01/2023	53800	Contributions Tax	(11.81)	(5.24)
27/01/2023	52420	Contributions	78.75	33.44
27/01/2023	53800	Contributions Tax	(11.81)	(5.02)
03/02/2023	52420	Contributions	78.75	31.93
03/02/2023	53800	Contributions Tax	(11.81)	(4.79)
10/02/2023	52420	Contributions	78.75	30.42
10/02/2023	53800	Contributions Tax	(11.81)	(4.56)
17/02/2023	52420	Contributions	78.75	28.91
17/02/2023	53800	Contributions Tax	(11.81)	(4.34)
24/02/2023	52420	Contributions	78.75	27.40
24/02/2023	53800	Contributions Tax	(11.81)	(4.11)
03/03/2023	52420	Contributions	78.75	25.89
03/03/2023	53800	Contributions Tax	(11.81)	(3.88)
10/03/2023	52420	Contributions	78.75	24.38

---

**Calculation of daily member weighted balances**

10/03/2023	52420	Contributions	500.00	154.79
10/03/2023	53800	Contributions Tax	(11.81)	(3.66)
10/03/2023	53800	Contributions Tax	(75.00)	(23.22)
17/03/2023	52420	Contributions	78.75	22.87
17/03/2023	52420	Contributions	500.00	145.21
17/03/2023	53800	Contributions Tax	(11.81)	(3.43)
17/03/2023	53800	Contributions Tax	(75.00)	(21.78)
23/03/2023	52420	Contributions	78.75	21.58
23/03/2023	52420	Contributions	500.00	136.99
23/03/2023	53800	Contributions Tax	(11.81)	(3.24)
23/03/2023	53800	Contributions Tax	(75.00)	(20.55)
31/03/2023	52420	Contributions	78.75	19.85
31/03/2023	52420	Contributions	500.00	126.03
31/03/2023	53800	Contributions Tax	(11.81)	(2.98)
31/03/2023	53800	Contributions Tax	(75.00)	(18.90)
11/04/2023	52420	Contributions	78.75	17.48
11/04/2023	52420	Contributions	500.00	110.96
11/04/2023	53800	Contributions Tax	(11.81)	(2.62)
11/04/2023	53800	Contributions Tax	(75.00)	(16.64)
14/04/2023	52420	Contributions	78.75	16.83
14/04/2023	52420	Contributions	500.00	106.85
14/04/2023	53800	Contributions Tax	(11.81)	(2.52)
14/04/2023	53800	Contributions Tax	(75.00)	(16.03)
21/04/2023	52420	Contributions	78.75	15.32
21/04/2023	52420	Contributions	500.00	97.26
21/04/2023	53800	Contributions Tax	(11.81)	(2.30)
21/04/2023	53800	Contributions Tax	(75.00)	(14.59)
28/04/2023	52420	Contributions	78.75	13.81
28/04/2023	52420	Contributions	500.00	87.67
28/04/2023	53800	Contributions Tax	(11.81)	(2.07)
28/04/2023	53800	Contributions Tax	(75.00)	(13.15)
05/05/2023	52420	Contributions	78.75	12.30
05/05/2023	52420	Contributions	500.00	78.08
05/05/2023	53800	Contributions Tax	(11.81)	(1.84)
05/05/2023	53800	Contributions Tax	(75.00)	(11.71)
15/05/2023	52420	Contributions	78.75	10.14
15/05/2023	52420	Contributions	500.00	64.38
15/05/2023	53800	Contributions Tax	(11.81)	(1.52)
15/05/2023	53800	Contributions Tax	(75.00)	(9.66)
19/05/2023	52420	Contributions	78.75	9.28
19/05/2023	52420	Contributions	500.00	58.90
19/05/2023	53800	Contributions Tax	(11.81)	(1.39)
19/05/2023	53800	Contributions Tax	(75.00)	(8.84)
26/05/2023	52420	Contributions	78.75	7.77
26/05/2023	52420	Contributions	500.00	49.32
26/05/2023	53800	Contributions Tax	(11.81)	(1.16)

---

**Calculation of daily member weighted balances**

26/05/2023	53800	Contributions Tax	(75.00)	(7.40)
02/06/2023	52420	Contributions	78.75	6.26
02/06/2023	52420	Contributions	500.00	39.73
02/06/2023	53800	Contributions Tax	(11.81)	(0.94)
02/06/2023	53800	Contributions Tax	(75.00)	(5.96)
09/06/2023	52420	Contributions	78.75	4.75
09/06/2023	52420	Contributions	500.00	30.14
09/06/2023	53800	Contributions Tax	(11.81)	(0.71)
09/06/2023	53800	Contributions Tax	(75.00)	(4.52)
16/06/2023	52420	Contributions	78.75	3.24
16/06/2023	52420	Contributions	500.00	20.55
16/06/2023	53800	Contributions Tax	(11.81)	(0.49)
16/06/2023	53800	Contributions Tax	(75.00)	(3.08)
23/06/2023	52420	Contributions	78.75	1.73
23/06/2023	53800	Contributions Tax	(11.81)	(0.26)
30/06/2023	52420	Contributions	78.75	0.22
30/06/2023	53800	Contributions Tax	(11.81)	(0.03)
<b>Total Amount (Weighted)</b>				<b>207,300.55</b>

**John Larder (LARJOH00001A)**Member Balance

01/07/2022	50010	Opening Balance	257,387.36	257,387.36
01/07/2022	52420	Contributions	197.89	197.89
01/07/2022	52420	Contributions	500.00	500.00
01/07/2022	53800	Contributions Tax	(29.68)	(29.68)
01/07/2022	53800	Contributions Tax	(75.00)	(75.00)
08/07/2022	52420	Contributions	197.89	194.09
08/07/2022	52420	Contributions	500.00	490.41
08/07/2022	53800	Contributions Tax	(29.68)	(29.11)
08/07/2022	53800	Contributions Tax	(75.00)	(73.56)
15/07/2022	52420	Contributions	197.89	190.30
15/07/2022	52420	Contributions	500.00	480.82
15/07/2022	53800	Contributions Tax	(29.68)	(28.54)
15/07/2022	53800	Contributions Tax	(75.00)	(72.12)
22/07/2022	52420	Contributions	197.89	186.50
22/07/2022	52420	Contributions	500.00	471.23
22/07/2022	53800	Contributions Tax	(29.68)	(27.97)
22/07/2022	53800	Contributions Tax	(75.00)	(70.68)
29/07/2022	52420	Contributions	197.89	182.71
29/07/2022	52420	Contributions	500.00	461.64
29/07/2022	53800	Contributions Tax	(29.68)	(27.40)
29/07/2022	53800	Contributions Tax	(75.00)	(69.25)
05/08/2022	52420	Contributions	197.89	178.91
05/08/2022	52420	Contributions	500.00	452.05
05/08/2022	53800	Contributions Tax	(29.68)	(26.83)
05/08/2022	53800	Contributions Tax	(75.00)	(67.81)

---

**Calculation of daily member weighted balances**

12/08/2022	52420	Contributions	197.89	175.12
12/08/2022	52420	Contributions	500.00	442.47
12/08/2022	53800	Contributions Tax	(29.68)	(26.26)
12/08/2022	53800	Contributions Tax	(75.00)	(66.37)
19/08/2022	52420	Contributions	197.89	171.32
19/08/2022	52420	Contributions	500.00	432.88
19/08/2022	53800	Contributions Tax	(29.68)	(25.70)
19/08/2022	53800	Contributions Tax	(75.00)	(64.93)
26/08/2022	52420	Contributions	197.89	167.53
26/08/2022	52420	Contributions	500.00	423.29
26/08/2022	53800	Contributions Tax	(29.68)	(25.13)
26/08/2022	53800	Contributions Tax	(75.00)	(63.49)
02/09/2022	52420	Contributions	197.89	163.73
02/09/2022	52420	Contributions	500.00	413.70
02/09/2022	53800	Contributions Tax	(29.68)	(24.56)
02/09/2022	53800	Contributions Tax	(75.00)	(62.05)
09/09/2022	52420	Contributions	197.89	159.94
09/09/2022	52420	Contributions	500.00	404.11
09/09/2022	53800	Contributions Tax	(29.68)	(23.99)
09/09/2022	53800	Contributions Tax	(75.00)	(60.62)
16/09/2022	52420	Contributions	197.89	156.14
16/09/2022	52420	Contributions	500.00	394.52
16/09/2022	53800	Contributions Tax	(29.68)	(23.42)
16/09/2022	53800	Contributions Tax	(75.00)	(59.18)
26/09/2022	52420	Contributions	197.89	150.72
26/09/2022	52420	Contributions	500.00	380.82
26/09/2022	53800	Contributions Tax	(29.68)	(22.61)
26/09/2022	53800	Contributions Tax	(75.00)	(57.12)
30/09/2022	52420	Contributions	197.89	148.55
30/09/2022	52420	Contributions	500.00	375.34
30/09/2022	53800	Contributions Tax	(29.68)	(22.28)
30/09/2022	53800	Contributions Tax	(75.00)	(56.30)
07/10/2022	52420	Contributions	197.89	144.76
07/10/2022	52420	Contributions	500.00	365.75
07/10/2022	53800	Contributions Tax	(29.68)	(21.71)
07/10/2022	53800	Contributions Tax	(75.00)	(54.86)
14/10/2022	52420	Contributions	197.89	140.96
14/10/2022	52420	Contributions	500.00	356.16
14/10/2022	53800	Contributions Tax	(29.68)	(21.14)
14/10/2022	53800	Contributions Tax	(75.00)	(53.42)
21/10/2022	52420	Contributions	197.89	137.17
21/10/2022	52420	Contributions	500.00	346.58
21/10/2022	53800	Contributions Tax	(29.68)	(20.57)
21/10/2022	53800	Contributions Tax	(75.00)	(51.99)
28/10/2022	52420	Contributions	197.89	133.37
28/10/2022	52420	Contributions	500.00	336.99

---

**Calculation of daily member weighted balances**

28/10/2022	53800	Contributions Tax	(29.68)	(20.00)
28/10/2022	53800	Contributions Tax	(75.00)	(50.55)
04/11/2022	52420	Contributions	197.89	129.58
04/11/2022	52420	Contributions	500.00	327.40
04/11/2022	53800	Contributions Tax	(29.68)	(19.43)
04/11/2022	53800	Contributions Tax	(75.00)	(49.11)
11/11/2022	52420	Contributions	197.89	125.78
11/11/2022	52420	Contributions	500.00	317.81
11/11/2022	53800	Contributions Tax	(29.68)	(18.87)
11/11/2022	53800	Contributions Tax	(75.00)	(47.67)
18/11/2022	52420	Contributions	197.89	121.99
18/11/2022	52420	Contributions	500.00	308.22
18/11/2022	53800	Contributions Tax	(29.68)	(18.30)
18/11/2022	53800	Contributions Tax	(75.00)	(46.23)
25/11/2022	52420	Contributions	197.89	118.19
25/11/2022	52420	Contributions	500.00	298.63
25/11/2022	53800	Contributions Tax	(29.68)	(17.73)
25/11/2022	53800	Contributions Tax	(75.00)	(44.79)
02/12/2022	52420	Contributions	197.89	114.40
02/12/2022	52420	Contributions	500.00	289.04
02/12/2022	53800	Contributions Tax	(29.68)	(17.16)
02/12/2022	53800	Contributions Tax	(75.00)	(43.36)
09/12/2022	52420	Contributions	197.89	110.60
09/12/2022	52420	Contributions	500.00	279.45
09/12/2022	53800	Contributions Tax	(29.68)	(16.59)
09/12/2022	53800	Contributions Tax	(75.00)	(41.92)
16/12/2022	52420	Contributions	197.89	106.81
16/12/2022	52420	Contributions	500.00	269.86
16/12/2022	53800	Contributions Tax	(29.68)	(16.02)
16/12/2022	53800	Contributions Tax	(75.00)	(40.48)
23/12/2022	52420	Contributions	197.89	103.01
23/12/2022	52420	Contributions	500.00	260.27
23/12/2022	53800	Contributions Tax	(29.68)	(15.45)
23/12/2022	53800	Contributions Tax	(75.00)	(39.04)
30/12/2022	52420	Contributions	197.89	99.22
30/12/2022	53800	Contributions Tax	(29.68)	(14.88)
13/01/2023	52420	Contributions	197.89	91.63
13/01/2023	52420	Contributions	197.89	91.63
13/01/2023	53800	Contributions Tax	(29.68)	(13.74)
13/01/2023	53800	Contributions Tax	(29.68)	(13.74)
20/01/2023	52420	Contributions	197.89	87.83
20/01/2023	53800	Contributions Tax	(29.68)	(13.17)
27/01/2023	52420	Contributions	197.89	84.04
27/01/2023	53800	Contributions Tax	(29.68)	(12.60)
03/02/2023	52420	Contributions	197.89	80.24
03/02/2023	53800	Contributions Tax	(29.68)	(12.03)

---

**Calculation of daily member weighted balances**

10/02/2023	52420	Contributions	197.89	76.45
10/02/2023	53800	Contributions Tax	(29.68)	(11.47)
17/02/2023	52420	Contributions	197.89	72.65
17/02/2023	53800	Contributions Tax	(29.68)	(10.90)
24/02/2023	52420	Contributions	197.89	68.85
24/02/2023	53800	Contributions Tax	(29.68)	(10.33)
03/03/2023	52420	Contributions	197.89	65.06
03/03/2023	53800	Contributions Tax	(29.68)	(9.76)
10/03/2023	52420	Contributions	197.89	61.26
10/03/2023	52420	Contributions	500.00	154.79
10/03/2023	53800	Contributions Tax	(29.68)	(9.19)
10/03/2023	53800	Contributions Tax	(75.00)	(23.22)
17/03/2023	52420	Contributions	197.89	57.47
17/03/2023	52420	Contributions	500.00	145.21
17/03/2023	53800	Contributions Tax	(29.68)	(8.62)
17/03/2023	53800	Contributions Tax	(75.00)	(21.78)
23/03/2023	52420	Contributions	197.89	54.22
23/03/2023	52420	Contributions	500.00	136.99
23/03/2023	53800	Contributions Tax	(29.68)	(8.13)
23/03/2023	53800	Contributions Tax	(75.00)	(20.55)
31/03/2023	52420	Contributions	197.89	49.88
31/03/2023	52420	Contributions	500.00	126.03
31/03/2023	53800	Contributions Tax	(29.68)	(7.48)
31/03/2023	53800	Contributions Tax	(75.00)	(18.90)
11/04/2023	52420	Contributions	197.89	43.92
11/04/2023	52420	Contributions	500.00	110.96
11/04/2023	53800	Contributions Tax	(29.68)	(6.59)
11/04/2023	53800	Contributions Tax	(75.00)	(16.64)
14/04/2023	52420	Contributions	197.89	42.29
14/04/2023	52420	Contributions	500.00	106.85
14/04/2023	53800	Contributions Tax	(29.68)	(6.34)
14/04/2023	53800	Contributions Tax	(75.00)	(16.03)
21/04/2023	52420	Contributions	197.89	38.49
21/04/2023	52420	Contributions	500.00	97.26
21/04/2023	53800	Contributions Tax	(29.68)	(5.77)
21/04/2023	53800	Contributions Tax	(75.00)	(14.59)
28/04/2023	52420	Contributions	197.89	34.70
28/04/2023	52420	Contributions	500.00	87.67
28/04/2023	53800	Contributions Tax	(29.68)	(5.20)
28/04/2023	53800	Contributions Tax	(75.00)	(13.15)
05/05/2023	52420	Contributions	197.89	30.90
05/05/2023	52420	Contributions	500.00	78.08
05/05/2023	53800	Contributions Tax	(29.68)	(4.63)
05/05/2023	53800	Contributions Tax	(75.00)	(11.71)
15/05/2023	52420	Contributions	197.89	25.48
15/05/2023	52420	Contributions	500.00	64.38

---

**Calculation of daily member weighted balances**

15/05/2023	53800	Contributions Tax	(29.68)	(3.82)
15/05/2023	53800	Contributions Tax	(15.83)	(2.04)
19/05/2023	52420	Contributions	197.89	23.31
19/05/2023	52420	Contributions	500.00	58.90
19/05/2023	53800	Contributions Tax	(29.68)	(3.50)
26/05/2023	52420	Contributions	197.89	19.52
26/05/2023	52420	Contributions	500.00	49.32
26/05/2023	53800	Contributions Tax	(29.68)	(2.93)
02/06/2023	52420	Contributions	197.89	15.72
02/06/2023	52420	Contributions	500.00	39.73
02/06/2023	53800	Contributions Tax	(29.68)	(2.36)
09/06/2023	52420	Contributions	197.89	11.93
09/06/2023	52420	Contributions	500.00	30.14
09/06/2023	53800	Contributions Tax	(29.68)	(1.79)
16/06/2023	52420	Contributions	197.89	8.13
16/06/2023	52420	Contributions	500.00	20.55
23/06/2023	52420	Contributions	197.89	4.34
30/06/2023	52420	Contributions	197.89	0.54
30/06/2023	53800	Contributions Tax	(29.68)	(0.08)
30/06/2023	56100	Internal Transfers In	48,220.07	132.11
		<b>Total Amount (Weighted)</b>		<b>271,529.53</b>

**John Larder (LARJOH00002P)**Member Balance

01/07/2022	50010	Opening Balance	43,495.98	43,495.98
30/06/2023	54160	Pensions Paid	(870.00)	(2.38)
30/06/2023	57100	Internal Transfers Out	(48,220.07)	(132.11)
		<b>Total Amount (Weighted)</b>		<b>43,361.49</b>

**Calculation of Net Capital Gains**

Capital gains from Unsegregated Pool	12,286.06
Capital gains from Unsegregated Pool - Collectables	0.00
Capital Gain Adjustment from prior segments	0.00
Realised Notional gains	0.00
Carried forward losses from prior years	0.00
Current year capital losses from Unsegregated Pool	30,825.39
Current year capital losses from Unsegregated Pool - Collectables	0.00
Losses Applied	12,286.06
Total CGT Discount Applied	0.00
<b>Capital Gain /(Losses carried forward)</b>	<b>0.00</b>
<b>CGT allocated in prior segments</b>	<b>0.00</b>
<b>Allocations of Net Capital Gains to Pools</b>	
Capital Gain Proportion - Unsegregated Pool (0/0)=100.00%	0.00

---

## Foreign Tax Offset Calculations

**Segment 01 July 2022 to 30 June 2023**

Claimable FTO - Unsegregated Pool 388.97

**Claimable FTO 388.97**

**Total Claimable Foreign Credits for the Year 388.97**

**Foreign Tax Offset (Label C1) 388.97**

**Applied/Claimed FTO 388.97**

### **Allocations of Foreign Tax Offset to Members**

Donna Larder(LARDON00001A) - 39.70 % 154.42

John Larder(LARJOH00001A) - 52.00 % 202.27

John Larder(LARJOH00002P) - 8.30 % 32.28

**Total Foreign Tax Offset Allocated to Members 388.97**

---



# Self-managed superannuation fund annual return **2023**

## Who should complete this annual return?

Only self-managed superannuation funds (SMSFs) can complete this annual return. All other funds must complete the *Fund income tax return 2023* (NAT 71287).

- ❗ The *Self-managed superannuation fund annual return instructions 2023* (NAT 71606) (the instructions) can assist you to complete this annual return.
- ⊖ The SMSF annual return cannot be used to notify us of a change in fund membership. You must update fund details via [ABR.gov.au](http://ABR.gov.au) or complete the Change of details for superannuation entities form (NAT 3036).

## To complete this annual return

- Print clearly, using a BLACK pen only.
- Use BLOCK LETTERS and print one character per box.

S M / T # S T

- Place  in ALL applicable boxes.

- Postal address for annual returns:

**Australian Taxation Office**  
GPO Box 9845  
[insert the name and postcode  
of your capital city]

For example;

**Australian Taxation Office**  
GPO Box 9845  
SYDNEY NSW 2001

## Section A: Fund information

1 **Tax file number (TFN)**

- To assist processing, write the fund's TFN at the top of pages 3, 5, 7, 9 and 11.

- ❗ The ATO is authorised by law to request your TFN. You are not obliged to quote your TFN but not quoting it could increase the chance of delay or error in processing your annual return. See the Privacy note in the Declaration.

2 **Name of self-managed superannuation fund (SMSF)**

John & Donna Larder Superannuation Fund

3 **Australian business number (ABN)** (if applicable)

4 **Current postal address**

Level 1 Mitcham House

1355 Gympie Road

Suburb/town

Aspley

State/territory

QLD

Postcode

4034

5 **Annual return status**

Is this an amendment to the SMSF's 2023 return?

A No  Yes

Is this the first required return for a newly registered SMSF?

B No  Yes

Tax File Number

**6 SMSF auditor**

Auditor's name

Title: Mr  Mrs  Miss  Ms  Other

Family name

First given name

Other given names

SMSF Auditor Number

Auditor's phone number

Postal address

Suburb/town

State/territory

Postcode

Date audit was completed **A**  /  /

Was Part A of the audit report qualified? **B** No  Yes

Was Part B of the audit report qualified? **C** No  Yes

If Part B of the audit report was qualified, have the reported issues been rectified? **D** No  Yes

**7 Electronic funds transfer (EFT)**

We need your self-managed super fund's financial institution details to pay any super payments and tax refunds owing to you.

**A Fund's financial institution account details**

This account is used for super contributions and rollovers. Do not provide a tax agent account here.

Fund BSB number  Fund account number

Fund account name

I would like my tax refunds made to this account.  Go to C.

**B Financial institution account details for tax refunds**

This account is used for tax refunds. You can provide a tax agent account here.

BSB number  Account number

Account name

**C Electronic service address alias**

Provide the electronic service address alias (ESA) issued by your SMSF messaging provider. (For example, SMSFdataESAAlias). See instructions for more information.

Tax File Number

- 8 Status of SMSF** Australian superannuation fund **A** No  Yes  Fund benefit structure **B**  Code
- Does the fund trust deed allow acceptance of the Government's Super Co-contribution and Low Income Super Amounts? **C** No  Yes

**9 Was the fund wound up during the income year?**

No  Yes  If yes, provide the date on which the fund was wound up  Day /  Month /  Year Have all tax lodgment and payment obligations been met? No  Yes

**10 Exempt current pension income**

Did the fund pay retirement phase superannuation income stream benefits to one or more members in the income year?

To claim a tax exemption for current pension income, you must pay at least the minimum benefit payment under the law. Record exempt current pension income at Label **A**.

No  Go to Section B: Income.

Yes  Exempt current pension income amount **A** \$

Which method did you use to calculate your exempt current pension income?

Segregated assets method **B**

Unsegregated assets method **C**  Was an actuarial certificate obtained? **D** Yes

Did the fund have any other income that was assessable?

**E** Yes  Go to Section B: Income.

No  Choosing 'No' means that you do not have any assessable income, including no-TFN quoted contributions. Go to Section C: Deductions and non-deductible expenses. (Do **not** complete Section B: Income.)

If you are entitled to claim any tax offsets, you can list these at Section D: Income tax calculation statement.

## Section B: Income

**Do not complete this section** if all superannuation interests in the SMSF were supporting superannuation income streams in the retirement phase for the **entire year**, there was **no** other income that was assessable, and you **have not** realised a deferred notional gain. If you are entitled to claim any tax offsets, you can record these at Section D: Income tax calculation statement.

### 11 Income

Did you have a capital gains tax (CGT) event during the year? **G** No  Yes

If the total capital loss or total capital gain is greater than \$10,000 or you elected to use the transitional CGT relief in 2017 and the deferred notional gain has been realised, complete and attach a *Capital gains tax (CGT) schedule 2023*.

Have you applied an exemption or rollover? **M** No  Yes

Code

Net capital gain **A** \$

Gross rent and other leasing and hiring income **B** \$

Gross interest **C** \$

Forestry managed investment scheme income **X** \$

Gross foreign income	<b>D1</b> \$ <input type="text" value="2,527"/>	Net foreign income	<b>D</b> \$ <input type="text" value="2,527"/>	Loss <input type="checkbox"/>
----------------------	---	--------------------	--	-------------------------------

Australian franking credits from a New Zealand company **E** \$

Transfers from foreign funds **F** \$  Number

Gross payments where ABN not quoted **H** \$

Gross distribution from partnerships **I** \$  Loss

**Calculation of assessable contributions**

Assessable employer contributions

**R1** \$

plus Assessable personal contributions

**R2** \$

plus **\*\*No-TFN-quoted contributions**

**R3** \$  (an amount must be included even if it is zero)

less Transfer of liability to life insurance company or PST

**R6** \$

\*Unfranked dividend amount **J** \$

\*Franked dividend amount **K** \$

\*Dividend franking credit **L** \$

\*Gross trust distributions **M** \$  Code

**Assessable contributions (R1 plus R2 plus R3 less R6)** **R** \$

**Calculation of non-arm's length income**

\*Net non-arm's length private company dividends

**U1** \$

plus \*Net non-arm's length trust distributions

**U2** \$

plus \*Net other non-arm's length income

**U3** \$

\*Other income **S** \$  Code

\*Assessable income due to changed tax status of fund **T** \$

**Net non-arm's length income (subject to 45% tax rate) (U1 plus U2 plus U3)** **U** \$

#This is a mandatory label.

\*If an amount is entered at this label, check the instructions to ensure the correct tax treatment has been applied.

**GROSS INCOME (Sum of labels A to U)** **W** \$  Loss

Exempt current pension income **Y** \$

**TOTAL ASSESSABLE INCOME (W less Y)** **V** \$  Loss

## Section C: Deductions and non-deductible expenses

### 12 Deductions and non-deductible expenses

**⊖** Under 'Deductions' list all expenses and allowances you are entitled to claim a deduction for. Under 'Non-deductible expenses', list all other expenses or normally allowable deductions that you cannot claim as a deduction (for example, all expenses related to exempt current pension income should be recorded in the 'Non-deductible expenses' column).

DEDUCTIONS		NON-DEDUCTIBLE EXPENSES	
Interest expenses within Australia	<b>A1</b> \$ <input type="text"/>	<b>A2</b> \$ <input type="text"/>	
Interest expenses overseas	<b>B1</b> \$ <input type="text"/>	<b>B2</b> \$ <input type="text"/>	
Capital works expenditure	<b>D1</b> \$ <input type="text"/>	<b>D2</b> \$ <input type="text"/>	
Decline in value of depreciating assets	<b>E1</b> \$ <input type="text"/>	<b>E2</b> \$ <input type="text"/>	
Insurance premiums – members	<b>F1</b> \$ <input type="text"/>	<b>F2</b> \$ <input type="text"/>	
SMSF auditor fee	<b>H1</b> \$ <input type="text" value="330"/>	<b>H2</b> \$ <input type="text"/>	
Investment expenses	<b>I1</b> \$ <input type="text"/>	<b>I2</b> \$ <input type="text"/>	
Management and administration expenses	<b>J1</b> \$ <input type="text" value="3,251"/>	<b>J2</b> \$ <input type="text"/>	
Forestry managed investment scheme expense	<b>U1</b> \$ <input type="text"/>	<b>U2</b> \$ <input type="text"/>	
Other amounts	<b>L1</b> \$ <input type="text"/>	<b>L2</b> \$ <input type="text" value="2,175"/>	Code <input type="text" value="0"/>
Tax losses deducted	<b>M1</b> \$ <input type="text"/>		

**TOTAL DEDUCTIONS**  
**N** \$   
 (Total **A1** to **M1**)

**TOTAL NON-DEDUCTIBLE EXPENSES**  
**Y** \$   
 (Total **A2** to **L2**)

**#TAXABLE INCOME OR LOSS** Loss   
**O** \$   
 (TOTAL ASSESSABLE INCOME less TOTAL DEDUCTIONS)

**TOTAL SMSF EXPENSES**  
**Z** \$   
 (N plus Y)

#This is a mandatory label.

## Section D: Income tax calculation statement

**#Important:**

Section B label **R3**, Section C label **O** and Section D labels **A, T1, J, T5** and **I** are mandatory. If you leave these labels blank, you will have specified a zero amount.

**13 Calculation statement**

Please refer to the *Self-managed superannuation fund annual return instructions 2023* on how to complete the calculation statement.

#Taxable income	<b>A</b>	\$	118,588
<small>(an amount must be included even if it is zero)</small>			
#Tax on taxable income	<b>T1</b>	\$	17,788.20
<small>(an amount must be included even if it is zero)</small>			
#Tax on no-TFN-quoted contributions	<b>J</b>	\$	0.00
<small>(an amount must be included even if it is zero)</small>			
<b>Gross tax</b>	<b>B</b>	\$	17,788.20
<small>(T1 plus J)</small>			

Foreign income tax offset	<b>C1</b>	\$	388.97
Rebates and tax offsets	<b>C2</b>	\$	
<b>Non-refundable non-carry forward tax offsets</b>			
	<b>C</b>	\$	388.97
<small>(C1 plus C2)</small>			

**SUBTOTAL 1**

**T2** \$ 17,399.23

(B less C – cannot be less than zero)

Early stage venture capital limited partnership tax offset	<b>D1</b>	\$	0.00
Early stage venture capital limited partnership tax offset carried forward from previous year	<b>D2</b>	\$	0.00
Early stage investor tax offset	<b>D3</b>	\$	0.00
Early stage investor tax offset carried forward from previous year	<b>D4</b>	\$	0.00
<b>Non-refundable carry forward tax offsets</b>			
	<b>D</b>	\$	0.00
<small>(D1 plus D2 plus D3 plus D4)</small>			
<b>SUBTOTAL 2</b>			
	<b>T3</b>	\$	17,399.23
<small>(T2 less D – cannot be less than zero)</small>			

Complying fund's franking credits tax offset	<b>E1</b>	\$	3,473.79
No-TFN tax offset	<b>E2</b>	\$	
National rental affordability scheme tax offset	<b>E3</b>	\$	
Exploration credit tax offset	<b>E4</b>	\$	0.00
<b>Refundable tax offsets</b>			
	<b>E</b>	\$	3,473.79
<small>(E1 plus E2 plus E3 plus E4)</small>			

**#TAX PAYABLE T5** \$ 13,925.44

(T3 less E – cannot be less than zero)

**Section 102AAM interest charge**

**G** \$

<b>H2</b>	Credit for tax withheld – foreign resident withholding (excluding capital gains)	<input type="text"/>
<b>H3</b>	Credit for tax withheld – where ABN or TFN not quoted (non-individual)	<input type="text"/>
<b>H5</b>	Credit for TFN amounts withheld from payments from closely held trusts	<input type="text" value="0.00"/>
<b>H6</b>	Credit for interest on no-TFN tax offset	<input type="text"/>
<b>H8</b>	Credit for foreign resident capital gains withholding amounts	<input type="text" value="0.00"/>
<b>Eligible credits</b>		<b>H</b> \$ <input type="text"/>
		<i>(H2 plus H3 plus H5 plus H6 plus H8)</i>

<b>#Tax offset refunds</b> (Remainder of refundable tax offsets)	<b>I</b> \$ <input type="text" value="0.00"/>
	<i>(unused amount from label E – an amount must be included even if it is zero)</i>

**PAYG instalments raised**

**K** \$

**Supervisory levy**

**L** \$

**Supervisory levy adjustment for wound up funds**

**M** \$

**Supervisory levy adjustment for new funds**

**N** \$

<b>AMOUNT DUE OR REFUNDABLE</b> A positive amount at <b>S</b> is what you owe, while a negative amount is refundable to you.	<b>S</b> \$ <input type="text" value="7,398.44"/>
	<i>(T5 plus G less H less I less K plus L less M plus N)</i>

#This is a mandatory label.

## Section E: Losses

### 14 Losses

**!** If total loss is greater than \$100,000, complete and attach a *Losses schedule 2023*.

Tax losses carried forward to later income years	<b>U</b> \$ <input type="text"/>
Net capital losses carried forward to later income years	<b>V</b> \$ <input type="text" value="18,539"/>

Section F: **Member information**

**MEMBER 1**

Title: Mr  Mrs  Miss  Ms  Other

Family name **Larder**

First given name **Donna** Other given names

Member's TFN **Provided** Date of birth **Provided**

**Contributions** OPENING ACCOUNT BALANCE \$ **196,016.32**

**!** Refer to instructions for completing these labels.

Employer contributions  
**A** \$ **52,173.75**

ABN of principal employer  
**A1**

Personal contributions  
**B** \$

CGT small business retirement exemption  
**C** \$

CGT small business 15-year exemption amount  
**D** \$

Personal injury election  
**E** \$

Spouse and child contributions  
**F** \$

Other third party contributions  
**G** \$

Proceeds from primary residence disposal  
**H** \$

**H1** Receipt date  /  /

Assessable foreign superannuation fund amount  
**I** \$

Non-assessable foreign superannuation fund amount  
**J** \$

Transfer from reserve: assessable amount  
**K** \$

Transfer from reserve: non-assessable amount  
**L** \$

Contributions from non-complying funds and previously non-complying funds  
**T** \$

Any other contributions (including Super Co-contributions and Low Income Super Amounts)  
**M** \$

**TOTAL CONTRIBUTIONS N** \$ **52,173.75**  
(Sum of labels **A** to **M**)

**Other transactions**

Accumulation phase account balance  
**S1** \$ **267,025.61**

Retirement phase account balance - Non CDBIS  
**S2** \$ **0.00**

Retirement phase account balance - CDBIS  
**S3** \$ **0.00**

**0** TRIS Count **CLOSING ACCOUNT BALANCE S** \$ **267,025.61**  
(**S1** plus **S2** plus **S3**)

Allocated earnings or losses  
**O** \$ **18,835.54** Loss

Inward rollovers and transfers  
**P** \$

Outward rollovers and transfers  
**Q** \$

Lump Sum payments  
**R1** \$ Code

Income stream payments  
**R2** \$ Code

Accumulation phase value **X1** \$

Retirement phase value **X2** \$

Outstanding limited recourse borrowing arrangement amount **Y** \$



**MEMBER 2**

Title: Mr  Mrs  Miss  Ms  Other

Family name

First given name  Other given names

Member's TFN  Date of birth  Day Month Year

**Contributions**

OPENING ACCOUNT BALANCE \$

**!** Refer to instructions for completing these labels.

Employer contributions  
**A \$**

ABN of principal employer  
**A1**

Personal contributions  
**B \$**

CGT small business retirement exemption  
**C \$**

CGT small business 15-year exemption amount  
**D \$**

Personal injury election  
**E \$**

Spouse and child contributions  
**F \$**

Other third party contributions  
**G \$**

Proceeds from primary residence disposal  
**H \$**

**H1** Receipt date  /  /  Day Month Year

Assessable foreign superannuation fund amount  
**I \$**

Non-assessable foreign superannuation fund amount  
**J \$**

Transfer from reserve: assessable amount  
**K \$**

Transfer from reserve: non-assessable amount  
**L \$**

Contributions from non-complying funds and previously non-complying funds  
**T \$**

Any other contributions (including Super Co-contributions and Low Income Super Amounts)  
**M \$**

**TOTAL CONTRIBUTIONS N \$**   
(Sum of labels A to M)

**Other transactions**

Accumulation phase account balance  
**S1 \$**

Retirement phase account balance - Non CDBIS  
**S2 \$**

Retirement phase account balance - CDBIS  
**S3 \$**

TRIS Count

**CLOSING ACCOUNT BALANCE S \$**   
(S1 plus S2 plus S3)

Allocated earnings or losses  
**O \$**  Loss

Inward rollovers and transfers  
**P \$**

Outward rollovers and transfers  
**Q \$**

Lump Sum payments  
**R1 \$**  Code

Income stream payments  
**R2 \$**  Code

Accumulation phase value **X1 \$**

Retirement phase value **X2 \$**

Outstanding limited recourse borrowing arrangement amount **Y \$**

**Section H: Assets and liabilities**

**15 ASSETS**

15a Australian managed investments

Listed trusts	<b>A \$</b>	54,974
Unlisted trusts	<b>B \$</b>	
Insurance policy	<b>C \$</b>	
Other managed investments	<b>D \$</b>	

15b Australian direct investments

<div style="border: 1px solid black; padding: 5px;"> <p><b>Limited recourse borrowing arrangements</b></p> <p>Australian residential real property</p> <p><b>J1 \$</b> <span style="border: 1px solid black; display: inline-block; width: 150px; height: 20px;"></span></p> <p>Australian non-residential real property</p> <p><b>J2 \$</b> <span style="border: 1px solid black; display: inline-block; width: 150px; height: 20px;"></span></p> <p>Overseas real property</p> <p><b>J3 \$</b> <span style="border: 1px solid black; display: inline-block; width: 150px; height: 20px;"></span></p> <p>Australian shares</p> <p><b>J4 \$</b> <span style="border: 1px solid black; display: inline-block; width: 150px; height: 20px;"></span></p> <p>Overseas shares</p> <p><b>J5 \$</b> <span style="border: 1px solid black; display: inline-block; width: 150px; height: 20px;"></span></p> <p>Other</p> <p><b>J6 \$</b> <span style="border: 1px solid black; display: inline-block; width: 150px; height: 20px;"></span></p> <p>Property count</p> <p><b>J7</b> <span style="border: 1px solid black; display: inline-block; width: 50px; height: 20px;"></span></p> </div>	<table style="width: 100%; border-collapse: collapse;"> <tr> <td style="width: 40%;">Cash and term deposits</td> <td style="width: 10%;"><b>E \$</b></td> <td style="width: 50%; border: 1px solid black; text-align: right;">581,299</td> </tr> <tr> <td>Debt securities</td> <td><b>F \$</b></td> <td style="border: 1px solid black;"></td> </tr> <tr> <td>Loans</td> <td><b>G \$</b></td> <td style="border: 1px solid black;"></td> </tr> <tr> <td>Listed shares</td> <td><b>H \$</b></td> <td style="border: 1px solid black; text-align: right;">28,983</td> </tr> <tr> <td>Unlisted shares</td> <td><b>I \$</b></td> <td style="border: 1px solid black;"></td> </tr> <tr> <td>Limited recourse borrowing arrangements</td> <td><b>J \$</b></td> <td style="border: 1px solid black;"></td> </tr> <tr> <td>Non-residential real property</td> <td><b>K \$</b></td> <td style="border: 1px solid black;"></td> </tr> <tr> <td>Residential real property</td> <td><b>L \$</b></td> <td style="border: 1px solid black;"></td> </tr> <tr> <td>Collectables and personal use assets</td> <td><b>M \$</b></td> <td style="border: 1px solid black;"></td> </tr> <tr> <td>Other assets</td> <td><b>O \$</b></td> <td style="border: 1px solid black; text-align: right;">1,221</td> </tr> </table>	Cash and term deposits	<b>E \$</b>	581,299	Debt securities	<b>F \$</b>		Loans	<b>G \$</b>		Listed shares	<b>H \$</b>	28,983	Unlisted shares	<b>I \$</b>		Limited recourse borrowing arrangements	<b>J \$</b>		Non-residential real property	<b>K \$</b>		Residential real property	<b>L \$</b>		Collectables and personal use assets	<b>M \$</b>		Other assets	<b>O \$</b>	1,221
Cash and term deposits	<b>E \$</b>	581,299																													
Debt securities	<b>F \$</b>																														
Loans	<b>G \$</b>																														
Listed shares	<b>H \$</b>	28,983																													
Unlisted shares	<b>I \$</b>																														
Limited recourse borrowing arrangements	<b>J \$</b>																														
Non-residential real property	<b>K \$</b>																														
Residential real property	<b>L \$</b>																														
Collectables and personal use assets	<b>M \$</b>																														
Other assets	<b>O \$</b>	1,221																													

15c Other investments

Crypto-Currency	<b>N \$</b>	
-----------------	-------------	--

15d Overseas direct investments

Overseas shares	<b>P \$</b>	498
Overseas non-residential real property	<b>Q \$</b>	
Overseas residential real property	<b>R \$</b>	
Overseas managed investments	<b>S \$</b>	
Other overseas assets	<b>T \$</b>	
<b>TOTAL AUSTRALIAN AND OVERSEAS ASSETS</b>		<b>U \$</b> 666,975
<small>(Sum of labels <b>A</b> to <b>T</b>)</small>		

15e In-house assets

Did the fund have a loan to, lease to or investment in, related parties (known as in-house assets) at the end of the income year?

**A** No  Yes  \$

**15f Limited recourse borrowing arrangements**

If the fund had an LRBA were the LRBA borrowings from a licensed financial institution? **A** No  Yes

Did the members or related parties of the fund use personal guarantees or other security for the LRBA? **B** No  Yes

**16 LIABILITIES**

Borrowings for limited recourse borrowing arrangements	<b>V1</b> \$	<input type="text"/>
Permissible temporary borrowings	<b>V2</b> \$	<input type="text"/>
Other borrowings	<b>V3</b> \$	<input type="text"/>
Borrowings		<b>V</b> \$ <input type="text"/>
Total member closing account balances (total of all <b>CLOSING ACCOUNT BALANCES</b> from Sections F and G)		<b>W</b> \$ <input type="text" value="657,743"/>
Reserve accounts		<b>X</b> \$ <input type="text"/>
Other liabilities		<b>Y</b> \$ <input type="text" value="9,232"/>
<b>TOTAL LIABILITIES</b>		<b>Z</b> \$ <input type="text" value="666,975"/>

**Section I: Taxation of financial arrangements**

**17 Taxation of financial arrangements (TOFA)**

Total TOFA gains **H** \$

Total TOFA losses **I** \$

**Section J: Other information**

**Family trust election status**

If the trust or fund has made, or is making, a family trust election, write the four-digit **income year specified** of the election (for example, for the 2022–23 income year, write 2023). **A**


If revoking or varying a family trust election, print **R** for revoke or print **V** for variation, and complete and attach the *Family trust election, revocation or variation 2023*. **B**

**Interposed entity election status**

If the trust or fund has an existing election, write the earliest income year specified. If the trust or fund is making one or more elections this year, write the earliest income year being specified and complete an *Interposed entity election or revocation 2023* for each election. **C**

If revoking an interposed entity election, print **R**, and complete and attach the *Interposed entity election or revocation 2023*. **D**

Section K: **Declarations**

 Penalties may be imposed for false or misleading information in addition to penalties relating to any tax shortfalls.

**Important**

Before making this declaration check to ensure that all income has been disclosed and the annual return, all attached schedules and any additional documents are true and correct in every detail. If you leave labels blank, you will have specified a zero amount or the label was not applicable to you. If you are in doubt about any aspect of the annual return, place all the facts before the ATO.

**Privacy**

The ATO is authorised by the *Taxation Administration Act 1953* to request the provision of tax file numbers (TFNs). We will use the TFN to identify the entity in our records. It is not an offence not to provide the TFN. However if you do not provide the TFN, the processing of this form may be delayed.

Taxation law authorises the ATO to collect information and disclose it to other government agencies. For information about your privacy go to [ato.gov.au/privacy](http://ato.gov.au/privacy)

**TRUSTEE'S OR DIRECTOR'S DECLARATION:**

I declare that, the current trustees and directors have authorised this annual return and it is documented as such in the SMSF's records. I have received a copy of the audit report and are aware of any matters raised therein. The information on this annual return, including any attached schedules and additional documentation is true and correct.

Authorised trustee's, director's or public officer's signature

Date  /  /

**Preferred trustee or director contact details:**

Title: Mr  Mrs  Miss  Ms  Other

Family name

First given name

Other given names

Phone number

Email address

Non-individual trustee name (if applicable)

ABN of non-individual trustee

Time taken to prepare and complete this annual return  Hrs

 The Commissioner of Taxation, as Registrar of the Australian Business Register, may use the ABN and business details which you provide on this annual return to maintain the integrity of the register. For further information, refer to the instructions.

**TAX AGENT'S DECLARATION:**

I declare that the *Self-managed superannuation fund annual return 2023* has been prepared in accordance with information provided by the trustees, that the trustees have given me a declaration stating that the information provided to me is true and correct, and that the trustees have authorised me to lodge this annual return.

Tax agent's signature

Date  /  /

**Tax agent's contact details**

Title: Mr  Mrs  Miss  Ms  Other

Family name

First given name

Other given names

Tax agent's practice

Tax agent's phone number

Reference number

Tax agent number

# Capital gains tax (CGT) schedule

# 2023

## When completing this form

- Print clearly, using a black or dark blue pen only.
- Use BLOCK LETTERS and print one character in each box.

S M I T H S T

- Do not use correction fluid or covering stickers.
- Sign next to any corrections with your **full signature** (not initials).

- Use in conjunction with company, trust, fund income tax return or the self-managed superannuation fund annual return.
- Refer to the *Guide to capital gains tax 2023* available on our website at [ato.gov.au](http://ato.gov.au) for instructions on how to complete this schedule.

**Tax file number (TFN)**

- !** We are authorised by law to request your TFN. You do not have to quote your TFN. However, if you don't it could increase the chance of delay or error in processing your form.

**Australian business number (ABN)**

**Taxpayer's name**

John & Donna Larder Superannuation Fund

## 1 Current year capital gains and capital losses

	Capital gain		Capital loss
Shares in companies listed on an Australian securities exchange	<b>A</b> \$ <input type="text" value="10,479"/>	<b>K</b> \$	<input type="text" value="7,768"/>
Other shares	<b>B</b> \$ <input type="text"/>	<b>L</b> \$	<input type="text"/>
Units in unit trusts listed on an Australian securities exchange	<b>C</b> \$ <input type="text" value="1,807"/>	<b>M</b> \$	<input type="text" value="23,056"/>
Other units	<b>D</b> \$ <input type="text"/>	<b>N</b> \$	<input type="text"/>
Real estate situated in Australia	<b>E</b> \$ <input type="text"/>	<b>O</b> \$	<input type="text"/>
Other real estate	<b>F</b> \$ <input type="text"/>	<b>P</b> \$	<input type="text"/>
Amount of capital gains from a trust (including a managed fund)	<b>G</b> \$ <input type="text"/>		
Collectables	<b>H</b> \$ <input type="text"/>	<b>Q</b> \$	<input type="text"/>
Other CGT assets and any other CGT events	<b>I</b> \$ <input type="text"/>	<b>R</b> \$	<input type="text"/>
Amount of capital gain previously deferred under transitional CGT relief for superannuation funds	<b>S</b> \$ <input type="text" value="0"/>		
<b>Total current year capital gains</b>	<b>J</b> \$ <input type="text" value="12,286"/>		

Add the amounts at labels **K** to **R** and write the total in item 2 label **A** – **Total current year capital losses**.

Tax File Number **2 Capital losses**Total current year capital losses **A** \$ Total current year capital losses applied **B** \$ Total prior year net capital losses applied **C** \$ Total capital losses transferred in applied  
(only for transfers involving a foreign bank branch or  
permanent establishment of a foreign financial entity) **D** \$ Total capital losses applied **E** \$ Add amounts at **B**, **C** and **D**.**3 Unapplied net capital losses carried forward**Net capital losses from collectables carried forward to later income years **A** \$ Other net capital losses carried forward to later income years **B** \$ Add amounts at **A** and **B** and transfer the total  
to label **V** – **Net capital losses carried forward**  
to later income years on your tax return.**4 CGT discount**Total CGT discount applied **A** \$ **5 CGT concessions for small business**Small business active asset reduction **A** \$ Small business retirement exemption **B** \$ Small business rollover **C** \$ Total small business concessions applied **D** \$ **6 Net capital gain**Net capital gain **A** \$ **1J** less **2E** less **4A** less **5D** (cannot be less than  
zero). Transfer the amount at **A** to label **A** – **Net**  
**capital gain** on your tax return.

Tax File Number

**7 Earnout arrangements**

Are you a party to an earnout arrangement? **A** Yes, as a buyer  Yes, as a seller  No   
 (Print  in the appropriate box.)

**!** If you are a party to more than one earnout arrangement, copy and attach a separate sheet to this schedule providing the details requested here for each additional earnout arrangement.

How many years does the earnout arrangement run for? **B**

What year of that arrangement are you in? **C**

If you are the seller, what is the total estimated capital proceeds from the earnout arrangement? **D** \$

Amount of any capital gain or loss you made under your non-qualifying arrangement in the income year. **E** \$  /  <sup>LOSS</sup>

**!** **Request for amendment**

If you received or provided a financial benefit under a look-through earnout right created in an earlier income year and you wish to seek an amendment to that earlier income year, complete the following:

Income year earnout right created **F**

Amended net capital gain or capital losses carried forward **G** \$  /  <sup>LOSS</sup>

**8 Other CGT information required (if applicable)**

Small business 15 year exemption – exempt capital gains **A** \$  /  <sup>CODE</sup>

Capital gains disregarded by a foreign resident **B** \$

Capital gains disregarded as a result of a scrip for scrip rollover **C** \$

Capital gains disregarded as a result of an inter-company asset rollover **D** \$

Capital gains disregarded by a demerging entity **E** \$

Tax File Number 

## Taxpayer's declaration

**!** If the schedule is not lodged with the income tax return you are required to sign and date the schedule.

### Important

Before making this declaration check to ensure that all the information required has been provided on this form and any attachments to this form, and that the information provided is true and correct in every detail. If you are in doubt about any aspect of the tax return, place all the facts before the ATO. The income tax law imposes heavy penalties for false or misleading statements.

### Privacy

Taxation law authorises the ATO to collect information and disclose it to other government agencies. This includes personal information of the person authorised to sign the declaration. For information about your privacy go to [ato.gov.au/privacy](http://ato.gov.au/privacy)

*I declare that the information on this form is true and correct.*

Signature

Date

Day	Month	Year
<input type="text"/>	<input type="text"/>	<input type="text"/>

Contact name

John Larder

Daytime contact number (include area code)



## Losses schedule

# 2023

Companies and trusts that do not join consolidated groups should complete and attach this schedule to their 2023 tax return. Superannuation funds should complete and attach this schedule to their 2023 tax return.

Print neatly in BLOCK LETTERS with a black or blue ballpoint pen only. Print one letter or number in each box. Do not use correction fluid or tape.

Place  in all applicable boxes.

Refer to *Losses schedule instructions 2023*, available on our website [ato.gov.au](http://ato.gov.au) for instructions on how to complete this schedule.

Tax file number (TFN)

Provided

Name of entity

John & Donna Larder Superannuation Fund

Australian business number

74024412510

### Part A – Losses carried forward to the 2023–24 income year – excludes film losses

#### 1 Tax losses carried forward to later income years

Year of loss	
2022–23	<b>B</b> <input type="text"/>
2021–22	<b>C</b> <input type="text"/>
2020–21	<b>D</b> <input type="text"/>
2019–20	<b>E</b> <input type="text"/>
2018–19	<b>F</b> <input type="text"/>
2017–18 and earlier income years	<b>G</b> <input type="text"/>
<b>Total</b>	<b>U</b> <input type="text"/>

Transfer the amount at **U** to the **Tax losses carried forward to later income years** label on your tax return.

#### 2 Net capital losses carried forward to later income years

Year of loss	
2022–23	<b>H</b> <input type="text" value="18,539"/>
2021–22	<b>I</b> <input type="text"/>
2020–21	<b>J</b> <input type="text"/>
2019–20	<b>K</b> <input type="text"/>
2018–19	<b>L</b> <input type="text"/>
2017–18 and earlier income years	<b>M</b> <input type="text"/>
<b>Total</b>	<b>V</b> <input type="text" value="18,539"/>

Transfer the amount at **V** to the **Net capital losses carried forward to later income years** label on your tax return.

Tax File Number **Part B – Ownership and business continuity test** – company and listed widely held trust only

Complete item 3 of **Part B** if a loss is being carried forward to later income years and the business continuity test has to be satisfied in relation to that loss.

Do not complete items 1 or 2 of **Part B** if, in the 2022–23 income year, no loss has been claimed as a deduction, applied against a net capital gain or, in the case of companies, losses have not been transferred in or out.

**1 Whether continuity of majority ownership test passed**

**Note:** If the entity has deducted, applied, transferred in or transferred out (as applicable) in the 2022–23 income year a loss incurred in any of the listed years, print **X** in the **Yes** or **No** box to indicate whether the entity has satisfied the continuity of majority ownership test in respect of that loss.

Year of loss		Yes	No
2022–23	<b>A</b>	<input type="checkbox"/>	<input type="checkbox"/>
2021–22	<b>B</b>	<input type="checkbox"/>	<input type="checkbox"/>
2020–21	<b>C</b>	<input type="checkbox"/>	<input type="checkbox"/>
2019–20	<b>D</b>	<input type="checkbox"/>	<input type="checkbox"/>
2018–19	<b>E</b>	<input type="checkbox"/>	<input type="checkbox"/>
2017–18 and earlier income years	<b>F</b>	<input type="checkbox"/>	<input type="checkbox"/>

**2 Amount of losses deducted/applied for which the continuity of majority ownership test is not passed but the business continuity test is satisfied** – excludes film losses

Tax losses	<b>G</b>	<input type="text"/>
Net capital losses	<b>H</b>	<input type="text"/>

**3 Losses carried forward for which the business continuity test must be satisfied before they can be deducted/applied in later years** – excludes film losses

Tax losses	<b>I</b>	<input type="text"/>
Net capital losses	<b>J</b>	<input type="text"/>

**4 Do current year loss provisions apply?**

Is the company required to calculate its taxable income or tax loss for the year under Subdivision 165-B or its net capital gain or net capital loss for the year under Subdivision 165-CB of the *Income Tax Assessment Act 1997* (ITAA 1997)?

**K** Yes  No

**Part C – Unrealised losses** – company only

**Note:** These questions relate to the operation of Subdivision 165-CC of ITAA 1997.

Has a changeover time occurred in relation to the company after 1.00pm by legal time in the Australian Capital Territory on 11 November 1999?

**L** Yes  No

If you printed **X** in the **No** box at **L**, do not complete **M**, **N** or **O**.

At the changeover time did the company satisfy the maximum net asset value test under section 152-15 of ITAA 1997?

**M** Yes  No

If you printed **X** in the **No** box at **M**, has the company determined it had an unrealised net loss at the changeover time?

**N** Yes  No

If you printed **X** in the **Yes** box at **N**, what was the amount of unrealised net loss calculated under section 165-115E of ITAA 1997?

**O**

Tax File Number **Part D – Life insurance companies**Complying superannuation class tax losses carried forward to later income years **P** Complying superannuation net capital losses carried forward to later income years **Q** **Part E – Controlled foreign company losses**Current year CFC losses **M** CFC losses deducted **N** CFC losses carried forward **O** **Part F – Tax losses reconciliation statement**Balance of tax losses brought forward from the prior income year **A** **ADD** Uplift of tax losses of designated infrastructure project entities **B** **SUBTRACT** Net forgiven amount of debt **C** **ADD** Tax loss incurred (if any) during current year **D** **ADD** Tax loss amount from conversion of excess franking offsets **E** **SUBTRACT** Net exempt income **F** **SUBTRACT** Tax losses forgone **G** **SUBTRACT** Tax losses deducted **H** **SUBTRACT** Tax losses transferred out under Subdivision 170-A  
(only for transfers involving a foreign bank branch or a PE of a foreign financial entity) **I** Total tax losses carried forward to later income years **J**

Tax File Number

If the schedule is not lodged with the income tax return you are required to sign and date the schedule.

**Important**

Before making this declaration check to ensure that all the information required has been provided on this form and any attachments to this form, and that the information provided is true and correct in every detail. If you are in doubt about any aspect of the tax return, place all the facts before the ATO. The income tax law imposes heavy penalties for false or misleading statements.

**Privacy**

Taxation law authorises the ATO to collect information and disclose it to other government agencies. This includes personal information of the person authorised to sign the declaration. For information about your privacy go to [ato.gov.au/privacy](http://ato.gov.au/privacy)

**Taxpayer's declaration**

*I declare that the information on this form is true and correct.*

Signature

Date  /  /

Contact person

Daytime contact number (include area code)

# John & Donna Larder Superannuation Fund

## General Ledger

As at 30 June 2023

Transaction Date	Description	Units	Debit	Credit	Balance \$
<b>Distributions Received (23800)</b>					
<u>Betashares Global Banks Etf - Currency Hedged (BNKS.AX)</u>					
18/01/2023	DIVIDEND FROM BNKS DST 001288200919 [System Matched Income Data]			941.13	941.13 CR
30/06/2023	BNKS.AX - Betashares Global Banks Etf - Currency Hedged - Generate Tax Data - 30/06/2023				941.13 CR
			<b>0.00</b>	<b>941.13</b>	<b>941.13 CR</b>
<u>Ishares S&amp;p/asx Div Opportunities Esg Screened Etf (IHD.AX)</u>					
19/10/2022	DIVIDEND FROM IHD PAYMENT OCT22/00804421 [System Matched Income Data]			1,439.41	1,439.41 CR
18/01/2023	DIVIDEND FROM IHD PAYMENT JAN23/00804362 [System Matched Income Data]			272.63	1,712.04 CR
20/04/2023	DIVIDEND FROM IHD PAYMENT APR23/00804251 [System Matched Income Data]			897.87	2,609.91 CR
30/06/2023	IHD.AX - Ishares S&p/asx Div Opportunities Esg Screened Etf - Generate Tax Data - 30/06/2023				2,609.91 CR
			<b>0.00</b>	<b>2,609.91</b>	<b>2,609.91 CR</b>
<u>Ishares Core S&amp;p/asx 200 Etf (IOZ.AX)</u>					
19/10/2022	DIVIDEND FROM IOZ PAYMENT OCT22/00874719 [System Matched Income Data]			2,492.84	2,492.84 CR
18/01/2023	DIVIDEND FROM IOZ PAYMENT JAN23/00872975 [System Matched Income Data]			762.51	3,255.35 CR
20/04/2023	DIVIDEND FROM IOZ PAYMENT APR23/00871436 [System Matched Income Data]			1,510.66	4,766.01 CR
30/06/2023	IOZ.AX - Ishares Core S&p/asx 200 Etf - Generate Tax Data - 30/06/2023				4,766.01 CR
30/06/2023	IOZ.AX Year End Accrual			0.01	4,766.02 CR
30/06/2023	IOZ.AX - Ishares Core S&p/asx 200 Etf - Generate Tax Data - 30/06/2023				4,766.02 CR
			<b>0.00</b>	<b>4,766.02</b>	<b>4,766.02 CR</b>
<u>Betashares Nasdaq 100 Etf (NDQ.AX1)</u>					
18/01/2023	DIVIDEND FROM NDQ DST 001288578437 [System Matched Income Data]			48.40	48.40 CR
30/06/2023	Distribution Receivable - BETASHARES NASDAQ 100 ETF			1,220.99	1,269.39 CR
30/06/2023	NDQ.AX1 - Betashares Nasdaq 100 Etf - Generate Tax Data - 30/06/2023				1,269.39 CR
			<b>0.00</b>	<b>1,269.39</b>	<b>1,269.39 CR</b>
<u>Vanguard Ftse Emerging Markets Shares Etf (VGE.AX)</u>					
18/10/2022	DIVIDEND FROM VGE PAYMENT OCT22/00813808 [System Matched Income Data]			438.81	438.81 CR
18/01/2023	DIVIDEND FROM VGE PAYMENT JAN23/00813067 [System Matched Income Data]			541.37	980.18 CR
20/04/2023	DIVIDEND FROM VGE PAYMENT APR23/00812778 [System Matched Income Data]			30.31	1,010.49 CR
30/06/2023	VGE.AX - Vanguard Ftse Emerging Markets Shares Etf - Generate Tax Data - 30/06/2023				1,010.49 CR
			<b>0.00</b>	<b>1,010.49</b>	<b>1,010.49 CR</b>

# John & Donna Larder Superannuation Fund

## General Ledger

As at 30 June 2023

Transaction Date	Description	Units	Debit	Credit	Balance \$
<u>Vanguard Msci Index International Shares Etf (VGS.AX)</u>					
18/10/2022	DIVIDEND FROM VGS PAYMENT OCT22/00859252 [System Matched Income Data]			346.24	346.24 CR
18/01/2023	DIVIDEND FROM VGS PAYMENT JAN23/00857487 [System Matched Income Data]			301.64	647.88 CR
20/04/2023	DIVIDEND FROM VGS PAYMENT APR23/00856617 [System Matched Income Data]			222.87	870.75 CR
30/06/2023	VGS.AX - Vanguard Msci Index International Shares Etf - Generate Tax Data - 30/06/2023				870.75 CR
			<b>0.00</b>	<b>870.75</b>	<b>870.75 CR</b>
<b>Dividends Received (23900)</b>					
<u>Australian Finance Group Ltd (AFG.AX)</u>					
21/09/2022	DIVIDEND FROM AFG FNL DIV 001283810073 [System Matched Income Data]			252.86	252.86 CR
23/03/2023	DIVIDEND FROM AFG ITM DIV 001293922277 [System Matched Income Data]			173.84	426.70 CR
				<b>426.70</b>	<b>426.70 CR</b>
<u>Lovisa Holdings Limited (LOV.AX)</u>					
20/10/2022	DIVIDEND FROM LOV FNL DIV 001285228593 [System Matched Income Data]			138.38	138.38 CR
20/04/2023	DIVIDEND FROM LOV DIV 001295006543 [System Matched Income Data]			142.12	280.50 CR
				<b>280.50</b>	<b>280.50 CR</b>
<u>Pilbara Minerals Limited (PLS.AX)</u>					
24/03/2023	DIVIDEND FROM PLS PAYMENT MAR23/00882581 [System Matched Income Data]			114.07	114.07 CR
				<b>114.07</b>	<b>114.07 CR</b>
<u>Peoplein Limited (PPE.AX)</u>					
24/03/2023	DIVIDEND FROM PPE INTERIM DIV 001291786674 [System Matched Income Data]			96.25	96.25 CR
				<b>96.25</b>	<b>96.25 CR</b>
<u>South32 Limited (S32.AX)</u>					
06/04/2023	DIVIDEND FROM SOUTH32 DIVIDEND AI013/01045983 [System Matched Income Data]			128.07	128.07 CR
				<b>128.07</b>	<b>128.07 CR</b>
<u>Santos Limited (STO.AX)</u>					
29/03/2023	DIVIDEND FROM SANTOS DIVIDEND AUS22/00964257			229.90	229.90 CR
				<b>229.90</b>	<b>229.90 CR</b>
<u>Tabcorp Holdings Limited (TAH.AX)</u>					
23/09/2022	DIVIDEND FROM TAH FNL DIV 001282696212 [System Matched Income Data]			251.16	251.16 CR
21/03/2023	DIVIDEND FROM TAH DIV 001291755579			119.45	370.61 CR
				<b>370.61</b>	<b>370.61 CR</b>
<b>Contributions (24200)</b>					
	(Contributions) Larder, Donna - Accumulation (LARDON00001A)				

## John & Donna Larder Superannuation Fund

# General Ledger

As at 30 June 2023

Transaction Date	Description	Units	Debit	Credit	Balance \$
01/07/2022	ANZ INTERNET BANKING FUNDS TFER TRANSFER 803950 FROM 351043707			78.75	78.75 CR
01/07/2022	ANZ INTERNET BANKING FUNDS TFER TRANSFER 804036 FROM 351043707			500.00	578.75 CR
08/07/2022	ANZ INTERNET BANKING FUNDS TFER TRANSFER 281952 FROM 351043707			78.75	657.50 CR
08/07/2022	ANZ INTERNET BANKING FUNDS TFER TRANSFER 281939 FROM 351043707			500.00	1,157.50 CR
15/07/2022	ANZ INTERNET BANKING FUNDS TFER TRANSFER 976370 FROM 351043707			78.75	1,236.25 CR
15/07/2022	ANZ INTERNET BANKING FUNDS TFER TRANSFER 976432 FROM 351043707			500.00	1,736.25 CR
22/07/2022	ANZ INTERNET BANKING FUNDS TFER TRANSFER 678353 FROM 351043707			78.75	1,815.00 CR
22/07/2022	ANZ INTERNET BANKING FUNDS TFER TRANSFER 678565 FROM 351043707			500.00	2,315.00 CR
29/07/2022	ANZ INTERNET BANKING FUNDS TFER TRANSFER 370556 FROM 351043707			78.75	2,393.75 CR
29/07/2022	ANZ INTERNET BANKING FUNDS TFER TRANSFER 370668 FROM 351043707			500.00	2,893.75 CR
05/08/2022	ANZ INTERNET BANKING FUNDS TFER TRANSFER 997894 FROM 351043707			78.75	2,972.50 CR
05/08/2022	ANZ INTERNET BANKING FUNDS TFER TRANSFER 997900 FROM 351043707			500.00	3,472.50 CR
12/08/2022	ANZ INTERNET BANKING FUNDS TFER TRANSFER 817654 FROM 351043707			78.75	3,551.25 CR
12/08/2022	ANZ INTERNET BANKING FUNDS TFER TRANSFER 817758 FROM 351043707			500.00	4,051.25 CR
19/08/2022	ANZ INTERNET BANKING FUNDS TFER TRANSFER 421478 FROM 351043707			78.75	4,130.00 CR
19/08/2022	ANZ INTERNET BANKING FUNDS TFER TRANSFER 421481 FROM 351043707			500.00	4,630.00 CR
26/08/2022	ANZ INTERNET BANKING FUNDS TFER TRANSFER 370458 FROM 351043707			78.75	4,708.75 CR
26/08/2022	ANZ INTERNET BANKING FUNDS TFER TRANSFER 370551 FROM 351043707			500.00	5,208.75 CR
02/09/2022	ANZ INTERNET BANKING FUNDS TFER TRANSFER 939387 FROM 351043707			78.75	5,287.50 CR
02/09/2022	ANZ INTERNET BANKING FUNDS TFER TRANSFER 939360 FROM 351043707			500.00	5,787.50 CR
09/09/2022	ANZ INTERNET BANKING FUNDS TFER TRANSFER 901959 FROM 351043707			78.75	5,866.25 CR
09/09/2022	ANZ INTERNET BANKING FUNDS TFER TRANSFER 902062 FROM 351043707			500.00	6,366.25 CR
16/09/2022	ANZ INTERNET BANKING FUNDS TFER TRANSFER 756710 FROM 351043707			78.75	6,445.00 CR
16/09/2022	ANZ INTERNET BANKING FUNDS TFER TRANSFER 756829 FROM 351043707			500.00	6,945.00 CR
26/09/2022	ANZ INTERNET BANKING FUNDS TFER TRANSFER 488032 FROM 351043707 EFFECTIVE DATE 24 SEP 2022			78.75	7,023.75 CR
26/09/2022	ANZ INTERNET BANKING FUNDS TFER TRANSFER 488081 FROM 351043707 EFFECTIVE DATE 24 SEP 2022			500.00	7,523.75 CR
30/09/2022	ANZ INTERNET BANKING FUNDS TFER TRANSFER 727482 FROM 351043707			78.75	7,602.50 CR
30/09/2022	ANZ INTERNET BANKING FUNDS TFER TRANSFER 727564 FROM 351043707			500.00	8,102.50 CR
07/10/2022	ANZ INTERNET BANKING FUNDS TFER TRANSFER 601731 FROM 351043707			78.75	8,181.25 CR
07/10/2022	ANZ INTERNET BANKING FUNDS TFER TRANSFER 601817 FROM 351043707			500.00	8,681.25 CR
14/10/2022	ANZ INTERNET BANKING FUNDS TFER TRANSFER 356168 FROM 351043707			78.75	8,760.00 CR
14/10/2022	ANZ INTERNET BANKING FUNDS TFER TRANSFER 356260 FROM 351043707			500.00	9,260.00 CR
21/10/2022	ANZ INTERNET BANKING FUNDS TFER TRANSFER 784372 FROM 351043707			78.75	9,338.75 CR
21/10/2022	ANZ INTERNET BANKING FUNDS TFER TRANSFER 784381 FROM 351043707			500.00	9,838.75 CR

## John & Donna Larder Superannuation Fund

# General Ledger

As at 30 June 2023

Transaction Date	Description	Units	Debit	Credit	Balance \$
28/10/2022	ANZ INTERNET BANKING FUNDS TFER TRANSFER 464853 FROM 351043707			78.75	9,917.50 CR
28/10/2022	ANZ INTERNET BANKING FUNDS TFER TRANSFER 464858 FROM 351043707			500.00	10,417.50 CR
04/11/2022	ANZ INTERNET BANKING FUNDS TFER TRANSFER 655851 FROM 351043707			78.75	10,496.25 CR
04/11/2022	ANZ INTERNET BANKING FUNDS TFER TRANSFER 656028 FROM 351043707			500.00	10,996.25 CR
11/11/2022	ANZ INTERNET BANKING FUNDS TFER TRANSFER 494872 FROM 351043707			78.75	11,075.00 CR
11/11/2022	ANZ INTERNET BANKING FUNDS TFER TRANSFER 494963 FROM 351043707			500.00	11,575.00 CR
18/11/2022	ANZ INTERNET BANKING FUNDS TFER TRANSFER 171673 FROM 351043707			78.75	11,653.75 CR
18/11/2022	ANZ INTERNET BANKING FUNDS TFER TRANSFER 171904 FROM 351043707			500.00	12,153.75 CR
25/11/2022	ANZ INTERNET BANKING FUNDS TFER TRANSFER 552953 FROM 351043707			78.75	12,232.50 CR
25/11/2022	ANZ INTERNET BANKING FUNDS TFER TRANSFER 552962 FROM 351043707			500.00	12,732.50 CR
02/12/2022	ANZ INTERNET BANKING FUNDS TFER TRANSFER 975068 FROM 351043707			78.75	12,811.25 CR
02/12/2022	ANZ INTERNET BANKING FUNDS TFER TRANSFER 975167 FROM 351043707			500.00	13,311.25 CR
09/12/2022	ANZ INTERNET BANKING FUNDS TFER TRANSFER 696580 FROM 351043707			78.75	13,390.00 CR
09/12/2022	ANZ INTERNET BANKING FUNDS TFER TRANSFER 696675 FROM 351043707			500.00	13,890.00 CR
16/12/2022	ANZ INTERNET BANKING FUNDS TFER TRANSFER 786265 FROM 351043707			78.75	13,968.75 CR
16/12/2022	ANZ INTERNET BANKING FUNDS TFER TRANSFER 786350 FROM 351043707			500.00	14,468.75 CR
23/12/2022	ANZ INTERNET BANKING FUNDS TFER TRANSFER 623437 FROM 351043707			78.75	14,547.50 CR
23/12/2022	ANZ INTERNET BANKING FUNDS TFER TRANSFER 623547 FROM 351043707			500.00	15,047.50 CR
30/12/2022	ANZ INTERNET BANKING FUNDS TFER TRANSFER 503759 FROM 351043707			78.75	15,126.25 CR
13/01/2023	ANZ INTERNET BANKING FUNDS TFER TRANSFER 106212 FROM 351043707			78.75	15,205.00 CR
13/01/2023	ANZ INTERNET BANKING FUNDS TFER TRANSFER 104530 FROM 351043707			78.75	15,283.75 CR
20/01/2023	ANZ INTERNET BANKING FUNDS TFER TRANSFER 771305 FROM 351043707			78.75	15,362.50 CR
27/01/2023	ANZ INTERNET BANKING FUNDS TFER TRANSFER 263954 FROM 351043707			78.75	15,441.25 CR
03/02/2023	ANZ INTERNET BANKING FUNDS TFER TRANSFER 178406 FROM 351043707			78.75	15,520.00 CR
10/02/2023	ANZ INTERNET BANKING FUNDS TFER TRANSFER 486211 FROM 351043707			78.75	15,598.75 CR
17/02/2023	ANZ INTERNET BANKING FUNDS TFER TRANSFER 644441 FROM 351043707			78.75	15,677.50 CR
24/02/2023	ANZ INTERNET BANKING FUNDS TFER TRANSFER 337615 FROM 351043707			78.75	15,756.25 CR
03/03/2023	ANZ INTERNET BANKING FUNDS TFER TRANSFER 555575 FROM 351043707			78.75	15,835.00 CR
10/03/2023	ANZ INTERNET BANKING FUNDS TFER TRANSFER 448442 FROM 351043707			78.75	15,913.75 CR
10/03/2023	ANZ INTERNET BANKING FUNDS TFER TRANSFER 448544 FROM 351043707			500.00	16,413.75 CR
17/03/2023	ANZ INTERNET BANKING FUNDS TFER TRANSFER 928492 FROM 351043707			78.75	16,492.50 CR
17/03/2023	ANZ INTERNET BANKING FUNDS TFER TRANSFER 928539 FROM 351043707			500.00	16,992.50 CR
23/03/2023	ANZ INTERNET BANKING FUNDS TFER TRANSFER 852105 FROM 351043707			78.75	17,071.25 CR
23/03/2023	ANZ INTERNET BANKING FUNDS TFER TRANSFER 852141 FROM 351043707			500.00	17,571.25 CR
31/03/2023	ANZ INTERNET BANKING FUNDS TFER TRANSFER 321030 FROM 351043707			78.75	17,650.00 CR



## John & Donna Larder Superannuation Fund

# General Ledger

As at 30 June 2023

Transaction Date	Description	Units	Debit	Credit	Balance \$
31/03/2023	ANZ INTERNET BANKING FUNDS TFER TRANSFER 321106 FROM 351043707			500.00	18,150.00 CR
11/04/2023	ANZ INTERNET BANKING FUNDS TFER TRANSFER 370066 FROM 351043707 EFFECTIVE DATE 07 APR 2023			78.75	18,228.75 CR
11/04/2023	ANZ INTERNET BANKING FUNDS TFER TRANSFER 370081 FROM 351043707 EFFECTIVE DATE 07 APR 2023			500.00	18,728.75 CR
14/04/2023	ANZ INTERNET BANKING FUNDS TFER TRANSFER 659858 FROM 351043707			78.75	18,807.50 CR
14/04/2023	ANZ INTERNET BANKING FUNDS TFER TRANSFER 659968 FROM 351043707			500.00	19,307.50 CR
21/04/2023	ANZ INTERNET BANKING FUNDS TFER TRANSFER 497881 FROM 351043707			78.75	19,386.25 CR
21/04/2023	ANZ INTERNET BANKING FUNDS TFER TRANSFER 498144 FROM 351043707			500.00	19,886.25 CR
28/04/2023	ANZ INTERNET BANKING FUNDS TFER TRANSFER 990402 FROM 351043707			78.75	19,965.00 CR
28/04/2023	ANZ INTERNET BANKING FUNDS TFER TRANSFER 990474 FROM 351043707			500.00	20,465.00 CR
05/05/2023	ANZ INTERNET BANKING FUNDS TFER TRANSFER 156234 FROM 351043707			78.75	20,543.75 CR
05/05/2023	ANZ INTERNET BANKING FUNDS TFER TRANSFER 156292 FROM 351043707			500.00	21,043.75 CR
15/05/2023	ANZ INTERNET BANKING FUNDS TFER TRANSFER 311323 FROM 351043707 EFFECTIVE DATE 13 MAY 2023			78.75	21,122.50 CR
15/05/2023	ANZ INTERNET BANKING FUNDS TFER TRANSFER 311399 FROM 351043707 EFFECTIVE DATE 13 MAY 2023			500.00	21,622.50 CR
19/05/2023	ANZ INTERNET BANKING FUNDS TFER TRANSFER 734208 FROM 351043707			78.75	21,701.25 CR
19/05/2023	ANZ INTERNET BANKING FUNDS TFER TRANSFER 734324 FROM 351043707			500.00	22,201.25 CR
26/05/2023	ANZ INTERNET BANKING FUNDS TFER TRANSFER 317138 FROM 351043707			78.75	22,280.00 CR
26/05/2023	ANZ INTERNET BANKING FUNDS TFER TRANSFER 317460 FROM 351043707			500.00	22,780.00 CR
02/06/2023	ANZ INTERNET BANKING FUNDS TFER TRANSFER 181079 FROM 351043707			78.75	22,858.75 CR
02/06/2023	ANZ INTERNET BANKING FUNDS TFER TRANSFER 181088 FROM 351043707			500.00	23,358.75 CR
09/06/2023	ANZ INTERNET BANKING FUNDS TFER TRANSFER 876138 FROM 351043707			78.75	23,437.50 CR
09/06/2023	ANZ INTERNET BANKING FUNDS TFER TRANSFER 876132 FROM 351043707			500.00	23,937.50 CR
16/06/2023	ANZ INTERNET BANKING FUNDS TFER TRANSFER 594690 FROM 351043707			500.00	24,437.50 CR
16/06/2023	ANZ INTERNET BANKING FUNDS TFER TRANSFER 594680 FROM 351043707			78.75	24,516.25 CR
23/06/2023	ANZ INTERNET BANKING FUNDS TFER TRANSFER 352845 FROM 351043707			78.75	24,595.00 CR
26/06/2023	ANZ INTERNET BANKING FUNDS TFER TRANSFER 575908 FROM 351043707			27,500.00	52,095.00 CR
30/06/2023	TRANSFER 447235 FROM 351043707			78.75	52,173.75 CR
				<b>52,173.75</b>	<b>52,173.75 CR</b>

(Contributions) Larder, John - Accumulation (LARJOH00001A)

01/07/2022	ANZ INTERNET BANKING FUNDS TFER TRANSFER 803882 FROM 351043707			197.89	197.89 CR
01/07/2022	ANZ INTERNET BANKING FUNDS TFER TRANSFER 804036 FROM 351043707			500.00	697.89 CR
08/07/2022	ANZ INTERNET BANKING FUNDS TFER TRANSFER 281948 FROM 351043707			197.89	895.78 CR
08/07/2022	ANZ INTERNET BANKING FUNDS TFER TRANSFER 281939 FROM 351043707			500.00	1,395.78 CR
15/07/2022	ANZ INTERNET BANKING FUNDS TFER TRANSFER 976313 FROM 351043707			197.89	1,593.67 CR
15/07/2022	ANZ INTERNET BANKING FUNDS TFER			500.00	2,093.67 CR

## John & Donna Larder Superannuation Fund

# General Ledger

As at 30 June 2023

Transaction Date	Description	Units	Debit	Credit	Balance \$
	TRANSFER 976432 FROM 351043707				
22/07/2022	ANZ INTERNET BANKING FUNDS TFER TRANSFER 678053 FROM 351043707			197.89	2,291.56 CR
22/07/2022	ANZ INTERNET BANKING FUNDS TFER TRANSFER 678565 FROM 351043707			500.00	2,791.56 CR
29/07/2022	ANZ INTERNET BANKING FUNDS TFER TRANSFER 370417 FROM 351043707			197.89	2,989.45 CR
29/07/2022	ANZ INTERNET BANKING FUNDS TFER TRANSFER 370668 FROM 351043707			500.00	3,489.45 CR
05/08/2022	ANZ INTERNET BANKING FUNDS TFER TRANSFER 997875 FROM 351043707			197.89	3,687.34 CR
05/08/2022	ANZ INTERNET BANKING FUNDS TFER TRANSFER 997900 FROM 351043707			500.00	4,187.34 CR
12/08/2022	ANZ INTERNET BANKING FUNDS TFER TRANSFER 817560 FROM 351043707			197.89	4,385.23 CR
12/08/2022	ANZ INTERNET BANKING FUNDS TFER TRANSFER 817758 FROM 351043707			500.00	4,885.23 CR
19/08/2022	ANZ INTERNET BANKING FUNDS TFER TRANSFER 421475 FROM 351043707			197.89	5,083.12 CR
19/08/2022	ANZ INTERNET BANKING FUNDS TFER TRANSFER 421481 FROM 351043707			500.00	5,583.12 CR
26/08/2022	ANZ INTERNET BANKING FUNDS TFER TRANSFER 370341 FROM 351043707			197.89	5,781.01 CR
26/08/2022	ANZ INTERNET BANKING FUNDS TFER TRANSFER 370551 FROM 351043707			500.00	6,281.01 CR
02/09/2022	ANZ INTERNET BANKING FUNDS TFER TRANSFER 939391 FROM 351043707			197.89	6,478.90 CR
02/09/2022	ANZ INTERNET BANKING FUNDS TFER TRANSFER 939360 FROM 351043707			500.00	6,978.90 CR
09/09/2022	ANZ INTERNET BANKING FUNDS TFER TRANSFER 901803 FROM 351043707			197.89	7,176.79 CR
09/09/2022	ANZ INTERNET BANKING FUNDS TFER TRANSFER 902062 FROM 351043707			500.00	7,676.79 CR
16/09/2022	ANZ INTERNET BANKING FUNDS TFER TRANSFER 756608 FROM 351043707			197.89	7,874.68 CR
16/09/2022	ANZ INTERNET BANKING FUNDS TFER TRANSFER 756829 FROM 351043707			500.00	8,374.68 CR
26/09/2022	ANZ INTERNET BANKING FUNDS TFER TRANSFER 487940 FROM 351043707 EFFECTIVE DATE 24 SEP 2022			197.89	8,572.57 CR
26/09/2022	ANZ INTERNET BANKING FUNDS TFER TRANSFER 488081 FROM 351043707 EFFECTIVE DATE 24 SEP 2022			500.00	9,072.57 CR
30/09/2022	ANZ INTERNET BANKING FUNDS TFER TRANSFER 727403 FROM 351043707			197.89	9,270.46 CR
30/09/2022	ANZ INTERNET BANKING FUNDS TFER TRANSFER 727564 FROM 351043707			500.00	9,770.46 CR
07/10/2022	ANZ INTERNET BANKING FUNDS TFER TRANSFER 601577 FROM 351043707			197.89	9,968.35 CR
07/10/2022	ANZ INTERNET BANKING FUNDS TFER TRANSFER 601817 FROM 351043707			500.00	10,468.35 CR
14/10/2022	ANZ INTERNET BANKING FUNDS TFER TRANSFER 356058 FROM 351043707			197.89	10,666.24 CR
14/10/2022	ANZ INTERNET BANKING FUNDS TFER TRANSFER 356260 FROM 351043707			500.00	11,166.24 CR
21/10/2022	ANZ INTERNET BANKING FUNDS TFER TRANSFER 784366 FROM 351043707			197.89	11,364.13 CR
21/10/2022	ANZ INTERNET BANKING FUNDS TFER TRANSFER 784381 FROM 351043707			500.00	11,864.13 CR
28/10/2022	ANZ INTERNET BANKING FUNDS TFER TRANSFER 464849 FROM 351043707			197.89	12,062.02 CR
28/10/2022	ANZ INTERNET BANKING FUNDS TFER TRANSFER 464858 FROM 351043707			500.00	12,562.02 CR
04/11/2022	ANZ INTERNET BANKING FUNDS TFER TRANSFER 655664 FROM 351043707			197.89	12,759.91 CR
04/11/2022	ANZ INTERNET BANKING FUNDS TFER TRANSFER 656028 FROM 351043707			500.00	13,259.91 CR
11/11/2022	ANZ INTERNET BANKING FUNDS TFER TRANSFER 494737 FROM 351043707			197.89	13,457.80 CR

## John & Donna Larder Superannuation Fund

# General Ledger

As at 30 June 2023

Transaction Date	Description	Units	Debit	Credit	Balance \$
11/11/2022	ANZ INTERNET BANKING FUNDS TFER TRANSFER 494963 FROM 351043707			500.00	13,957.80 CR
18/11/2022	ANZ INTERNET BANKING FUNDS TFER TRANSFER 171431 FROM 351043707			197.89	14,155.69 CR
18/11/2022	ANZ INTERNET BANKING FUNDS TFER TRANSFER 171904 FROM 351043707			500.00	14,655.69 CR
25/11/2022	ANZ INTERNET BANKING FUNDS TFER TRANSFER 552936 FROM 351043707			197.89	14,853.58 CR
25/11/2022	ANZ INTERNET BANKING FUNDS TFER TRANSFER 552962 FROM 351043707			500.00	15,353.58 CR
02/12/2022	ANZ INTERNET BANKING FUNDS TFER TRANSFER 974944 FROM 351043707			197.89	15,551.47 CR
02/12/2022	ANZ INTERNET BANKING FUNDS TFER TRANSFER 975167 FROM 351043707			500.00	16,051.47 CR
09/12/2022	ANZ INTERNET BANKING FUNDS TFER TRANSFER 696467 FROM 351043707			197.89	16,249.36 CR
09/12/2022	ANZ INTERNET BANKING FUNDS TFER TRANSFER 696675 FROM 351043707			500.00	16,749.36 CR
16/12/2022	ANZ INTERNET BANKING FUNDS TFER TRANSFER 786152 FROM 351043707			197.89	16,947.25 CR
16/12/2022	ANZ INTERNET BANKING FUNDS TFER TRANSFER 786350 FROM 351043707			500.00	17,447.25 CR
23/12/2022	ANZ INTERNET BANKING FUNDS TFER TRANSFER 623312 FROM 351043707			197.89	17,645.14 CR
23/12/2022	ANZ INTERNET BANKING FUNDS TFER TRANSFER 623547 FROM 351043707			500.00	18,145.14 CR
30/12/2022	ANZ INTERNET BANKING FUNDS TFER TRANSFER 503687 FROM 351043707			197.89	18,343.03 CR
13/01/2023	ANZ INTERNET BANKING FUNDS TFER TRANSFER 106181 FROM 351043707			197.89	18,540.92 CR
13/01/2023	ANZ INTERNET BANKING FUNDS TFER TRANSFER 104510 FROM 351043707			197.89	18,738.81 CR
20/01/2023	ANZ INTERNET BANKING FUNDS TFER TRANSFER 771206 FROM 351043707			197.89	18,936.70 CR
27/01/2023	ANZ INTERNET BANKING FUNDS TFER TRANSFER 263869 FROM 351043707			197.89	19,134.59 CR
03/02/2023	ANZ INTERNET BANKING FUNDS TFER TRANSFER 178108 FROM 351043707			197.89	19,332.48 CR
10/02/2023	ANZ INTERNET BANKING FUNDS TFER TRANSFER 486202 FROM 351043707			197.89	19,530.37 CR
17/02/2023	ANZ INTERNET BANKING FUNDS TFER TRANSFER 644347 FROM 351043707			197.89	19,728.26 CR
24/02/2023	ANZ INTERNET BANKING FUNDS TFER TRANSFER 337291 FROM 351043707			197.89	19,926.15 CR
03/03/2023	ANZ INTERNET BANKING FUNDS TFER TRANSFER 555435 FROM 351043707			197.89	20,124.04 CR
10/03/2023	ANZ INTERNET BANKING FUNDS TFER TRANSFER 448366 FROM 351043707			197.89	20,321.93 CR
10/03/2023	ANZ INTERNET BANKING FUNDS TFER TRANSFER 448544 FROM 351043707			500.00	20,821.93 CR
17/03/2023	ANZ INTERNET BANKING FUNDS TFER TRANSFER 928448 FROM 351043707			197.89	21,019.82 CR
17/03/2023	ANZ INTERNET BANKING FUNDS TFER TRANSFER 928539 FROM 351043707			500.00	21,519.82 CR
23/03/2023	ANZ INTERNET BANKING FUNDS TFER TRANSFER 852073 FROM 351043707			197.89	21,717.71 CR
23/03/2023	ANZ INTERNET BANKING FUNDS TFER TRANSFER 852141 FROM 351043707			500.00	22,217.71 CR
31/03/2023	ANZ INTERNET BANKING FUNDS TFER TRANSFER 320926 FROM 351043707			197.89	22,415.60 CR
31/03/2023	ANZ INTERNET BANKING FUNDS TFER TRANSFER 321106 FROM 351043707			500.00	22,915.60 CR
11/04/2023	ANZ INTERNET BANKING FUNDS TFER TRANSFER 370045 FROM 351043707 EFFECTIVE DATE 07 APR 2023			197.89	23,113.49 CR
11/04/2023	ANZ INTERNET BANKING FUNDS TFER TRANSFER 370081 FROM 351043707 EFFECTIVE DATE 07 APR 2023			500.00	23,613.49 CR
14/04/2023	ANZ INTERNET BANKING FUNDS TFER TRANSFER 659597 FROM 351043707			197.89	23,811.38 CR

## John & Donna Larder Superannuation Fund

# General Ledger

As at 30 June 2023

Transaction Date	Description	Units	Debit	Credit	Balance \$
14/04/2023	ANZ INTERNET BANKING FUNDS TFER TRANSFER 659968 FROM 351043707			500.00	24,311.38 CR
21/04/2023	ANZ INTERNET BANKING FUNDS TFER TRANSFER 497549 FROM 351043707			197.89	24,509.27 CR
21/04/2023	ANZ INTERNET BANKING FUNDS TFER TRANSFER 498144 FROM 351043707			500.00	25,009.27 CR
28/04/2023	ANZ INTERNET BANKING FUNDS TFER TRANSFER 990304 FROM 351043707			197.89	25,207.16 CR
28/04/2023	ANZ INTERNET BANKING FUNDS TFER TRANSFER 990474 FROM 351043707			500.00	25,707.16 CR
05/05/2023	ANZ INTERNET BANKING FUNDS TFER TRANSFER 156163 FROM 351043707			197.89	25,905.05 CR
05/05/2023	ANZ INTERNET BANKING FUNDS TFER TRANSFER 156292 FROM 351043707			500.00	26,405.05 CR
15/05/2023	ANZ INTERNET BANKING FUNDS TFER TRANSFER 311284 FROM 351043707			197.89	26,602.94 CR
15/05/2023	ANZ INTERNET BANKING FUNDS TFER TRANSFER 311399 FROM 351043707 EFFECTIVE DATE 13 MAY 2023			500.00	27,102.94 CR
19/05/2023	ANZ INTERNET BANKING FUNDS TFER TRANSFER 734069 FROM 351043707			197.89	27,300.83 CR
19/05/2023	ANZ INTERNET BANKING FUNDS TFER TRANSFER 734324 FROM 351043707			500.00	27,800.83 CR
26/05/2023	ANZ INTERNET BANKING FUNDS TFER TRANSFER 316849 FROM 351043707			197.89	27,998.72 CR
26/05/2023	ANZ INTERNET BANKING FUNDS TFER TRANSFER 317460 FROM 351043707			500.00	28,498.72 CR
02/06/2023	ANZ INTERNET BANKING FUNDS TFER TRANSFER 181082 FROM 351043707			197.89	28,696.61 CR
02/06/2023	ANZ INTERNET BANKING FUNDS TFER TRANSFER 181088 FROM 351043707			500.00	29,196.61 CR
09/06/2023	ANZ INTERNET BANKING FUNDS TFER TRANSFER 876124 FROM 351043707			197.89	29,394.50 CR
09/06/2023	ANZ INTERNET BANKING FUNDS TFER TRANSFER 876132 FROM 351043707			500.00	29,894.50 CR
16/06/2023	ANZ INTERNET BANKING FUNDS TFER TRANSFER 594690 FROM 351043707			500.00	30,394.50 CR
16/06/2023	ANZ INTERNET BANKING FUNDS TFER TRANSFER 594692 FROM 351043707			197.89	30,592.39 CR
23/06/2023	ANZ INTERNET BANKING FUNDS TFER TRANSFER 352842 FROM 351043707			197.89	30,790.28 CR
26/06/2023	ANZ INTERNET BANKING FUNDS TFER TRANSFER 575948 FROM 351043707			27,500.00	58,290.28 CR
30/06/2023	TRANSFER 447150 FROM 351043707			197.89	58,488.17 CR
				<b>58,488.17</b>	<b>58,488.17 CR</b>

### Changes in Market Values of Investments (24700)

#### Changes in Market Values of Investments (24700)

15/09/2022	TRANSFER FROM CMC MARKETS STOC C20315581 (TAH.AX)		324.48		324.48 DR
15/09/2022	TRANSFER FROM CMC MARKETS STOC C20315646 (CU6.AX)		2,380.39		2,704.87 DR
15/09/2022	Unrealised Gain writeback as at 15/09/2022 (TAH.AX)		165.18		2,870.05 DR
15/09/2022	Unrealised Gain writeback as at 15/09/2022 (CU6.AX)			3,690.44	820.39 CR
14/04/2023	TRANSFER FROM CMC MARKETS STOC C22325227 (PPE.AX)		918.80		98.41 DR
14/04/2023	TRANSFER FROM CMC MARKETS STOC C22325156 (AFG.AX)		821.15		919.56 DR
14/04/2023	TRANSFER FROM CMC MARKETS STOC C22325254 (NHC.AX)		913.13		1,832.69 DR
14/04/2023	TRANSFER FROM CMC MARKETS STOC C22325223 (STO.AX)		560.85		2,393.54 DR
14/04/2023	TRANSFER FROM CMC MARKETS STOC C22325193 (S32.AX)		347.70		2,741.24 DR
14/04/2023	TRANSFER FROM CMC MARKETS STOC			4,575.20	1,833.96 CR

# John & Donna Larder Superannuation Fund

## General Ledger

As at 30 June 2023

Transaction Date	Description	Units	Debit	Credit	Balance \$
	C22325140 (LOV.AX)				
14/04/2023	TRANSFER FROM CMC MARKETS STOC C22325086 (TAH.AX)		437.77		1,396.19 CR
14/04/2023	TRANSFER FROM CMC MARKETS STOC C22325068 (IHD.AX)		1,013.19		383.00 CR
14/04/2023	TRANSFER FROM CMC MARKETS STOC C22322987 (VGS.AX)		299.01		83.99 CR
14/04/2023	TRANSFER FROM CMC MARKETS STOC C22325042 (Auto reprocessed due to distribution entered / deleted on 30/06/2023) (IOZ.AX)			1,686.60	1,770.59 CR
14/04/2023	Unrealised Gain writeback as at 14/04/2023 (LOV.AX)		184.87		1,585.72 CR
14/04/2023	Unrealised Gain writeback as at 14/04/2023 (TAH.AX)		8.07		1,577.65 CR
14/04/2023	Unrealised Gain writeback as at 14/04/2023 (IHD.AX)			2,695.69	4,273.34 CR
14/04/2023	Unrealised Gain writeback as at 14/04/2023 (VGS.AX)			11,650.15	15,923.49 CR
14/04/2023	Unrealised Gain writeback as at 14/04/2023 (IOZ.AX)			7,621.88	23,545.37 CR
19/05/2023	TRANSFER FROM CMC MARKETS STOC C22662735 (SFR.AX)			3,295.22	26,840.59 CR
19/05/2023	TRANSFER FROM CMC MARKETS STOC C22661567 (FANG.AX)			496.14	27,336.73 CR
19/05/2023	Unrealised Gain writeback as at 19/05/2023 (FANG.AX)			12,366.65	39,703.38 CR
30/05/2023	TRANSFER FROM CMC MARKETS STOC C22751768 (IPAY.AX)		2,289.39		37,413.99 CR
30/05/2023	TRANSFER FROM CMC MARKETS STOC C22751881 (GAME.AX)		2,277.20		35,136.79 CR
30/05/2023	TRANSFER FROM CMC MARKETS STOC C22751911 (DRIV.AX)		2,174.39		32,962.40 CR
30/05/2023	Unrealised Gain writeback as at 30/05/2023 (IPAY.AX)			2,890.41	35,852.81 CR
30/05/2023	Unrealised Gain writeback as at 30/05/2023 (GAME.AX)			2,315.10	38,167.91 CR
30/05/2023	Unrealised Gain writeback as at 30/05/2023 (DRIV.AX)			2,090.11	40,258.02 CR
31/05/2023	TRANSFER FROM CMC MARKETS STOC C22768470 (PLS.AX)		193.11		40,064.91 CR
02/06/2023	TRANSFER FROM CMC MARKETS STOC C22795964 (Auto reprocessed due to distribution entered / deleted on 30/06/2023) (BNKS.AX)		9,283.59		30,781.32 CR
02/06/2023	TRANSFER FROM CMC MARKETS STOC C22795992 (Auto reprocessed due to distribution entered / deleted on 30/06/2023) (VGE.AX)		6,506.18		24,275.14 CR
02/06/2023	Unrealised Gain writeback as at 02/06/2023 (BNKS.AX)			9,032.62	33,307.76 CR
02/06/2023	Unrealised Gain writeback as at 02/06/2023 (VGE.AX)			6,104.13	39,411.89 CR
30/06/2023	Revaluation - 30/06/2023 @ \$35.240000 (Custom) - 1,560.000000 Units on hand (NDQ.AX)			13,306.80	52,718.69 CR
30/06/2023	Revaluation - 30/06/2023 @ \$0.300000 (Custom) - 15,091.000000 Units on hand (IMM.AX)			150.91	52,869.60 CR
30/06/2023	Revaluation - 30/06/2023 @ \$0.365000 (Custom) - 6,627.000000 Units on hand (BRN.AX)		2,882.74		49,986.86 CR
30/06/2023	Revaluation - 30/06/2023 @ \$0.895000 (Custom) - 9,200.000000 Units on hand (EBR.AX)		2,787.81		47,199.05 CR
30/06/2023	Revaluation - 30/06/2023 @ \$11.370000 (Custom) - 1,214.000000 Units on hand (TLX.AX)			8,303.76	55,502.81 CR
30/06/2023	Revaluation - 30/06/2023 @ \$1.132900 (Exit) - 440.000000 Units on hand		69.12		55,433.69 CR

## John & Donna Larder Superannuation Fund

# General Ledger

As at 30 June 2023

Transaction Date	Description	Units	Debit	Credit	Balance \$
	(697435A)				
			<b>36,838.12</b>	<b>92,271.81</b>	<b>55,433.69 CR</b>
<b>Interest Received (25000)</b>					
<u>ANZ Cash Investment Account *5631 (154985631)</u>					
28/04/2023	CREDIT INTEREST PAID			1.28	1.28 CR
31/05/2023	CREDIT INTEREST PAID			3.24	4.52 CR
30/06/2023	Credit interest Paid			4.08	8.60 CR
				<b>8.60</b>	<b>8.60 CR</b>
<u>Cash at Bank - ANZ Acc 4849-54504 (ANZ182763323)</u>					
29/07/2022	CREDIT INTEREST PAID			0.06	0.06 CR
31/08/2022	CREDIT INTEREST PAID			0.12	0.18 CR
30/09/2022	CREDIT INTEREST PAID			0.07	0.25 CR
31/10/2022	CREDIT INTEREST PAID			0.12	0.37 CR
30/11/2022	CREDIT INTEREST PAID			0.16	0.53 CR
30/12/2022	CREDIT INTEREST PAID			0.11	0.64 CR
31/01/2023	CREDIT INTEREST PAID			0.19	0.83 CR
28/02/2023	CREDIT INTEREST PAID			0.09	0.92 CR
31/03/2023	CREDIT INTEREST PAID			0.11	1.03 CR
28/04/2023	CREDIT INTEREST PAID			0.12	1.15 CR
31/05/2023	CREDIT INTEREST PAID			0.19	1.34 CR
30/06/2023	CREDIT INTEREST PAID			0.25	1.59 CR
				<b>1.59</b>	<b>1.59 CR</b>
<u>Cash - Wealth+ Portfolio (MBL979067592)</u>					
24/03/2023	CARD ENTRY AT ANZ STRATHPINE BRANCH			1.47	1.47 CR
				<b>1.47</b>	<b>1.47 CR</b>
<b>Accountancy Fees (30100)</b>					
<u>Accountancy Fees (30100)</u>					
10/03/2023	ANZ INTERNET BANKING PAYMENT 452384 TO SAM GRECO ACCOUNTANTS		2,640.00		2,640.00 DR
			<b>2,640.00</b>		<b>2,640.00 DR</b>
<b>ATO Supervisory Levy (30400)</b>					
<u>ATO Supervisory Levy (30400)</u>					
01/07/2022	2022 Income Tax		259.00		259.00 DR
			<b>259.00</b>		<b>259.00 DR</b>
<b>Auditor's Remuneration (30700)</b>					
<u>Auditor's Remuneration (30700)</u>					
31/03/2023	ANZ INTERNET BANKING PAYMENT 342695 TO SUPER AUDITS		330.00		330.00 DR
			<b>330.00</b>		<b>330.00 DR</b>
<b>Bank Charges (31500)</b>					
<u>Bank Charges (31500)</u>					
05/09/2022	SHARE TRADE WITHDRAWAL TO CMC MARKETS STOC 22433445		0.99		0.99 DR
13/09/2022	SHARE TRADE WITHDRAWAL TO CMC MARKETS STOC 22538362		1.32		2.31 DR
13/01/2023	TO CMC MARKETS STOC 23963995		0.33		2.64 DR
20/01/2023	SHARE TRADE WITHDRAWAL TO CMC MARKETS STOC 24067828		0.33		2.97 DR

## John & Donna Larder Superannuation Fund

# General Ledger

As at 30 June 2023

Transaction Date	Description	Units	Debit	Credit	Balance \$
20/01/2023	SHARE TRADE WITHDRAWAL TO CMC MARKETS STOC 24057269		0.33		3.30 DR
23/01/2023	SHARE TRADE WITHDRAWAL TO CMC MARKETS STOC 24087794		0.33		3.63 DR
27/01/2023	SHARE TRADE WITHDRAWAL TO CMC MARKETS STOC 24143364		0.33		3.96 DR
31/03/2023	1 CHEQUE OR MERCHANT DEPOSITS - FEE		0.60		4.56 DR
31/03/2023	1 EXCESS STAFF ASSISTED TRANSACTIONS FEE		1.60		6.16 DR
12/04/2023	SHARE TRADE WITHDRAWAL TO CMC MARKETS STOC 25049651		3.30		9.46 DR
18/05/2023	SHARE TRADE WITHDRAWAL TO CMC MARKETS STOC 25469244		0.66		10.12 DR
26/05/2023	SHARE TRADE WITHDRAWAL TO CMC MARKETS STOC 25577189		1.32		11.44 DR
29/05/2023	SHARE TRADE WITHDRAWAL TO CMC MARKETS STOC 25599761		0.66		12.10 DR
31/05/2023	SHARE TRADE WITHDRAWAL TO CMC MARKETS STOC 25631809		0.66		12.76 DR
			<b>12.76</b>		<b>12.76 DR</b>
<b>Insurance (38000)</b>					
<u>Insurance (38000)</u>					
02/06/2023	ANZ INTERNET BANKING BPAY AUDIT SHIELD {644350}		340.00		340.00 DR
			<b>340.00</b>		<b>340.00 DR</b>
<b>Pensions Paid (41600)</b>					
<u>(Pensions Paid) Larder, John - Pension (Transition to Retirement Pension) (LARJOH00002P)</u>					
30/06/2023	TRANSFER 446613 TO 014209531185235		870.00		870.00 DR
			<b>870.00</b>		<b>870.00 DR</b>
<b>Income Tax Expense (48500)</b>					
<u>Income Tax Expense (48500)</u>					
30/06/2023	Create Entries - Franking Credits Adjustment - 30/06/2023			3,473.79	3,473.79 CR
30/06/2023	Create Entries - Foreign Credits Adjustment - 30/06/2023			388.97	3,862.76 CR
30/06/2023	Create Entries - Income Tax Expense - 30/06/2023		17,788.20		13,925.44 DR
			<b>17,788.20</b>	<b>3,862.76</b>	<b>13,925.44 DR</b>
<b>Profit/Loss Allocation Account (49000)</b>					
<u>Profit/Loss Allocation Account (49000)</u>					
01/07/2022	System Member Journals		66.94		66.94 DR
01/07/2022	System Member Journals		168.21		235.15 DR
01/07/2022	System Member Journals		425.00		660.15 DR
01/07/2022	System Member Journals		425.00		1,085.15 DR
08/07/2022	System Member Journals		66.94		1,152.09 DR
08/07/2022	System Member Journals		168.21		1,320.30 DR
08/07/2022	System Member Journals		425.00		1,745.30 DR
08/07/2022	System Member Journals		425.00		2,170.30 DR
15/07/2022	System Member Journals		66.94		2,237.24 DR
15/07/2022	System Member Journals		168.21		2,405.45 DR
15/07/2022	System Member Journals		425.00		2,830.45 DR
15/07/2022	System Member Journals		425.00		3,255.45 DR
22/07/2022	System Member Journals		66.94		3,322.39 DR

## John & Donna Larder Superannuation Fund

# General Ledger

As at 30 June 2023

Transaction Date	Description	Units	Debit	Credit	Balance \$
22/07/2022	System Member Journals		168.21		3,490.60 DR
22/07/2022	System Member Journals		425.00		3,915.60 DR
22/07/2022	System Member Journals		425.00		4,340.60 DR
29/07/2022	System Member Journals		66.94		4,407.54 DR
29/07/2022	System Member Journals		168.21		4,575.75 DR
29/07/2022	System Member Journals		425.00		5,000.75 DR
29/07/2022	System Member Journals		425.00		5,425.75 DR
05/08/2022	System Member Journals		66.94		5,492.69 DR
05/08/2022	System Member Journals		168.21		5,660.90 DR
05/08/2022	System Member Journals		425.00		6,085.90 DR
05/08/2022	System Member Journals		425.00		6,510.90 DR
12/08/2022	System Member Journals		66.94		6,577.84 DR
12/08/2022	System Member Journals		168.21		6,746.05 DR
12/08/2022	System Member Journals		425.00		7,171.05 DR
12/08/2022	System Member Journals		425.00		7,596.05 DR
19/08/2022	System Member Journals		66.94		7,662.99 DR
19/08/2022	System Member Journals		168.21		7,831.20 DR
19/08/2022	System Member Journals		425.00		8,256.20 DR
19/08/2022	System Member Journals		425.00		8,681.20 DR
26/08/2022	System Member Journals		66.94		8,748.14 DR
26/08/2022	System Member Journals		168.21		8,916.35 DR
26/08/2022	System Member Journals		425.00		9,341.35 DR
26/08/2022	System Member Journals		425.00		9,766.35 DR
02/09/2022	System Member Journals		66.94		9,833.29 DR
02/09/2022	System Member Journals		168.21		10,001.50 DR
02/09/2022	System Member Journals		425.00		10,426.50 DR
02/09/2022	System Member Journals		425.00		10,851.50 DR
09/09/2022	System Member Journals		66.94		10,918.44 DR
09/09/2022	System Member Journals		168.21		11,086.65 DR
09/09/2022	System Member Journals		425.00		11,511.65 DR
09/09/2022	System Member Journals		425.00		11,936.65 DR
16/09/2022	System Member Journals		66.94		12,003.59 DR
16/09/2022	System Member Journals		168.21		12,171.80 DR
16/09/2022	System Member Journals		425.00		12,596.80 DR
16/09/2022	System Member Journals		425.00		13,021.80 DR
26/09/2022	System Member Journals		66.94		13,088.74 DR
26/09/2022	System Member Journals		168.21		13,256.95 DR
26/09/2022	System Member Journals		425.00		13,681.95 DR
26/09/2022	System Member Journals		425.00		14,106.95 DR
30/09/2022	System Member Journals		66.94		14,173.89 DR
30/09/2022	System Member Journals		168.21		14,342.10 DR
30/09/2022	System Member Journals		425.00		14,767.10 DR
30/09/2022	System Member Journals		425.00		15,192.10 DR
07/10/2022	System Member Journals		66.94		15,259.04 DR
07/10/2022	System Member Journals		168.21		15,427.25 DR
07/10/2022	System Member Journals		425.00		15,852.25 DR
07/10/2022	System Member Journals		425.00		16,277.25 DR



## John & Donna Larder Superannuation Fund

# General Ledger

As at 30 June 2023

Transaction Date	Description	Units	Debit	Credit	Balance \$
14/10/2022	System Member Journals		66.94		16,344.19 DR
14/10/2022	System Member Journals		168.21		16,512.40 DR
14/10/2022	System Member Journals		425.00		16,937.40 DR
14/10/2022	System Member Journals		425.00		17,362.40 DR
21/10/2022	System Member Journals		66.94		17,429.34 DR
21/10/2022	System Member Journals		168.21		17,597.55 DR
21/10/2022	System Member Journals		425.00		18,022.55 DR
21/10/2022	System Member Journals		425.00		18,447.55 DR
28/10/2022	System Member Journals		66.94		18,514.49 DR
28/10/2022	System Member Journals		168.21		18,682.70 DR
28/10/2022	System Member Journals		425.00		19,107.70 DR
28/10/2022	System Member Journals		425.00		19,532.70 DR
04/11/2022	System Member Journals		66.94		19,599.64 DR
04/11/2022	System Member Journals		168.21		19,767.85 DR
04/11/2022	System Member Journals		425.00		20,192.85 DR
04/11/2022	System Member Journals		425.00		20,617.85 DR
11/11/2022	System Member Journals		66.94		20,684.79 DR
11/11/2022	System Member Journals		168.21		20,853.00 DR
11/11/2022	System Member Journals		425.00		21,278.00 DR
11/11/2022	System Member Journals		425.00		21,703.00 DR
18/11/2022	System Member Journals		66.94		21,769.94 DR
18/11/2022	System Member Journals		168.21		21,938.15 DR
18/11/2022	System Member Journals		425.00		22,363.15 DR
18/11/2022	System Member Journals		425.00		22,788.15 DR
25/11/2022	System Member Journals		66.94		22,855.09 DR
25/11/2022	System Member Journals		168.21		23,023.30 DR
25/11/2022	System Member Journals		425.00		23,448.30 DR
25/11/2022	System Member Journals		425.00		23,873.30 DR
02/12/2022	System Member Journals		66.94		23,940.24 DR
02/12/2022	System Member Journals		168.21		24,108.45 DR
02/12/2022	System Member Journals		425.00		24,533.45 DR
02/12/2022	System Member Journals		425.00		24,958.45 DR
09/12/2022	System Member Journals		66.94		25,025.39 DR
09/12/2022	System Member Journals		168.21		25,193.60 DR
09/12/2022	System Member Journals		425.00		25,618.60 DR
09/12/2022	System Member Journals		425.00		26,043.60 DR
16/12/2022	System Member Journals		66.94		26,110.54 DR
16/12/2022	System Member Journals		168.21		26,278.75 DR
16/12/2022	System Member Journals		425.00		26,703.75 DR
16/12/2022	System Member Journals		425.00		27,128.75 DR
23/12/2022	System Member Journals		66.94		27,195.69 DR
23/12/2022	System Member Journals		168.21		27,363.90 DR
23/12/2022	System Member Journals		425.00		27,788.90 DR
23/12/2022	System Member Journals		425.00		28,213.90 DR
30/12/2022	System Member Journals		66.94		28,280.84 DR
30/12/2022	System Member Journals		168.21		28,449.05 DR
13/01/2023	System Member Journals		66.94		28,515.99 DR

## John & Donna Larder Superannuation Fund

# General Ledger

As at 30 June 2023

Transaction Date	Description	Units	Debit	Credit	Balance \$
13/01/2023	System Member Journals		66.94		28,582.93 DR
13/01/2023	System Member Journals		168.21		28,751.14 DR
13/01/2023	System Member Journals		168.21		28,919.35 DR
20/01/2023	System Member Journals		66.94		28,986.29 DR
20/01/2023	System Member Journals		168.21		29,154.50 DR
27/01/2023	System Member Journals		66.94		29,221.44 DR
27/01/2023	System Member Journals		168.21		29,389.65 DR
03/02/2023	System Member Journals		66.94		29,456.59 DR
03/02/2023	System Member Journals		168.21		29,624.80 DR
10/02/2023	System Member Journals		66.94		29,691.74 DR
10/02/2023	System Member Journals		168.21		29,859.95 DR
17/02/2023	System Member Journals		66.94		29,926.89 DR
17/02/2023	System Member Journals		168.21		30,095.10 DR
24/02/2023	System Member Journals		66.94		30,162.04 DR
24/02/2023	System Member Journals		168.21		30,330.25 DR
03/03/2023	System Member Journals		66.94		30,397.19 DR
03/03/2023	System Member Journals		168.21		30,565.40 DR
10/03/2023	System Member Journals		66.94		30,632.34 DR
10/03/2023	System Member Journals		168.21		30,800.55 DR
10/03/2023	System Member Journals		425.00		31,225.55 DR
10/03/2023	System Member Journals		425.00		31,650.55 DR
17/03/2023	System Member Journals		66.94		31,717.49 DR
17/03/2023	System Member Journals		168.21		31,885.70 DR
17/03/2023	System Member Journals		425.00		32,310.70 DR
17/03/2023	System Member Journals		425.00		32,735.70 DR
23/03/2023	System Member Journals		66.94		32,802.64 DR
23/03/2023	System Member Journals		168.21		32,970.85 DR
23/03/2023	System Member Journals		425.00		33,395.85 DR
23/03/2023	System Member Journals		425.00		33,820.85 DR
31/03/2023	System Member Journals		66.94		33,887.79 DR
31/03/2023	System Member Journals		168.21		34,056.00 DR
31/03/2023	System Member Journals		425.00		34,481.00 DR
31/03/2023	System Member Journals		425.00		34,906.00 DR
11/04/2023	System Member Journals		66.94		34,972.94 DR
11/04/2023	System Member Journals		168.21		35,141.15 DR
11/04/2023	System Member Journals		425.00		35,566.15 DR
11/04/2023	System Member Journals		425.00		35,991.15 DR
14/04/2023	System Member Journals		66.94		36,058.09 DR
14/04/2023	System Member Journals		168.21		36,226.30 DR
14/04/2023	System Member Journals		425.00		36,651.30 DR
14/04/2023	System Member Journals		425.00		37,076.30 DR
21/04/2023	System Member Journals		66.94		37,143.24 DR
21/04/2023	System Member Journals		168.21		37,311.45 DR
21/04/2023	System Member Journals		425.00		37,736.45 DR
21/04/2023	System Member Journals		425.00		38,161.45 DR
28/04/2023	System Member Journals		66.94		38,228.39 DR
28/04/2023	System Member Journals		168.21		38,396.60 DR

## John & Donna Larder Superannuation Fund

# General Ledger

As at 30 June 2023

Transaction Date	Description	Units	Debit	Credit	Balance \$
28/04/2023	System Member Journals		425.00		38,821.60 DR
28/04/2023	System Member Journals		425.00		39,246.60 DR
05/05/2023	System Member Journals		66.94		39,313.54 DR
05/05/2023	System Member Journals		168.21		39,481.75 DR
05/05/2023	System Member Journals		425.00		39,906.75 DR
05/05/2023	System Member Journals		425.00		40,331.75 DR
15/05/2023	System Member Journals		66.94		40,398.69 DR
15/05/2023	System Member Journals		168.21		40,566.90 DR
15/05/2023	System Member Journals		425.00		40,991.90 DR
15/05/2023	System Member Journals		484.17		41,476.07 DR
19/05/2023	System Member Journals		66.94		41,543.01 DR
19/05/2023	System Member Journals		168.21		41,711.22 DR
19/05/2023	System Member Journals		425.00		42,136.22 DR
19/05/2023	System Member Journals		500.00		42,636.22 DR
26/05/2023	System Member Journals		66.94		42,703.16 DR
26/05/2023	System Member Journals		168.21		42,871.37 DR
26/05/2023	System Member Journals		425.00		43,296.37 DR
26/05/2023	System Member Journals		500.00		43,796.37 DR
02/06/2023	System Member Journals		66.94		43,863.31 DR
02/06/2023	System Member Journals		168.21		44,031.52 DR
02/06/2023	System Member Journals		425.00		44,456.52 DR
02/06/2023	System Member Journals		500.00		44,956.52 DR
09/06/2023	System Member Journals		66.94		45,023.46 DR
09/06/2023	System Member Journals		168.21		45,191.67 DR
09/06/2023	System Member Journals		425.00		45,616.67 DR
09/06/2023	System Member Journals		500.00		46,116.67 DR
16/06/2023	System Member Journals		197.89		46,314.56 DR
16/06/2023	System Member Journals		66.94		46,381.50 DR
16/06/2023	System Member Journals		425.00		46,806.50 DR
16/06/2023	System Member Journals		500.00		47,306.50 DR
23/06/2023	System Member Journals		197.89		47,504.39 DR
23/06/2023	System Member Journals		66.94		47,571.33 DR
26/06/2023	System Member Journals		23,375.00		70,946.33 DR
26/06/2023	System Member Journals		23,375.00		94,321.33 DR
30/06/2023	System Member Journals		66.94		94,388.27 DR
30/06/2023	System Member Journals		168.21		94,556.48 DR
30/06/2023	System Member Journals			870.00	93,686.48 DR
30/06/2023	Create Entries - Profit/Loss Allocation - 30/06/2023		27,329.53		121,016.01 DR
30/06/2023	Create Entries - Profit/Loss Allocation - 30/06/2023		35,796.88		156,812.89 DR
30/06/2023	Create Entries - Profit/Loss Allocation - 30/06/2023		5,713.73		162,526.62 DR
30/06/2023	Create Entries - Income Tax Expense Allocation - 30/06/2023			668.06	161,858.56 DR
30/06/2023	Create Entries - Income Tax Expense Allocation - 30/06/2023			875.03	160,983.53 DR
30/06/2023	Create Entries - Income Tax Expense Allocation - 30/06/2023			139.67	160,843.86 DR
			<b>163,396.62</b>	<b>2,552.76</b>	<b>160,843.86 DR</b>

**Opening Balance (50010)**

## John & Donna Larder Superannuation Fund

# General Ledger

As at 30 June 2023

Transaction Date	Description	Units	Debit	Credit	Balance \$
<u>(Opening Balance) Larder, Donna - Accumulation (LARDON00001A)</u>					
01/07/2022	Opening Balance				184,542.89 CR
01/07/2022	Close Period Journal			11,473.43	196,016.32 CR
				<b>11,473.43</b>	<b>196,016.32 CR</b>
<u>(Opening Balance) Larder, John - Accumulation (LARJOH00001A)</u>					
01/07/2022	Opening Balance				302,032.29 CR
01/07/2022	Close Period Journal		44,644.93		257,387.36 CR
			<b>44,644.93</b>		<b>257,387.36 CR</b>
<u>(Opening Balance) Larder, John - Pension (Transition to Retirement Pension) (LARJOH00002P)</u>					
01/07/2022	Close Period Journal			43,495.98	43,495.98 CR
				<b>43,495.98</b>	<b>43,495.98 CR</b>
<b>Contributions (52420)</b>					
<u>(Contributions) Larder, Donna - Accumulation (LARDON00001A)</u>					
01/07/2022	Opening Balance				31,509.92 CR
01/07/2022	Close Period Journal		31,509.92		0.00 DR
01/07/2022	System Member Journals			78.75	78.75 CR
01/07/2022	System Member Journals			500.00	578.75 CR
08/07/2022	System Member Journals			78.75	657.50 CR
08/07/2022	System Member Journals			500.00	1,157.50 CR
15/07/2022	System Member Journals			78.75	1,236.25 CR
15/07/2022	System Member Journals			500.00	1,736.25 CR
22/07/2022	System Member Journals			78.75	1,815.00 CR
22/07/2022	System Member Journals			500.00	2,315.00 CR
29/07/2022	System Member Journals			78.75	2,393.75 CR
29/07/2022	System Member Journals			500.00	2,893.75 CR
05/08/2022	System Member Journals			78.75	2,972.50 CR
05/08/2022	System Member Journals			500.00	3,472.50 CR
12/08/2022	System Member Journals			78.75	3,551.25 CR
12/08/2022	System Member Journals			500.00	4,051.25 CR
19/08/2022	System Member Journals			78.75	4,130.00 CR
19/08/2022	System Member Journals			500.00	4,630.00 CR
26/08/2022	System Member Journals			78.75	4,708.75 CR
26/08/2022	System Member Journals			500.00	5,208.75 CR
02/09/2022	System Member Journals			78.75	5,287.50 CR
02/09/2022	System Member Journals			500.00	5,787.50 CR
09/09/2022	System Member Journals			78.75	5,866.25 CR
09/09/2022	System Member Journals			500.00	6,366.25 CR
16/09/2022	System Member Journals			78.75	6,445.00 CR
16/09/2022	System Member Journals			500.00	6,945.00 CR
26/09/2022	System Member Journals			78.75	7,023.75 CR
26/09/2022	System Member Journals			500.00	7,523.75 CR
30/09/2022	System Member Journals			78.75	7,602.50 CR
30/09/2022	System Member Journals			500.00	8,102.50 CR
07/10/2022	System Member Journals			78.75	8,181.25 CR
07/10/2022	System Member Journals			500.00	8,681.25 CR
14/10/2022	System Member Journals			78.75	8,760.00 CR

## John & Donna Larder Superannuation Fund

# General Ledger

As at 30 June 2023

Transaction Date	Description	Units	Debit	Credit	Balance \$
14/10/2022	System Member Journals			500.00	9,260.00 CR
21/10/2022	System Member Journals			78.75	9,338.75 CR
21/10/2022	System Member Journals			500.00	9,838.75 CR
28/10/2022	System Member Journals			78.75	9,917.50 CR
28/10/2022	System Member Journals			500.00	10,417.50 CR
04/11/2022	System Member Journals			78.75	10,496.25 CR
04/11/2022	System Member Journals			500.00	10,996.25 CR
11/11/2022	System Member Journals			78.75	11,075.00 CR
11/11/2022	System Member Journals			500.00	11,575.00 CR
18/11/2022	System Member Journals			78.75	11,653.75 CR
18/11/2022	System Member Journals			500.00	12,153.75 CR
25/11/2022	System Member Journals			78.75	12,232.50 CR
25/11/2022	System Member Journals			500.00	12,732.50 CR
02/12/2022	System Member Journals			78.75	12,811.25 CR
02/12/2022	System Member Journals			500.00	13,311.25 CR
09/12/2022	System Member Journals			78.75	13,390.00 CR
09/12/2022	System Member Journals			500.00	13,890.00 CR
16/12/2022	System Member Journals			78.75	13,968.75 CR
16/12/2022	System Member Journals			500.00	14,468.75 CR
23/12/2022	System Member Journals			78.75	14,547.50 CR
23/12/2022	System Member Journals			500.00	15,047.50 CR
30/12/2022	System Member Journals			78.75	15,126.25 CR
13/01/2023	System Member Journals			78.75	15,205.00 CR
13/01/2023	System Member Journals			78.75	15,283.75 CR
20/01/2023	System Member Journals			78.75	15,362.50 CR
27/01/2023	System Member Journals			78.75	15,441.25 CR
03/02/2023	System Member Journals			78.75	15,520.00 CR
10/02/2023	System Member Journals			78.75	15,598.75 CR
17/02/2023	System Member Journals			78.75	15,677.50 CR
24/02/2023	System Member Journals			78.75	15,756.25 CR
03/03/2023	System Member Journals			78.75	15,835.00 CR
10/03/2023	System Member Journals			78.75	15,913.75 CR
10/03/2023	System Member Journals			500.00	16,413.75 CR
17/03/2023	System Member Journals			78.75	16,492.50 CR
17/03/2023	System Member Journals			500.00	16,992.50 CR
23/03/2023	System Member Journals			78.75	17,071.25 CR
23/03/2023	System Member Journals			500.00	17,571.25 CR
31/03/2023	System Member Journals			78.75	17,650.00 CR
31/03/2023	System Member Journals			500.00	18,150.00 CR
11/04/2023	System Member Journals			78.75	18,228.75 CR
11/04/2023	System Member Journals			500.00	18,728.75 CR
14/04/2023	System Member Journals			78.75	18,807.50 CR
14/04/2023	System Member Journals			500.00	19,307.50 CR
21/04/2023	System Member Journals			78.75	19,386.25 CR
21/04/2023	System Member Journals			500.00	19,886.25 CR
28/04/2023	System Member Journals			78.75	19,965.00 CR
28/04/2023	System Member Journals			500.00	20,465.00 CR

## John & Donna Larder Superannuation Fund

# General Ledger

As at 30 June 2023

Transaction Date	Description	Units	Debit	Credit	Balance \$
05/05/2023	System Member Journals			78.75	20,543.75 CR
05/05/2023	System Member Journals			500.00	21,043.75 CR
15/05/2023	System Member Journals			78.75	21,122.50 CR
15/05/2023	System Member Journals			500.00	21,622.50 CR
19/05/2023	System Member Journals			78.75	21,701.25 CR
19/05/2023	System Member Journals			500.00	22,201.25 CR
26/05/2023	System Member Journals			78.75	22,280.00 CR
26/05/2023	System Member Journals			500.00	22,780.00 CR
02/06/2023	System Member Journals			78.75	22,858.75 CR
02/06/2023	System Member Journals			500.00	23,358.75 CR
09/06/2023	System Member Journals			78.75	23,437.50 CR
09/06/2023	System Member Journals			500.00	23,937.50 CR
16/06/2023	System Member Journals			78.75	24,016.25 CR
16/06/2023	System Member Journals			500.00	24,516.25 CR
23/06/2023	System Member Journals			78.75	24,595.00 CR
30/06/2023	System Member Journals			78.75	24,673.75 CR
			<b>31,509.92</b>	<b>24,673.75</b>	<b>24,673.75 CR</b>

(Contributions) Larder, John - Accumulation (LARJOH00001A)

01/07/2022	Opening Balance				27,500.00 CR
01/07/2022	Close Period Journal		27,500.00		0.00 DR
01/07/2022	System Member Journals			197.89	197.89 CR
01/07/2022	System Member Journals			500.00	697.89 CR
08/07/2022	System Member Journals			197.89	895.78 CR
08/07/2022	System Member Journals			500.00	1,395.78 CR
15/07/2022	System Member Journals			197.89	1,593.67 CR
15/07/2022	System Member Journals			500.00	2,093.67 CR
22/07/2022	System Member Journals			197.89	2,291.56 CR
22/07/2022	System Member Journals			500.00	2,791.56 CR
29/07/2022	System Member Journals			197.89	2,989.45 CR
29/07/2022	System Member Journals			500.00	3,489.45 CR
05/08/2022	System Member Journals			197.89	3,687.34 CR
05/08/2022	System Member Journals			500.00	4,187.34 CR
12/08/2022	System Member Journals			197.89	4,385.23 CR
12/08/2022	System Member Journals			500.00	4,885.23 CR
19/08/2022	System Member Journals			197.89	5,083.12 CR
19/08/2022	System Member Journals			500.00	5,583.12 CR
26/08/2022	System Member Journals			197.89	5,781.01 CR
26/08/2022	System Member Journals			500.00	6,281.01 CR
02/09/2022	System Member Journals			197.89	6,478.90 CR
02/09/2022	System Member Journals			500.00	6,978.90 CR
09/09/2022	System Member Journals			197.89	7,176.79 CR
09/09/2022	System Member Journals			500.00	7,676.79 CR
16/09/2022	System Member Journals			197.89	7,874.68 CR
16/09/2022	System Member Journals			500.00	8,374.68 CR
26/09/2022	System Member Journals			197.89	8,572.57 CR
26/09/2022	System Member Journals			500.00	9,072.57 CR
30/09/2022	System Member Journals			197.89	9,270.46 CR

**John & Donna Larder Superannuation Fund**

**General Ledger**

As at 30 June 2023

Transaction Date	Description	Units	Debit	Credit	Balance \$
30/09/2022	System Member Journals			500.00	9,770.46 CR
07/10/2022	System Member Journals			197.89	9,968.35 CR
07/10/2022	System Member Journals			500.00	10,468.35 CR
14/10/2022	System Member Journals			197.89	10,666.24 CR
14/10/2022	System Member Journals			500.00	11,166.24 CR
21/10/2022	System Member Journals			197.89	11,364.13 CR
21/10/2022	System Member Journals			500.00	11,864.13 CR
28/10/2022	System Member Journals			197.89	12,062.02 CR
28/10/2022	System Member Journals			500.00	12,562.02 CR
04/11/2022	System Member Journals			197.89	12,759.91 CR
04/11/2022	System Member Journals			500.00	13,259.91 CR
11/11/2022	System Member Journals			197.89	13,457.80 CR
11/11/2022	System Member Journals			500.00	13,957.80 CR
18/11/2022	System Member Journals			197.89	14,155.69 CR
18/11/2022	System Member Journals			500.00	14,655.69 CR
25/11/2022	System Member Journals			197.89	14,853.58 CR
25/11/2022	System Member Journals			500.00	15,353.58 CR
02/12/2022	System Member Journals			197.89	15,551.47 CR
02/12/2022	System Member Journals			500.00	16,051.47 CR
09/12/2022	System Member Journals			197.89	16,249.36 CR
09/12/2022	System Member Journals			500.00	16,749.36 CR
16/12/2022	System Member Journals			197.89	16,947.25 CR
16/12/2022	System Member Journals			500.00	17,447.25 CR
23/12/2022	System Member Journals			197.89	17,645.14 CR
23/12/2022	System Member Journals			500.00	18,145.14 CR
30/12/2022	System Member Journals			197.89	18,343.03 CR
13/01/2023	System Member Journals			197.89	18,540.92 CR
13/01/2023	System Member Journals			197.89	18,738.81 CR
20/01/2023	System Member Journals			197.89	18,936.70 CR
27/01/2023	System Member Journals			197.89	19,134.59 CR
03/02/2023	System Member Journals			197.89	19,332.48 CR
10/02/2023	System Member Journals			197.89	19,530.37 CR
17/02/2023	System Member Journals			197.89	19,728.26 CR
24/02/2023	System Member Journals			197.89	19,926.15 CR
03/03/2023	System Member Journals			197.89	20,124.04 CR
10/03/2023	System Member Journals			197.89	20,321.93 CR
10/03/2023	System Member Journals			500.00	20,821.93 CR
17/03/2023	System Member Journals			197.89	21,019.82 CR
17/03/2023	System Member Journals			500.00	21,519.82 CR
23/03/2023	System Member Journals			197.89	21,717.71 CR
23/03/2023	System Member Journals			500.00	22,217.71 CR
31/03/2023	System Member Journals			197.89	22,415.60 CR
31/03/2023	System Member Journals			500.00	22,915.60 CR
11/04/2023	System Member Journals			197.89	23,113.49 CR
11/04/2023	System Member Journals			500.00	23,613.49 CR
14/04/2023	System Member Journals			197.89	23,811.38 CR
14/04/2023	System Member Journals			500.00	24,311.38 CR

## John & Donna Larder Superannuation Fund

# General Ledger

As at 30 June 2023

Transaction Date	Description	Units	Debit	Credit	Balance \$
21/04/2023	System Member Journals			197.89	24,509.27 CR
21/04/2023	System Member Journals			500.00	25,009.27 CR
28/04/2023	System Member Journals			197.89	25,207.16 CR
28/04/2023	System Member Journals			500.00	25,707.16 CR
05/05/2023	System Member Journals			197.89	25,905.05 CR
05/05/2023	System Member Journals			500.00	26,405.05 CR
15/05/2023	System Member Journals			197.89	26,602.94 CR
15/05/2023	System Member Journals			500.00	27,102.94 CR
19/05/2023	System Member Journals			197.89	27,300.83 CR
19/05/2023	System Member Journals			500.00	27,800.83 CR
26/05/2023	System Member Journals			197.89	27,998.72 CR
26/05/2023	System Member Journals			500.00	28,498.72 CR
02/06/2023	System Member Journals			197.89	28,696.61 CR
02/06/2023	System Member Journals			500.00	29,196.61 CR
09/06/2023	System Member Journals			197.89	29,394.50 CR
09/06/2023	System Member Journals			500.00	29,894.50 CR
16/06/2023	System Member Journals			197.89	30,092.39 CR
16/06/2023	System Member Journals			500.00	30,592.39 CR
23/06/2023	System Member Journals			197.89	30,790.28 CR
30/06/2023	System Member Journals			197.89	30,988.17 CR
			<b>27,500.00</b>	<b>30,988.17</b>	<b>30,988.17 CR</b>
<b>Share of Profit/(Loss) (53100)</b>					
<u>(Share of Profit/(Loss)) Larder, Donna - Accumulation (LARDON00001A)</u>					
01/07/2022	Opening Balance				14,486.75 DR
01/07/2022	Close Period Journal			14,486.75	0.00 DR
30/06/2023	Create Entries - Profit/Loss Allocation - 30/06/2023			27,329.53	27,329.53 CR
				<b>41,816.28</b>	<b>27,329.53 CR</b>
<u>(Share of Profit/(Loss)) Larder, John - Accumulation (LARJOH00001A)</u>					
01/07/2022	Opening Balance				34,003.81 CR
01/07/2022	Close Period Journal		34,003.81		0.00 DR
30/06/2023	Create Entries - Profit/Loss Allocation - 30/06/2023			35,796.88	35,796.88 CR
			<b>34,003.81</b>	<b>35,796.88</b>	<b>35,796.88 CR</b>
<u>(Share of Profit/(Loss)) Larder, John - Pension (Transition to Retirement Pension) (LARJOH00002P)</u>					
01/07/2022	Opening Balance				46,273.75 DR
01/07/2022	Close Period Journal			46,273.75	0.00 DR
30/06/2023	Create Entries - Profit/Loss Allocation - 30/06/2023			5,713.73	5,713.73 CR
				<b>51,987.48</b>	<b>5,713.73 CR</b>
<b>Income Tax (53330)</b>					
<u>(Income Tax) Larder, Donna - Accumulation (LARDON00001A)</u>					
01/07/2022	Opening Balance				1,424.74 DR
01/07/2022	Close Period Journal			1,424.74	0.00 DR
30/06/2023	Create Entries - Income Tax Expense Allocation - 30/06/2023		668.06		668.06 DR
			<b>668.06</b>	<b>1,424.74</b>	<b>668.06 DR</b>
<u>(Income Tax) Larder, John - Accumulation (LARJOH00001A)</u>					



## John & Donna Larder Superannuation Fund

# General Ledger

As at 30 June 2023

Transaction Date	Description	Units	Debit	Credit	Balance \$
01/07/2022	Opening Balance				2,023.69 DR
01/07/2022	Close Period Journal			2,023.69	0.00 DR
30/06/2023	Create Entries - Income Tax Expense Allocation - 30/06/2023		875.03		875.03 DR
			<b>875.03</b>	<b>2,023.69</b>	<b>875.03 DR</b>
<u>(Income Tax) Larder, John - Pension (Transition to Retirement Pension) (LARJOH00002P)</u>					
01/07/2022	Opening Balance				230.27 DR
01/07/2022	Close Period Journal			230.27	0.00 DR
30/06/2023	Create Entries - Income Tax Expense Allocation - 30/06/2023		139.67		139.67 DR
			<b>139.67</b>	<b>230.27</b>	<b>139.67 DR</b>
<b>Contributions Tax (53800)</b>					
<u>(Contributions Tax) Larder, Donna - Accumulation (LARDON00001A)</u>					
01/07/2022	Opening Balance				4,125.00 DR
01/07/2022	Close Period Journal			4,125.00	0.00 DR
01/07/2022	System Member Journals		11.81		11.81 DR
01/07/2022	System Member Journals		75.00		86.81 DR
08/07/2022	System Member Journals		11.81		98.62 DR
08/07/2022	System Member Journals		75.00		173.62 DR
15/07/2022	System Member Journals		11.81		185.43 DR
15/07/2022	System Member Journals		75.00		260.43 DR
22/07/2022	System Member Journals		11.81		272.24 DR
22/07/2022	System Member Journals		75.00		347.24 DR
29/07/2022	System Member Journals		11.81		359.05 DR
29/07/2022	System Member Journals		75.00		434.05 DR
05/08/2022	System Member Journals		11.81		445.86 DR
05/08/2022	System Member Journals		75.00		520.86 DR
12/08/2022	System Member Journals		11.81		532.67 DR
12/08/2022	System Member Journals		75.00		607.67 DR
19/08/2022	System Member Journals		11.81		619.48 DR
19/08/2022	System Member Journals		75.00		694.48 DR
26/08/2022	System Member Journals		11.81		706.29 DR
26/08/2022	System Member Journals		75.00		781.29 DR
02/09/2022	System Member Journals		11.81		793.10 DR
02/09/2022	System Member Journals		75.00		868.10 DR
09/09/2022	System Member Journals		11.81		879.91 DR
09/09/2022	System Member Journals		75.00		954.91 DR
16/09/2022	System Member Journals		11.81		966.72 DR
16/09/2022	System Member Journals		75.00		1,041.72 DR
26/09/2022	System Member Journals		11.81		1,053.53 DR
26/09/2022	System Member Journals		75.00		1,128.53 DR
30/09/2022	System Member Journals		11.81		1,140.34 DR
30/09/2022	System Member Journals		75.00		1,215.34 DR
07/10/2022	System Member Journals		11.81		1,227.15 DR
07/10/2022	System Member Journals		75.00		1,302.15 DR
14/10/2022	System Member Journals		11.81		1,313.96 DR
14/10/2022	System Member Journals		75.00		1,388.96 DR
21/10/2022	System Member Journals		11.81		1,400.77 DR

## John & Donna Larder Superannuation Fund

# General Ledger

As at 30 June 2023

Transaction Date	Description	Units	Debit	Credit	Balance \$
21/10/2022	System Member Journals		75.00		1,475.77 DR
28/10/2022	System Member Journals		11.81		1,487.58 DR
28/10/2022	System Member Journals		75.00		1,562.58 DR
04/11/2022	System Member Journals		11.81		1,574.39 DR
04/11/2022	System Member Journals		75.00		1,649.39 DR
11/11/2022	System Member Journals		11.81		1,661.20 DR
11/11/2022	System Member Journals		75.00		1,736.20 DR
18/11/2022	System Member Journals		11.81		1,748.01 DR
18/11/2022	System Member Journals		75.00		1,823.01 DR
25/11/2022	System Member Journals		11.81		1,834.82 DR
25/11/2022	System Member Journals		75.00		1,909.82 DR
02/12/2022	System Member Journals		11.81		1,921.63 DR
02/12/2022	System Member Journals		75.00		1,996.63 DR
09/12/2022	System Member Journals		11.81		2,008.44 DR
09/12/2022	System Member Journals		75.00		2,083.44 DR
16/12/2022	System Member Journals		11.81		2,095.25 DR
16/12/2022	System Member Journals		75.00		2,170.25 DR
23/12/2022	System Member Journals		11.81		2,182.06 DR
23/12/2022	System Member Journals		75.00		2,257.06 DR
30/12/2022	System Member Journals		11.81		2,268.87 DR
13/01/2023	System Member Journals		11.81		2,280.68 DR
13/01/2023	System Member Journals		11.81		2,292.49 DR
20/01/2023	System Member Journals		11.81		2,304.30 DR
27/01/2023	System Member Journals		11.81		2,316.11 DR
03/02/2023	System Member Journals		11.81		2,327.92 DR
10/02/2023	System Member Journals		11.81		2,339.73 DR
17/02/2023	System Member Journals		11.81		2,351.54 DR
24/02/2023	System Member Journals		11.81		2,363.35 DR
03/03/2023	System Member Journals		11.81		2,375.16 DR
10/03/2023	System Member Journals		11.81		2,386.97 DR
10/03/2023	System Member Journals		75.00		2,461.97 DR
17/03/2023	System Member Journals		11.81		2,473.78 DR
17/03/2023	System Member Journals		75.00		2,548.78 DR
23/03/2023	System Member Journals		11.81		2,560.59 DR
23/03/2023	System Member Journals		75.00		2,635.59 DR
31/03/2023	System Member Journals		11.81		2,647.40 DR
31/03/2023	System Member Journals		75.00		2,722.40 DR
11/04/2023	System Member Journals		11.81		2,734.21 DR
11/04/2023	System Member Journals		75.00		2,809.21 DR
14/04/2023	System Member Journals		11.81		2,821.02 DR
14/04/2023	System Member Journals		75.00		2,896.02 DR
21/04/2023	System Member Journals		11.81		2,907.83 DR
21/04/2023	System Member Journals		75.00		2,982.83 DR
28/04/2023	System Member Journals		11.81		2,994.64 DR
28/04/2023	System Member Journals		75.00		3,069.64 DR
05/05/2023	System Member Journals		11.81		3,081.45 DR
05/05/2023	System Member Journals		75.00		3,156.45 DR

## John & Donna Larder Superannuation Fund

# General Ledger

As at 30 June 2023

Transaction Date	Description	Units	Debit	Credit	Balance \$
15/05/2023	System Member Journals		11.81		3,168.26 DR
15/05/2023	System Member Journals		75.00		3,243.26 DR
19/05/2023	System Member Journals		11.81		3,255.07 DR
19/05/2023	System Member Journals		75.00		3,330.07 DR
26/05/2023	System Member Journals		11.81		3,341.88 DR
26/05/2023	System Member Journals		75.00		3,416.88 DR
02/06/2023	System Member Journals		11.81		3,428.69 DR
02/06/2023	System Member Journals		75.00		3,503.69 DR
09/06/2023	System Member Journals		11.81		3,515.50 DR
09/06/2023	System Member Journals		75.00		3,590.50 DR
16/06/2023	System Member Journals		11.81		3,602.31 DR
16/06/2023	System Member Journals		75.00		3,677.31 DR
23/06/2023	System Member Journals		11.81		3,689.12 DR
30/06/2023	System Member Journals		11.81		3,700.93 DR
			<b>3,700.93</b>	<b>4,125.00</b>	<b>3,700.93 DR</b>
<u>(Contributions Tax) Larder, John - Accumulation (LARJOH00001A)</u>					
01/07/2022	Opening Balance				4,125.05 DR
01/07/2022	Close Period Journal			4,125.05	0.00 DR
01/07/2022	System Member Journals		29.68		29.68 DR
01/07/2022	System Member Journals		75.00		104.68 DR
08/07/2022	System Member Journals		29.68		134.36 DR
08/07/2022	System Member Journals		75.00		209.36 DR
15/07/2022	System Member Journals		29.68		239.04 DR
15/07/2022	System Member Journals		75.00		314.04 DR
22/07/2022	System Member Journals		29.68		343.72 DR
22/07/2022	System Member Journals		75.00		418.72 DR
29/07/2022	System Member Journals		29.68		448.40 DR
29/07/2022	System Member Journals		75.00		523.40 DR
05/08/2022	System Member Journals		29.68		553.08 DR
05/08/2022	System Member Journals		75.00		628.08 DR
12/08/2022	System Member Journals		29.68		657.76 DR
12/08/2022	System Member Journals		75.00		732.76 DR
19/08/2022	System Member Journals		29.68		762.44 DR
19/08/2022	System Member Journals		75.00		837.44 DR
26/08/2022	System Member Journals		29.68		867.12 DR
26/08/2022	System Member Journals		75.00		942.12 DR
02/09/2022	System Member Journals		29.68		971.80 DR
02/09/2022	System Member Journals		75.00		1,046.80 DR
09/09/2022	System Member Journals		29.68		1,076.48 DR
09/09/2022	System Member Journals		75.00		1,151.48 DR
16/09/2022	System Member Journals		29.68		1,181.16 DR
16/09/2022	System Member Journals		75.00		1,256.16 DR
26/09/2022	System Member Journals		29.68		1,285.84 DR
26/09/2022	System Member Journals		75.00		1,360.84 DR
30/09/2022	System Member Journals		29.68		1,390.52 DR
30/09/2022	System Member Journals		75.00		1,465.52 DR
07/10/2022	System Member Journals		29.68		1,495.20 DR

## John & Donna Larder Superannuation Fund

# General Ledger

As at 30 June 2023

Transaction Date	Description	Units	Debit	Credit	Balance \$
07/10/2022	System Member Journals		75.00		1,570.20 DR
14/10/2022	System Member Journals		29.68		1,599.88 DR
14/10/2022	System Member Journals		75.00		1,674.88 DR
21/10/2022	System Member Journals		29.68		1,704.56 DR
21/10/2022	System Member Journals		75.00		1,779.56 DR
28/10/2022	System Member Journals		29.68		1,809.24 DR
28/10/2022	System Member Journals		75.00		1,884.24 DR
04/11/2022	System Member Journals		29.68		1,913.92 DR
04/11/2022	System Member Journals		75.00		1,988.92 DR
11/11/2022	System Member Journals		29.68		2,018.60 DR
11/11/2022	System Member Journals		75.00		2,093.60 DR
18/11/2022	System Member Journals		29.68		2,123.28 DR
18/11/2022	System Member Journals		75.00		2,198.28 DR
25/11/2022	System Member Journals		29.68		2,227.96 DR
25/11/2022	System Member Journals		75.00		2,302.96 DR
02/12/2022	System Member Journals		29.68		2,332.64 DR
02/12/2022	System Member Journals		75.00		2,407.64 DR
09/12/2022	System Member Journals		29.68		2,437.32 DR
09/12/2022	System Member Journals		75.00		2,512.32 DR
16/12/2022	System Member Journals		29.68		2,542.00 DR
16/12/2022	System Member Journals		75.00		2,617.00 DR
23/12/2022	System Member Journals		29.68		2,646.68 DR
23/12/2022	System Member Journals		75.00		2,721.68 DR
30/12/2022	System Member Journals		29.68		2,751.36 DR
13/01/2023	System Member Journals		29.68		2,781.04 DR
13/01/2023	System Member Journals		29.68		2,810.72 DR
20/01/2023	System Member Journals		29.68		2,840.40 DR
27/01/2023	System Member Journals		29.68		2,870.08 DR
03/02/2023	System Member Journals		29.68		2,899.76 DR
10/02/2023	System Member Journals		29.68		2,929.44 DR
17/02/2023	System Member Journals		29.68		2,959.12 DR
24/02/2023	System Member Journals		29.68		2,988.80 DR
03/03/2023	System Member Journals		29.68		3,018.48 DR
10/03/2023	System Member Journals		29.68		3,048.16 DR
10/03/2023	System Member Journals		75.00		3,123.16 DR
17/03/2023	System Member Journals		29.68		3,152.84 DR
17/03/2023	System Member Journals		75.00		3,227.84 DR
23/03/2023	System Member Journals		29.68		3,257.52 DR
23/03/2023	System Member Journals		75.00		3,332.52 DR
31/03/2023	System Member Journals		29.68		3,362.20 DR
31/03/2023	System Member Journals		75.00		3,437.20 DR
11/04/2023	System Member Journals		29.68		3,466.88 DR
11/04/2023	System Member Journals		75.00		3,541.88 DR
14/04/2023	System Member Journals		29.68		3,571.56 DR
14/04/2023	System Member Journals		75.00		3,646.56 DR
21/04/2023	System Member Journals		29.68		3,676.24 DR
21/04/2023	System Member Journals		75.00		3,751.24 DR

## John & Donna Larder Superannuation Fund

# General Ledger

As at 30 June 2023

Transaction Date	Description	Units	Debit	Credit	Balance \$
28/04/2023	System Member Journals		29.68		3,780.92 DR
28/04/2023	System Member Journals		75.00		3,855.92 DR
05/05/2023	System Member Journals		29.68		3,885.60 DR
05/05/2023	System Member Journals		75.00		3,960.60 DR
15/05/2023	System Member Journals		29.68		3,990.28 DR
15/05/2023	System Member Journals		15.83		4,006.11 DR
19/05/2023	System Member Journals		29.68		4,035.79 DR
26/05/2023	System Member Journals		29.68		4,065.47 DR
02/06/2023	System Member Journals		29.68		4,095.15 DR
09/06/2023	System Member Journals		29.68		4,124.83 DR
30/06/2023	System Member Journals		29.68		4,154.51 DR
			<b>4,154.51</b>	<b>4,125.05</b>	<b>4,154.51 DR</b>
<b>Pensions Paid (54160)</b>					
(Pensions Paid) Larder, John - Pension (Transition to Retirement Pension) (LARJOH00002P)					
01/07/2022	Opening Balance				10,000.00 DR
01/07/2022	Close Period Journal			10,000.00	0.00 DR
30/06/2023	System Member Journals		870.00		870.00 DR
			<b>870.00</b>	<b>10,000.00</b>	<b>870.00 DR</b>
<b>Internal Transfers In (56100)</b>					
(Internal Transfers In) Larder, John - Accumulation (LARJOH00001A)					
30/06/2023	Commutation			48,220.07	48,220.07 CR
				<b>48,220.07</b>	<b>48,220.07 CR</b>
(Internal Transfers In) Larder, John - Pension (Transition to Retirement Pension) (LARJOH00002P)					
01/07/2022	Opening Balance				100,000.00 CR
01/07/2022	Close Period Journal		100,000.00		0.00 DR
			<b>100,000.00</b>		<b>0.00 DR</b>
<b>Internal Transfers Out (57100)</b>					
(Internal Transfers Out) Larder, John - Accumulation (LARJOH00001A)					
01/07/2022	Opening Balance				100,000.00 DR
01/07/2022	Close Period Journal			100,000.00	0.00 DR
				<b>100,000.00</b>	<b>0.00 DR</b>
(Internal Transfers Out) Larder, John - Pension (Transition to Retirement Pension) (LARJOH00002P)					
30/06/2023	Commutation		48,220.07		48,220.07 DR
			<b>48,220.07</b>		<b>48,220.07 DR</b>
<b>Contribution Reserve (59200)</b>					
(Contribution Reserve) Larder, Donna - Accumulation (LARDON00001A)					
26/06/2023	System Member Journals		4,125.00		4,125.00 DR
26/06/2023	System Member Journals			27,500.00	23,375.00 CR
			<b>4,125.00</b>	<b>27,500.00</b>	<b>23,375.00 CR</b>
(Contribution Reserve) Larder, John - Accumulation (LARJOH00001A)					
26/06/2023	System Member Journals		4,125.00		4,125.00 DR
26/06/2023	System Member Journals			27,500.00	23,375.00 CR
			<b>4,125.00</b>	<b>27,500.00</b>	<b>23,375.00 CR</b>
<b>Bank Accounts (60400)</b>					

## John & Donna Larder Superannuation Fund

# General Ledger

As at 30 June 2023

Transaction Date	Description	Units	Debit	Credit	Balance \$
<u>ANZ Cash Investment Account *5631 (154985631)</u>					
01/07/2022	Opening Balance				600.29 DR
13/07/2022	DIVIDEND FROM IHD PAYMENT JUL22/00804366		1,285.08		1,885.37 DR
13/07/2022	DIVIDEND FROM IOZ PAYMENT JUL22/00875100 [System Matched Income Data]		2,526.69		4,412.06 DR
15/07/2022	DIVIDEND FROM FANG PAYMENT JUL22/00809899		2,172.37		6,584.43 DR
18/07/2022	DIVIDEND FROM GAME DST 001279425013		18.25		6,602.68 DR
18/07/2022	DIVIDEND FROM DRIV DST 001279191446		39.16		6,641.84 DR
18/07/2022	DIVIDEND FROM VGE PAYMENT JUL22/00814166		241.98		6,883.82 DR
18/07/2022	DIVIDEND FROM VGS PAYMENT JUL22/00859068		545.05		7,428.87 DR
18/07/2022	DIVIDEND FROM NDQ DST JUNE 001279665942		1,312.87		8,741.74 DR
01/09/2022	ANZ INTERNET BANKING FUNDS TFER TRANSFER 630508 FROM 484954504 [ANZ INTERNET BANKING FUNDS TFER TRANSFER 630508 TO 012012154985631]		10,000.00		18,741.74 DR
05/09/2022	SHARE TRADE WITHDRAWAL TO CMC MARKETS STOC 22433445			0.99	18,740.75 DR
06/09/2022	SHARE TRADE WITHDRAWAL TO CMC MARKETS STOC C20225797			4,958.70	13,782.05 DR
06/09/2022	SHARE TRADE WITHDRAWAL TO CMC MARKETS STOC C20225831			4,981.72	8,800.33 DR
06/09/2022	SHARE TRADE WITHDRAWAL TO CMC MARKETS STOC C20225890			7,961.73	838.60 DR
13/09/2022	SHARE TRADE WITHDRAWAL TO CMC MARKETS STOC 22538362			1.32	837.28 DR
15/09/2022	TRANSFER FROM CMC MARKETS STOC C20315581		3,433.80		4,271.08 DR
15/09/2022	TRANSFER FROM CMC MARKETS STOC C20315646		7,439.23		11,710.31 DR
15/09/2022	SHARE TRADE WITHDRAWAL TO CMC MARKETS STOC C20316142			1,022.84	10,687.47 DR
15/09/2022	SHARE TRADE WITHDRAWAL TO CMC MARKETS STOC C20316227			9,919.50	767.97 DR
21/09/2022	DIVIDEND FROM AFG FNL DIV 001283810073 [System Matched Income Data]		252.86		1,020.83 DR
23/09/2022	DIVIDEND FROM TAH FNL DIV 001282696212 [System Matched Income Data]		251.16		1,271.99 DR
18/10/2022	DIVIDEND FROM VGS PAYMENT OCT22/00859252 [System Matched Income Data]		346.24		1,618.23 DR
18/10/2022	DIVIDEND FROM VGE PAYMENT OCT22/00813808 [System Matched Income Data]		438.81		2,057.04 DR
19/10/2022	DIVIDEND FROM IHD PAYMENT OCT22/00804421 [System Matched Income Data]		1,439.41		3,496.45 DR
19/10/2022	DIVIDEND FROM IOZ PAYMENT OCT22/00874719 [System Matched Income Data]		2,492.84		5,989.29 DR
20/10/2022	DIVIDEND FROM LOV FNL DIV 001285228593 [System Matched Income Data]		138.38		6,127.67 DR
02/12/2022	ANZ INTERNET BANKING FUNDS TFER TRANSFER 973142 FROM 484954504 [ANZ INTERNET BANKING FUNDS TFER TRANSFER 973142 TO 012012154985631]		10,000.00		16,127.67 DR
13/01/2023	TO CMC MARKETS STOC 23963995			0.33	16,127.34 DR

## John & Donna Larder Superannuation Fund

# General Ledger

As at 30 June 2023

Transaction Date	Description	Units	Debit	Credit	Balance \$
17/01/2023	SHARE TRADE WITHDRAWAL TO CMC MARKETS STOC C21458906			10,006.45	6,120.89 DR
18/01/2023	DIVIDEND FROM NDQ DST 001288578437 [System Matched Income Data]		48.40		6,169.29 DR
18/01/2023	DIVIDEND FROM IHD PAYMENT JAN23/00804362 [System Matched Income Data]		272.63		6,441.92 DR
18/01/2023	DIVIDEND FROM VGS PAYMENT JAN23/00857487 [System Matched Income Data]		301.64		6,743.56 DR
18/01/2023	DIVIDEND FROM VGE PAYMENT JAN23/00813067 [System Matched Income Data]		541.37		7,284.93 DR
18/01/2023	DIVIDEND FROM IOZ PAYMENT JAN23/00872975 [System Matched Income Data]		762.51		8,047.44 DR
18/01/2023	DIVIDEND FROM BNKS DST 001288200919 [System Matched Income Data]		941.13		8,988.57 DR
19/01/2023	ANZ INTERNET BANKING FUNDS TFER TRANSFER 207990 FROM 484954504 [ANZ INTERNET BANKING FUNDS TFER TRANSFER 207990 TO 012012154985631]		15,000.00		23,988.57 DR
20/01/2023	SHARE TRADE WITHDRAWAL TO CMC MARKETS STOC 24067828			0.33	23,988.24 DR
20/01/2023	SHARE TRADE WITHDRAWAL TO CMC MARKETS STOC 24057269			0.33	23,987.91 DR
23/01/2023	SHARE TRADE WITHDRAWAL TO CMC MARKETS STOC 24087794			0.33	23,987.58 DR
23/01/2023	SHARE TRADE WITHDRAWAL TO CMC MARKETS STOC C21522261			7,956.85	16,030.73 DR
24/01/2023	SHARE TRADE WITHDRAWAL TO CMC MARKETS STOC C21535383			8,007.68	8,023.05 DR
25/01/2023	SHARE TRADE WITHDRAWAL TO CMC MARKETS STOC C21550162			5,004.16	3,018.89 DR
27/01/2023	SHARE TRADE WITHDRAWAL TO CMC MARKETS STOC 24143364			0.33	3,018.56 DR
31/01/2023	SHARE TRADE WITHDRAWAL TO CMC MARKETS STOC C21595625			2,806.00	212.56 DR
21/03/2023	DIVIDEND FROM TAH DIV 001291755579		119.45		332.01 DR
23/03/2023	DIVIDEND FROM AFG ITM DIV 001293922277 [System Matched Income Data]		173.84		505.85 DR
24/03/2023	DIVIDEND FROM PPE INTERIM DIV 001291786674 [System Matched Income Data]		96.25		602.10 DR
24/03/2023	DIVIDEND FROM PLS PAYMENT MAR23/00882581 [System Matched Income Data]		114.07		716.17 DR
29/03/2023	DIVIDEND FROM SANTOS DIVIDEND AUS22/00964257		229.90		946.07 DR
06/04/2023	DIVIDEND FROM SOUTH32 DIVIDEND AI013/01045983 [System Matched Income Data]		128.07		1,074.14 DR
12/04/2023	SHARE TRADE WITHDRAWAL TO CMC MARKETS STOC 25049651			3.30	1,070.84 DR
14/04/2023	TRANSFER FROM CMC MARKETS STOC C22325227		4,062.92		5,133.76 DR
14/04/2023	TRANSFER FROM CMC MARKETS STOC C22325156		4,137.55		9,271.31 DR
14/04/2023	TRANSFER FROM CMC MARKETS STOC C22325254		7,043.72		16,315.03 DR
14/04/2023	TRANSFER FROM CMC MARKETS STOC C22325223		7,400.88		23,715.91 DR
14/04/2023	TRANSFER FROM CMC MARKETS STOC C22325193		7,659.98		31,375.89 DR
14/04/2023	TRANSFER FROM CMC MARKETS STOC C22325140		9,555.27		40,931.16 DR

# John & Donna Larder Superannuation Fund

## General Ledger

As at 30 June 2023

Transaction Date	Description	Units	Debit	Credit	Balance \$
14/04/2023	TRANSFER FROM CMC MARKETS STOC C22325086		9,752.31		50,683.47 DR
14/04/2023	TRANSFER FROM CMC MARKETS STOC C22325068		58,789.85		109,473.32 DR
14/04/2023	TRANSFER FROM CMC MARKETS STOC C22322987		99,638.22		209,111.54 DR
14/04/2023	TRANSFER FROM CMC MARKETS STOC C22325042 (Auto reprocessed due to distribution entered / deleted on 30/06/2023)		121,647.52		330,759.06 DR
20/04/2023	DIVIDEND FROM VGE PAYMENT APR23/00812778 [System Matched Income Data]		30.31		330,789.37 DR
20/04/2023	DIVIDEND FROM LOV DIV 001295006543 [System Matched Income Data]		142.12		330,931.49 DR
20/04/2023	DIVIDEND FROM VGS PAYMENT APR23/00856617 [System Matched Income Data]		222.87		331,154.36 DR
20/04/2023	DIVIDEND FROM IHD PAYMENT APR23/00804251 [System Matched Income Data]		897.87		332,052.23 DR
20/04/2023	DIVIDEND FROM IOZ PAYMENT APR23/00871436 [System Matched Income Data]		1,510.66		333,562.89 DR
28/04/2023	CREDIT INTEREST PAID		1.28		333,564.17 DR
18/05/2023	SHARE TRADE WITHDRAWAL TO CMC MARKETS STOC 25469244			0.66	333,563.51 DR
19/05/2023	TRANSFER FROM CMC MARKETS STOC C22662735		17,043.56		350,607.07 DR
19/05/2023	TRANSFER FROM CMC MARKETS STOC C22661567		50,368.04		400,975.11 DR
26/05/2023	SHARE TRADE WITHDRAWAL TO CMC MARKETS STOC 25577189			1.32	400,973.79 DR
29/05/2023	SHARE TRADE WITHDRAWAL TO CMC MARKETS STOC 25599761			0.66	400,973.13 DR
30/05/2023	TRANSFER FROM CMC MARKETS STOC C22751768		7,669.42		408,642.55 DR
30/05/2023	TRANSFER FROM CMC MARKETS STOC C22751881		7,698.90		416,341.45 DR
30/05/2023	TRANSFER FROM CMC MARKETS STOC C22751911		7,720.04		424,061.49 DR
30/05/2023	SHARE TRADE WITHDRAWAL TO CMC MARKETS STOC C22751956			6,010.82	418,050.67 DR
31/05/2023	TRANSFER FROM CMC MARKETS STOC C22768470		4,811.05		422,861.72 DR
31/05/2023	SHARE TRADE WITHDRAWAL TO CMC MARKETS STOC 25631809			0.66	422,861.06 DR
31/05/2023	SHARE TRADE WITHDRAWAL TO CMC MARKETS STOC C22768484			5,010.99	417,850.07 DR
31/05/2023	CREDIT INTEREST PAID		3.24		417,853.31 DR
02/06/2023	TRANSFER FROM CMC MARKETS STOC C22795964 (Auto reprocessed due to distribution entered / deleted on 30/06/2023)		40,500.37		458,353.68 DR
02/06/2023	TRANSFER FROM CMC MARKETS STOC C22795992 (Auto reprocessed due to distribution entered / deleted on 30/06/2023)		43,476.40		501,830.08 DR
30/06/2023	Credit interest Paid		4.08		501,834.16 DR
			<b>574,891.87</b>	<b>73,658.00</b>	<b>501,834.16 DR</b>
<b>Cash at Bank - ANZ Acc 4849-54504 (ANZ182763323)</b>					
01/07/2022	Opening Balance				4,540.12 DR
01/07/2022	ANZ INTERNET BANKING FUNDS TFER TRANSFER 803950 FROM 351043707		78.75		4,618.87 DR
01/07/2022	ANZ INTERNET BANKING FUNDS TFER TRANSFER 803882 FROM 351043707		197.89		4,816.76 DR



## John & Donna Larder Superannuation Fund

# General Ledger

As at 30 June 2023

Transaction Date	Description	Units	Debit	Credit	Balance \$
01/07/2022	ANZ INTERNET BANKING FUNDS TFER TRANSFER 804036 FROM 351043707		1,000.00		5,816.76 DR
08/07/2022	ANZ INTERNET BANKING FUNDS TFER TRANSFER 281952 FROM 351043707		78.75		5,895.51 DR
08/07/2022	ANZ INTERNET BANKING FUNDS TFER TRANSFER 281948 FROM 351043707		197.89		6,093.40 DR
08/07/2022	ANZ INTERNET BANKING FUNDS TFER TRANSFER 281939 FROM 351043707		1,000.00		7,093.40 DR
15/07/2022	ANZ INTERNET BANKING FUNDS TFER TRANSFER 976370 FROM 351043707		78.75		7,172.15 DR
15/07/2022	ANZ INTERNET BANKING FUNDS TFER TRANSFER 976313 FROM 351043707		197.89		7,370.04 DR
15/07/2022	ANZ INTERNET BANKING FUNDS TFER TRANSFER 976432 FROM 351043707		1,000.00		8,370.04 DR
22/07/2022	ANZ INTERNET BANKING FUNDS TFER TRANSFER 678353 FROM 351043707		78.75		8,448.79 DR
22/07/2022	ANZ INTERNET BANKING FUNDS TFER TRANSFER 678053 FROM 351043707		197.89		8,646.68 DR
22/07/2022	ANZ INTERNET BANKING FUNDS TFER TRANSFER 678565 FROM 351043707		1,000.00		9,646.68 DR
29/07/2022	ANZ INTERNET BANKING FUNDS TFER TRANSFER 370556 FROM 351043707		78.75		9,725.43 DR
29/07/2022	ANZ INTERNET BANKING FUNDS TFER TRANSFER 370417 FROM 351043707		197.89		9,923.32 DR
29/07/2022	ANZ INTERNET BANKING FUNDS TFER TRANSFER 370668 FROM 351043707		1,000.00		10,923.32 DR
29/07/2022	CREDIT INTEREST PAID		0.06		10,923.38 DR
05/08/2022	ANZ INTERNET BANKING FUNDS TFER TRANSFER 997894 FROM 351043707		78.75		11,002.13 DR
05/08/2022	ANZ INTERNET BANKING FUNDS TFER TRANSFER 997875 FROM 351043707		197.89		11,200.02 DR
05/08/2022	ANZ INTERNET BANKING FUNDS TFER TRANSFER 997900 FROM 351043707		1,000.00		12,200.02 DR
12/08/2022	ANZ INTERNET BANKING FUNDS TFER TRANSFER 817654 FROM 351043707		78.75		12,278.77 DR
12/08/2022	ANZ INTERNET BANKING FUNDS TFER TRANSFER 817560 FROM 351043707		197.89		12,476.66 DR
12/08/2022	ANZ INTERNET BANKING FUNDS TFER TRANSFER 817758 FROM 351043707		1,000.00		13,476.66 DR
19/08/2022	ANZ INTERNET BANKING FUNDS TFER TRANSFER 421478 FROM 351043707		78.75		13,555.41 DR
19/08/2022	ANZ INTERNET BANKING FUNDS TFER TRANSFER 421475 FROM 351043707		197.89		13,753.30 DR
19/08/2022	ANZ INTERNET BANKING FUNDS TFER TRANSFER 421481 FROM 351043707		1,000.00		14,753.30 DR
25/08/2022	ANZ INTERNET BANKING BPAY TAX OFFICE PAYMENT {307326}			685.00	14,068.30 DR
26/08/2022	ANZ INTERNET BANKING FUNDS TFER TRANSFER 370458 FROM 351043707		78.75		14,147.05 DR
26/08/2022	ANZ INTERNET BANKING FUNDS TFER TRANSFER 370341 FROM 351043707		197.89		14,344.94 DR
26/08/2022	ANZ INTERNET BANKING FUNDS TFER TRANSFER 370551 FROM 351043707		1,000.00		15,344.94 DR
31/08/2022	CREDIT INTEREST PAID		0.12		15,345.06 DR
01/09/2022	ANZ INTERNET BANKING FUNDS TFER TRANSFER 630508 FROM 484954504 [ANZ INTERNET BANKING FUNDS TFER TRANSFER 630508 TO 012012154985631]			10,000.00	5,345.06 DR
02/09/2022	ANZ INTERNET BANKING FUNDS TFER TRANSFER 939387 FROM 351043707		78.75		5,423.81 DR
02/09/2022	ANZ INTERNET BANKING FUNDS TFER TRANSFER 939391 FROM 351043707		197.89		5,621.70 DR
02/09/2022	ANZ INTERNET BANKING FUNDS TFER TRANSFER 939360 FROM 351043707		1,000.00		6,621.70 DR
09/09/2022	ANZ INTERNET BANKING FUNDS TFER TRANSFER 901959 FROM 351043707		78.75		6,700.45 DR
09/09/2022	ANZ INTERNET BANKING FUNDS TFER TRANSFER 901803 FROM 351043707		197.89		6,898.34 DR

## John & Donna Larder Superannuation Fund

# General Ledger

As at 30 June 2023

Transaction Date	Description	Units	Debit	Credit	Balance \$
09/09/2022	ANZ INTERNET BANKING FUNDS TFER TRANSFER 902062 FROM 351043707		1,000.00		7,898.34 DR
16/09/2022	ANZ INTERNET BANKING FUNDS TFER TRANSFER 756710 FROM 351043707		78.75		7,977.09 DR
16/09/2022	ANZ INTERNET BANKING FUNDS TFER TRANSFER 756608 FROM 351043707		197.89		8,174.98 DR
16/09/2022	ANZ INTERNET BANKING FUNDS TFER TRANSFER 756829 FROM 351043707		1,000.00		9,174.98 DR
26/09/2022	ANZ INTERNET BANKING FUNDS TFER TRANSFER 488032 FROM 351043707 EFFECTIVE DATE 24 SEP 2022		78.75		9,253.73 DR
26/09/2022	ANZ INTERNET BANKING FUNDS TFER TRANSFER 487940 FROM 351043707 EFFECTIVE DATE 24 SEP 2022		197.89		9,451.62 DR
26/09/2022	ANZ INTERNET BANKING FUNDS TFER TRANSFER 488081 FROM 351043707 EFFECTIVE DATE 24 SEP 2022		1,000.00		10,451.62 DR
30/09/2022	ANZ INTERNET BANKING FUNDS TFER TRANSFER 727482 FROM 351043707		78.75		10,530.37 DR
30/09/2022	ANZ INTERNET BANKING FUNDS TFER TRANSFER 727403 FROM 351043707		197.89		10,728.26 DR
30/09/2022	ANZ INTERNET BANKING FUNDS TFER TRANSFER 727564 FROM 351043707		1,000.00		11,728.26 DR
30/09/2022	CREDIT INTEREST PAID		0.07		11,728.33 DR
07/10/2022	ANZ INTERNET BANKING FUNDS TFER TRANSFER 601731 FROM 351043707		78.75		11,807.08 DR
07/10/2022	ANZ INTERNET BANKING FUNDS TFER TRANSFER 601577 FROM 351043707		197.89		12,004.97 DR
07/10/2022	ANZ INTERNET BANKING FUNDS TFER TRANSFER 601817 FROM 351043707		1,000.00		13,004.97 DR
14/10/2022	ANZ INTERNET BANKING FUNDS TFER TRANSFER 356168 FROM 351043707		78.75		13,083.72 DR
14/10/2022	ANZ INTERNET BANKING FUNDS TFER TRANSFER 356058 FROM 351043707		197.89		13,281.61 DR
14/10/2022	ANZ INTERNET BANKING FUNDS TFER TRANSFER 356260 FROM 351043707		1,000.00		14,281.61 DR
21/10/2022	ANZ INTERNET BANKING FUNDS TFER TRANSFER 784372 FROM 351043707		78.75		14,360.36 DR
21/10/2022	ANZ INTERNET BANKING FUNDS TFER TRANSFER 784366 FROM 351043707		197.89		14,558.25 DR
21/10/2022	ANZ INTERNET BANKING FUNDS TFER TRANSFER 784381 FROM 351043707		1,000.00		15,558.25 DR
28/10/2022	ANZ INTERNET BANKING FUNDS TFER TRANSFER 464853 FROM 351043707		78.75		15,637.00 DR
28/10/2022	ANZ INTERNET BANKING FUNDS TFER TRANSFER 464849 FROM 351043707		197.89		15,834.89 DR
28/10/2022	ANZ INTERNET BANKING FUNDS TFER TRANSFER 464858 FROM 351043707		1,000.00		16,834.89 DR
31/10/2022	CREDIT INTEREST PAID		0.12		16,835.01 DR
04/11/2022	ANZ INTERNET BANKING FUNDS TFER TRANSFER 655851 FROM 351043707		78.75		16,913.76 DR
04/11/2022	ANZ INTERNET BANKING FUNDS TFER TRANSFER 655664 FROM 351043707		197.89		17,111.65 DR
04/11/2022	ANZ INTERNET BANKING FUNDS TFER TRANSFER 656028 FROM 351043707		1,000.00		18,111.65 DR
11/11/2022	ANZ INTERNET BANKING FUNDS TFER TRANSFER 494872 FROM 351043707		78.75		18,190.40 DR
11/11/2022	ANZ INTERNET BANKING FUNDS TFER TRANSFER 494737 FROM 351043707		197.89		18,388.29 DR
11/11/2022	ANZ INTERNET BANKING FUNDS TFER TRANSFER 494963 FROM 351043707		1,000.00		19,388.29 DR
18/11/2022	ANZ INTERNET BANKING FUNDS TFER TRANSFER 171673 FROM 351043707		78.75		19,467.04 DR
18/11/2022	ANZ INTERNET BANKING FUNDS TFER TRANSFER 171431 FROM 351043707		197.89		19,664.93 DR
18/11/2022	ANZ INTERNET BANKING FUNDS TFER TRANSFER 171904 FROM 351043707		1,000.00		20,664.93 DR
18/11/2022	ANZ INTERNET BANKING BPAY TAX OFFICE PAYMENT {179584}			1,317.00	19,347.93 DR

## John & Donna Larder Superannuation Fund

# General Ledger

As at 30 June 2023

Transaction Date	Description	Units	Debit	Credit	Balance \$
25/11/2022	ANZ INTERNET BANKING FUNDS TFER TRANSFER 552953 FROM 351043707		78.75		19,426.68 DR
25/11/2022	ANZ INTERNET BANKING FUNDS TFER TRANSFER 552936 FROM 351043707		197.89		19,624.57 DR
25/11/2022	ANZ INTERNET BANKING FUNDS TFER TRANSFER 552962 FROM 351043707		1,000.00		20,624.57 DR
30/11/2022	CREDIT INTEREST PAID		0.16		20,624.73 DR
02/12/2022	ANZ INTERNET BANKING FUNDS TFER TRANSFER 973142 FROM 484954504 [ANZ INTERNET BANKING FUNDS TFER TRANSFER 973142 TO 012012154985631]			10,000.00	10,624.73 DR
02/12/2022	ANZ INTERNET BANKING FUNDS TFER TRANSFER 975068 FROM 351043707		78.75		10,703.48 DR
02/12/2022	ANZ INTERNET BANKING FUNDS TFER TRANSFER 974944 FROM 351043707		197.89		10,901.37 DR
02/12/2022	ANZ INTERNET BANKING FUNDS TFER TRANSFER 975167 FROM 351043707		1,000.00		11,901.37 DR
09/12/2022	ANZ INTERNET BANKING FUNDS TFER TRANSFER 696580 FROM 351043707		78.75		11,980.12 DR
09/12/2022	ANZ INTERNET BANKING FUNDS TFER TRANSFER 696467 FROM 351043707		197.89		12,178.01 DR
09/12/2022	ANZ INTERNET BANKING FUNDS TFER TRANSFER 696675 FROM 351043707		1,000.00		13,178.01 DR
16/12/2022	ANZ INTERNET BANKING FUNDS TFER TRANSFER 786265 FROM 351043707		78.75		13,256.76 DR
16/12/2022	ANZ INTERNET BANKING FUNDS TFER TRANSFER 786152 FROM 351043707		197.89		13,454.65 DR
16/12/2022	ANZ INTERNET BANKING FUNDS TFER TRANSFER 786350 FROM 351043707		1,000.00		14,454.65 DR
23/12/2022	ANZ INTERNET BANKING FUNDS TFER TRANSFER 623437 FROM 351043707		78.75		14,533.40 DR
23/12/2022	ANZ INTERNET BANKING FUNDS TFER TRANSFER 623312 FROM 351043707		197.89		14,731.29 DR
23/12/2022	ANZ INTERNET BANKING FUNDS TFER TRANSFER 623547 FROM 351043707		1,000.00		15,731.29 DR
30/12/2022	ANZ INTERNET BANKING FUNDS TFER TRANSFER 503759 FROM 351043707		78.75		15,810.04 DR
30/12/2022	ANZ INTERNET BANKING FUNDS TFER TRANSFER 503687 FROM 351043707		197.89		16,007.93 DR
30/12/2022	TRANSFER FROM CMC MARKETS STOC 23816514		10,000.11		26,008.04 DR
30/12/2022	CREDIT INTEREST PAID		0.11		26,008.15 DR
13/01/2023	ANZ INTERNET BANKING FUNDS TFER TRANSFER 106212 FROM 351043707		78.75		26,086.90 DR
13/01/2023	ANZ INTERNET BANKING FUNDS TFER TRANSFER 104530 FROM 351043707		78.75		26,165.65 DR
13/01/2023	ANZ INTERNET BANKING FUNDS TFER TRANSFER 106181 FROM 351043707		197.89		26,363.54 DR
13/01/2023	ANZ INTERNET BANKING FUNDS TFER TRANSFER 104510 FROM 351043707		197.89		26,561.43 DR
19/01/2023	ANZ INTERNET BANKING FUNDS TFER TRANSFER 207990 FROM 484954504 [ANZ INTERNET BANKING FUNDS TFER TRANSFER 207990 TO 012012154985631]			15,000.00	11,561.43 DR
20/01/2023	ANZ INTERNET BANKING FUNDS TFER TRANSFER 771305 FROM 351043707		78.75		11,640.18 DR
20/01/2023	ANZ INTERNET BANKING FUNDS TFER TRANSFER 771206 FROM 351043707		197.89		11,838.07 DR
27/01/2023	ANZ INTERNET BANKING FUNDS TFER TRANSFER 263954 FROM 351043707		78.75		11,916.82 DR
27/01/2023	ANZ INTERNET BANKING FUNDS TFER TRANSFER 263869 FROM 351043707		197.89		12,114.71 DR
31/01/2023	CREDIT INTEREST PAID		0.19		12,114.90 DR
03/02/2023	ANZ INTERNET BANKING FUNDS TFER TRANSFER 178406 FROM 351043707		78.75		12,193.65 DR
03/02/2023	ANZ INTERNET BANKING FUNDS TFER		197.89		12,391.54 DR

## John & Donna Larder Superannuation Fund

# General Ledger

As at 30 June 2023

Transaction Date	Description	Units	Debit	Credit	Balance \$
	TRANSFER 178108 FROM 351043707				
10/02/2023	ANZ INTERNET BANKING FUNDS TFER TRANSFER 486211 FROM 351043707		78.75		12,470.29 DR
10/02/2023	ANZ INTERNET BANKING FUNDS TFER TRANSFER 486202 FROM 351043707		197.89		12,668.18 DR
17/02/2023	ANZ INTERNET BANKING FUNDS TFER TRANSFER 644441 FROM 351043707		78.75		12,746.93 DR
17/02/2023	ANZ INTERNET BANKING FUNDS TFER TRANSFER 644347 FROM 351043707		197.89		12,944.82 DR
24/02/2023	ANZ INTERNET BANKING FUNDS TFER TRANSFER 337615 FROM 351043707		78.75		13,023.57 DR
24/02/2023	ANZ INTERNET BANKING FUNDS TFER TRANSFER 337291 FROM 351043707		197.89		13,221.46 DR
24/02/2023	ANZ INTERNET BANKING BPAY TAX OFFICE PAYMENT {357130}			1,317.00	11,904.46 DR
28/02/2023	CREDIT INTEREST PAID		0.09		11,904.55 DR
03/03/2023	ANZ INTERNET BANKING FUNDS TFER TRANSFER 555575 FROM 351043707		78.75		11,983.30 DR
03/03/2023	ANZ INTERNET BANKING FUNDS TFER TRANSFER 555435 FROM 351043707		197.89		12,181.19 DR
10/03/2023	ANZ INTERNET BANKING FUNDS TFER TRANSFER 448442 FROM 351043707		78.75		12,259.94 DR
10/03/2023	ANZ INTERNET BANKING FUNDS TFER TRANSFER 448366 FROM 351043707		197.89		12,457.83 DR
10/03/2023	ANZ INTERNET BANKING FUNDS TFER TRANSFER 448544 FROM 351043707		1,000.00		13,457.83 DR
10/03/2023	ANZ INTERNET BANKING PAYMENT 452384 TO SAM GRECO ACCOUNTANTS			2,640.00	10,817.83 DR
17/03/2023	ANZ INTERNET BANKING FUNDS TFER TRANSFER 928492 FROM 351043707		78.75		10,896.58 DR
17/03/2023	ANZ INTERNET BANKING FUNDS TFER TRANSFER 928448 FROM 351043707		197.89		11,094.47 DR
17/03/2023	ANZ INTERNET BANKING FUNDS TFER TRANSFER 928539 FROM 351043707		1,000.00		12,094.47 DR
23/03/2023	ANZ INTERNET BANKING FUNDS TFER TRANSFER 852105 FROM 351043707		78.75		12,173.22 DR
23/03/2023	ANZ INTERNET BANKING FUNDS TFER TRANSFER 852073 FROM 351043707		197.89		12,371.11 DR
23/03/2023	ANZ INTERNET BANKING FUNDS TFER TRANSFER 852141 FROM 351043707		1,000.00		13,371.11 DR
24/03/2023	CARD ENTRY AT ANZ STRATHPINE BRANCH		513.55		13,884.66 DR
31/03/2023	ANZ INTERNET BANKING FUNDS TFER TRANSFER 321030 FROM 351043707		78.75		13,963.41 DR
31/03/2023	ANZ INTERNET BANKING FUNDS TFER TRANSFER 320926 FROM 351043707		197.89		14,161.30 DR
31/03/2023	ANZ INTERNET BANKING FUNDS TFER TRANSFER 321106 FROM 351043707		1,000.00		15,161.30 DR
31/03/2023	CREDIT INTEREST PAID		0.11		15,161.41 DR
31/03/2023	1 CHEQUE OR MERCHANT DEPOSITS - FEE			0.60	15,160.81 DR
31/03/2023	1 EXCESS STAFF ASSISTED TRANSACTIONS FEE			1.60	15,159.21 DR
31/03/2023	ANZ INTERNET BANKING PAYMENT 342695 TO SUPER AUDITS			330.00	14,829.21 DR
11/04/2023	ANZ INTERNET BANKING FUNDS TFER TRANSFER 370066 FROM 351043707 EFFECTIVE DATE 07 APR 2023		78.75		14,907.96 DR
11/04/2023	ANZ INTERNET BANKING FUNDS TFER TRANSFER 370045 FROM 351043707 EFFECTIVE DATE 07 APR 2023		197.89		15,105.85 DR
11/04/2023	ANZ INTERNET BANKING FUNDS TFER TRANSFER 370081 FROM 351043707 EFFECTIVE DATE 07 APR 2023		1,000.00		16,105.85 DR
14/04/2023	ANZ INTERNET BANKING FUNDS TFER TRANSFER 659858 FROM 351043707		78.75		16,184.60 DR
14/04/2023	ANZ INTERNET BANKING FUNDS TFER TRANSFER 659597 FROM 351043707		197.89		16,382.49 DR

**John & Donna Larder Superannuation Fund**

**General Ledger**

As at 30 June 2023

Transaction Date	Description	Units	Debit	Credit	Balance \$
14/04/2023	ANZ INTERNET BANKING FUNDS TFER TRANSFER 659968 FROM 351043707		1,000.00		17,382.49 DR
21/04/2023	ANZ INTERNET BANKING FUNDS TFER TRANSFER 497881 FROM 351043707		78.75		17,461.24 DR
21/04/2023	ANZ INTERNET BANKING FUNDS TFER TRANSFER 497549 FROM 351043707		197.89		17,659.13 DR
21/04/2023	ANZ INTERNET BANKING FUNDS TFER TRANSFER 498144 FROM 351043707		1,000.00		18,659.13 DR
28/04/2023	ANZ INTERNET BANKING FUNDS TFER TRANSFER 990402 FROM 351043707		78.75		18,737.88 DR
28/04/2023	ANZ INTERNET BANKING FUNDS TFER TRANSFER 990304 FROM 351043707		197.89		18,935.77 DR
28/04/2023	ANZ INTERNET BANKING FUNDS TFER TRANSFER 990474 FROM 351043707		1,000.00		19,935.77 DR
28/04/2023	CREDIT INTEREST PAID		0.12		19,935.89 DR
05/05/2023	ANZ INTERNET BANKING FUNDS TFER TRANSFER 156234 FROM 351043707		78.75		20,014.64 DR
05/05/2023	ANZ INTERNET BANKING FUNDS TFER TRANSFER 156163 FROM 351043707		197.89		20,212.53 DR
05/05/2023	ANZ INTERNET BANKING FUNDS TFER TRANSFER 156292 FROM 351043707		1,000.00		21,212.53 DR
15/05/2023	ANZ INTERNET BANKING BPAY TAX OFFICE PAYMENT {316551} EFFECTIVE DATE 13 MAY 2023			2,434.18	18,778.35 DR
15/05/2023	ANZ INTERNET BANKING FUNDS TFER TRANSFER 311323 FROM 351043707 EFFECTIVE DATE 13 MAY 2023		78.75		18,857.10 DR
15/05/2023	ANZ INTERNET BANKING FUNDS TFER TRANSFER 311284 FROM 351043707 EFFECTIVE DATE 13 MAY 2023		197.89		19,054.99 DR
15/05/2023	ANZ INTERNET BANKING FUNDS TFER TRANSFER 311399 FROM 351043707 EFFECTIVE DATE 13 MAY 2023		1,000.00		20,054.99 DR
19/05/2023	ANZ INTERNET BANKING FUNDS TFER TRANSFER 734208 FROM 351043707		78.75		20,133.74 DR
19/05/2023	ANZ INTERNET BANKING FUNDS TFER TRANSFER 734069 FROM 351043707		197.89		20,331.63 DR
19/05/2023	ANZ INTERNET BANKING FUNDS TFER TRANSFER 734324 FROM 351043707		1,000.00		21,331.63 DR
19/05/2023	ANZ INTERNET BANKING BPAY TAX OFFICE PAYMENT {736158}			1,317.00	20,014.63 DR
26/05/2023	ANZ INTERNET BANKING FUNDS TFER TRANSFER 317138 FROM 351043707		78.75		20,093.38 DR
26/05/2023	ANZ INTERNET BANKING FUNDS TFER TRANSFER 316849 FROM 351043707		197.89		20,291.27 DR
26/05/2023	ANZ INTERNET BANKING FUNDS TFER TRANSFER 317460 FROM 351043707		1,000.00		21,291.27 DR
31/05/2023	CREDIT INTEREST PAID		0.19		21,291.46 DR
02/06/2023	ANZ INTERNET BANKING FUNDS TFER TRANSFER 181079 FROM 351043707		78.75		21,370.21 DR
02/06/2023	ANZ INTERNET BANKING FUNDS TFER TRANSFER 181082 FROM 351043707		197.89		21,568.10 DR
02/06/2023	ANZ INTERNET BANKING FUNDS TFER TRANSFER 181088 FROM 351043707		1,000.00		22,568.10 DR
02/06/2023	ANZ INTERNET BANKING BPAY AUDIT SHIELD {644350}			340.00	22,228.10 DR
09/06/2023	ANZ INTERNET BANKING FUNDS TFER TRANSFER 876138 FROM 351043707		78.75		22,306.85 DR
09/06/2023	ANZ INTERNET BANKING FUNDS TFER TRANSFER 876124 FROM 351043707		197.89		22,504.74 DR
09/06/2023	ANZ INTERNET BANKING FUNDS TFER TRANSFER 876132 FROM 351043707		1,000.00		23,504.74 DR
16/06/2023	ANZ INTERNET BANKING FUNDS TFER TRANSFER 594690 FROM 351043707		1,000.00		24,504.74 DR
16/06/2023	ANZ INTERNET BANKING FUNDS TFER TRANSFER 594692 FROM 351043707		197.89		24,702.63 DR
16/06/2023	ANZ INTERNET BANKING FUNDS TFER TRANSFER 594680 FROM 351043707		78.75		24,781.38 DR
23/06/2023	ANZ INTERNET BANKING FUNDS TFER		197.89		24,979.27 DR

# John & Donna Larder Superannuation Fund

## General Ledger

As at 30 June 2023

Transaction Date	Description	Units	Debit	Credit	Balance \$
	TRANSFER 352842 FROM 351043707				
23/06/2023	ANZ INTERNET BANKING FUNDS TFER TRANSFER 352845 FROM 351043707		78.75		25,058.02 DR
26/06/2023	ANZ INTERNET BANKING FUNDS TFER TRANSFER 575908 FROM 351043707		27,500.00		52,558.02 DR
26/06/2023	ANZ INTERNET BANKING FUNDS TFER TRANSFER 575948 FROM 351043707		27,500.00		80,058.02 DR
30/06/2023	TRANSFER 447235 FROM 351043707		78.75		80,136.77 DR
30/06/2023	TRANSFER 447150 FROM 351043707		197.89		80,334.66 DR
30/06/2023	TRANSFER 446613 TO 014209531185235			870.00	79,464.66 DR
30/06/2023	CREDIT INTEREST PAID		0.25		79,464.91 DR
			<b>121,177.17</b>	<b>46,252.38</b>	<b>79,464.91 DR</b>
	<u>ANZ E*Trade Cash Inv Account 1827-63323 (ANZE182763323)</u>				
01/07/2022	Opening Balance				10,000.11 DR
30/12/2022	TRANSFER FROM CMC MARKETS STOC 23816514			10,000.11	0.00 DR
				<b>10,000.11</b>	<b>0.00 DR</b>
	<u>Cash - Wealth+ Portfolio (MBL979067592)</u>				
01/07/2022	Opening Balance				512.08 DR
24/03/2023	CARD ENTRY AT ANZ STRATHPINE BRANCH			512.08	0.00 DR
				<b>512.08</b>	<b>0.00 DR</b>
	<b>Distributions Receivable (61800)</b>				
	<u>Distribution Receivable (00023)</u>				
01/07/2022	Opening Balance				8,141.45 DR
13/07/2022	DIVIDEND FROM IHD PAYMENT JUL22/00804366			1,285.08	6,856.37 DR
13/07/2022	DIVIDEND FROM IOZ PAYMENT JUL22/00875100 [System Matched Income Data]			2,526.69	4,329.68 DR
15/07/2022	DIVIDEND FROM FANG PAYMENT JUL22/00809899			2,172.37	2,157.31 DR
18/07/2022	DIVIDEND FROM GAME DST 001279425013			18.25	2,139.06 DR
18/07/2022	DIVIDEND FROM DRIV DST 001279191446			39.16	2,099.90 DR
18/07/2022	DIVIDEND FROM VGE PAYMENT JUL22/00814166			241.98	1,857.92 DR
18/07/2022	DIVIDEND FROM VGS PAYMENT JUL22/00859068			545.05	1,312.87 DR
18/07/2022	DIVIDEND FROM NDQ DST JUNE 001279665942			1,312.87	0.00 DR
				<b>8,141.45</b>	<b>0.00 DR</b>
	<u>Betashares Nasdaq 100 Etf (NDQ.AX1)</u>				
30/06/2023	Distribution Receivable - BETASHARES NASDAQ 100 ETF		1,220.99		1,220.99 DR
			<b>1,220.99</b>		<b>1,220.99 DR</b>
	<b>Dividends Receivable (62000)</b>				
	<u>Ishares Core S&amp;p/asx 200 Etf (IOZ.AX)</u>				
30/06/2023	IOZ.AX Year End Accrual		0.01		0.01 DR
			<b>0.01</b>		<b>0.01 DR</b>
	<b>Managed Investments (Australian) (74700)</b>				
	<u>Morgans Wealth Plus portfolio (MorgansWealth+)</u>				
01/07/2022	Opening Balance	1.00			0.00 DR

# John & Donna Larder Superannuation Fund

## General Ledger

As at 30 June 2023

Transaction Date	Description	Units	Debit	Credit	Balance \$
		<b>1.00</b>			<b>0.00 DR</b>
<b>Shares in Listed Companies (Australian) (77600)</b>					
<u>Australian Finance Group Ltd (AFG.AX)</u>					
06/09/2022	SHARE TRADE WITHDRAWAL TO CMC MARKETS STOC C20225797	2,634.00	4,958.70		4,958.70 DR
14/04/2023	TRANSFER FROM CMC MARKETS STOC C22325156	(2,634.00)		4,958.70	0.00 DR
		<b>0.00</b>	<b>4,958.70</b>	<b>4,958.70</b>	<b>0.00 DR</b>
<u>Brainchip Holdings Ltd (BRN.AX)</u>					
01/07/2022	Opening Balance	6,627.00			5,301.60 DR
30/06/2023	Revaluation - 30/06/2023 @ \$0.365000 (Custom) - 6,627.000000 Units on hand			2,882.74	2,418.86 DR
		<b>6,627.00</b>		<b>2,882.74</b>	<b>2,418.86 DR</b>
<u>Clarity Pharmaceuticals Ltd (CU6.AX)</u>					
01/07/2022	Opening Balance	12,018.00			6,129.18 DR
15/09/2022	TRANSFER FROM CMC MARKETS STOC C20315646	(12,018.00)		9,819.62	3,690.44 CR
15/09/2022	Unrealised Gain writeback as at 15/09/2022		3,690.44		0.00 DR
		<b>0.00</b>	<b>3,690.44</b>	<b>9,819.62</b>	<b>0.00 DR</b>
<u>EBR Systems Inc. (EBR.AX)</u>					
30/05/2023	SHARE TRADE WITHDRAWAL TO CMC MARKETS STOC C22751956	5,263.00	6,010.82		6,010.82 DR
31/05/2023	SHARE TRADE WITHDRAWAL TO CMC MARKETS STOC C22768484	3,937.00	5,010.99		11,021.81 DR
30/06/2023	Revaluation - 30/06/2023 @ \$0.895000 (Custom) - 9,200.000000 Units on hand			2,787.81	8,234.00 DR
		<b>9,200.00</b>	<b>11,021.81</b>	<b>2,787.81</b>	<b>8,234.00 DR</b>
<u>Immutep Limited (IMM.AX)</u>					
01/07/2022	Opening Balance	15,091.00			4,376.39 DR
30/06/2023	Revaluation - 30/06/2023 @ \$0.300000 (Custom) - 15,091.000000 Units on hand		150.91		4,527.30 DR
		<b>15,091.00</b>	<b>150.91</b>		<b>4,527.30 DR</b>
<u>Ishares Core S&amp;p/asx 200 Etf (IOZ.AX)</u>					
01/07/2022	Opening Balance	4,118.00			112,339.04 DR
14/04/2023	TRANSFER FROM CMC MARKETS STOC C22325042 (Auto reprocessed due to distribution entered / deleted on 30/06/2023)	(4,118.00)		119,960.92	7,621.88 CR
14/04/2023	Unrealised Gain writeback as at 14/04/2023		7,621.88		0.00 DR
		<b>0.00</b>	<b>7,621.88</b>	<b>119,960.92</b>	<b>0.00 DR</b>
<u>Lovisa Holdings Limited (LOV.AX)</u>					
01/07/2022	Opening Balance	374.00			5,164.94 DR
14/04/2023	TRANSFER FROM CMC MARKETS STOC C22325140	(374.00)		4,980.07	184.87 DR
14/04/2023	Unrealised Gain writeback as at 14/04/2023			184.87	0.00 DR
		<b>0.00</b>		<b>5,164.94</b>	<b>0.00 DR</b>
<u>New Hope Corporation Limited (NHC.AX)</u>					
23/01/2023	SHARE TRADE WITHDRAWAL TO CMC MARKETS STOC C21522261	1,208.00	7,956.85		7,956.85 DR
14/04/2023	TRANSFER FROM CMC MARKETS STOC C22325254	(1,208.00)		7,956.85	0.00 DR
		<b>0.00</b>	<b>7,956.85</b>	<b>7,956.85</b>	<b>0.00 DR</b>

# John & Donna Larder Superannuation Fund

## General Ledger

As at 30 June 2023

Transaction Date	Description	Units	Debit	Credit	Balance \$
<u>Pilbara Minerals Limited (PLS.AX)</u>					
25/01/2023	SHARE TRADE WITHDRAWAL TO CMC MARKETS STOC C21550162	1,037.00	5,004.16		5,004.16 DR
31/05/2023	TRANSFER FROM CMC MARKETS STOC C22768470	(1,037.00)		5,004.16	0.00 DR
		<b>0.00</b>	<b>5,004.16</b>	<b>5,004.16</b>	<b>0.00 DR</b>
<u>Peoplein Limited (PPE.AX)</u>					
06/09/2022	SHARE TRADE WITHDRAWAL TO CMC MARKETS STOC C20225831	1,375.00	4,981.72		4,981.72 DR
14/04/2023	TRANSFER FROM CMC MARKETS STOC C22325227	(1,375.00)		4,981.72	0.00 DR
		<b>0.00</b>	<b>4,981.72</b>	<b>4,981.72</b>	<b>0.00 DR</b>
<u>South32 Limited (S32.AX)</u>					
24/01/2023	SHARE TRADE WITHDRAWAL TO CMC MARKETS STOC C21535383	1,746.00	8,007.68		8,007.68 DR
14/04/2023	TRANSFER FROM CMC MARKETS STOC C22325193	(1,746.00)		8,007.68	0.00 DR
		<b>0.00</b>	<b>8,007.68</b>	<b>8,007.68</b>	<b>0.00 DR</b>
<u>Sandfire Resources Limited (SFR.AX)</u>					
15/09/2022	SHARE TRADE WITHDRAWAL TO CMC MARKETS STOC C20316142	227.00	1,022.84		1,022.84 DR
15/09/2022	SHARE TRADE WITHDRAWAL TO CMC MARKETS STOC C20316227	2,242.00	9,919.50		10,942.34 DR
31/01/2023	SHARE TRADE WITHDRAWAL TO CMC MARKETS STOC C21595625	430.00	2,806.00		13,748.34 DR
19/05/2023	TRANSFER FROM CMC MARKETS STOC C22662735	(2,899.00)		13,748.34	0.00 DR
		<b>0.00</b>	<b>13,748.34</b>	<b>13,748.34</b>	<b>0.00 DR</b>
<u>Santos Limited (STO.AX)</u>					
06/09/2022	SHARE TRADE WITHDRAWAL TO CMC MARKETS STOC C20225890	1,028.00	7,961.73		7,961.73 DR
14/04/2023	TRANSFER FROM CMC MARKETS STOC C22325223	(1,028.00)		7,961.73	0.00 DR
		<b>0.00</b>	<b>7,961.73</b>	<b>7,961.73</b>	<b>0.00 DR</b>
<u>Tabcorp Holdings Limited (TAH.AX)</u>					
01/07/2022	Opening Balance	3,864.00			4,115.16 DR
15/09/2022	TRANSFER FROM CMC MARKETS STOC C20315581	(3,684.00)		3,758.28	356.88 DR
15/09/2022	Unrealised Gain writeback as at 15/09/2022			165.18	191.70 DR
17/01/2023	SHARE TRADE WITHDRAWAL TO CMC MARKETS STOC C21458906	9,009.00	10,006.45		10,198.15 DR
14/04/2023	TRANSFER FROM CMC MARKETS STOC C22325086	(9,189.00)		10,190.08	8.07 DR
14/04/2023	Unrealised Gain writeback as at 14/04/2023			8.07	0.00 DR
		<b>0.00</b>	<b>10,006.45</b>	<b>14,121.61</b>	<b>0.00 DR</b>
<u>Telix Pharmaceuticals Limited (TLX.AX)</u>					
01/07/2022	Opening Balance	1,214.00			5,499.42 DR
30/06/2023	Revaluation - 30/06/2023 @ \$11.370000 (Custom) - 1,214.000000 Units on hand		8,303.76		13,803.18 DR
		<b>1,214.00</b>	<b>8,303.76</b>		<b>13,803.18 DR</b>
<b>Shares in Listed Companies (Overseas) (77700)</b>					
<u>Western Uranium &amp; Vanadium Corp. (WUC)</u>					
01/07/2022	Opening Balance	440.00			567.60 DR
30/06/2023	Revaluation - 30/06/2023 @ \$1.132900 (Exit) - 440.000000 Units on hand			69.12	498.48 DR
		<b>440.00</b>		<b>69.12</b>	<b>498.48 DR</b>



# John & Donna Larder Superannuation Fund

## General Ledger

As at 30 June 2023

Transaction Date	Description	Units	Debit	Credit	Balance \$
<b>Shares in Unlisted Private Companies (Australian) (77800)</b>					
Neon Capital Ltd (NEONCAP)					
01/07/2022	Opening Balance	1,050.00			0.00 DR
		<b>1,050.00</b>			<b>0.00 DR</b>
<b>Units in Listed Unit Trusts (Australian) (78200)</b>					
Betashares Global Banks Etf - Currency Hedged (BNKS.AX)					
01/07/2022	Opening Balance	7,014.00			40,751.34 DR
02/06/2023	TRANSFER FROM CMC MARKETS STOC C22795964 (Auto reprocessed due to distribution entered / deleted on 30/06/2023)	(7,014.00)		49,783.96	9,032.62 CR
02/06/2023	Unrealised Gain writeback as at 02/06/2023		9,032.62		0.00 DR
		<b>0.00</b>	<b>9,032.62</b>	<b>49,783.96</b>	<b>0.00 DR</b>
Betashares Electric Vehicles And Ftr Mobility Etf (DRIV.AX)					
01/07/2022	Opening Balance	916.00			7,804.32 DR
30/05/2023	TRANSFER FROM CMC MARKETS STOC C22751911	(916.00)		9,894.43	2,090.11 CR
30/05/2023	Unrealised Gain writeback as at 30/05/2023		2,090.11		0.00 DR
		<b>0.00</b>	<b>2,090.11</b>	<b>9,894.43</b>	<b>0.00 DR</b>
Global X Fang+ Etf (FANG.AX1)					
01/07/2022	Opening Balance	3,165.00			37,505.25 DR
19/05/2023	TRANSFER FROM CMC MARKETS STOC C22661567	(3,165.00)		49,871.90	12,366.65 CR
19/05/2023	Unrealised Gain writeback as at 19/05/2023		12,366.65		0.00 DR
		<b>0.00</b>	<b>12,366.65</b>	<b>49,871.90</b>	<b>0.00 DR</b>
Betashares Video Games And Esports Etf (GAME.AX)					
01/07/2022	Opening Balance	815.00			7,661.00 DR
30/05/2023	TRANSFER FROM CMC MARKETS STOC C22751881	(815.00)		9,976.10	2,315.10 CR
30/05/2023	Unrealised Gain writeback as at 30/05/2023		2,315.10		0.00 DR
		<b>0.00</b>	<b>2,315.10</b>	<b>9,976.10</b>	<b>0.00 DR</b>
Ishares S&p/asx Div Opportunities Esg Screened Etf (IHD.AX)					
01/07/2022	Opening Balance	4,465.00			57,107.35 DR
14/04/2023	TRANSFER FROM CMC MARKETS STOC C22325068	(4,465.00)		59,803.04	2,695.69 CR
14/04/2023	Unrealised Gain writeback as at 14/04/2023		2,695.69		0.00 DR
		<b>0.00</b>	<b>2,695.69</b>	<b>59,803.04</b>	<b>0.00 DR</b>
Betashares Future Of Payments Etf (IPAY.AX)					
01/07/2022	Opening Balance	862.00			7,068.40 DR
30/05/2023	TRANSFER FROM CMC MARKETS STOC C22751768	(862.00)		9,958.81	2,890.41 CR
30/05/2023	Unrealised Gain writeback as at 30/05/2023		2,890.41		0.00 DR
		<b>0.00</b>	<b>2,890.41</b>	<b>9,958.81</b>	<b>0.00 DR</b>
Betashares Nasdaq 100 Etf (NDQ.AX1)					
01/07/2022	Opening Balance	1,560.00			41,667.60 DR
30/06/2023	Revaluation - 30/06/2023 @ \$35.240000 (Custom) - 1,560.000000 Units on hand		13,306.80		54,974.40 DR
		<b>1,560.00</b>	<b>13,306.80</b>		<b>54,974.40 DR</b>

# John & Donna Larder Superannuation Fund

## General Ledger

As at 30 June 2023

Transaction Date	Description	Units	Debit	Credit	Balance \$
<u>Vanguard Ftse Emerging Markets Shares Etf (VGE.AX)</u>					
01/07/2022	Opening Balance	655.00			43,878.45 DR
02/06/2023	TRANSFER FROM CMC MARKETS STOC C22795992 (Auto reprocessed due to distribution entered / deleted on 30/06/2023)	(655.00)		49,982.58	6,104.13 CR
02/06/2023	Unrealised Gain writeback as at 02/06/2023		6,104.13		0.00 DR
		<b>0.00</b>	<b>6,104.13</b>	<b>49,982.58</b>	<b>0.00 DR</b>
<u>Vanguard Msci Index International Shares Etf (VGS.AX)</u>					
01/07/2022	Opening Balance	994.00			88,287.08 DR
14/04/2023	TRANSFER FROM CMC MARKETS STOC C22322987	(994.00)		99,937.23	11,650.15 CR
14/04/2023	Unrealised Gain writeback as at 14/04/2023		11,650.15		0.00 DR
		<b>0.00</b>	<b>11,650.15</b>	<b>99,937.23</b>	<b>0.00 DR</b>
<b>GST Payable/Refundable (84000)</b>					
<u>GST Payable/Refundable (84000)</u>					
01/07/2022	Opening Balance				56.67 DR
01/07/2022	Clear GST Account			56.67	0.00 DR
				<b>56.67</b>	<b>0.00 DR</b>
<b>Income Tax Payable/Refundable (85000)</b>					
<u>Income Tax Payable/Refundable (85000)</u>					
01/07/2022	Opening Balance				2,175.18 CR
01/07/2022	2022 Income Tax		2,175.18		0.00 DR
18/11/2022	ANZ INTERNET BANKING BPAY TAX OFFICE PAYMENT {179584}		1,317.00		1,317.00 DR
24/02/2023	ANZ INTERNET BANKING BPAY TAX OFFICE PAYMENT {357130}		1,317.00		2,634.00 DR
19/05/2023	ANZ INTERNET BANKING BPAY TAX OFFICE PAYMENT {736158}		1,317.00		3,951.00 DR
30/06/2023	June 23 QTR PAYGI		2,835.00		6,786.00 DR
30/06/2023	Create Entries - Franking Credits Adjustment - 30/06/2023		3,473.79		10,259.79 DR
30/06/2023	Create Entries - Foreign Credits Adjustment - 30/06/2023		388.97		10,648.76 DR
30/06/2023	Create Entries - Income Tax Expense - 30/06/2023			17,788.20	7,139.44 CR
			<b>12,823.94</b>	<b>17,788.20</b>	<b>7,139.44 CR</b>
<b>Creditors - ATO (88010)</b>					
<u>Creditors - ATO (88010)</u>					
01/07/2022	2022 Income Tax			685.00	685.00 CR
01/07/2022	2022 Income Tax			1,749.18	2,434.18 CR
01/07/2022	Clear GST Account		56.67		2,377.51 CR
25/08/2022	ANZ INTERNET BANKING BPAY TAX OFFICE PAYMENT {307326}		685.00		1,692.51 CR
15/05/2023	ANZ INTERNET BANKING BPAY TAX OFFICE PAYMENT {316551} EFFECTIVE DATE 13 MAY 2023		2,434.18		741.67 DR
30/06/2023	June 23 QTR PAYGI			2,835.00	2,093.33 CR
			<b>3,175.85</b>	<b>5,269.18</b>	<b>2,093.33 CR</b>

**Total Debits: 1,396,167.55**

**Total Credits: 1,396,167.55**

John & Donna Larder Superannuation Fund  
**Statement of Financial Position**

As at 30 June 2023

	Note	2023 \$	2022 \$
<b>Assets</b>			
<b>Investments</b>			
Shares in Listed Companies (Australian)	2	28,983.34	142,925.73
Shares in Listed Companies (Overseas)	3	498.48	567.60
Units in Listed Unit Trusts (Australian)	4	54,974.40	331,730.79
<b>Total Investments</b>		<u>84,456.22</u>	<u>475,224.12</u>
<b>Other Assets</b>			
ANZ E*Trade Cash Inv Account 1827-63323		0.00	10,000.11
Cash at Bank - ANZ Acc 4849-54504		79,464.91	4,540.12
Cash - Wealth+ Portfolio		0.00	512.08
Distributions Receivable		1,220.99	8,141.45
ANZ Cash Investment Account *5631		501,834.16	600.29
Dividends Receivable		0.01	0.00
GST Refundable		0.00	56.67
<b>Total Other Assets</b>		<u>582,520.07</u>	<u>23,850.72</u>
<b>Total Assets</b>		<u>666,976.29</u>	<u>499,074.84</u>
Less:			
<b>Liabilities</b>			
Income Tax Payable		7,139.44	2,175.18
Creditors - ATO		2,093.33	0.00
<b>Total Liabilities</b>		<u>9,232.77</u>	<u>2,175.18</u>
<b>Net assets available to pay benefits</b>		<u>657,743.52</u>	<u>496,899.66</u>
Represented by:			
<b>Liability for accrued benefits allocated to members' accounts</b>	6, 7		
Larder, Donna - Accumulation		243,650.61	196,016.32
Larder, John - Accumulation		367,362.94	257,387.36
Larder, John - Pension (Transition to Retirement Pension)		(20.03)	43,495.98
Contribution and Investment Reserves		46,750.00	0.00
<b>Total Liability for accrued benefits allocated to members' accounts</b>		<u>657,743.52</u>	<u>496,899.66</u>

The accompanying notes form part of these financial statements.

Refer to compilation report

# John & Donna Larder Superannuation Fund

## Operating Statement

For the year ended 30 June 2023

	Note	2023	2022
		\$	\$
<b>Income</b>			
<b>Investment Income</b>			
Trust Distributions	10	11,467.69	8,121.11
Dividends Received	9	1,646.10	10,339.67
Interest Received		11.66	206.97
<b>Investment Gains</b>			
Changes in Market Values	11	55,433.69	(47,800.68)
<b>Contribution Income</b>			
Employer Contributions		107,371.64	46,963.40
Personal Concessional		0.00	8,036.60
Personal Non Concessional		3,290.28	4,029.92
Other Contributions		0.00	(20.00)
<b>Total Income</b>		<u>179,221.06</u>	<u>29,876.99</u>
<b>Expenses</b>			
Accountancy Fees		2,640.00	1,210.00
ATO Supervisory Levy		259.00	259.00
Auditor's Remuneration		330.00	330.00
Morgans Wealth Plus fees		0.00	773.06
Bank Charges		12.76	6.27
Insurance		340.00	320.00
		<u>3,581.76</u>	<u>2,898.33</u>
<b>Member Payments</b>			
Pensions Paid		870.00	10,000.00
<b>Total Expenses</b>		<u>4,451.76</u>	<u>12,898.33</u>
<b>Benefits accrued as a result of operations before income tax</b>			
		<u>174,769.30</u>	<u>16,978.66</u>
Income Tax Expense	12	13,925.44	6,654.18
<b>Benefits accrued as a result of operations</b>		<u>160,843.86</u>	<u>10,324.48</u>

The accompanying notes form part of these financial statements.

Refer to compilation report



John & Donna Larder Superannuation Fund

# Fund Summary Report

As at 30/06/2023

---

Cannot generate Depreciation Schedule report. ERROR - There is no data. Depreciation Schedule Report cannot be displayed.