



053

THE TRUSTEE JL AND TL TURNER SUPER FUND
 PO BOX 21
 MILING WA 6575

Account Number 06 6519 10109944

Statement Period 21 Jun 2020 - 20 Dec 2020

Closing Balance \$77,277.28 CR

Enquiries 13 2221

Direct Investment Account

If this account has an attached overdraft limit or facility and we send you a statement every 4 or 6 months, we will update your statement preference to every 3 months as part of changes made to the new Banking Code of Practice from 1 July 2019.

Your SMSF Commonwealth Direct Investment Account specifically designed for your Self Managed Super Fund can grow your savings while you plan your next investment. Earn a competitive rate of interest on balances over \$10,000. You can enjoy instant access to your money through ATMs, NetBank, EFTPOS, telephone banking and bank branches.

Name: LOUISA VALE PTY LTD AS TRUSTEES FOR THE
 JL & TL TURNER SUPERANNUATION FUND

Note: Have you checked your statement today? It's easy to find out more information about each of your transactions by logging on to the CommBank App or NetBank. Should you have any questions on fees or see an error please contact us on the details above. Cheque proceeds are available when cleared.


The date of transactions shown here may be different on your other transaction lists (for example, the transaction list that appears on the CommBank app).

Date	Transaction	Debit	Credit	Balance
21 Jun 2020	OPENING BALANCE		604	\$114,305.01 CR
01 Jul	CREDIT INTEREST EARNED on this account to June 30, 2020 is \$1,131.11			
01 Jul	Credit Interest	250/001	14.26	\$114,319.27 CR
07 Jul	Direct Debit 207438 ClearView Wealth 5958282-8134462	998 5,000.00		\$109,319.27 CR
01 Aug	Credit Interest	250/001	14.05	\$109,333.32 CR
07 Aug	Direct Debit 207438 ClearView Wealth 5958282-8203891	998 5,000.00		\$104,333.32 CR
01 Sep	Credit Interest	250/001	13.42	\$104,346.74 CR
07 Sep	Direct Debit 207438 ClearView Wealth 5958282-8272152	998 5,000.00		\$99,346.74 CR
13 Sep	TAX OFFICE PAYMENTS NetBank BPAY 75556 476042329171960	880 2,645.00		\$96,701.74 CR
01 Oct	Credit Interest	250/001	12.18	\$96,713.92 CR
07 Oct	Direct Debit 207438 ClearView Wealth 5958282-8333622	998 5,000.00		\$91,713.92 CR
01 Nov	Credit Interest	250/001	11.81	\$91,725.73 CR
09 Nov	Direct Debit 207438 ClearView Wealth 5958282-8397836	998 5,000.00		\$86,725.73 CR

POSTED

POSTED

(1) 301 1375.00
 307 1045.00



Date	Transaction	Debit	Credit	Balance
19 Nov	TAX OFFICE PAYMENTS NetBank BPAY 75556 476042329171960	2,035.00		\$84,690.73 CR
01 Dec	Credit Interest		6.55	\$84,697.28 CR
07 Dec	Direct Debit 207438 ClearView Wealth 5958282-8465915	5,000.00		\$79,697.28 CR
20 Dec	CARTER WOODGATE NetBank BPAY 59972 203000	2,420.00		\$77,277.28 CR
20 Dec	2020 CLOSING BALANCE			\$77,277.28 CR

Opening balance	-	Total debits	+	Total credits	=	Closing balance
\$114,305.01 CR		\$37,100.00		\$72.27		\$77,277.28 CR

Your Credit Interest Rate Summary

Date	Balance	Standard Credit Interest Rate (p.a.)
20 Dec	Less than \$10,000.00	0.00%
	\$10,000.00 and over	0.05%

Note: interest rates are effective as at the date shown but are subject to change.



STATEMENT OF ACCOUNTS

Statement 10 (Page 1 of 2)

Account Number 06 6519 10109944

Statement Period 21 Dec 2020 - 20 Jun 2021

Closing Balance \$58,040.19 CR

Enquiries 13 2221



053

THE TRUSTEE JL AND TL TURNER SUPER FUND
 PO BOX 21
 MILING WA 6575

(1) 850/001 7468.10 CR
 304. 259.00 DR

Direct Investment Account

If this account has an attached overdraft limit or facility and we send you a statement every 4 or 6 months, we will update your statement preference to every 3 months as part of changes made to the new Banking Code of Practice from 1 July 2019.

Your SMSF Commonwealth Direct Investment Account specifically designed for your Self Managed Super Fund can grow your savings while you plan your next investment. Earn a competitive rate of interest on balances over \$10,000. You can enjoy instant access to your money through ATMs, NetBank, EFTPOS, telephone banking and bank branches.

Name: LOUISA VALE PTY LTD AS TRUSTEES FOR THE
 JL & TL TURNER SUPERANNUATION FUND

Note: Have you checked your statement today? It's easy to find out more information about each of your transactions by logging on to the CommBank App or NetBank. Should you have any questions on fees or see an error please contact us on the details above. Cheque proceeds are available when cleared.


The date of transactions shown here may be different on your other transaction lists (for example, the transaction list that appears on the CommBank app).

Date	Transaction	Debit	Credit	Balance
21 Dec 2020	OPENING BALANCE			\$77,277.28 CR
01 Jan	Credit Interest		250/001 3.39	\$77,280.67 CR
07 Jan	Direct Debit 207438 ClearView Wealth 5958282-8525726	998 5,000.00		\$72,280.67 CR
09 Jan	Audit Certificate Fee	315 30.00		\$72,250.67 CR
01 Feb	Credit Interest		250/001 3.11	\$72,253.78 CR
08 Feb	Direct Debit 207438 ClearView Wealth 5958282-8604023	998 5,000.00		\$67,253.78 CR
01 Mar	Credit Interest		250/001 2.63	\$67,256.41 CR
08 Mar	Direct Debit 207438 ClearView Wealth 5958282-8667869	998 5,000.00		\$62,256.41 CR
01 Apr	Credit Interest		250/001 2.69	\$62,259.10 CR
04 Apr	TAX OFFICE PAYMENTS NetBank BPAY 75556 001476042329170560	850/004 2,035.00		\$60,224.10 CR
07 Apr	Direct Debit 207438 ClearView Wealth 5958282-8728826	998 5,000.00		\$55,224.10 CR
22 Apr	Direct Credit 012721 ATO ATO001100014122698		(1) 7,209.10	\$62,433.20 CR
01 May	Credit Interest		250/001 2.41	\$62,435.61 CR

POSTED

POSTED

4126.93/1.1.2.ZZ258R3 0303MU.R3.S111.D172.L.V06.00.33



Date	Transaction	Debit	Credit	Balance			
18 May	TAX OFFICE PAYMENTS NetBank BPAY 75556 476042329171960	<i>550604</i> 2,035.00		\$60,400.61 CR			
18 May	Direct Credit 166101 L & O TURNER & S FT2113892ZXJ		<i>660</i> 2,637.00	\$63,037.61 CR			
20 May	Direct Debit 368229 HUB24 CUSTODIAL 539126808	<i>5992</i> 5,000.00		\$58,037.61 CR			
01 Jun	Credit Interest		<i>250.58</i> 2.58	\$58,040.19 CR			
20 Jun 2021	CLOSING BALANCE		<i>661</i>	\$58,040.19 CR			
Opening balance		-	Total debits	+	Total credits	=	Closing balance
\$77,277.28 CR			\$29,100.00		\$9,862.91		\$58,040.19 CR

Your Credit Interest Rate Summary

Date	Balance	Standard Credit Interest Rate (p.a.)
20 Jun	Less than \$10,000.00	0.00%
	\$10,000.00 and over	0.05%

Note: Interest rates are effective as at the date shown but are subject to change.

LOUISA VALE PTY LTD AS TRUSTEES FOR THE JL & TL
 TURNER SUPERANNUATION FUND
 376 DUNCAN RD
 BINDI BINDI WA Australia 6574

17 October 2021

Dear LOUISA VALE PTY LTD AS TRUSTEES FOR THE JL & TL TURNER SUPERANNUATION FUND,
 Here's your account information and a list of transactions from 21/06/21-01/07/21.

Account name LOUISA VALE PTY LTD AS TRUSTEES FOR THE JL & TL TURNER SUPERANNUATION FUND
BSB 066519
Account number 10109944
Account type CDIA
Date opened 20/06/2016


(1) 260/001 25000.00 CR
260/002 25000.00 CR

Date	Transaction details	Amount	Balance
21 Jun 2021	Direct Debit 368229 HUB24 CUSTODIAL 552629398	998 -\$5,000.00 DR	\$53,040.19
28 Jun 2021	Direct Credit 166101 L & O TURNER & S Super	(1) \$50,000.00	\$103,040.19
01 Jul 2021	Credit Interest	POSTED 250/001 \$2.52 CR	\$103,042.71 <i>bal</i>

Any pending transactions haven't been included in this list. Proceeds of cheques aren't available until cleared.

If you have questions or need more information, go to commbank.com.au/support.

Yours sincerely,



Brian Moseley
 General Manager, Retail Customer Service

WealthSolutions Investments SMA

Date	Transaction	Debit	Credit	Balance
Louisa Vale Pty Ltd ATF The JL & TL Turner Superannuation Fund WealthSoluti-SMSF (5958282)				
Cash Account				
17-Apr-2020	Withdrawal - Buy(3152435)	\$4,257.11		\$7,524.21
17-Apr-2020	Withdrawal - Buy(3152435)	\$3,285.66		\$4,238.55
01-May-2020	Interest - 01-Apr-2020 - 30-Apr-2020		\$0.93	\$4,239.48
04-May-2020	Withdrawal - Administration Fee	\$113.52		\$4,125.96
04-May-2020	Withdrawal - Ongoing Adviser Service Fee (%)	\$265.87		\$3,860.09
04-May-2020	Withdrawal - Investment Fee	\$38.36		\$3,821.73
07-May-2020	Deposit - Direct Debit CBA JL & TL Turner Superannuation Fund		\$5,000.00	\$8,821.73
08-May-2020	Withdrawal - Upfront Adviser Service Fee	\$128.12		\$8,693.61
11-May-2020	Withdrawal - Buy(3152435)	\$1,086.92		\$7,606.69
11-May-2020	Withdrawal - Buy(3152435)	\$874.26		\$6,732.43
11-May-2020	Withdrawal - Buy(3152435)	\$708.86		\$6,023.57
11-May-2020	Withdrawal - Buy(3152435)	\$708.86		\$5,314.71
11-May-2020	Withdrawal - Buy(3152435)	\$448.94		\$4,865.77
11-May-2020	Withdrawal - Buy(3152435)	\$425.31		\$4,440.46
11-May-2020	Withdrawal - Buy(3152435)	\$236.29		\$4,204.17
11-May-2020	Withdrawal - Buy(3152435)	\$236.29		\$3,967.88
01-Jun-2020	Interest - 01-May-2020 - 31-May-2020		\$0.99	\$3,968.87
02-Jun-2020	Withdrawal - Administration Fee	\$119.54		\$3,849.33
02-Jun-2020	Withdrawal - Ongoing Adviser Service Fee (%)	\$286.21		\$3,563.12
02-Jun-2020	Withdrawal - Investment Fee	\$41.30		\$3,521.82
09-Jun-2020	Deposit - Direct Debit CBA JL & TL Turner Superannuation Fund		\$5,000.00	\$8,521.82
10-Jun-2020	Withdrawal - Upfront Adviser Service Fee	\$128.12		\$8,393.70
11-Jun-2020	Withdrawal - Buy(3152435)	\$1,086.92		\$7,306.78
11-Jun-2020	Withdrawal - Buy(3152435)	\$874.26		\$6,432.52
11-Jun-2020	Withdrawal - Buy(3152435)	\$708.86		\$5,723.66
11-Jun-2020	Withdrawal - Buy(3152435)	\$708.86		\$5,014.80
11-Jun-2020	Withdrawal - Buy(3152435)	\$448.94		\$4,565.86
11-Jun-2020	Withdrawal - Buy(3152435)	\$425.31		\$4,140.55
11-Jun-2020	Withdrawal - Buy(3152435)	\$236.29		\$3,904.26
11-Jun-2020	Withdrawal - Buy(3152435)	\$236.29		\$3,667.97
17-Jun-2020	Interest - Backdated interest payment		\$0.87	\$3,668.84
01-Jul-2020	Interest - 01-Jun-2020 - 30-Jun-2020		\$0.83	\$3,669.67
02-Jul-2020	Withdrawal - Administration Fee	315/999 \$116.10		\$3,553.57
02-Jul-2020	Withdrawal - Ongoing Adviser Service Fee (%)	315/999 \$279.03		\$3,274.54
02-Jul-2020	Withdrawal - Investment Fee	375/999 \$40.34		\$3,234.20
07-Jul-2020	Deposit - Direct Debit CBA JL & TL Turner Superannuation Fund		998 \$5,000.00	\$8,234.20
08-Jul-2020	Withdrawal - Upfront Adviser Service Fee	375/999 \$128.12		\$8,106.08
09-Jul-2020	Withdrawal - Buy(3152435)	75/011 \$1,086.92	1163.519120	\$7,019.16
09-Jul-2020	Withdrawal - Buy(3152435)	75/005 \$874.26	638.043530	\$6,144.90
09-Jul-2020	Withdrawal - Buy(3152435)	75/003 \$708.86	601.747190	\$5,436.04
09-Jul-2020	Withdrawal - Buy(3152435)	75/002 \$708.86	716.681570	\$4,727.18
09-Jul-2020	Withdrawal - Buy(3152435)	75/004 \$448.94	650.966070	\$4,278.24
09-Jul-2020	Withdrawal - Buy(3152435)	75/001 \$425.31	666.156450	\$3,852.93
09-Jul-2020	Withdrawal - Buy(3152435)	75/006 \$236.29	516.557670	\$3,616.64
09-Jul-2020	Withdrawal - Buy(3152435)	75/007 \$236.29	59.921590	\$3,380.35
14-Jul-2020	Deposit - Income BNT0003AU		235/007 \$2,315.40	\$5,695.75
15-Jul-2020	Deposit - Income CVW1890AU		235/011 \$1,482.44	\$7,178.19
15-Jul-2020	Deposit - Income NRM0038AU		233/004 \$491.29	\$7,669.48
15-Jul-2020	Deposit - Income NRM0028AU		234/003 \$3,650.36	\$11,319.84
15-Jul-2020	Deposit - Income NRM0036AU		235/001 \$4,715.28	\$16,035.12
15-Jul-2020	Deposit - Income NRM0030AU		235/002 \$2,363.64	\$18,398.76
17-Jul-2020	Deposit - Income NRM0034AU		235/006 \$1,312.99	\$19,711.75
20-Jul-2020	Withdrawal - Buy(3152435)	75/011 \$3,756.22	375/005 690150	\$15,955.53
20-Jul-2020	Withdrawal - Buy(3152435)	75/005 \$3,021.31	237.130250	\$12,934.22
20-Jul-2020	Withdrawal - Buy(3152435)	75/003 \$2,449.71	2003.380250	\$10,484.51
20-Jul-2020	Withdrawal - Buy(3152435)	75/002 \$2,449.71	2669.10330	\$8,034.80
20-Jul-2020	Withdrawal - Buy(3152435)	75/004 \$1,551.48	1751.557430	\$6,483.32
20-Jul-2020	Withdrawal - Buy(3152435)	75/001 \$1,469.83	1577.707600	\$5,013.49
20-Jul-2020	Withdrawal - Buy(3152435)	75/006 \$816.57	776.532950	\$4,196.92
20-Jul-2020	Withdrawal - Buy(3152435)	75/007 \$816.57	197.520620	\$3,380.35
21-Jul-2020	Deposit - Income NRM0032AU		235/005 \$5,201.39	\$8,581.74
01-Aug-2020	Interest - 01-Jul-2020 - 31-Jul-2020		250/003 \$1.80	\$8,583.54
04-Aug-2020	Withdrawal - Administration Fee	375/999 \$119.59		\$8,463.95
04-Aug-2020	Withdrawal - Ongoing Adviser Service Fee (%)	375/999 \$286.39		\$8,177.56

POSTED

POSTED



Cash Transaction List

01 July 2016 to 30 April 2021

WealthSolutions Investments SMA

Date	Transaction	Debit	Credit	Balance
------	-------------	-------	--------	---------

Louisa Vale Pty Ltd ATF The JL & TL Turner Superannuation Fund WealthSoluti-SMSF (5958282)

Cash Account

04-Aug-2020	Withdrawal - Investment Fee	375/999	\$40.88		\$8,136.68
07-Aug-2020	Deposit - Direct Debit CBA JL & TL Turner Superannuation Fund			999 \$5,000.00	\$13,136.68
10-Aug-2020	Withdrawal - Upfront Adviser Service Fee	375/999	\$128.12		\$13,008.56
11-Aug-2020	Withdrawal - Buy(3152435)	752/011	\$1,086.92	1130.00 930	\$11,921.64
11-Aug-2020	Withdrawal - Buy(3152435)	752/005	\$874.26	631.57 6570	\$11,047.38
11-Aug-2020	Withdrawal - Buy(3152435)	752/003	\$708.86	575.90 000	\$10,338.52
11-Aug-2020	Withdrawal - Buy(3152435)	752/002	\$708.86	711.53 8730	\$9,629.66
11-Aug-2020	Withdrawal - Buy(3152435)	752/004	\$448.94	574.47 890	\$9,180.72
11-Aug-2020	Withdrawal - Buy(3152435)	752/001	\$425.31	433.67 2470	\$8,755.41
11-Aug-2020	Withdrawal - Buy(3152435)	752/006	\$236.29	205.92 4930	\$8,519.12
11-Aug-2020	Withdrawal - Buy(3152435)	752/007	\$236.29	59.50 9360	\$8,282.83
12-Aug-2020	Income - Compensation - Missed Interest			250/003 \$1.68	\$8,284.51
18-Aug-2020	Withdrawal - Buy(3152435)	752/011	\$1,196.32	170.55 7040	\$7,088.19
18-Aug-2020	Withdrawal - Buy(3152435)	752/005	\$962.26	703.66 6190	\$6,125.93
18-Aug-2020	Withdrawal - Buy(3152435)	752/003	\$780.21	633.74 3610	\$5,345.72
18-Aug-2020	Withdrawal - Buy(3152435)	752/002	\$780.21	781.36 4560	\$4,565.51
18-Aug-2020	Withdrawal - Buy(3152435)	752/004	\$494.13	564.92 020	\$4,071.38
18-Aug-2020	Withdrawal - Buy(3152435)	752/001	\$468.13	489.58 5600	\$3,603.25
18-Aug-2020	Withdrawal - Buy(3152435)	752/006	\$260.07	230.06 5360	\$3,343.18
18-Aug-2020	Withdrawal - Buy(3152435)	752/007	\$260.07	61.03 5670	\$3,083.11
01-Sep-2020	Interest - 01-Aug-2020 - 31-Aug-2020			250/003 \$1.42	\$3,084.53
02-Sep-2020	Withdrawal - Administration Fee	375/999	\$122.37		\$2,962.16
02-Sep-2020	Withdrawal - Ongoing Adviser Service Fee (%)	375/999	\$300.70		\$2,661.46
02-Sep-2020	Withdrawal - Investment Fee	375/999	\$43.16		\$2,618.30
04-Sep-2020	Deposit - Managed Fund Sell (BNT0003AU)			491 \$3,634.78 848-9112	\$6,253.08
07-Sep-2020	Deposit - Direct Debit CBA JL & TL Turner Superannuation Fund			999 \$5,000.00	\$11,253.08
08-Sep-2020	Deposit - Managed Fund Sell (NRM0034AU)			491 \$1,826.20 1538-6639	\$13,079.28
08-Sep-2020	Deposit - Managed Fund Sell (NRM0028AU)			491 \$115.86 94.3377	\$13,195.14
08-Sep-2020	Withdrawal - Buy(3152435)	752/001	\$5,598.81	5550.60 1130	\$7,596.33
08-Sep-2020	Withdrawal - Upfront Adviser Service Fee	375/999	\$128.12		\$7,468.21
09-Sep-2020	Withdrawal - Buy(3152435)	752/011	\$1,086.92	1181.06 6130	\$6,381.29
09-Sep-2020	Withdrawal - Buy(3152435)	752/005	\$874.26	661.27 670	\$5,507.03
09-Sep-2020	Withdrawal - Buy(3152435)	752/003	\$708.86	593.95 9720	\$4,798.17
09-Sep-2020	Withdrawal - Buy(3152435)	752/002	\$708.86	710.02 8000	\$4,089.31
09-Sep-2020	Withdrawal - Buy(3152435)	752/004	\$448.94	529.95 2330	\$3,640.37
09-Sep-2020	Withdrawal - Buy(3152435)	752/001	\$425.31	451.02 7360	\$3,215.06
09-Sep-2020	Withdrawal - Buy(3152435)	752/006	\$236.29	203.90 9920	\$2,978.77
09-Sep-2020	Withdrawal - Buy(3152435)	752/007	\$236.29	57.51 9470	\$2,742.48
01-Oct-2020	Interest - 01-Sep-2020 - 30-Sep-2020			250/003 \$0.74	\$2,743.22
02-Oct-2020	Withdrawal - Administration Fee	375/999	\$119.20		\$2,624.02
02-Oct-2020	Withdrawal - Ongoing Adviser Service Fee (%)	375/999	\$295.00		\$2,329.02
02-Oct-2020	Withdrawal - Investment Fee	375/999	\$42.73		\$2,286.29
07-Oct-2020	Deposit - Direct Debit CBA JL & TL Turner Superannuation Fund			999 \$5,000.00	\$7,286.29
08-Oct-2020	Withdrawal - Upfront Adviser Service Fee	375/999	\$128.12		\$7,158.17
09-Oct-2020	Withdrawal - Buy(3152435)	752/011	\$1,086.92	1115.80 2050	\$6,071.25
09-Oct-2020	Withdrawal - Buy(3152435)	752/005	\$874.26	592.55 9320	\$5,196.99
09-Oct-2020	Withdrawal - Buy(3152435)	752/003	\$708.86	572.77 0800	\$4,488.13
09-Oct-2020	Withdrawal - Buy(3152435)	752/002	\$708.86	704.94 3110	\$3,779.27
09-Oct-2020	Withdrawal - Buy(3152435)	752/004	\$448.94	514.18 5830	\$3,330.33
09-Oct-2020	Withdrawal - Buy(3152435)	752/001	\$425.31	438.90 1910	\$2,905.02
09-Oct-2020	Withdrawal - Buy(3152435)	752/006	\$236.29	193.95 0110	\$2,668.73
09-Oct-2020	Withdrawal - Buy(3152435)	752/007	\$236.29	53.04 4000	\$2,432.44
13-Oct-2020	Deposit - Income BNT0003AU			288/007 \$31.36	\$2,463.80
19-Oct-2020	Withdrawal - Buy(3152435)	752/011	\$7.21	7.33 6100	\$2,456.59
19-Oct-2020	Withdrawal - Buy(3152435)	752/005	\$5.80	3.48 5620	\$2,450.79
19-Oct-2020	Withdrawal - Buy(3152435)	752/003	\$4.70	3.80 1670	\$2,446.09
19-Oct-2020	Withdrawal - Buy(3152435)	752/002	\$4.70	4.65 5360	\$2,441.39
19-Oct-2020	Withdrawal - Buy(3152435)	752/004	\$2.98	3.38 9360	\$2,438.41
19-Oct-2020	Withdrawal - Buy(3152435)	752/001	\$2.82	2.85 1970	\$2,435.59
19-Oct-2020	Withdrawal - Buy(3152435)	752/006	\$1.57	1.29 2990	\$2,434.02
19-Oct-2020	Withdrawal - Buy(3152435)	752/007	\$1.57	0.33 9600	\$2,432.45
01-Nov-2020	Interest - 01-Oct-2020 - 31-Oct-2020			250/003 \$0.59	\$2,433.04
04-Nov-2020	Withdrawal - Administration Fee	375/999	\$124.67		\$2,308.37
04-Nov-2020	Withdrawal - Ongoing Adviser Service Fee (%)	375/999	\$312.49		\$1,995.88

POSTED

POSTED

POSTED



Cash Transaction List

01 July 2016 to 30 April 2021

WealthSolutions Investments SMA

Date	Transaction	Debit	Credit	Balance
Louisa Vale Pty Ltd ATF The JL & TL Turner Superannuation Fund WealthSoluti-SMSF (5958282)				

Cash Account

04-Nov-2020	Withdrawal - Investment Fee	375/999	\$45.38		\$1,950.50
09-Nov-2020	Deposit - Direct Debit CBA JL & TL Turner Superannuation Fund			998 \$5,000.00	\$6,950.50
10-Nov-2020	Withdrawal - Upfront Adviser Service Fee	375/999	\$128.12		\$6,822.38
11-Nov-2020	Withdrawal - Buy(3152435)	782/011	\$1,086.92	1094.900730	\$5,735.46
11-Nov-2020	Withdrawal - Buy(3152435)	782/005	\$874.26	598.778600	\$4,861.20
11-Nov-2020	Withdrawal - Buy(3152435)	782/003	\$708.86	525.557670	\$4,152.34
11-Nov-2020	Withdrawal - Buy(3152435)	782/003	\$708.86	701.177220	\$3,443.48
11-Nov-2020	Withdrawal - Buy(3152435)	782/001	\$448.94	498.515340	\$2,994.54
11-Nov-2020	Withdrawal - Buy(3152435)	782/001	\$425.31	421.713630	\$2,569.23
11-Nov-2020	Withdrawal - Buy(3152435)	782/006	\$236.29	179.088300	\$2,332.94
11-Nov-2020	Withdrawal - Buy(3152435)	782/007	\$236.29	49.975680	\$2,096.65
01-Dec-2020	Interest - 01-Nov-2020 - 30-Nov-2020			250/003 \$0.24	\$2,096.89
02-Dec-2020	Withdrawal - Administration Fee	375/999	\$125.09		\$1,971.80
02-Dec-2020	Withdrawal - Ongoing Adviser Service Fee (%)	375/999	\$325.14		\$1,646.66
02-Dec-2020	Withdrawal - Investment Fee	375/999	\$47.28		\$1,599.38
07-Dec-2020	Deposit - Direct Debit CBA JL & TL Turner Superannuation Fund			998 \$5,000.00	\$6,599.38 /
08-Dec-2020	Withdrawal - Buy(3152435)	782/011	\$1,115.50	1070.118380	\$5,483.88
08-Dec-2020	Withdrawal - Buy(3152435)	782/005	\$897.25	614.745960	\$4,586.63
08-Dec-2020	Withdrawal - Buy(3152435)	782/003	\$727.50	526.028610	\$3,859.13
08-Dec-2020	Withdrawal - Buy(3152435)	782/003	\$727.50	718.786330	\$3,131.63
08-Dec-2020	Withdrawal - Buy(3152435)	782/004	\$460.75	484.573580	\$2,670.88
08-Dec-2020	Withdrawal - Buy(3152435)	782/001	\$436.50	446.326780	\$2,234.38
08-Dec-2020	Withdrawal - Buy(3152435)	782/006	\$242.50	184.643860	\$1,991.88
08-Dec-2020	Withdrawal - Buy(3152435)	782/007	\$242.50	50.419910	\$1,749.38
14-Dec-2020	Deposit - Managed Fund Sell (BNT0003AU)			491 \$17.04	\$1,766.42
16-Dec-2020	Deposit - Managed Fund Sell (NRM0034AU)			491 \$17.07	\$1,783.49
16-Dec-2020	Deposit - Managed Fund Sell (NRM0038AU)			491 \$31.92	\$1,815.41
16-Dec-2020	Deposit - Managed Fund Sell (NRM0036AU)			491 \$30.46	\$1,845.87
16-Dec-2020	Deposit - Managed Fund Sell (NRM0028AU)			491 \$51.39	\$1,897.26
16-Dec-2020	Deposit - Managed Fund Sell (NRM0032AU)			491 \$62.26	\$1,959.52
16-Dec-2020	Deposit - Managed Fund Sell (CVW1890AU)			491 \$78.93	\$2,038.45
16-Dec-2020	Deposit - Managed Fund Sell (NRM0030AU)			491 \$50.81	\$2,089.26
01-Jan-2021	Interest - 01-Dec-2020 - 31-Dec-2020			250/003 \$0.18	\$2,089.44 /
05-Jan-2021	Withdrawal - Administration Fee	375/999	\$129.67		\$1,959.77
05-Jan-2021	Withdrawal - Ongoing Adviser Service Fee (%)	375/999	\$338.13		\$1,621.64
05-Jan-2021	Withdrawal - Investment Fee	375/999	\$49.22		\$1,572.42
07-Jan-2021	Deposit - Direct Debit CBA JL & TL Turner Superannuation Fund			998 \$5,000.00	\$6,572.42
11-Jan-2021	Withdrawal - Buy(3152435)	782/011	\$1,115.50	1062.720000	\$5,456.92
11-Jan-2021	Withdrawal - Buy(3152435)	782/005	\$897.25	598.978080	\$4,559.67
11-Jan-2021	Withdrawal - Buy(3152435)	782/003	\$727.50	530.299160	\$3,832.17
11-Jan-2021	Withdrawal - Buy(3152435)	782/003	\$727.50	718.528660	\$3,104.67
11-Jan-2021	Withdrawal - Buy(3152435)	782/004	\$460.75	488.573580	\$2,643.92
11-Jan-2021	Withdrawal - Buy(3152435)	782/001	\$436.50	464.638280	\$2,207.42
11-Jan-2021	Withdrawal - Buy(3152435)	782/006	\$242.50	191.631660	\$1,964.92
11-Jan-2021	Withdrawal - Buy(3152435)	782/007	\$242.50	50.304660	\$1,722.42 /
13-Jan-2021	Deposit - Managed Fund Sell (BNT0003AU)			491 \$18.19	\$1,740.61
15-Jan-2021	Deposit - Managed Fund Sell (NRM0034AU)			491 \$18.55	\$1,759.16
15-Jan-2021	Deposit - Managed Fund Sell (NRM0038AU)			491 \$35.70	\$1,794.86
15-Jan-2021	Deposit - Managed Fund Sell (NRM0028AU)			491 \$55.99	\$1,850.85
15-Jan-2021	Deposit - Managed Fund Sell (NRM0032AU)			491 \$69.87	\$1,920.72
15-Jan-2021	Deposit - Managed Fund Sell (CVW1890AU)			491 \$87.40	\$2,008.12
15-Jan-2021	Deposit - Managed Fund Sell (NRM0036AU)			491 \$33.58	\$2,041.70
15-Jan-2021	Deposit - Managed Fund Sell (NRM0030AU)			491 \$56.29	\$2,097.99
01-Feb-2021	Interest - 01-Jan-2021 - 31-Jan-2021			250/003 \$0.24	\$2,098.23 /
02-Feb-2021	Withdrawal - Administration Fee	375/999	\$131.01		\$1,967.22
02-Feb-2021	Withdrawal - Ongoing Adviser Service Fee (%)	375/999	\$344.94		\$1,622.28
02-Feb-2021	Withdrawal - Investment Fee	375/999	\$50.15		\$1,572.13
08-Feb-2021	Deposit - Direct Debit CBA JL & TL Turner Superannuation Fund			998 \$5,000.00	\$6,572.13
10-Feb-2021	Withdrawal - Buy(3152435)	782/011	\$1,115.50	1061.558970	\$5,456.63
10-Feb-2021	Withdrawal - Buy(3152435)	782/005	\$897.25	580.67640	\$4,559.38
10-Feb-2021	Withdrawal - Buy(3152435)	782/003	\$727.50	521.807200	\$3,831.88
10-Feb-2021	Withdrawal - Buy(3152435)	782/003	\$727.50	717.418830	\$3,104.38
10-Feb-2021	Withdrawal - Buy(3152435)	782/004	\$460.75	488.426300	\$2,643.63
10-Feb-2021	Withdrawal - Buy(3152435)	782/001	\$436.50	459.637800	\$2,207.13 /

WealthSolutions Investments SMA

Date Transaction Debit Credit Balance

Louisa Vale Pty Ltd ATF The JL & TL Turner Superannuation Fund WealthSoluti-SMSF (5958282)

Cash Account

Date	Transaction	Debit	Credit	Balance
15-Feb-2021	Deposit - Managed Fund Sell (BNT0003AU)		691 \$22.28 4-397560	\$2,229.41 782/007
17-Feb-2021	Deposit - Managed Fund Sell (NRM0034AU)		691 \$21.44 16-809300	\$2,250.85 782/006
17-Feb-2021	Deposit - Managed Fund Sell (NRM0036AU)		691 \$39.45 44-666000	\$2,290.30 782/001
17-Feb-2021	Deposit - Managed Fund Sell (NRM0038AU)		691 \$41.68 44-885000	\$2,331.98 782/004
17-Feb-2021	Deposit - Managed Fund Sell (NRM0028AU)		691 \$66.19 47-677150	\$2,398.17 782/003
17-Feb-2021	Deposit - Managed Fund Sell (NRM0032AU)		691 \$81.21 50-739000	\$2,479.38 782/005
17-Feb-2021	Deposit - Managed Fund Sell (CVW1890AU)		691 \$101.63 47-740650	\$2,581.01 782/011
17-Feb-2021	Deposit - Managed Fund Sell (NRM0030AU)		691 \$65.80 65-300170	\$2,646.81 782/002
17-Feb-2021	Withdrawal - Buy(3152435)	782/006 \$242.50 196-811910		\$2,404.31
17-Feb-2021	Withdrawal - Buy(3152435)	782/007 \$242.50 47-950600		\$2,161.81
01-Mar-2021	Interest - 01-Feb-2021 - 28-Feb-2021		250/003 \$0.18	\$2,161.99
02-Mar-2021	Withdrawal - Administration Fee	375/999 \$117.94		\$2,044.05
02-Mar-2021	Withdrawal - Ongoing Adviser Service Fee (%)	375/999 \$309.57		\$1,734.48
02-Mar-2021	Withdrawal - Investment Fee	375/999 \$45.03		\$1,689.45
08-Mar-2021	Deposit - Direct Debit CBA JL & TL Turner Superannuation Fund		998 \$5,000.00	\$6,689.45
10-Mar-2021	Deposit - Managed Fund Sell (NRM0028AU)		691 \$7,393.56 5311-605800	\$14,083.01 782/003
10-Mar-2021	Withdrawal - Buy(3152435)	782/011 \$1,115.50 1032-247660		\$12,967.51
10-Mar-2021	Withdrawal - Buy(3152435)	782/005 \$897.25 607-674300		\$12,070.26
10-Mar-2021	Withdrawal - Buy(3152435)	782/003 \$727.50 515-030030		\$11,342.76
10-Mar-2021	Withdrawal - Buy(3152435)	782/002 \$727.50 731-666600		\$10,615.26
10-Mar-2021	Withdrawal - Buy(3152435)	782/004 \$460.75 690-684130		\$10,154.51
10-Mar-2021	Withdrawal - Buy(3152435)	782/001 \$436.50 456-649670		\$9,718.01
10-Mar-2021	Withdrawal - Buy(3152435)	782/006 \$242.50 193-996090		\$9,475.51
10-Mar-2021	Withdrawal - Buy(3152435)	782/007 \$242.50 53-893680		\$9,233.01
10-Mar-2021	Withdrawal - Buy(3152435)	782/002 \$5,218.32 5308-192710		\$4,014.69
01-Apr-2021	Interest - 01-Mar-2021 - 31-Mar-2021		250/003 \$0.33	\$4,015.02
06-Apr-2021	Withdrawal - Administration Fee	375/999 \$133.92		\$3,881.10
06-Apr-2021	Withdrawal - Ongoing Adviser Service Fee (%)	375/999 \$359.89		\$3,521.21
06-Apr-2021	Withdrawal - Investment Fee	375/999 \$52.19		\$3,469.02
07-Apr-2021	Deposit - Direct Debit CBA JL & TL Turner Superannuation Fund		998 \$5,000.00	\$8,469.02
09-Apr-2021	Withdrawal - Buy(3152435)	782/011 \$1,115.50 1021-655600		\$7,353.52
09-Apr-2021	Withdrawal - Buy(3152435)	782/005 \$897.25 574-155680		\$6,456.27
09-Apr-2021	Withdrawal - Buy(3152435)	782/003 \$727.50 098-560510		\$5,728.77
09-Apr-2021	Withdrawal - Buy(3152435)	782/002 \$727.50 730-208130		\$5,001.27
09-Apr-2021	Withdrawal - Buy(3152435)	782/004 \$460.75 455-219110		\$4,540.52
09-Apr-2021	Withdrawal - Buy(3152435)	782/001 \$436.50 432-916600		\$4,104.02
09-Apr-2021	Withdrawal - Buy(3152435)	782/006 \$242.50 181-969260		\$3,861.52
09-Apr-2021	Withdrawal - Buy(3152435)	782/007 \$242.50 48-6880360		\$3,619.02
12-Apr-2021	Deposit - Income BNT0003AU		250/007 \$18.95	\$3,637.97
30-Apr-2021	Withdrawal - Administration Fee	375/999 \$131.40		\$3,506.57
30-Apr-2021	Withdrawal - Ongoing Adviser Service Fee (%)	375/999 \$357.48		\$3,149.09
30-Apr-2021	Withdrawal - Investment Fee	375/999 \$51.82		\$3,097.27
30-Apr-2021	Withdrawal - Transfer out	998 \$3,097.27		\$0.00
30-Apr-2021	Closing Balance			605 \$0.00

Notes

The total value displayed may not reflect the total value shown in your Portfolio Valuation report due to the exclusion of fees, insurance and tax liabilities; personal assets; personal liabilities; and unsettled trades.

Some transaction descriptions may have been provided by your financial adviser and/or third parties. We believe the data/descriptions are correct at the time of issue, but no responsibility arising in any way for errors is accepted.

Report criteria

The Cash Transaction List includes the following accounts:

Louisa Vale Pty Ltd ATF The JL & TL Turner Superannuation Fund WealthSoluti-SMSF (5958282)

Deposit From Managed Portfolio	NRM0036AU Distribution Ex 30/06/2021	cpu:0.9601000085211800 - payout from ClearView Dynamic 85 Portfolio	365.12		35,747.38
Deposit From Managed Portfolio	NRM0030AU Distribution Ex 30/06/2021	cpu:2.226800024641730 - payout from ClearView Dynamic 85 Portfolio	1,408.53		37,155.91
	Closing Balance				37,155.91
	Opening Balance				0.00
Trade Movement	Sell 270.3003 BNT0003AU	10-5-21	1,303.98	783 / 007	1,303.98
Trade Movement	Buy NRM0038AU	10-5-21	1,303.98	1371.6031	0.00
Trade Movement	Sell 3068.529 CVW1890AU	10-5-21	3,320.16	783 / 011	3,320.16
Trade Movement	Sell 235.1783 NRM0028AU	✓	347.65	783 / 003	3,667.81
Trade Movement	Sell 552.235 NRM0032AU	✓	829.01	783 / 005	4,496.82
Trade Movement	Sell 864.1061 NRM0034AU	✓	1,180.66	783 / 006	5,677.48
Trade Movement	Sell 2.2376 NRM0032AU	✓	3.33	783 / 005	5,680.81
Trade Movement	Sell 1.9312 NRM0028AU	✓	2.83	783 / 003	5,683.64
Trade Movement	Sell 3.9169 CVW1890AU	✓	4.23	783 / 011	5,687.87
Trade Movement	Buy NRM0030AU	20-5-21	105.01	105.0375	5,582.86
Trade Movement	Buy CVW1890AU	✓	1.29	1.1706	5,581.57
Trade Movement	Buy NRM0038AU	✓	1,909.30	2015.5966	3,672.27
Trade Movement	Buy NRM0036AU	✓	1,616.67	1570.7778	2,055.60
Trade Movement	Sell 4.9027 NRM0032AU	✓	7.35	783 / 005	2,062.95
Trade Movement	Sell 4.2278 NRM0028AU	✓	6.14	783 / 003	2,069.09
Trade Movement	Sell 8.5674 CVW1890AU	✓	9.33	783 / 011	2,078.42
Trade Movement	Sell 2.1957 NRM0034AU	✓	2.88	783 / 006	2,081.30
Trade Movement	Sell 2.979 NRM0032AU	✓	4.49	783 / 005	2,085.79
Trade Movement	Sell 2.582 NRM0028AU	20-5-21	3.76	783 / 003	2,089.55

POSTED

POSTED

POSTED

Trade Movement	Sell 5.23 CVW1890AU	20-5-21	UAI	5.72	750/011	2,095.27
Trade Movement	Sell 1.0121 NRM0034AU	25-5-21	UAI	1.35	750/006	2,096.62
Trade Movement	Sell 1.9757 NRM0032AU	26-5-21	UAI	2.97	750/005	2,099.59
Trade Movement	Sell 3.452 CVW1890AU		UAI	3.72	750/011	2,103.31
Trade Movement	Sell 1.7001 NRM0028AU		UAI	2.50	750/003	2,105.81
Trade Movement	Sell 1.0489 BNT0003AU		UAI	4.87	750/007	2,110.68
Trade Movement	Sell 1.143 CVW1890AU	28-5-21	UAI	1.26	750/011	2,111.94
Managed Portfolio Capital Contribution	Deposit into NUP		999	4,250.00		6,361.94
Trade Movement	Buy CVW1890AU		3,047.74			3,314.20
Trade Movement	Buy NRM0028AU		1,059.05			2,255.15
Trade Movement	Buy NRM0030AU		1,808.39			446.76
Trade Movement	Buy NRM0036AU		446.75			0.01
Trade Movement	Sell 39.1067 BNT0003AU			207.77	750/007	207.78
Trade Movement	Sell 1834.0358 NRM0038AU			1,835.97	750/006	2,043.75
Trade Movement	Sell 523.1275 NRM0032AU			863.47	750/005	2,907.22
Managed Portfolio Capital Withdrawal	BNT0003AU Distribution Ex 30/06/2021			3,570.98		(663.76)
Withholding Tax Movement	Withholding Tax for BNT0003AU Distribution Ex 30/06/2021			1,678.36		(2,342.12)
Dividend	BNT0003AU Distribution Ex 30/06/2021			3,570.98		1,228.86
Managed Portfolio Capital Withdrawal	CVW1890AU Distribution Ex 30/06/2021			6,578.92		(5,350.06)
Managed Portfolio Capital Withdrawal	NRM0032AU Distribution Ex 30/06/2021			8,686.42		(14,036.48)
Managed Portfolio Capital Withdrawal	NRM0028AU Distribution Ex 30/06/2021			3,637.66		(17,674.14)
Managed Portfolio Capital Withdrawal	NRM0038AU Distribution Ex 30/06/2021			549.76		(18,223.90)
Managed Portfolio Capital Withdrawal	NRM0036AU Distribution Ex 30/06/2021			365.12		(18,589.02)
Managed Portfolio Capital Withdrawal	NRM0030AU Distribution Ex 30/06/2021			1,408.53		(19,997.55)

POSTED

Cash Transactions Report

HUB

From 01/07/2020 to 30/06/2021

Account Name: Louisa Vale Pty Ltd ATF The JL & TL Turner Superannuation Fund (24089648 - Superfund (Corporate Trustee))

Adviser Name: Vicki Hagley at Metro Midlands Financial Planners

Cash Transactions

Date	Transaction Type	Transaction Sub-type	Transaction Details	Debit (\$)	Credit (\$)	Balance Amount (\$)
01/07/2020	Opening Balance	Opening Balance	Opening Balance			0.00 CR
01/05/2021	Deposit	Capital Movement	Cash Deposit - Reference No. 5958282	498	3,097.27	3,097.27 CR
20/05/2021	Deposit	Capital Movement	Cash Deposit - Direct Debit - Regular Savings Plan : 20/05/2021	498	5,000.00	8,097.27 CR
20/05/2021	Expense	Contribution Fee	Cash Deposit - Contribution Fee	375/499	128.12	7,969.15 CR
20/05/2021	Deposit	Capital Movement	5958282 - Interest	256/003	0.32	7,969.47 CR
04/06/2021	Expense	Portfolio Service Fees	Portfolio Service Fees May 2021 - Hub24	375/499	131.77	7,837.70 CR
04/06/2021	Expense	Investment Management Fee	Investment Management Fee May 2021 - ClearView Dynamic 85 Portfolio	375/499	51.94	7,785.76 CR
04/06/2021	Expense	Adviser Fee	Adviser Fee May 2021	375/499	359.26	7,426.50 CR
21/06/2021	Deposit	Capital Movement	Cash Deposit - Direct Debit - Regular Savings Plan : 21/06/2021	498	5,000.00	12,426.50 CR
21/06/2021	Expense	Contribution Fee	Cash Deposit - Contribution Fee	375/499	128.12	12,298.38 CR
28/06/2021	Withdrawal	Withdrawal To Managed Portfolio	Buy ClearView Dynamic 85 Portfolio	498		8,048.38 CR
30/06/2021	Closing Balance	Closing Balance	Closing Balance			8,048.38 CR
Total				5,049.21	13,097.59	

Notes :

This report is not a bank statement but represents the cash transactions that affect your holdings.

Fee transactions for a month are normally deducted just after the end of that month.

This report does not include cash transactions that occur within managed portfolios.

This report shows cleared cash transactions and excludes uncleared funds, payables and receivables.

The information in this report is of a general nature only and does not take into account your personal objectives, financial situation or needs. Any amounts are reflective of your current investment positions only, and do not represent a guarantee of benefit as the positions may not include tax payable, fees or other deductions or credits. The actual amount payable will be determined at the time a payment is made. For superannuation members - the Government has placed restrictions (known as "Preservation" rules) on when superannuation benefits can be received - refer to the Product Disclosure Statement for more information. Whilst reasonable care has been taken in preparing this information provided, no responsibility will be taken for its accuracy nor for its use. In preparing this document, we have relied upon and assumed, without independent verification, the accuracy and completeness of all information supplied by or obtained from third parties. To the maximum extent permitted by law, neither we, nor our directors, employees or agents accept any liability for any loss arising in relation to this report.

Report executed: 28/09/2021 4:42:21 AM

