
Workpapers - 2020 Financial Year

R & L Hurst Superannuation Fund

Preparer: Kelly Fu

Reviewer: Kelly Fu

Printed: 18 November 2020

Lead Schedule

2020 Financial Year

Code	Workpaper	CY Balance	LY Balance	Change	Status
23800	Distributions Received	(\$27,194.28)	(\$25,006.99)	8.75%	Completed
23900	Dividends Received	(\$6,545.29)	(\$13,258.26)	(50.63)%	Completed
24200	Contributions	(\$54,000.00)	(\$54,000.00)	0%	Completed
24700	Changes in Market Values of Investments	\$61,432.92	\$2,513.31	2344.3%	Completed
25000	Interest Received	(\$981.84)	(\$1,252.86)	(21.63)%	Completed
26500	Other Investment Income	(\$2,250.00)		100%	Completed
28000	Property Income	(\$52,000.00)	(\$52,000.00)	0%	Completed
30100	Accountancy Fees	\$3,300.00	\$3,300.00	0%	Completed
30400	ATO Supervisory Levy	\$259.00	\$518.00	(50)%	Completed
30700	Auditor's Remuneration	\$880.00	\$935.00	(5.88)%	Completed
30900	Advisor Fees	\$150.00	\$1,800.00	(91.67)%	Completed
31500	Bank Charges	\$21.60	\$18.60	16.13%	Completed
33400	Depreciation		\$2,233.21	100%	N/A - Not Applicable
37500	Investment Expenses	\$4,086.28	\$3,448.56	18.49%	Completed
39000	Life Insurance Premiums	\$5,886.41	\$4,871.84	20.83%	Completed
41960	Property Expenses - Council Rates	\$6,640.20	\$6,504.70	2.08%	Completed
42150	Property Expenses - Water Rates	\$893.30	\$954.95	(6.46)%	Completed

Code	Workpaper	CY Balance	LY Balance	Change	Status
48500	Income Tax Expense	\$7,899.61	\$11,944.60	(33.86)%	Completed
49000	Profit/Loss Allocation Account	\$51,522.09	\$106,475.34	(51.61)%	Completed
50000	Members	(\$1,270,180.87)	(\$1,222,058.78)	3.94%	Completed
59200	Contribution Reserve	(\$6,800.00)	(\$3,400.00)	100%	N/A - Not Applicable
60400	Bank Accounts	\$47,322.97	\$178,876.76	(73.54)%	Completed
60800	Term Deposits	\$41,250.00	\$41,250.00	0%	Completed
61800	Distributions Receivable	\$21,643.86	\$22,323.21	(3.04)%	Completed
74700	Managed Investments (Australian)	\$424,694.65	\$298,094.58	42.47%	Completed
77250	Real Estate Properties (Australian - Non Residential)	\$550,000.00	\$550,000.00	0%	Completed
77600	Shares in Listed Companies (Australian)	\$158,490.87	\$108,434.37	46.16%	Completed
78200	Units in Listed Unit Trusts (Australian)	\$24,524.35	\$20,260.55	21.04%	Completed
85000	Income Tax Payable /Refundable	(\$1,505.68)	\$2,142.53	(170.28)%	Completed
89000	Deferred Tax Liability /Asset	\$10,559.85	\$4,076.78	159.02%	Completed
A	Financial Statements				N/A - Not Applicable
B	Permanent Documents				N/A - Not Applicable
C	Other Documents				N/A - Not Applicable
D	Pension Documentation				N/A - Not Applicable

Code	Workpaper	CY Balance	LY Balance	Change	Status
E	Estate Planning				N/A - Not Applicable

23800 - Distributions Received

2020 Financial Year

Preparer Kelly Fu

Reviewer Kelly Fu

Status Completed

Account Code	Description	CY Balance	LY Balance	Change
ALX.AX	Atlas Arteria	(\$195.75)	(\$84.06)	132.87%
GMG.AX	Goodman Group	(\$255.00)	(\$237.90)	7.19%
HURSTNORTH	North Investment	(\$26,743.53)	(\$24,685.03)	8.34%
TOTAL		CY Balance	LY Balance	
		(\$27,194.28)	(\$25,006.99)	

Supporting Documents

- Distribution Reconciliation Report [Report](#)
- ALX_Payment_Advice_2019_10_04.pdf [ALX.AX](#)
- 23800 - GMG_Issuer_Annual_Tax_Statement_2020_08_28.pdf [GMG.AX](#)
- 23800 - North tax distribution.pdf [HURSTNORTH](#)

Standard Checklist

- Attach a copy of all Tax Statements.
- Attach a copy of Distribution Reconciliation Report
- Ensure all Distributions have been reviewed on [Distribution Tax Automation](#)

R & L Hurst Superannuation Fund

Distribution Reconciliation Report

For The Period 01 July 2019 - 30 June 2020

Date	Non Primary Production Income (A) * ₁					Distributed Capital Gains (B) * ₂					Foreign Income * ₃		Non-Assessable			Taxable Income
	Payment Received	Franked	Unfranked	Interest/ Other	Franking Credits	Discounted (After Discount)	Rate * ₅	CGT Concession	Indexed	Other	Foreign Income	Foreign Credits	Tax Exempt	Tax Free	Tax Deferred / AMIT * ₆	
	255.00	0.00	0.00	12.97	0.00	64.08		64.08	0.00	0.99	67.74	0.30	0.00	0.00	45.14	146.08
<i>Net Cash Distribution:</i>	255.00															
	450.75	0.00	0.00	12.97	0.00	64.08		64.08	0.00	0.99	263.49	0.30	0.00	0.00	45.14	341.83
TOTAL	27,194.28	353.83	78.28	2,553.17	173.72	7,465.39		3,764.37	0.00	0.99	5,427.76	712.34	0.00	7,045.68	504.81	16,765.48

Total Distributed Gains

Discount Rate	Discounted	Gross
Superfund 1/3	7,401.31	11,101.97
Individual 50%(I)	64.08	129.15
Total	7,465.39	11,231.12

*₁ Summary of Non Primary Production Income (A)

Tax Label	Franked	Unfranked	Interest/Other	Less Other Deduction	Income Before Credits * ₇	Franking Credits	Total Including Credits
11M Gross trust distributions	353.83	78.28	2,553.17	0.00	2,985.28	173.72	3,159.00

*₂ Forms part of the Net Capital Gains calculation for Tax Label 11A.

*₃ Forms part of the Foreign Credits calculation for Tax Label 11D, D1, 13C1.

*₄ Taxable Income is designed to match Tax Statement provided by Fund Manager.

Taxable Income in the SMSF Annual Return will be different due to application of Capital Losses in Net Capital Gain calculation and application of different discount method.

*₅ This is the discount rate selected for the transaction. "S" being Super Funds at 1/3 and "I" being Individual at 50%.

*₆ AMIT cost base net increase is reflected as negative amount i.e. negative tax deferred and AMIT cost base net decrease is reflected as positive amount i.e. positive tax deferred.

*₇ Sum of Income Before Credits reconciles with Taxable Trust Distributions in Statement of Taxable Income.

^ Variance between Payment Received and Net Cash Distribution.



Update your information:

Online:
www.investorcentre.com/au/contact

By Mail:
Computershare Investor Services Pty Limited
GPO Box 2975 Melbourne
Victoria 3001 Australia

Enquiries:

(within Australia) 1800 267 108
(international) +61 3 9415 4053

Holder Identification Number (HIN)

HIN WITHHELD

ASX Code	ALX
TFN/ABN Status	Quoted
Record Date	27 September 2019
Payment Date	4 October 2019
Direct Credit Reference No.	817971

007820 000 ALX



MR RICHARD MICHAEL HURST & MRS
LEE ANN HURST
<R & L HURST S/F A/C>
40 PATERNOSTER ROAD
REID SA 5118

Distribution Statement

Dear Securityholder

This payment advice is for your distribution of 15.0 cents per Atlas Arteria ordinary stapled security for the half year ending 30 June 2019.

Distributing Entity	Distribution per Security	Securities Held	Franked Amount	Unfranked Amount	Foreign Source Income	Capital Return	Gross Payment	
ATLIX	15.0 cents	1,305	\$0.00	\$0.00	\$195.75	\$0.00	\$195.75	
							Less withholding tax	\$0.00
							Net Payment	\$195.75
							Franking Credit	\$0.00

Taxation Information

Australian taxpayers should refer to the Atlas Arteria website (www.atlasarteria.com) for further taxation information. This statement should be retained as a charge may be levied for a replacement. No additional tax statement summary will be provided.

Your Payment Instruction

ANZ
BSB: 015-356 Account number: XXXXXXX71

Amount Deposited
\$195.75

252019_02_V2



Goodman Group
 Goodman Limited ABN 69 000 123 071
 Goodman Funds Management Limited
 ABN 48 067 796 641; AFSL Number 223621
 As Responsible Entity for
 Goodman Industrial Trust ARSN 091 213 839
 Goodman Logistics (HK) Limited
 Company No. 1700359; ARBN 155 911 149
 A Hong Kong company with limited liability

Update your information:

Online:
www.computershare.com.au/easyupdate/gmg

By Mail:
 Computershare Investor Services Pty Limited
 GPO Box 2975 Melbourne
 Victoria 3001 Australia

013219 000 GMG
 MR RICHARD MICHAEL HURST & MRS
 LEE ANN HURST
 <R & L HURST S/F A/C>
 40 PATERNOSTER ROAD
 REID SA 5118

Enquiries:

(within Australia) 1300 723 040
 (international) 61 3 9415 4043

Holder No: HIN WITHHELD
 Statement Date: 28 August 2020

Goodman Group Annual Tax Statement 2020

Fully paid ordinary securities for the year ended 30 June 2020

This statement reflects distributions that should be included in your Tax Return for the 2019-20 financial year.

Please use this Annual Tax Statement for completing your Tax Return and not interim distribution statements provided at the time of the payments since annual taxable amounts can be determined only after the close of the financial year. This statement should be read in conjunction with the enclosed Goodman Group Tax Return Guide 2020.

Please retain this statement for income tax purposes.

Part A - Summary of 2019-20 Income Tax Return and Tax Return (supplementary section) items

Goodman Logistics (HK) Limited dividends

Dividend components	Tax return label	Amount \$
Assessable foreign source income	20E	\$39.65
Net foreign source income	20M	\$39.65
Foreign income tax offsets	20O	Nil

Goodman Limited (GL) dividends

Dividend components	Tax return label	Amount \$
Unfranked amount	11S	Nil
Franked amount	11T	Nil
Franking credit	11U	Nil
TFN amounts withheld	11V	Nil

Goodman Industrial Trust (GIT) distributions

Tax Return (supplementary section)	Tax return label	Amount \$
Australian income – non-primary production	13U	\$12.97
TFN amounts withheld	13R	Nil
Tax paid by trustee	13S	Nil
Non resident withholding tax	13A	Nil
Net capital gain	18A	\$65.07
Total current year capital gains	18H	\$129.15
Assessable foreign source income	20E	\$31.76
Net foreign source income	20M	\$31.76
Foreign income tax offsets	20O	\$0.30

Part B: Additional information for Question 18 (supplementary section)

Capital gains	Tax return label	Amount \$
Discount method ('grossed-up' amount)		\$128.16
Indexation method		Nil
Other method		\$0.99
Total current year capital gains	18H	\$129.15

Part C: Components of distributions

Net dividends/distributions for the year ended 30 June 2020	Cash dividend/distribution \$	Tax paid/offsets \$	Assessable amount \$
Foreign income Goodman Logistics (HK) Limited - dividends			
Foreign dividend - unfranked (paid 28 August 2020 and assessable in the year ending 30 June 2021)	\$36.28	Nil	\$39.65
Sub-total (A)	\$36.28	Nil	\$39.65
Australian income Goodman Limited (GL) - dividends			
Dividends - unfranked	Nil	Nil	Nil
Dividends - franked	Nil	Nil	Nil
Sub-total (B)	Nil	Nil	Nil
Australian income Goodman Industrial Trust (GIT) - distributions			
Interest	\$12.97		\$12.97
Other income	Nil		Nil
Other income NCMI	Nil		Nil
Total non-primary production income*	\$12.97		\$12.97
Capital gains			
Discounted method - 50% - TARP	\$64.08		\$64.08
Discounted method - 50% - non-TARP	Nil		Nil
CGT concession amount - TARP	\$64.08		
CGT concession amount - non-TARP	Nil		
Other method - TARP	Nil		Nil
Other method - non-TARP	\$0.99		\$0.99
Distributed capital gains*	\$129.15		
Total net capital gains			\$65.07
Foreign income			
Assessable foreign income*	\$31.46	\$0.30	\$31.76
Non-assessable amounts			
Tax-deferred amounts*	\$45.14		
Other amounts withheld from distributions			
TFN amounts withheld	Nil		
Credit for tax paid by trustee	Nil		
Non resident withholding tax	Nil		
Sub-total (C) (Sum of *Components less Other amounts withheld from Distributions)	\$218.72		
Total net cash distributions	\$255.00		
Comprising of:			
(A) Total cash from Goodman Logistics (HK) Limited	\$36.28		
(B) Total cash from Goodman Limited (GL)	Nil		
(C) Total cash from Goodman Industrial Trust (GIT)	\$218.72		

Please retain this statement for income tax purposes.

2. Income details

The following is a summary of the income distributed/attributed by managed funds and dividends/interest received in relation to your investments for the financial year ended 30 June 2020.

Description	30 June 2020 (\$)
Franked dividends	\$353.83
Unfranked dividends	\$78.28
Capital gains - discounted (NTAP)	\$11,599.07
Capital gains - discounted (TAP)	\$12.07
Capital gains - NCMI discount (NTAP)	\$0.00
Capital gains - NCMI discount (TAP)	\$0.00
CGT concession amount	\$252.09
Capital gains - indexed (NTAP)	\$0.00
Capital gains - indexed (TAP)	\$0.00
Capital gains - other (NTAP)	\$0.00
Capital gains - other (TAP)	\$0.00
Capital gains - NCMI other (NTAP)	\$0.00
Capital gains - NCMI other (TAP)	\$0.00
Other Australian income	\$1,413.57
Other Australian income - NCMI	\$0.00
Foreign source income	\$5,125.76
Conduit foreign income	\$38.51
Tax deferred income	\$0.00
Tax free income	\$0.00
Non assessable amount	\$7,045.68
NANE (Non assessable non exempt)	\$0.00
Interest income	\$1,126.63
Deductions relating to trust distributions	\$0.00
Total income	\$27,045.49
Less	
TFN/ABN amounts deducted	\$0.00
Total income received	\$27,045.49
Franking credits	\$173.72
Foreign income tax offsets - income	\$712.04
Foreign income tax offsets - capital gains discounted (NTAP)	\$0.00
Foreign income tax offsets - capital gains indexed (NTAP)	\$0.00
Foreign income tax offsets - capital gains other (NTAP)	\$0.00
ESVCLP tax offset	\$0.00
Early stage investor tax offset	\$0.00
LIC attributable gains	\$0.00
AMIT cost base adjustment	\$4,615.28

actual distn income rec'd \$26743.53
variance \$301.96 allocated to AMIT adj.

7. Capital gains tax (CGT)

This section details the information required to complete the CGT schedule for the year 1 July 2019 to 30 June 2020.

Details	Capital gains - indexation method	Capital gains - discount method (\$)	Other capital gains (\$)	Total (\$)
Capital gains from CGT assets and CGT events*				
Shares and units (in unit trusts)	0.00	23,375.46	41.30	
Total	0.00	23,375.46	41.30	
Current year capital losses (CYCL) from CGT assets and CGT events - other than capital losses from collectables				
Shares and units (in unit trusts)				12,314.79
Total				12,314.79
Applying capital losses against current year capital gains				
Current year capital losses applied	0.00	12,273.49	41.30	12,314.79
Total	0.00	12,273.49	41.30	
Current year capital gains (CYGG) after applying capital losses				
Non-active assets	0.00	11,101.97	0.00	
Total	0.00	11,101.97	0.00	
Applying the CGT discount on capital gains**				
From non-active assets		3,700.29		
Calculating net capital gains				
Total - CGT discount and small business concession	0.00	7,401.68	0.00	7,401.68
Unapplied net capital losses (UNCL) carried forward to later income years				
UNCL from all other CGT assets and CGT events	0.00			

* The amounts reported above include capital gains from both the sale of direct investments and received as part of distributions from managed funds.

**CGT discount rate is 33.33%

For completion of your Capital Gains Tax (CGT) Schedule 2020, refer to the Australian Taxation Office's 2020 guide to Capital Gains Tax or your professional tax adviser.

23900 - Dividends Received

2020 Financial Year

Preparer Kelly Fu

Reviewer Kelly Fu

Status Completed

Account Code	Description	CY Balance	LY Balance	Change
BHP.AX	BHP Group Limited	(\$728.82)	(\$7,177.09)	(89.85)%
MIN.AX	Mineral Resources Limited	(\$189.00)		100%
ANZ.AX	Australia And New Zealand Banking Group Limited	(\$424.00)	(\$352.00)	20.45%
WBC.AX	Westpac Banking Corporation	(\$215.20)	(\$564.00)	(61.84)%
AZJ.AX	Aurizon Holdings Limited	(\$368.01)	(\$261.66)	40.64%
AWC.AX	Alumina Limited	(\$532.97)	(\$867.39)	(38.55)%
WPL.AX	Woodside Petroleum Limited	(\$422.75)	(\$389.73)	8.47%
ORG.AX	Origin Energy Limited	(\$264.00)		100%
CYB.AX	Cybg Plc		(\$60.68)	100%
AGL.AX	AGL Energy Limited.	(\$344.10)	(\$194.70)	76.73%
RIO.AX	RIO Tinto Limited	(\$215.31)	(\$412.71)	(47.83)%
DLX.AX	Duluxgroup Limited		(\$499.89)	100%
TLS.AX	Telstra Corporation Limited.	(\$8.80)	(\$10.45)	(15.79)%
AMC.AX	Amcor Limited	(\$345.36)	(\$270.18)	27.83%
JHX.AX	James Hardie Industries Plc	(\$142.69)	(\$113.30)	25.94%
IAG.AX	Insurance Australia Group Limited	(\$317.40)	(\$403.13)	(21.27)%
RMD.AX	Resmed Inc		(\$21.94)	100%
REG.AX	Regis Healthcare Limited	(\$152.51)	(\$214.64)	(28.95)%
ARG.AX	Argo Investments Limited	(\$370.92)	(\$359.68)	3.13%

Account Code	Description	CY Balance	LY Balance	Change
JHG.AX	Janus Henderson Group Plc	(\$430.62)	(\$164.82)	161.27%
BXB.AX	Brambles Limited	(\$300.70)	(\$150.22)	100.17%
SUN.AX	Suncorp Group Limited	(\$77.22)		100%
IFL.AX	loof Holdings Limited		(\$133.65)	100%
WES.AX	Wesfarmers Limited	(\$301.41)	(\$470.40)	(35.92)%
RWC.AX	Reliance Worldwide Corporation Limited	(\$94.50)		100%
QBE.AX	QBE Insurance Group Limited	(\$299.00)	(\$166.00)	80.12%
TOTAL		CY Balance	LY Balance	
		(\$6,545.29)	(\$13,258.26)	

Supporting Documents

- Investment Income Comparison Report [Report](#)
- BHP_Payment_Advice_2019_09_25.pdf [BHP.AX](#)
- MIN_Payment_Advice_2019_10_04.pdf [MIN.AX](#)
- ANZ_Payment_Advice_2019_07_01.pdf [ANZ.AX](#)
- WBC_Dividend_Advice_2019_12_20.pdf [WBC.AX](#)
- AZJ_Payment_Advice_2020_03_23.pdf [AZJ.AX](#)
- AWC_Payment_Advice_2019_09_12.pdf [AWC.AX](#)
- WPL_Payment_Advice_2019_09_20.pdf [WPL.AX](#)
- ORG_Fully_Paid_Ordinary_Shares_27.03.2020.pdf [ORG.AX](#)
- AGL_Dividend_Advice_2020_03_27.pdf [AGL.AX](#)
- TLS_Dividend_Advice_2019_09_26.pdf [TLS.AX](#)
- AMC_Payment_Advice_2019_12_17.pdf [AMC.AX](#)
- AMC_Payment_Advice_2019_10_08.pdf [AMC.AX](#)
- JHX_Payment_Advice_2019_08_02.pdf [JHX.AX](#)
- IAG_Payment_Advice_2019_09_30.pdf [IAG.AX](#)
- ARG_InvestorPaymentsReport.pdf [ARG.AX](#)
- JHG_Payment_Advice_2019_08_28.pdf [JHG.AX](#)
- JHG_Payment_Advice_2020_03_05.pdf [JHG.AX](#)
- BXB_FULLY_PAID_ORDINARY_SHARES_22.10.2019.pdf [BXB.AX](#)
- SUN_Dividend_Advice_2020_03_31.pdf [SUN.AX](#)
- WES_Payment_Advice_2019_10_09.pdf [WES.AX](#)
- QBE_Payment_Advice_2020_04_09.pdf [QBE.AX](#)
- Dividend Reconciliation Report [Report](#)
- BHP_Payment_Advice_2020_03_24.pdf [BHP.AX](#)
- MIN_Payment_Advice_2020_03_26.pdf [MIN.AX](#)
- ANZ_Payment_Advice_2019_12_18.pdf [ANZ.AX](#)
- AZJ_Payment_Advice_2019_09_23.pdf [AZJ.AX](#)
- AWC_Payment_Advice_2020_03_17.pdf [AWC.AX](#)
- WPL_Payment_Advice_2020_03_20.pdf [WPL.AX](#)
- ORG_Fully_Paid_Ordinary_Shares_27.09.2019.pdf [ORG.AX](#)
- AGL_Dividend_Advice_2019_09_20.pdf [AGL.AX](#)
- RIO_Payment_Advice_2019_09_19.pdf [RIO.AX](#)
- TLS_Dividend_Advice_2020_03_27.pdf [TLS.AX](#)
- AMC_Payment_Advice_2020_03_24.pdf [AMC.AX](#)
- JHX_Payment_Advice_2019_12_20.pdf [JHX.AX](#)
- IAG_Payment_Advice_2020_03_25.pdf [IAG.AX](#)
- REG_Dividend_Advice_2019_09_26.pdf [REG.AX](#)
- ARG_FULLY_PAID_ORDINARY_06.03.2020.pdf [ARG.AX](#)
- JHG_Payment_Advice_2019_11_25.pdf [JHG.AX](#)
- BXB_FULLY_PAID_ORDINARY_SHARES_09.04.2020.pdf [B](#)
- FULLY_PAID_ORDINARY_SHARES_10.10.2019.pdf [B](#)
- WES_Payment_Advice_2020_03_31.pdf [WES.AX](#)
- RWC_Payment_Advice_2019_10_11.pdf [RWC.AX](#)
- QBE_Payment_Advice_2019_10_04.pdf [QBE.AX](#)

Standard Checklist

- Attach copies of all dividend statements.
- Attach copy of Dividend Reconciliation Report
- Attach copy of Investment Income Comparison Report

R & L Hurst Superannuation Fund

Dividend Reconciliation Report

For The Period 01 July 2019 - 30 June 2020

Date	Net Payment Received	Australian Income			Foreign Income			Withheld		
		Unfranked	Franked	Franking Credits	Foreign Income	Foreign Credits	NZ Credits	TFN Withheld	Non-Resident	LIC Deduction
Shares in Listed Companies (Australian)										
AGL.AX AGL Energy Limited.										
20/09/2019	198.40	39.68	158.72	68.02						
27/03/2020	145.70	29.14	116.56	49.95						
	344.10	68.82	275.28	117.97						
AMC.AX Amcor Limited										
08/10/2019	83.31	83.31								
17/12/2019	78.49	78.49								
24/03/2020	80.37	80.37								
17/06/2020	103.19	103.19								
	345.36	345.36								
ANZ.AX Australia And New Zealand Banking Group Limited										
01/07/2019	176.00	0.00	176.00	75.43						
18/12/2019	248.00	74.40	173.60	74.40						
	424.00	74.40	349.60	149.83						
ARG.AX Argo Investments Limited										
13/09/2019	191.08	0.00	191.08	81.89						

R & L Hurst Superannuation Fund
Dividend Reconciliation Report

For The Period 01 July 2019 - 30 June 2020

Date	Net Payment Received	Australian Income			Foreign Income			Withheld		
		Unfranked	Franked	Franking Credits	Foreign Income	Foreign Credits	NZ Credits	TFN Withheld	Non-Resident	LIC Deduction
09/04/2020	89.65	62.75	26.90	11.53						
	300.70	244.65	56.05	24.02						
IAG.AX Insurance Australia Group Limited										
30/09/2019	211.60	63.48	148.12	63.48						
25/03/2020	105.80	31.74	74.06	31.74						
	317.40	95.22	222.18	95.22						
JHG.AX Janus Henderson Group Plc										
28/08/2019	106.28	106.28								
25/11/2019	104.64	104.64								
05/03/2020	107.43	107.43								
03/06/2020	112.27	112.27								
	430.62	430.62								
JHX.AX James Hardie Industries Plc										
02/08/2019	93.95				93.95					
20/12/2019	48.74				48.74					
	142.69				142.69					
MIN.AX Mineral Resources Limited										

R & L Hurst Superannuation Fund

Dividend Reconciliation Report

For The Period 01 July 2019 - 30 June 2020

Date	Net Payment Received	Australian Income			Foreign Income			Withheld		
		Unfranked	Franked	Franking Credits	Foreign Income	Foreign Credits	NZ Credits	TFN Withheld	Non-Resident	LIC Deduction
04/10/2019	108.50	0.00	108.50	46.50						
26/03/2020	80.50	0.00	80.50	34.50						
	189.00	0.00	189.00	81.00						
ORG.AX Origin Energy Limited										
27/09/2019	132.00	0.00	132.00	56.57						
27/03/2020	132.00	0.00	132.00	56.57						
	264.00	0.00	264.00	113.14						
QBE.AX QBE Insurance Group Limited										
04/10/2019	143.75	57.50	86.25	36.96						
09/04/2020	155.25	108.68	46.57	19.96						
	299.00	166.18	132.82	56.92						
REG.AX Regis Healthcare Limited										
26/09/2019	152.51	0.00	152.51	65.36						
	152.51	0.00	152.51	65.36						
RIO.AX RIO Tinto Limited										
19/09/2019	215.31	0.00	215.31	92.28						
	215.31	0.00	215.31	92.28						

R & L Hurst Superannuation Fund

Dividend Reconciliation Report

For The Period 01 July 2019 - 30 June 2020

Date	Net Payment Received	Australian Income			Foreign Income			Withheld		
		Unfranked	Franked	Franking Credits	Foreign Income	Foreign Credits	NZ Credits	TFN Withheld	Non-Resident	LIC Deduction
RWC.AX Reliance Worldwide Corporation Limited										
11/10/2019	94.50	0.00	94.50	40.50						
	94.50	0.00	94.50	40.50						
SUN.AX Suncorp Group Limited										
31/03/2020	77.22	0.00	77.22	33.09						
	77.22	0.00	77.22	33.09						
TLS.AX Telstra Corporation Limited.										
26/09/2019	4.40	0.00	4.40	1.89						
27/03/2020	4.40	0.00	4.40	1.89						
	8.80	0.00	8.80	3.78						
WBC.AX Westpac Banking Corporation										
20/12/2019	215.20	0.00	215.20	92.23						
	215.20	0.00	215.20	92.23						
WES.AX Wesfarmers Limited										
09/10/2019	153.66	0.00	153.66	65.85						
31/03/2020	147.75	0.00	147.75	63.32						
	301.41	0.00	301.41	129.17						

R & L Hurst Superannuation Fund

Dividend Reconciliation Report

For The Period 01 July 2019 - 30 June 2020

Date	Net Payment Received	Australian Income			Foreign Income			Withheld		
		Unfranked	Franked	Franking Credits	Foreign Income	Foreign Credits	NZ Credits	TFN Withheld	Non-Resident	LIC Deduction
WPL.AX Woodside Petroleum Ltd										
20/09/2019	165.04	0.00	165.04	70.73						
20/03/2020	257.71	0.00	257.71	110.45						
	422.75	0.00	422.75	181.18						
	6,545.29	1,535.65	4,866.95	2,085.81	142.69					
TOTAL	6,545.29	1,535.65	4,866.95	2,085.81	142.69					

Tax Return Reconciliation

	Totals	Tax Return Label
Unfranked	1,535.65	J
Franked Dividends	4,866.95	K
Franking Credits	2,085.81	L

R & L Hurst Superannuation Fund

Investment Income Comparison Report

As at 30 June 2020

Investment	Ledger Data			ASX & UUT Data							
	Transaction Date	Income Amount	Franking Credit	Date Payable	Ex Div/Dist Date	Units On Hand	45 Day Qualified	Amount per share/unit	Estimated Income	Estimated Franking*	
Reconciled											
Shares in Listed Companies (Australian)											
AGL.AX	AGL Energy Limited.	20/09/2019	198.40	68.02	20/09/2019	21/08/2019	310.00	310.00	0.6400	198.40	68.02
AGL.AX	AGL Energy Limited.	27/03/2020	145.70	49.95	27/03/2020	26/02/2020	310.00	310.00	0.4700	145.70	49.95
AMC.AX	Amcor Limited	08/10/2019	83.31		08/10/2019	10/09/2019	470.00	470.00	0.1772	83.31	0.00
AMC.AX	Amcor Limited	17/12/2019	78.49		17/12/2019	27/11/2019	470.00	470.00	0.1670	78.49	0.00
AMC.AX	Amcor Limited	24/03/2020	80.37		24/03/2020	03/03/2020	470.00	470.00	0.1710	80.37	0.00
AMC.AX	Amcor Limited	17/06/2020	103.19		17/06/2020	27/05/2020	583.00	583.00	0.1770	103.19	0.00
ANZ.AX	Australia And New Zealand Banking Group Limited	01/07/2019	176.00	75.43	01/07/2019	13/05/2019	220.00	220.00	0.8000	176.00	75.43
ANZ.AX	Australia And New Zealand Banking Group Limited	18/12/2019	248.00	74.40	18/12/2019	11/11/2019	310.00	310.00	0.8000	248.00	74.40
ARG.AX	Argo Investments Limited	13/09/2019	191.08	81.89	13/09/2019	23/08/2019	1,124.00	1,124.00	0.1700	191.08	81.89
ARG.AX	Argo Investments Limited	06/03/2020	179.84	77.07	06/03/2020	14/02/2020	1,124.00	1,124.00	0.1600	179.84	77.07
AWC.AX	Alumina Limited	12/09/2019	287.92	123.39	12/09/2019	28/08/2019	4,410.00	4,410.00	0.0653	287.92	123.39
AWC.AX	Alumina Limited	17/03/2020	245.05	105.02	17/03/2020	28/02/2020	4,410.00	4,410.00	0.0556	245.05	105.02
AZJ.AX	Aurizon Holdings Limited	23/09/2019	174.84	52.45	23/09/2019	26/08/2019	1,410.00	1,410.00	0.1240	174.84	52.45
AZJ.AX	Aurizon Holdings Limited	23/03/2020	193.17	57.95	23/03/2020	24/02/2020	1,410.00	1,410.00	0.1370	193.17	57.95
BHP.AX	BHP Group Limited	25/09/2019	388.86	166.65	25/09/2019	05/09/2019	342.00	342.00	1.1370	388.86	166.66
BHP.AX	BHP Group Limited	24/03/2020	339.96	145.70	24/03/2020	05/03/2020	342.00	342.00	0.9940	339.96	145.70
BXB.AX	Brambles Limited	10/10/2019	97.15	12.49	10/10/2019	11/09/2019	670.00	670.00	0.1450	97.15	12.49
BXB.AX	Brambles Limited	22/10/2019	113.90		22/10/2019	14/10/2019	670.00	670.00	0.1700	113.90	0.00
BXB.AX	Brambles Limited	09/04/2020	89.65	11.53	09/04/2020	11/03/2020	670.00	670.00	0.1338	89.65	11.53
IAG.AX	Insurance Australia Group Limited	30/09/2019	211.60	63.48	30/09/2019	19/08/2019	1,058.00	1,058.00	0.2000	211.60	63.48

R & L Hurst Superannuation Fund

Investment Income Comparison Report

As at 30 June 2020

Investment		Ledger Data			ASX & UUT Data						
		Transaction Date	Income Amount	Franking Credit	Date Payable	Ex Div/Dist Date	Units On Hand	45 Day Qualified	Amount per share/unit	Estimated Income	Estimated Franking*
IAG.AX	Insurance Australia Group Limited	25/03/2020	105.80	31.74	25/03/2020	18/02/2020	1,058.00	1,058.00	0.1000	105.80	31.74
JHG.AX	Janus Henderson Group Plc	28/08/2019	106.28		28/08/2019	09/08/2019	201.00	201.00	0.5287	106.28	0.00
JHG.AX	Janus Henderson Group Plc	25/11/2019	104.64		25/11/2019	08/11/2019	201.00	201.00	0.5206	104.64	0.00
JHG.AX	Janus Henderson Group Plc	05/03/2020	107.43		05/03/2020	17/02/2020	201.00	201.00	0.5345	107.43	0.00
JHG.AX	Janus Henderson Group Plc				27/05/2020	08/05/2020	201.00	201.00	0.0000	0.00	0.00
JHG.AX	Janus Henderson Group Plc	03/06/2020	112.27		03/06/2020	15/05/2020	201.00	201.00	0.5586	112.27	0.00
JHX.AX	James Hardie Industries Plc	02/08/2019	93.95		02/08/2019	05/06/2019	315.00	315.00	0.2983	93.95	0.00
JHX.AX	James Hardie Industries Plc	20/12/2019	48.74		20/12/2019	15/11/2019	415.00	415.00	0.1175	48.75	0.00
MIN.AX	Mineral Resources Limited	04/10/2019	108.50	46.50	04/10/2019	09/09/2019	350.00	350.00	0.3100	108.50	46.50
MIN.AX	Mineral Resources Limited	26/03/2020	80.50	34.50	26/03/2020	28/02/2020	350.00	350.00	0.2300	80.50	34.50
ORG.AX	Origin Energy Limited	27/09/2019	132.00	56.57	27/09/2019	02/09/2019	880.00	880.00	0.1500	132.00	56.57
ORG.AX	Origin Energy Limited	27/03/2020	132.00	56.57	27/03/2020	02/03/2020	880.00	880.00	0.1500	132.00	56.57
QBE.AX	QBE Insurance Group Limited	04/10/2019	143.75	36.96	04/10/2019	22/08/2019	575.00	575.00	0.2500	143.75	36.96
QBE.AX	QBE Insurance Group Limited	09/04/2020	155.25	19.96	09/04/2020	05/03/2020	575.00	575.00	0.2700	155.25	19.96
REG.AX	Regis Healthcare Limited	26/09/2019	152.51	65.36	26/09/2019	11/09/2019	2,145.00	2,145.00	0.0711	152.51	65.36
RIO.AX	RIO Tinto Limited	19/09/2019	215.31	92.28	19/09/2019	08/08/2019	70.00	70.00	3.0758	215.31	92.27
RWC.AX	Reliance Worldwide Corporation Limited	11/10/2019	94.50	40.50	11/10/2019	10/09/2019	1,890.00	1,890.00	0.0500	94.50	40.50
SUN.AX	Suncorp Group Limited	31/03/2020	77.22	33.09	31/03/2020	19/02/2020	297.00	297.00	0.2600	77.22	33.09
TLS.AX	Telstra Corporation Limited.	26/09/2019	4.40	1.89	26/09/2019	28/08/2019	55.00	55.00	0.0800	4.40	1.89
TLS.AX	Telstra Corporation Limited.	27/03/2020	4.40	1.89	27/03/2020	26/02/2020	55.00	55.00	0.0800	4.40	1.89
WBC.AX	Westpac Banking Corporation	20/12/2019	215.20	92.23	20/12/2019	12/11/2019	269.00	269.00	0.8000	215.20	92.23
WES.AX	Wesfarmers Limited	09/10/2019	153.66	65.85	09/10/2019	30/08/2019	197.00	197.00	0.7800	153.66	65.85

R & L Hurst Superannuation Fund

Investment Income Comparison Report

As at 30 June 2020

Investment	Ledger Data			ASX & UUT Data							
	Transaction Date	Income Amount	Franking Credit	Date Payable	Ex Div/Dist Date	Units On Hand	45 Day Qualified	Amount per share/unit	Estimated Income	Estimated Franking*	
WES.AX	Wesfarmers Limited	31/03/2020	147.75	63.32	31/03/2020	24/02/2020	197.00	197.00	0.7500	147.75	63.32
WPL.AX	Woodside Petroleum Ltd	20/09/2019	165.04	70.73	20/09/2019	26/08/2019	310.00	310.00	0.5324	165.04	70.73
WPL.AX	Woodside Petroleum Ltd	20/03/2020	257.71	110.45	20/03/2020	24/02/2020	310.00	310.00	0.8313	257.71	110.45
			6,545.29	2,085.81					18.2226	6,545.28	2,085.81
Units in Listed Unit Trusts (Australian)											
ALX.AX	Atlas Arteria	04/10/2019	195.75		04/10/2019	26/09/2019	1,305.00	1,305.00	0.1500	195.75	0.00
GMG.AX	Goodman Group	25/02/2020	118.95		25/02/2020	30/12/2019	793.00	793.00	0.1500	118.95	0.00
GMG.AX	Goodman Group	30/06/2020	136.05	0.00							
GMG.AX	Goodman Group				28/08/2020	29/06/2020	907.00	907.00	0.1500	136.05	0.00
			450.75	0.00					0.4500	450.75	0.00
Unreconciled											
Managed Investments (Australian)											
HURSTNORTH	North Investment	30/06/2020	26,743.53	173.72							
			26,743.53	173.72							
			33,739.57	2,259.53					18.6726	6,996.03	2,085.81

*Franking credit is estimated using 45 day qualified units. The estimation might not be accurate for preference shares and hedging arrangements.

Payment Advice



AGL ENERGY LIMITED

ABN: 74 115 061 375

MR RICHARD MICHAEL HURST & MRS LEE ANN HURST <R & L HURST S/F A/C>
40 PATERNOSTER ROAD
REID SA
5118

All Registry communications to:

C/- Link Market Services Limited
Locked Bag A14, Sydney South, NSW, 1235
Telephone: 1800 824 513
ASX Code: **AGL**
Email: registrars@linkmarketservices.com.au
Website: www.linkmarketservices.com.au

DIVIDEND STATEMENT

Reference No.: X*****4930
Payment Date: 27 March 2020
Record Date: 27 February 2020

Security Description	Dividend Rate per Share	Participating Shares	Unfranked Amount	Franked Amount	Total Payment	Franking Credit
AGL - FULLY PAID ORDINARY SHARES	\$0.47	310	\$29.14	\$116.56	\$145.70	\$49.95
				Less Withholding Tax		\$0.00
				Net Amount		AUD 145.70
				Represented By:		
				Direct Credit amount		AUD 145.70

BANKING INSTRUCTIONS

The amount of AUD 145.70 was deposited to the bank account detailed below:

ANZ BANK

R + L HURST SUPER FUND
BSB: 015-356 ACC: *****9571

DIRECT CREDIT REFERENCE NO.: 1239745931

FRANKING INFORMATION

Franked Rate per Share	\$0.376
Franking Percentage	80%
Company Tax Rate	30%

AUSTRALIAN TAX INFORMATION (A\$)

Income Description	Amount
Conduit Foreign Income (CFI)	\$0.00
Nil CFI	\$29.14
Total unfranked Income	\$29.14

Withholding tax is not payable by non-residents on the Conduit Foreign Income portion of the unfranked dividend amount.
The total amount together with the franking credit (if any) should be disclosed as assessable income in your Australian tax return.

Note: You may require this statement for taxation purposes. All investors should seek independent advice relevant to their own particular circumstances.

Please ensure your details are current by viewing and updating via the online service centre.



032896 046 AMC



MR RICHARD MICHAEL HURST & MRS
LEE ANN HURST
<R & L HURST S/F A/C>
40 PATERNOSTER ROAD
REID SA 5118

Update your information:

Online:
www.computershare.com.au/easyupdate/AMC

By Mail:
Computershare Investor Services Pty Limited
GPO Box 2975 Melbourne
Victoria 3001 Australia

Enquiries:

(within Australia) 1300 850 505
(within New Zealand) 0800 888 017
(outside Australia) +61 3 9415 4000

Holder Identification Number (HIN)

HIN WITHHELD

ASX Code	AMC
Record Date	28 November 2019
Payment Date	17 December 2019
Direct Credit Reference No.	865459

Quarterly Dividend for the period ended 30 September 2019

Dear Shareholder,

The Directors of Amcor plc declared a quarterly dividend of 11.5 US cents per ordinary share for the period ended 30 September 2019, payable on 17 December 2019. For holders of CHESS Depository Interests (CDIs), the A\$ equivalent will be 16.7 cents per CDI. The payment is paid on shares held on the Record Date, 28 November 2019.

Class Description	Amount per CDI	Number of CDIs	Gross Payment \$
CDIs	A\$0.167	470	\$78.49
Net Payment			\$78.49

Note: You should retain this statement to assist you in preparing your tax return.

Your Payment Instruction

ANZ
BSB: 015-356 Account number: XXXXXXXX71

Amount Deposited
AUD\$78.49



ARBN 630 385 278

036411 000 AMC



MR RICHARD MICHAEL HURST & MRS
LEE ANN HURST
<R & L HURST S/F A/C>
40 PATERNOSTER ROAD
REID SA 5118

Update your information:



Online:

www.computershare.com.au/easyupdate/AMC



By Mail:

Computershare Investor Services Pty Limited
GPO Box 2975 Melbourne
Victoria 3001 Australia

Enquiries:

(within Australia) 1300 850 505
(within New Zealand) 0800 888 017
(outside Australia) +61 3 9415 4000

Holder Identification Number (HIN)

HIN WITHHELD

ASX Code	AMC
Record Date	4 March 2020
Payment Date	24 March 2020
Direct Credit Reference No.	865600

Quarterly Dividend for the period ended 31 December 2019

Dear Shareholder,

The Directors of Amcor plc declared a quarterly dividend of 11.5 US cents per ordinary share for the period ended 31 December 2019, payable on 24 March 2020. For holders of CHESS Depository Interests (CDIs), the A\$ equivalent will be 17.1 cents per CDI. The payment is paid on shares held on the Record Date, 4 March 2020.

Class Description	Amount per CDI	Number of CDIs	Gross Payment \$
CDIs	A\$0.171	470	\$80.37
Net Payment			\$80.37

Note: You should retain this statement to assist you in preparing your tax return.

Your Payment Instruction

ANZ
BSB: 015-356 Account number: XXXXXXXX71

Amount Deposited

AUD\$80.37



030388 046 AMC



MR RICHARD MICHAEL HURST & MRS
LEE ANN HURST
<R & L HURST S/F A/C>
40 PATERNOSTER ROAD
REID SA 5118

Update your information:

Online:
www.computershare.com.au/easyupdate/AMC

By Mail:
Computershare Investor Services Pty Limited
GPO Box 2975 Melbourne
Victoria 3001 Australia

Enquiries:
(within Australia) 1300 850 505
(within New Zealand) 0800 888 017
(outside Australia) +61 3 9415 4000

Holder Identification Number (HIN)

HIN WITHHELD

ASX Code	AMC
Record Date	11 September 2019
Payment Date	8 October 2019
Direct Credit Reference No.	863482

Quarterly Dividend for the period ended 30 June 2019

Dear Shareholder,

The Directors of Amcor plc declared a quarterly dividend of 12 US cents per ordinary share for the period ended 30 June 2019, payable on 8 October 2019. For holders of CHESS Depository Interests (CDIs), the A\$ equivalent will be 17.725 cents per CDI. The payment is paid on shares held on the Record Date, 11 September 2019.

Class Description	Amount per CDI	Number of CDIs	Gross Payment \$
CDIs	A\$0.17725	470	\$83.31
Net Payment			\$83.31

Note: You should retain this statement to assist you in preparing your tax return.

Your Payment Instruction

ANZ
BSB: 015-356 Account number: XXXXXXXX71

Amount Deposited
AUD\$83.31




187571 046 ANZ




MR RICHARD MICHAEL HURST & MRS
LEE ANN HURST
<R & L HURST S/F A/C>
40 PATERNOSTER ROAD
REID SA 5118

NEED ASSISTANCE?

 shareholder.anz.com
anzshareregistry@computershare.com.au

 Computershare Investor Services Pty Limited
GPO Box 2975 Melbourne
Victoria 3001 Australia

 1800 113 399 (within Australia)
0800 174 007 (within New Zealand)
+61 3 9415 4010 (outside Australia)

Holder Identification Number (HIN)

HIN WITHHELD

Share Class Ordinary
Record Date 14 May 2019
Payment Date 1 July 2019
Payment in Australian dollars

DIVIDEND ADVICE

The details of your **Interim Dividend** of A\$0.80 per share for the half year ended 31 March 2019 are set out below.

NUMBER OF SHARES	FRANKED AMOUNT	NET AMOUNT	FRANKING CREDIT	NZ IMPUTATION CREDIT
220	A\$176.00	A\$176.00	A\$75.43	NZ\$19.80

The dividend is 100% franked at the Australian company tax rate of 30%. A NZ Imputation Credit has been attached to the above dividend. For NZ taxpayers, your NZ gross income will include the aggregate of the Net Amount and the NZ Imputation Credit which should be included in your income tax return.

Shareholders should obtain their own professional advice on the tax implications of the dividend and retain this document to assist in tax return preparation.

PAYMENT INSTRUCTIONS

ANZ

BSB: XXX-XXX
Account number: XXXXXXXX71
Payment reference: 719557

PAYMENT AMOUNT: A\$176.00

If payment cannot be made to the above account, you will be notified and your entitlement will be held pending receipt of updated direct credit instructions.



UPCOMING EVENTS

31 October 2019
Full Year Results announced




144055 046 ANZ




MR RICHARD MICHAEL HURST & MRS
LEE ANN HURST
<R & L HURST S/F A/C>
40 PATERNOSTER ROAD
REID SA 5118

NEED ASSISTANCE?

 shareholder.anz.com
anzshareregistry@computershare.com.au

 Computershare Investor Services Pty Limited
GPO Box 2975 Melbourne
Victoria 3001 Australia

 1800 113 399 (within Australia)
0800 174 007 (within New Zealand)
+61 3 9415 4010 (outside Australia)

Holder Identification Number (HIN)

HIN WITHHELD

Share Class	Ordinary
Record Date	12 November 2019
Payment Date	18 December 2019
TFN/ABN	Quoted

Payment in Australian dollars

DIVIDEND ADVICE

The details of your **Final Dividend** of A\$0.80 per share for the year ended 30 September 2019 are set out below.

NUMBER OF SHARES	FRANKED AMOUNT	UNFRANKED AMOUNT	NET AMOUNT	FRANKING CREDIT
310	A\$173.60	A\$74.40	A\$248.00	A\$74.40

The dividend is 70% franked at the Australian company tax rate of 30%. The unfranked portion of the dividend is declared to be conduit foreign income.

A NZ Imputation Credit of **NZ\$27.90** has been attached to the above dividend. For NZ taxpayers, your NZ gross income will include the aggregate of the Net Amount and the NZ Imputation Credit which should be included in your income tax return.

Shareholders should obtain their own professional advice on the tax implications of the dividend and retain this document to assist in tax return preparation.

PAYMENT INSTRUCTIONS

ANZ

BSB:	XXX-XXX
Account number:	XXXXXXXX71
Payment reference:	710285

PAYMENT AMOUNT: A\$248.00

If payment cannot be made to the above account, you will be notified and your entitlement will be held pending receipt of updated direct credit instructions.



To update your shareholder information in a fast, secure and environmentally friendly way visit anz.com/easyupdate.

Dividend Payments

Argo Investments Limited

MR RICHARD MICHAEL HURST & MRS

LEE ANN HURST

<R & L HURST S/F A/C>

40 PATERNOSTER ROAD

REID SA 5118

Security	Date	Method	No. of Securities	Dividend (\$)	Franking (\$)	Imputed Credit (\$)	Unfranked (\$)	Tax (\$)	Net Dividend (\$)	Exchange Rate	Cash Payment	Payment ID	Receipt Currency	Status	LIC Tax Individual	LIC Tax Super	LIC Component Gross
FULLY PAID ORDINARY	06-Mar-2020	EFT	1,124	179.84	179.84	77.07	0.00	0.00	179.84	1.0000	179.84	200355305	AUD	Initial	0.00	0.00	0.00
FULLY PAID ORDINARY	13-Sep-2019	EFT	1,124	191.08	191.08	81.89	0.00	0.00	191.08	1.0000	191.08	197866026	AUD	Initial	32.12	21.41	64.23



Argo Investments Limited
ABN 35 007 519 520

All correspondence to:

BoardRoom
Smart Business Solutions

Boardroom Pty Limited
ABN 14 003 209 836

GPO Box 3993
Sydney NSW 2001

Tel: 1300 350 716 (within Australia)

Tel: +61 2 9290 9600 (outside Australia)

Fax: +61 2 9279 0664

www.boardroomlimited.com.au
enquiries@boardroomlimited.com.au

MR RICHARD MICHAEL HURST & MRS
LEE ANN HURST
<R & L HURST S/F A/C>
40 PATERNOSTER ROAD
REID SA 5118

Reference Number: S00097107556
TFN/ABN Status: Quoted
Subregister: CHES
Record Date: 17/02/2020
Payment Date: 06/03/2020

Dividend Statement

Payment Description: Interim Dividend for the year ending 30 June 2020

Security Class: Fully Paid Ordinary Shares

ASX Code: ARG

Number of shares held at Record Date	Dividend Rate per share	Gross Dividend	Withholding Tax	Net Dividend Credited	Franked Amount ¹	Unfranked Amount	Franking Credit ²
1,124	16 cents	\$179.84	Nil	\$179.84	\$179.84	Nil	\$77.07

1. This dividend is 100% franked.

2. The franking credit has been calculated at the tax rate of 30%.

The dividend does not include a listed investment company (LIC) capital gain component.

Direct Credit Instruction

The total net payment has been paid in accordance with your instructions as shown below:

Bank Domicile: AUS

Receipt Currency: AUD

Bank Account Type: Domestic

Amount Deposited: 179.84

Bank Code: 015-356

Account Number: *****571

Exchange Rate: N/A

Please check the above details are correct and the payment has been credited to your account.

S00097107556

Please retain this statement for taxation purposes

Update Your Details:



Online:
www.investorcentre.com/au/contact

Enquiries:



By Phone:
(within Australia) 1300 556 050
(outside Australia) +61 3 9415 4027



By Mail:
Computershare Investor Services Pty Limited
GPO Box 2975 Melbourne
Victoria 3001 Australia

021408 046 AWC



MR RICHARD MICHAEL HURST & MRS
LEE ANN HURST
<R & L HURST S/F A/C>
40 PATERNOSTER ROAD
REID SA 5118

Holder Identification Number (HIN)

HIN WITHHELD

ASX Code	AWC
TFN/ABN Status	Quoted
Record Date	2 March 2020
Payment Date	17 March 2020
Direct Credit Reference No.	841252

Notification of 2019 Final Dividend - Paid 17 March 2020

Dear Shareholder,

We have pleasure in advising the payment of the 2019 Final Dividend at the rate of 3.6 US cents (equivalent to 5.5568 Australian cents) per share has been forwarded for direct credit to the account detailed below. The dividend is paid on the number of shares registered in your name and entitled to participate as at the Record Date of 2 March 2020.

All amounts are in Australian dollars.

For income tax purposes this dividend is 100% franked at the rate of 30%.

Ensure your information is up to date. Simply visit www.investorcentre.com/au to update your banking instructions or personal details.

Stephen Foster
Company Secretary

Class Description	Number of Shares	Dividend per Share	Unfranked Amount	Franked Amount	Franking Credit
Ordinary Shares	4,410	5.5568 cents	A\$0.00	A\$245.05	A\$105.02
				Net Payment	A\$245.05

Note: You should retain this statement to assist you in preparing your tax return.

Your Payment Instruction

ANZ

BSB: 015-356 Account number: XXXXXXX71

Amount Deposited

AUD\$245.05

If payment cannot be made to the above instruction, a cheque will be forwarded to your registered address.

Update Your Details:



Online:
www.investorcentre.com/au/contact

Enquiries:



By Phone:
(within Australia) 1300 556 050
(outside Australia) +61 3 9415 4027



By Mail:
Computershare Investor Services Pty Limited
GPO Box 2975 Melbourne
Victoria 3001 Australia

022248 046 AWC



MR RICHARD MICHAEL HURST & MRS
LEE ANN HURST
<R & L HURST S/F A/C>
40 PATERNOSTER ROAD
REID SA 5118

Holder Identification Number (HIN)

HIN WITHHELD

ASX Code	AWC
TFN/ABN Status	Quoted
Record Date	29 August 2019
Payment Date	12 September 2019
Direct Credit Reference No.	842301

Notification of 2019 Interim Dividend - Paid 12 September 2019

Dear Shareholder,

We have pleasure in advising the payment of the 2019 Interim Dividend at the rate of 4.4 US cents (equivalent to 6.5287 Australian cents) per share has been forwarded for direct credit to the account detailed below. The dividend is paid on the number of shares registered in your name and entitled to participate as at the Record Date of 29 August 2019.

All amounts are in Australian dollars.

For income tax purposes this dividend is 100% franked at the rate of 30%.

Ensure your information is up to date. Simply visit www.investorcentre.com/au to update your banking instructions or personal details.

Stephen Foster
Company Secretary

Class Description	Number of Shares	Dividend per Share	Unfranked Amount	Franked Amount	Franking Credit
Ordinary Shares	4,410	6.5287 cents	A\$0.00	A\$287.92	A\$123.39
				Net Payment	A\$287.92

Note: You should retain this statement to assist you in preparing your tax return.

Your Payment Instruction

ANZ
BSB: 015-356 Account number: XXXXXXXX71

Amount Deposited

A\$287.92

If payment cannot be made to the above instruction, a cheque will be forwarded to your registered address.



AURIZON[®]

Aurizon Holdings Limited
ABN 14 146 335 622

012598 000 AZJ



MR RICHARD MICHAEL HURST & MRS
LEE ANN HURST
<R & L HURST S/F A/C>
40 PATERNOSTER ROAD
REID SA 5118

2019 FINAL DIVIDEND

Dear Shareholder,

This payment represents a final dividend of 12.4 cents per share for the year ended 30 June 2019. This dividend is paid on the shares registered in your name and entitled to participate as at the Record Date of 27 August 2019. For Australian tax purposes, 8.68 cents of this dividend is franked at the corporate tax rate of 30%. The remaining 3.72 cents is unfranked with nil Conduit Foreign Income.

Please register at www.computershare.com.au/easyupdate/azj in order to update your TFN, bank account and other details online.

Class Description	Amount per Security	Number of Securities	Franked Amount	Unfranked Amount	Gross Payment
Ordinary Shares	12.4 cents	1,410	\$122.39	\$52.45	\$174.84
Net Payment					\$174.84
Franking Credit					\$52.45

Note: You should retain this statement to assist you in preparing your tax return.

Your Payment Instruction

ANZ
BSB: 015-356 Account number: XXXXXXXX71

Amount Deposited
AUD\$174.84

Update your information:



Online:

www.computershare.com.au/easyupdate/azj



By Mail:

Computershare Investor Services Pty Limited
GPO Box 2975 Melbourne
Victoria 3001 Australia

Enquiries:

(within Australia) 1800 776 476
(international) +61 3 9938 4376

Holder Identification Number (HIN)

HIN WITHHELD

ASX Code	AZJ
TFN/ABN Status	Quoted
Record Date	27 August 2019
Payment Date	23 September 2019
Direct Credit Reference No.	838771



AURIZON[®]

Aurizon Holdings Limited
ABN 14 146 335 622

┌ 012040 000 AZJ



MR RICHARD MICHAEL HURST & MRS
LEE ANN HURST
<R & L HURST S/F A/C>
40 PATERNOSTER ROAD
REID SA 5118

2020 INTERIM DIVIDEND

Dear Shareholder,

This payment represents an interim dividend of 13.7 cents per share for the half year ended 31 December 2019. This dividend is paid on the shares registered in your name and entitled to participate as at the Record Date of 25 February 2020. For Australian tax purposes, 9.59 cents of this dividend is franked at the corporate tax rate of 30%. The remaining 4.11 cents is unfranked with nil Conduit Foreign Income.

Please register at www.computershare.com.au/easyupdate/azj in order to update your TFN, bank account and other details online.

Class Description	Amount per Security	Number of Securities	Franked Amount	Unfranked Amount	Gross Payment
Ordinary Shares	13.7 cents	1,410	\$135.22	\$57.95	\$193.17
Net Payment					\$193.17
Franking Credit					\$57.95

Note: You should retain this statement to assist you in preparing your tax return.

Your Payment Instruction

ANZ
BSB: 015-356 Account number: XXXXXX71

Amount Deposited
AUD\$193.17

Update your information:

Online:
www.computershare.com.au/easyupdate/azj

By Mail:
Computershare Investor Services Pty Limited
GPO Box 2975 Melbourne
Victoria 3001 Australia

Enquiries:

(within Australia) 1800 776 476
(international) +61 3 9938 4376

Holder Identification Number (HIN)

HIN WITHHELD

ASX Code	AZJ
TFN/ABN Status	Quoted
Record Date	25 February 2020
Payment Date	23 March 2020
Direct Credit Reference No.	837888



BHP Group Limited
ABN 49 004 028 077

174668 000 BHP



MR RICHARD MICHAEL HURST & MRS
LEE ANN HURST
<R & L HURST S/F A/C>
40 PATERNOSTER ROAD
REID SA 5118

Update Your Details:



www.computershare.com.au/investor



(within Australia) 1300 656 780
(outside Australia) +61 3 9415 4020



Computershare Investor Services Pty Limited
GPO Box 2975 Melbourne
Victoria 3001 Australia

Your Shareholding

SHARE CLASS	HOLDER NUMBER
Ordinary Shares	HIN WITHHELD
TFN/ABN STATUS	DIRECT CREDIT REF NO
Quoted	1171847
RECORD DATE	PAYMENT DATE
6 September 2019	25 September 2019

You must keep this document for your tax records.

BHP Group Limited Shares

380th Dividend Payment - Dividend Statement & Direct Credit Advice

The statement below represents your final dividend for the year ended 30 June 2019. This dividend is paid at the rate of 78 US cents (equivalent to A\$1.13702624) per share on your holding of fully paid ordinary shares, registered in your name and entitled to participate as at the record date. This dividend has been franked in Australia at a rate of 100% and the company tax rate used to determine the franking credit is 30%. All amounts are in Australian dollars, except where indicated.

Caroline Cox
Group General Counsel and Company Secretary

Amount per Security	Number of Securities	Franked Amount	Unfranked Amount	Gross Payment
A\$1.13702624	342	A\$388.86	A\$0.00	A\$388.86
Net Payment				A\$388.86
Australian Franking Credit				A\$166.65

Your Payment Instruction

ANZ
BSB: 015-356
Account Number: XXXXXX71

Amount Deposited

A\$388.86

If payment cannot be made to the above instruction, you will be issued with a cheque in the same currency as the Amount Deposited.



BHP Group Limited
ABN 49 004 028 077

177285 000 BHP



MR RICHARD MICHAEL HURST & MRS
LEE ANN HURST
<R & L HURST S/F A/C>
40 PATERNOSTER ROAD
REID SA 5118

Update Your Details:



www.computershare.com.au/investor



(within Australia) 1300 656 780
(outside Australia) +61 3 9415 4020



Computershare Investor Services Pty Limited
GPO Box 2975 Melbourne
Victoria 3001 Australia

Your Shareholding

SHARE CLASS	HOLDER NUMBER
Ordinary Shares	HIN WITHHELD
TFN/ABN STATUS	DIRECT CREDIT REF NO
Quoted	1163211
RECORD DATE	PAYMENT DATE
6 March 2020	24 March 2020

You must keep this document for your tax records.

BHP Group Limited Shares

381st Dividend Payment - Dividend Statement & Direct Credit Advice

The statement below represents your interim dividend for the year ending 30 June 2020. This dividend is paid at the rate of 65 US cents (equivalent to 99.403579 Australian cents) per share on your holding of fully paid ordinary shares, registered in your name and entitled to participate as at the record date. This dividend has been franked in Australia at a rate of 100% and the company tax rate used to determine the franking credit is 30%. All amounts are in Australian dollars, except where indicated.

Caroline Cox
Group General Counsel and Company Secretary

Amount per Security	Number of Securities	Franked Amount	Unfranked Amount	Gross Payment
A99.403579 cents	342	A\$339.96	A\$0.00	A\$339.96
Net Payment				A\$339.96
Australian Franking Credit				A\$145.70

Your Payment Instruction

ANZ
BSB: 015-356
Account Number: XXXXXX71

Amount Deposited

A\$339.96

If payment cannot be made to the above instruction, you will be issued with a cheque in the same currency as the Amount Deposited.

MR RICHARD MICHAEL HURST & MRS
LEE ANN HURST
<R & L HURST S/F A/C>
40 PATERNOSTER ROAD
REID SA 5118

Reference Number: X*****4930
TFN/ABN Status: Quoted
Record Date: 12/03/2020
Payment Date: 09/04/2020

2020 Interim Dividend

Dear Shareholder,

The details below relate to the interim dividend for the half year ended 31 December 2019 payable on shares that are entitled to participate in the dividend at the record date.

This dividend is 30% franked at the corporate tax rate of 30%. Please note that the unfranked portion of the dividend is conduit foreign income and is therefore free from Australian dividend withholding tax where paid to non-Australian residents.

Security Class: Fully Paid Ordinary Shares

ASX Code: BXB

No. of Shares held at Record Date	Dividend amount per Share (AUD) ¹	Franked Amount (AUD)	Unfranked Amount (AUD)	Gross Dividend Payment (AUD)	Less Withholding Tax ² (AUD)	Net Dividend Payment (AUD)	Franking Credit (AUD)
670	13.38 cents	\$26.90	\$62.75	\$89.65	Nil	\$89.65	\$11.53

- The Board of Brambles Limited declared an interim dividend of USD 0.09 per ordinary share. This dividend has been converted to AUD at the FX rate of AUD 1.00 = USD 0.6727.*
- Withholding Tax applies to you if you are a resident of Australia and your TFN, ABN or Exemption Code has not been recorded with Boardroom. Withholding Tax is deducted at 47% of the gross unfranked portion of the dividend.*

To update your TFN, bank account and other details please visit www.investorserve.com.au. Alternatively, please contact Boardroom Pty Limited on 1300 883 073 (or +61 2 9290 9600 if outside Australia) or email brambles@boardroomlimited.com.au.

Direct Credit Payment Confirmation

Your net dividend payment has been paid in accordance with your instructions as shown below:

Bank Domicile:	AUS	Receipt Currency:	AUD
Bank Account Type:	Domestic	Amount Deposited:	89.65
Bank Code:	015-356		
Account Number:	*****571		
Account Name:	R + L HURST SUPER FUND		
Exchange Rate:	N/A		

Please check the above details are correct and that payment has been credited to your account.

Please retain this statement for taxation purposes

MR RICHARD MICHAEL HURST & MRS
LEE ANN HURST
<R & L HURST S/F A/C>
40 PATERNOSTER ROAD
REID SA 5118

Reference Number: X*****4930
TFN/ABN Status: Quoted
Record Date: 15/10/2019
Payment Date: 22/10/2019

2019 Special Dividend and Capital Return Statement

Dear Shareholder,

The details below relate to the special dividend and capital return, payable on shares that are entitled to participate in these payments at the record date.

Dividend Statement					Franking Information		
Number of shares held at Record Date	Dividend Rate per share	Gross Dividend	Withholding Tax ¹	Net Dividend Paid	Franked Amount	Unfranked Amount ²	Franking Credit ³
670	17.0 Cents	\$113.90	Nil	\$113.90	Nil	\$113.90	Nil

1. Withholding Tax of 47% of the dividend is deducted if you are a resident of Australia and your TFN/ABN or Exemption Code has not been recorded with Boardroom.
2. This dividend is 100% unfranked. The unfranked amount is conduit foreign income and is therefore free from Australian dividend withholding tax where paid to non-Australian residents.
3. The franking credit has been calculated at the rate of 0%.

Capital Return Statement		
Number of shares held at Record Date	Capital Return Rate per share	Capital Return Amount Paid ⁴
670	12.0 cents	\$80.40

4. Withholding Tax does not apply to the capital return.

Total Net Amount Paid	\$194.30
------------------------------	-----------------

To update your TFN, bank account and other details please visit www.investorserve.com.au. Alternatively, please contact Boardroom Pty Limited on 1300 883 073 (or +61 2 9290 9600 if outside Australia) or email brambles@boardroomlimited.com.au.

Direct Credit Payment Confirmation

Your net dividend and capital return payments have been paid in accordance with your instructions as shown below:

Bank Domicile:	AUS	Receipt Currency:	AUD
Bank Account Type:	Domestic	Amount Deposited:	194.30
Bank Code:	015-356		
Account Number:	*****9571		
Account Name:	R + L HURST SUPER FUND		
Exchange Rate:	N/A		

Please check the above details are correct and that payment has been credited to your account.

Please retain this statement for taxation purposes

MR RICHARD MICHAEL HURST & MRS
LEE ANN HURST
<R & L HURST S/F A/C>
40 PATERNOSTER ROAD
REID SA 5118

Reference Number: X*****4930
TFN/ABN Status: Quoted
Record Date: 12/09/2019
Payment Date: 10/10/2019

2019 Final Dividend

Dear Shareholder,

The details below relate to the final dividend for the year ended 30 June 2019 payable on shares that are entitled to participate in the dividend at the record date.

This dividend is 30% franked at the corporate tax rate of 30%. Please note that the unfranked portion of the dividend is conduit foreign income and is therefore free from Australian dividend withholding tax where paid to non-Australian residents.

Security Class: Fully Paid Ordinary Shares

ASX Code: BXB

No. of Shares held at Record Date	Dividend amount per Share	Franked Amount (AUD)	Unfranked Amount (AUD)	Gross Dividend Payment (AUD)	Less Withholding Tax ¹ (AUD)	Net Dividend Payment (AUD)	Franking Credit (AUD)
670	14.5 cents	\$29.15	\$68.00	\$97.15	Nil	\$97.15	\$12.49

1. *Withholding Tax applies to you if you are a resident of Australia and your TFN, ABN or Exemption Code has not been recorded with Boardroom. Withholding Tax is deducted at 47% of the gross unfranked portion of the dividend.*

To update your TFN, bank account and other details please visit www.investorserve.com.au. Alternatively, please contact Boardroom Pty Limited on 1300 883 073 (or +61 2 9290 9600 if outside Australia) or email brambles@boardroomlimited.com.au.

Direct Credit Payment Confirmation

Your net dividend payment has been paid in accordance with your instructions as shown below:

Bank Domicile: AUS
Bank Account Type: Domestic
Bank Code: 015-356
Account Number: *****9571
Account Name: R + L HURST SUPER FUND
Exchange Rate: N/A

Receipt Currency: AUD
Amount Deposited: 97.15

Please check the above details are correct and that payment has been credited to your account.

Please retain this statement for taxation purposes



269442 046 IAG



MR RICHARD MICHAEL HURST & MRS LEE ANN HURST
<R & L HURST S/F A/C>
40 PATERNOSTER ROAD
REID SA 5118

Insurance Australia Group Limited

ABN 60 090 739 923 ASX Code: IAG

UPDATE YOUR INFORMATION:



Online:

www.investorcentre.com/iag
iag@computershare.com.au
www.iag.com.au



By Mail:

Computershare Investor Services Pty Limited
GPO Box 4709 Melbourne
Victoria 3001 Australia

ENQUIRIES:



(within Australia) 1300 360 688
(international) +61 3 9415 4210

Holder number: HIN WITHHELD
Record date: 19 February 2020
Payment date: 25 March 2020
TFN/ABN: Quoted
Share Price 19/02/20: \$6.64
Share Value 19/02/20: \$7,025.12

DIVIDEND STATEMENT

The details below relate to the interim dividend of 10 cents per share for Insurance Australia Group Limited (IAG), for the period 1 July 2019 to 31 December 2019. This dividend is 70% franked at the Company tax rate of 30% and has been forwarded to the account detailed below.

Share Class	Shares Held 19/02/2020	Total Dividend per share	Unfranked Amount \$	Franked Amount \$	Gross Payment \$	Withholding Tax \$	Net Payment \$	Franking Credit \$
ORD	1,058	10 cents	31.74	74.06	105.80	0.00	105.80	31.74

Key Figures for the half year ended 31 December 2019

\$5,962m

Gross written premium (\$m)

13.5%

Reported insurance margin (%)

\$283m

Net profit after tax (\$m)*

HY20	5,962
HY19	5,881

HY20	13.5
HY19	13.7

HY20	283
HY19	500

For information about what contributed to these results, see the overview on the reverse of this page. Detailed information about our results is available in the Reports and Results area of our website (www.iag.com.au).

* Net profit after tax of was considerably lower than HY19, owing to the absence of the profit on sale of the Thailand operations and a post-tax provision of \$82m to address a specific customer pricing issue.

PAYMENT INSTRUCTIONS

ANZ
BSB: 015-356
ACC: XXXXXXX71

You will be subject to income tax on any dividends paid on your IAG shares. IAG is required to provide the ATO with the details of any dividends paid to you. Imputation credits attaching to these dividends should be available to reduce your income tax payable with any excess being refundable to you provided certain requirements are met. These comments are of a general nature and it is important that you seek your own independent taxation advice specific to your circumstances.

You should keep this statement to assist you in preparing your income tax return.

First half 2020 overview



Financial strength



\$5,962^m

Gross written premium

up 1.4% from first half 2019



13.5%

Reported insurance margin

down 20 basis points from first half 2019



16.9%

Underlying insurance margin

up 70 basis points from first half 2019



12.1%

Cash return on equity

up 230 basis points from first half 2019



\$501^m

Insurance profit

up 1% from first half 2019



\$380^m

Cash earnings

up 19.1% from first half 2019



\$4.25^{bn}

Regulatory capital

at 31 December 2019

Shareholders



646,728

Holders at 31 December 2019



10.0^{cents}

per share interim dividend

60.8% payout ratio



\$4,444^m

Claims paid in six months to 31 December 2019

Community



3,276^{hrs}

Volunteered by employees to 31 December 2019



\$5.1^m

Community investment to 31 December 2019

Climate action plan

Think big

Launched report **Severe Weather in a Changing Climate** December 2019

Prepare our people

Climate change considerations incorporated into key leadership programs

Reduce our emissions

On track to achieve Science Based Targets for scope 1 and 2 emissions: **20% reduction by end of FY20**

Invest responsibly

Shifting investment to companies that have a **lower exposure to climate-related risks** or a forward-looking strategy to manage those risks

Rethink risk

Climate Risk and Opportunity Program addressing physical and transitional risks across all aspects of IAG's operations

**Insurance Australia Group Limited**

ABN 60 090 739 923 ASX Code: IAG

UPDATE YOUR INFORMATION:

**Online:**www.investorcentre.com/iag
iag@computershare.com.au
www.iag.com.au**By Mail:**Computershare Investor Services Pty Limited
GPO Box 4709 Melbourne
Victoria 3001 Australia

┌ 276449 046 IAG D16DC

MR RICHARD MICHAEL HURST & MRS
LEE ANN HURST
<R & L HURST S/F A/C>
40 PATERNOSTER ROAD
REID SA 5118

ENQUIRIES:

(within Australia) 1300 360 688
(international) +61 3 9415 4210Holder number: HIN WITHHELD
Record date: 20 August 2019
Payment date: 30 September 2019
TFN/ABN: Quoted
Share Price 20/08/19: \$7.76
Share Value 20/08/19: \$8,210.08

DIVIDEND STATEMENT

The details below relate to the final dividend of 20 cents per share for Insurance Australia Group Limited (IAG), for the period 1 January 2019 to 30 June 2019. This dividend is 70% franked at the Company tax rate of 30% and has been forwarded to the account detailed below.

Share Class	Shares Held 20/08/2019	Total Dividend per share	Unfranked Amount \$	Franked Amount \$	Gross Payment \$	Withholding Tax \$	Net Payment \$	Franking Credit \$
ORD	1,058	20 cents	63.48	148.12	211.60	0.00	211.60	63.48

KEY FIGURES FOR THE FULL YEAR ENDED 30 JUNE 2019

\$12,005m GROSS WRITTEN PREMIUM (\$M)

FY19	12,005
FY18	11,647

16.9% REPORTED INSURANCE MARGIN (%)

FY19	16.9
FY18	18.3

\$1,076m NET PROFIT AFTER TAX (\$M)

FY19	1,076
FY18	923

For information about what contributed to these results, see the 2019 overview on the reverse of this page.

Detailed information about our results is available in the Reports and Results area of our website (www.iag.com.au).

PAYMENT INSTRUCTIONS

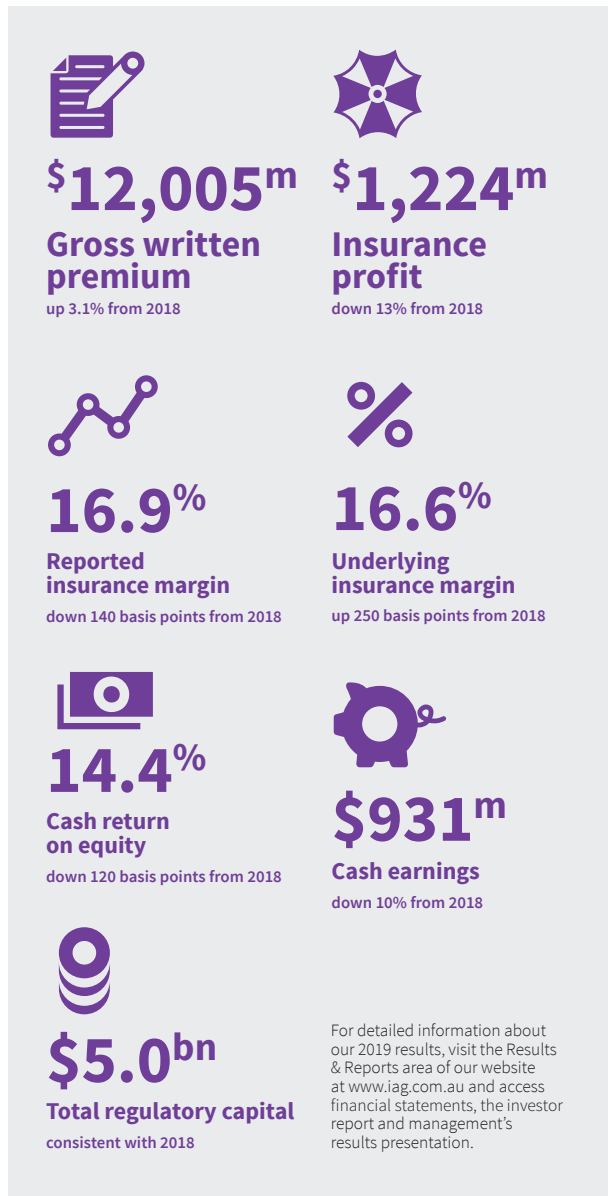
ANZ
BSB: 015-356
ACC: *****71

You will be subject to income tax on any dividends paid on your IAG shares. IAG is required to provide the ATO with the details of any dividends paid to you. Imputation credits attaching to these dividends should be available to reduce your income tax payable with any excess being refundable to you provided certain requirements are met. These comments are of a general nature and it is important that you seek your own independent taxation advice specific to your circumstances.

You should keep this statement to assist you in preparing your income tax return.

2019 overview

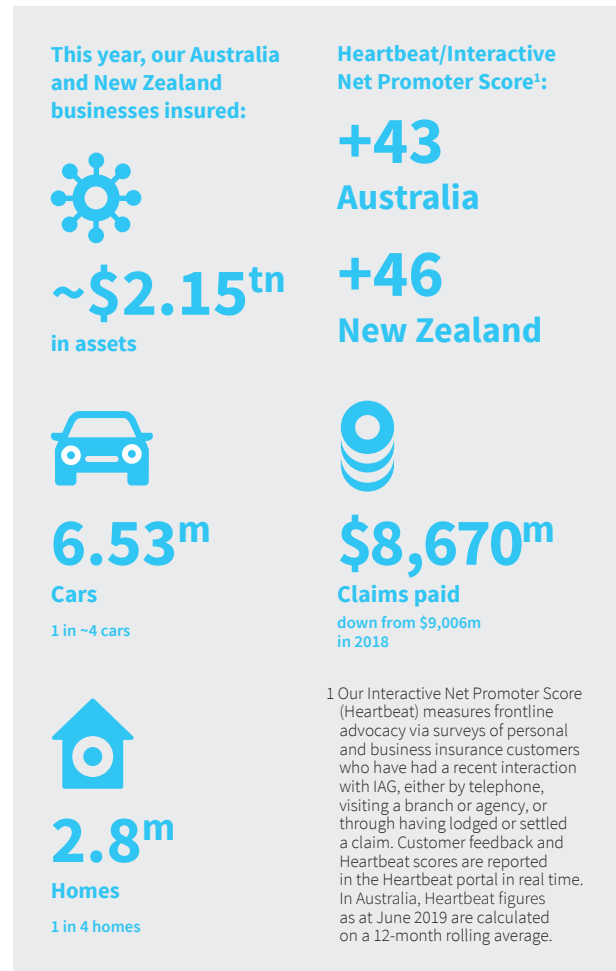
Financial strength



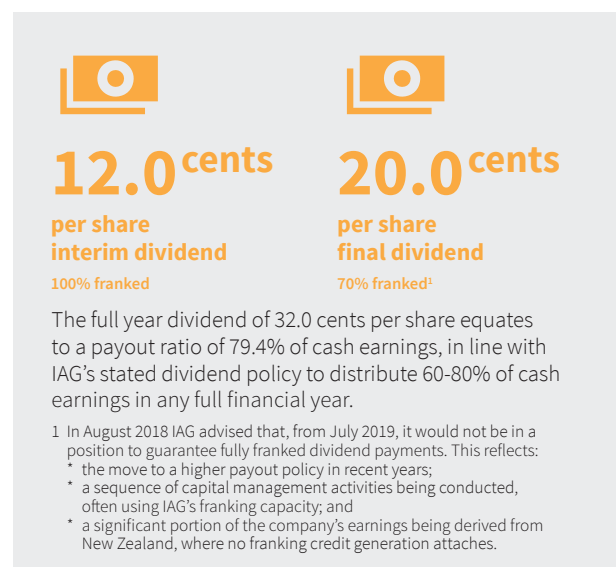
Community



Customers



Shareholders



015440 046 JHG



MR RICHARD MICHAEL HURST & MRS
LEE ANN HURST
<R & L HURST S/F A/C>
40 PATERNOSTER ROAD
REID SA 5118

Update your information:



Online:

www.computershare.com.au/easyupdate/JHG



By Mail:

Computershare Investor Services Pty Limited
GPO Box 2975 Melbourne
Victoria 3001 Australia

Enquiries:

(within Australia) 1300 137 981

(within New Zealand) 0800 888 017

(outside Australia) +61 3 9415 4081

Holder Identification Number (HIN)

HIN WITHHELD

ASX Code	JHG
Record Date	12 August 2019
Payment Date	28 August 2019
Direct Credit Reference No.	831420

Second Quarter Dividend for the period ended 30 June 2019

Dear Shareholder,

The Directors of Janus Henderson Group plc declared a second quarter dividend of 36 US cents per ordinary share for the period ended 30 June 2019, payable on 28 August 2019. For holders of CHESS Depository Interests (CDIs), the A\$ equivalent will be 52.8732 cents per CDI. The payment is paid on shares held on the Record Date, 12 August 2019.

Class Description	Amount per CDI	Number of CDIs	Gross Payment \$
CDIs	A\$0.528732	201	\$106.28
Net Payment			\$106.28

Note: You should retain this statement to assist you in preparing your tax return.

Your Payment Instruction


ANZ
BSB: 015-356 Account number: XXXXXXX71


Amount Deposited

AUD\$106.28

If payment cannot be made to the above instruction, a cheque will be forwarded to your registered address.

Update your information:

 **Online:**
www.computershare.com.au/easyupdate/JHG

 **By Mail:**
Computershare Investor Services Pty Limited
GPO Box 2975 Melbourne
Victoria 3001 Australia

☎ 014777 046 JHG



MR RICHARD MICHAEL HURST & MRS
LEE ANN HURST
<R & L HURST S/F A/C>
40 PATERNOSTER ROAD
REID SA 5118

Enquiries:

(within Australia) 1300 137 981
(within New Zealand) 0800 888 017
(outside Australia) +61 3 9415 4081

Holder Identification Number (HIN)

HIN WITHHELD

ASX Code	JHG
Record Date	11 November 2019
Payment Date	25 November 2019
Direct Credit Reference No.	830589

Third Quarter Dividend for the period ended 30 September 2019

Dear Shareholder,

The Directors of Janus Henderson Group plc declared a third quarter dividend of 36 US cents per ordinary share for the period ended 30 September 2019, payable on 25 November 2019. For holders of CHESS Depository Interests (CDIs), the A\$ equivalent will be 52.0596 cents per CDI. The payment is paid on shares held on the Record Date, 11 November 2019.

Class Description	Amount per CDI	Number of CDIs	Gross Payment \$
CDIs	A\$0.520596	201	\$104.64
Net Payment			\$104.64

Note: You should retain this statement to assist you in preparing your tax return.

Your Payment Instruction

ANZ
BSB: 015-356 Account number: XXXXXXX71

Amount Deposited
AUD\$104.64

If payment cannot be made to the above instruction, a cheque will be forwarded to your registered address.

014308 046 JHG



MR RICHARD MICHAEL HURST & MRS
LEE ANN HURST
<R & L HURST S/F A/C>
40 PATERNOSTER ROAD
REID SA 5118

Update your information:



Online:

www.computershare.com.au/easyupdate/JHG



By Mail:

Computershare Investor Services Pty Limited
GPO Box 2975 Melbourne
Victoria 3001 Australia

Enquiries:

(within Australia) 1300 137 981

(within New Zealand) 0800 888 017

(outside Australia) +61 3 9415 4081

Holder Identification Number (HIN)

HIN WITHHELD

ASX Code	JHG
Record Date	18 February 2020
Payment Date	5 March 2020
Direct Credit Reference No.	829923

Fourth Quarter Dividend for the period ended 31 December 2019

Dear Shareholder,

The Directors of Janus Henderson Group plc declared a fourth quarter dividend of 36 US cents per ordinary share for the period ended 31 December 2019, payable on 5 March 2020. For holders of CHESS Depository Interests (CDIs), the A\$ equivalent will be 53.4456 cents per CDI. The payment is paid on shares held on the Record Date, 18 February 2020.

Class Description	Amount per CDI	Number of CDIs	Gross Payment \$
CDIs	A\$0.534456	201	\$107.43
Net Payment			\$107.43

Note 1: You should retain this statement to assist you in preparing your tax return.

Note 2: If you require your payment to be re-issued, you may be charged an administrative fee which will be deducted from your payment.

Your Payment Instruction

ANZ
BSB: 015-356 Account number: XXXXXX71

Amount Deposited
AUD\$107.43

If payment cannot be made to the above instruction, a cheque will be forwarded to your registered address.



JamesHardie™

James Hardie Industries plc

ARBN 097 829 895

Incorporated in Ireland. The liability of members is limited
Registration Number: 485719

Registered Office: Second Floor, Europa House,
Harcourt Centre, Harcourt Street, Dublin 2, D02 WR20, Ireland

Update your information:



Online:

www.computershare.com.au/easyupdate/jhx



By Mail:

Computershare Investor Services Pty Limited
GPO Box 2975 Melbourne
Victoria 3001 Australia

Enquiries:

(within Australia) 1300 855 080

(international) +61 3 9415 4000

Holder Identification Number (HIN)

HIN WITHHELD

ASX Code JHX

Record Date 18 November 2019

Payment Date 20 December 2019

Direct Credit Reference No. 812403

006791 000 JHX



MR RICHARD MICHAEL HURST & MRS
LEE ANN HURST
<R & L HURST S/F A/C>
40 PATERNOSTER ROAD
REID SA 5118

FY2020 First Half Ordinary Dividend

This payment represents a FY2020 first half ordinary dividend of 10 US cents (equivalent to 14.6830 Australian cents) per CUFS.
All amounts are in Australian dollars, except where indicated.

Dividend per CUFS	Number of CUFS	Gross Dividend	Irish Withholding Tax Deducted	Net Payment Amount
A\$0.146830	415	A\$60.93	A\$12.19	A\$48.74

Irish Withholding Tax

This statement should be retained as it will be accepted by the Irish Revenue Commissioners as evidence of Irish Withholding Tax deducted in respect of which you may be entitled to claim payment or relief. For the purposes of any Irish Withholding Tax reclaim, the Euro equivalent of the Irish Withholding Tax deducted in respect of these dividends was €7.51. The exchange rate used to convert from Australian dollars to Euros was A\$1.00 = €0.6160. The AUD/EUR exchange rate for the purposes of Irish Withholding Tax was set on 6 December 2019, as required by Irish Revenue. All other exchange rates were set on 18 November 2019.

Should you wish to complete an Irish DWT form in order to claim exemption from Irish Withholding Tax for future dividend payments, please refer to www.computershare.com/au/forms search for JHX and scroll to 'Company Forms'.

For the information of securityholders resident in Australia:

If you are completing an Australian tax return you should include in your assessable income, as foreign source income, an amount equal to the gross Australian dollar value of the dividends paid to you, inclusive of any tax disclosed above.

Notes:

James Hardie Industries plc is incorporated in Ireland. These dividend payments are unfranked.

This statement contains information which is important for your taxation records. Please retain in a safe place as a charge may be levied for a replacement.

Your Payment Instruction

ANZ

BSB: 015-356 Account number: XXXXXXXX71

Amount Deposited

A\$48.74

If payment cannot be made to the above instruction, payment will be withheld until a new direct credit instruction has been provided. You may be charged an administrative fee which will be deducted from your payment.



JamesHardie™

James Hardie Industries plc

ARBN 097 829 895

Incorporated in Ireland. The liability of members is limited

Registration Number: 485719

Registered Office: Second Floor, Europa House,
Harcourt Centre, Harcourt Street, Dublin 2, D02 WR20, Ireland

Update your information:



Online:

www.computershare.com.au/easyupdate/jhx



By Mail:

Computershare Investor Services Pty Limited
GPO Box 2975 Melbourne
Victoria 3001 Australia

Enquiries:

(within Australia) 1300 855 080

(international) +61 3 9415 4000

Holder Identification Number (HIN)

HIN WITHHELD

ASX Code	JHX
Record Date	6 June 2019
Payment Date	2 August 2019
Direct Credit Reference No.	812766

006876 000 JHX



MR RICHARD MICHAEL HURST & MRS
LEE ANN HURST
<R & L HURST S/F A/C>
40 PATERNOSTER ROAD
REID SA 5118

FY2019 Second Half Ordinary Dividend

This payment represents a FY2019 second half ordinary dividend of 26 US cents (equivalent to 37.2814 Australian cents) per CUFS. All amounts are in Australian dollars, except where indicated.

Dividend per CUFS	Number of CUFS	Gross Dividend	Irish Withholding Tax Deducted	Net Payment Amount
A\$0.372814	315	A\$117.44	A\$23.49	A\$93.95

Irish Withholding Tax

This statement should be retained as it will be accepted by the Irish Revenue Commissioners as evidence of Irish Withholding Tax deducted in respect of which you may be entitled to claim payment or relief. For the purposes of any Irish Withholding Tax reclaim, the Euro equivalent of the Irish Withholding Tax deducted in respect of these dividends was €14.74. The exchange rate used to convert from Australian dollars to Euros was A\$1.00 = €0.6275. The AUD/EUR exchange rate for the purposes of Irish Withholding Tax was set on 19 July 2019, as required by Irish Revenue. All other exchange rates were set on 6 June 2019.

Should you wish to complete an Irish DWT form in order to claim exemption from Irish Withholding Tax for future dividend payments, please refer to www.computershare.com/au/forms search for JHX and scroll to 'Company Forms'.

For the information of securityholders resident in Australia:

If you are completing an Australian tax return you should include in your assessable income, as foreign source income, an amount equal to the gross Australian dollar value of the dividends paid to you, inclusive of any tax disclosed above.

Notes:

James Hardie Industries plc is incorporated in Ireland. These dividend payments are unfranked.

This statement contains information which is important for your taxation records. Please retain in a safe place as a charge may be levied for a replacement.

Your Payment Instruction

ANZ

BSB: 015-356 Account number: XXXXXXXX71

Amount Deposited

A\$93.95

If payment cannot be made to the above instruction, payment will be withheld until a new direct credit instruction has been provided.



004679 000 MIN



MR RICHARD MICHAEL HURST & MRS
LEE ANN HURST
<R & L HURST S/F A/C>
40 PATERNOSTER ROAD
REID SA 5118

Update your information:

Online:
www.computershare.com.au/easyupdate/MIN

By Mail:
Computershare Investor Services Pty Limited
GPO Box 2975 Melbourne
Victoria 3001 Australia

Enquiries:

(within Australia) 1300 653 781
(international) +61 3 9415 4000

Holder Identification Number (HIN)

HIN WITHHELD

ASX Code	MIN
TFN/ABN Status	Quoted
Record Date	10 September 2019
Payment Date	4 October 2019
Direct Credit Reference No.	808819

2019 Final Dividend

Dear Securityholder,

This payment represents a final dividend of 31 cents per share for the year ended 30 June 2019. This dividend is paid on the shares registered in your name and entitled to participate as at the record date of 10 September 2019. This payment is 100% franked at the corporate tax rate of 30%.

Please register at www.computershare.com.au/easyupdate/MIN in order to update your TFN, bank account and other details online.

Derek Oelofse
Company Secretary

Class Description	Amount per Security	Number of Securities	Franked Amount	Unfranked Amount	Gross Payment
Ordinary Fully Paid Shares	31 cents	350	\$108.50	\$0.00	\$108.50
Net Payment					\$108.50
Franking Credit					\$46.50

Note: You should retain this statement to assist you in preparing your tax return.

Your Payment Instruction

ANZ
BSB: 015-356 Account number: XXXXXX71

Amount Deposited

AUD\$108.50



MINERAL RESOURCES

Mineral Resources Limited
ABN 33 118 549 910

005371 000 MIN



MR RICHARD MICHAEL HURST & MRS
LEE ANN HURST
<R & L HURST S/F A/C>
40 PATERNOSTER ROAD
REID SA 5118

Update your information:

Online:
www.computershare.com.au/easyupdate/MIN

By Mail:
Computershare Investor Services Pty Limited
GPO Box 2975 Melbourne
Victoria 3001 Australia

Enquiries:
(within Australia) 1300 653 781
(international) +61 3 9415 4000

Holder Identification Number (HIN)

HIN WITHHELD

ASX Code MIN
TFN/ABN Status Quoted
Record Date 2 March 2020
Payment Date 26 March 2020
Direct Credit Reference No. 808243

2020 Interim Dividend

Dear Securityholder,

This payment represents an interim dividend of 23 cents per share for the half year ended 31 December 2019. This dividend is paid on the shares registered in your name and entitled to participate as at the record date of 2 March 2020. This payment is 100% franked at the corporate tax rate of 30%.

Please register at www.computershare.com.au/easyupdate/MIN in order to update your TFN, bank account and other details online.

Derek Oelofse
Company Secretary

Class Description	Amount per Security	Number of Securities	Franked Amount	Unfranked Amount	Gross Payment
Ordinary Fully Paid Shares	23 cents	350	\$80.50	\$0.00	\$80.50
Net Payment					\$80.50
Franking Credit					\$34.50

Note 1: You should retain this statement to assist you in preparing your tax return.

Note 2: If you require your payment to be re-issued, you may be charged an administrative fee which will be deducted from your payment.


Your Payment Instruction


ANZ
BSB: 015-356 Account number: XXXXXXXX71


Amount Deposited
AUD\$80.50



All correspondence to:

 Boardroom Pty Limited
ABN 14 003 209 836
GPO Box 3993
Sydney NSW 2001

 Tel: 1300 664 446 (within Australia)
Tel: +61 2 8016 2896 (outside Australia)
Fax: +61 2 9279 0664

 www.boardroomlimited.com.au
origin@boardroomlimited.com.au

MR RICHARD MICHAEL HURST & MRS
LEE ANN HURST
<R & L HURST S/F A/C>
40 PATERNOSTER ROAD
REID SA 5118

SRN/HIN: X*****4930
Share Class: Ordinary
TFN/ABN Status: Quoted
Record Date: 03/09/2019
Payment Date: 27/09/2019

Dividend Statement

Origin Energy Limited has determined a final dividend for the full-year ended 30 June 2019.

Number of shares	Dividend per share	Franked amount	Unfranked amount	Total amount	Franking credit
880	15 cents	\$132.00	Nil	\$132.00	\$56.57

The dividend is 100% franked at the Australian company tax rate of 30%.

All amounts are in Australian dollars unless otherwise stated.

Please retain this statement for taxation purposes.

Your payment instructions

Bank code	Account number	Receipt currency	Exchange rate	Amount deposited
015-356	*****9571	AUD	N/A	132.00

To update your details online please visit www.investorserve.com.au


Upcoming events


16 October 2019
Annual General Meeting


S00097107556



All correspondence to:

 Boardroom Pty Limited
ABN 14 003 209 836
GPO Box 3993
Sydney NSW 2001

 Tel: 1300 664 446 (within Australia)
Tel: +61 2 8016 2896 (outside Australia)
Fax: +61 2 9279 0664

 www.boardroomlimited.com.au
origin@boardroomlimited.com.au

MR RICHARD MICHAEL HURST & MRS
LEE ANN HURST
<R & L HURST S/F A/C>
40 PATERNOSTER ROAD
REID SA 5118

SRN/HIN: X*****4930
Share Class: Ordinary
TFN/ABN Status: Quoted
Record Date: 03 March 2020
Payment Date: 27 March 2020

Dividend Statement

Origin Energy Limited has determined an interim dividend for the half-year ended 31 December 2019.

Number of shares	Dividend per share	Franked amount	Unfranked amount	Total amount	Franking credit
880	15 cents	\$132.00	Nil	\$132.00	\$56.57

The dividend is 100% franked at the Australian company tax rate of 30%.

All amounts are in Australian dollars unless otherwise stated.

Please retain this statement for taxation purposes.

Your payment instructions

Bank code	Account number	Receipt currency	Exchange rate	Amount deposited
015-356	*****571	AUD	N/A	132.00

Please check the above details are correct and the payment has been credited to your account.

Electronic Communications

Want to go paperless and receive your dividend statement electronically?
Log on to www.investorserve.com.au, provide your email address and change your communication preference to email.

S00097 107556

Origin's Half Year 2020 results summary

Statutory Profit

\$599 million

▼ \$197M decrease on
HY2019

Underlying Profit

\$528 million

▼ \$64M decrease on
HY2019

Underlying ROCE (12 month rolling)

8.3%

▼ 0.3 per cent decrease
on Dec-18

Free Cash Flow

\$680 million

▲ 22 per cent increase
on HY2019

Adjusted Net Debt*

\$5.1 billion

▼ \$342M reduction
since Jun-19

Interim Dividend

15 cents per share

▲ Up from 10 cents per
share for HY2019, when
dividends were reinstated

*Excludes \$540 million lease liability under AASB 16 first recognition.



021307 046 QBE



MR RICHARD MICHAEL HURST & MRS LEE ANN HURST
<R & L HURST S/F A/C>
40 PATERNOSTER ROAD
REID SA 5118

Update Your Information:

www.investorcentre.com/au
qbe.queries@computershare.com.au



Computershare Investor Services Pty Limited
GPO Box 2975
Melbourne Victoria 3001 Australia



1300 723 487 (within Australia)
+61 3 9415 4840 (outside Australia)



Holder Identification Number (HIN) HIN WITHHELD

ASX Code QBE
TFN/ABN Status Quoted
Record Date 6 March 2020
Payment Date 9 April 2020

2019 Final Dividend Notice

The details below relate to the final dividend of 27 cents per share for the year ended 31 December 2019. This dividend is 30% franked at the company tax rate of 30%. The whole of the unfranked amount of this dividend has been declared to be conduit foreign income.

CLASS DESCRIPTION	DIVIDEND PER SHARE	PARTICIPATING SHARES	FRANKED AMOUNT \$	UNFRANKED AMOUNT \$	FRANKING CREDIT \$	DIVIDEND PAYMENT \$
Fully Paid Ordinary	27 cents	575	46.58	108.67	19.96	155.25
Net Payment (AUD\$)						155.25

You should keep this statement to assist in preparing your tax return.

Payment instruction

ANZ
BSB: 015-356
Account Number: XXXXXXXX71
Direct Credit Reference No. 856515
Amount Deposited AUD\$155.25

259361_02_V3



Upcoming Events

7 May 2020 - Annual General Meeting



024439 046 QBE



MR RICHARD MICHAEL HURST & MRS
LEE ANN HURST
<R & L HURST S/F A/C>
40 PATERNOSTER ROAD
REID SA 5118

Update Your Information:

www.investorcentre.com/au
qbe.queries@computershare.com.au



Computershare Investor Services Pty Limited
GPO Box 2975
Melbourne Victoria 3001 Australia



1300 723 487 (within Australia)
+61 3 9415 4840 (outside Australia)



Holder Identification Number (HIN) HIN WITHHELD

ASX Code	QBE
TFN/ABN Status	Quoted
Record Date	23 August 2019
Payment Date	4 October 2019

2019 Interim Dividend Notice

The details below relate to the interim dividend of 25 cents per share for the half year ended 30 June 2019. This dividend is 60% franked at the company tax rate of 30%. The whole of the unfranked amount of this dividend has been declared to be conduit foreign income.

CLASS DESCRIPTION	DIVIDEND PER SHARE	PARTICIPATING SHARES	FRANKED AMOUNT \$	UNFRANKED AMOUNT \$	FRANKING CREDIT \$	DIVIDEND PAYMENT \$
Fully Paid Ordinary	25 cents	575	86.25	57.50	36.96	143.75
Net Payment (AUD\$)						143.75

You should keep this statement to assist in preparing your tax return.

Payment instruction

ANZ	
BSB:	015-356
Account Number:	XXXXXXXX71
Direct Credit Reference No.	863331
Amount Deposited	AUD\$143.75

251952_02_V2

Payment Advice



All Registry communications to:
C/- Link Market Services Limited
Locked Bag A14, Sydney South, NSW, 1235
Telephone: 1300 554 474
ASX Code: **REG**
Email: registrars@linkmarketservices.com.au
Website: www.linkmarketservices.com.au

REGIS HEALTHCARE LIMITED

ABN: 11 125 203 054

MR RICHARD MICHAEL HURST & MRS LEE ANN HURST <R & L HURST S/F A/C>
40 PATERNOSTER ROAD
REID SA
5118

DIVIDEND STATEMENT

Reference No.: X*****4930
Payment Date: 26 September 2019
Record Date: 12 September 2019

Security Description	Dividend Rate per Share	Participating Shares	Unfranked Amount	Franked Amount	Total Payment	Franking Credit
REG - ORDINARY FULLY PAID	\$0.0711	2,145	\$0.00	\$152.51	\$152.51	\$65.36
					Less Withholding Tax	\$0.00
					Net Amount	AUD 152.51
					Represented By:	
					Direct Credit amount	AUD 152.51

BANKING INSTRUCTIONS

The amount of AUD 152.51 was deposited to the bank account detailed below:

ANZ BANK

R + L HURST SUPER FUND
BSB: 015-356 **ACC:** *****9571

DIRECT CREDIT REFERENCE NO.: 1234437892

FRANKING INFORMATION

Franked Rate per Share	\$0.0711
Franking Percentage	100%
Company Tax Rate	30%

The total amount together with the franking credit (if any) should be disclosed as assessable income in your Australian tax return.

Note: You may require this statement for taxation purposes. All investors should seek independent advice relevant to their own particular circumstances.

Please ensure your details are current by viewing and updating via the online service centre.

041601 046 RIO



MR RICHARD MICHAEL HURST & MRS
LEE ANN HURST
<R & L HURST S/F A/C>
40 PATERNOSTER ROAD
REID SA 5118

Dividend Statement

Holder Identification Number	HIN WITHHELD
Record Date	9 August 2019
Payable Date	19 September 2019
Half Year Ended	30 June 2019
Tax File Number	Quoted

Shareholder helpline number: 1800 813 292
New Zealand holders: 0800 450 740
International shareholders: +61 (3) 9415 4030
www.investorcentre.com/rio
Computershare Investor Services Pty Ltd, GPO Box 2975, Melbourne VIC 3001 Australia

Dividend advice - Interim and special dividends for the half year ended 30 June 2019

Dear shareholder,

On 1 August 2019 Rio Tinto declared a 2019 interim dividend of 219.08 Australian cents per share (equivalent to 151.00 US cents), and a special dividend of 88.50 Australian cents per share (equivalent to 61.00 US cents). A payment has been made to your nominated bank account in accordance with your details shown below.

These dividends are payable on ordinary shares registered in your name and entitled to participate as at the record date of 9 August 2019. For income tax purposes these dividends are both fully franked (100 per cent) at the tax rate of 30 per cent.

Payment Type	AUD Dividend Rate Per Share	Shareholding	AUD Franked Dividend Payable	AUD Unfranked Dividend Payable	AUD Franking Credits	Gross Payment
Interim	219.08 cents	70	\$153.36	\$0.00	\$65.73	\$153.36
Special	88.50 cents	70	\$61.95	\$0.00	\$26.55	\$61.95
AUD Tax Withheld						\$0.00
AUD Dividend Amount						\$215.31

Yours sincerely

Tim Paine
Joint Company Secretary

If you require your payment to be re-issued, you may be charged an administrative fee which will be deducted from your payment.

BANKING INSTRUCTION

ANZ
BSB: 015-356 ACC: XXXXXX71

Date Payable: 19 September 2019
Payment Amount: \$215.31

Please retain this dividend statement for your records.

Manage your holdings online: Register at www.investorcentre.com/rio

Elect direct credit payment and electronic communications at Investor Centre, our free self-service website is available 24/7. Manage your shareholdings online, the easy way!

View any outstanding payments



Change payment options



Switch to ecommunications



View your Shareholding



Change your address



Update your TFN





Reliance Worldwide Corporation Limited
 ABN 46 610 855 877

005072 000 RWC



MR RICHARD MICHAEL HURST & MRS
 LEE ANN HURST
 <R & L HURST S/F A/C>
 40 PATERNOSTER ROAD
 REID SA 5118

2019 Final Dividend

Dear Shareholder,

This payment represents a final dividend of 5 cents per share for the year ended 30 June 2019. This dividend is paid on the shares registered in your name and entitled to participate as at the record date of 11 September 2019. This payment is 100% franked at the corporate tax rate of 30%.

Please register at www.computershare.com.au/easyupdate/rwc in order to update your TFN, bank account and other details online.

Class Description	Amount per Share	Number of Shares	Franked Amount	Unfranked Amount	Gross Payment
Ordinary Shares	5 cents	1,890	\$94.50	\$0.00	\$94.50
Net Payment					\$94.50
Franking Credit					\$40.50

Note 1: You should retain this statement to assist you in preparing your tax return.

Note 2: If you require your payment to be re-issued, you may be charged an administrative fee which will be deducted from your payment.

Your Payment Instruction

ANZ
 BSB: 015-356 Account number: XXXXXXXX71

Amount Deposited
AUD\$94.50

If payment cannot be made to the above instruction, a cheque will be forwarded to your registered address.

Update your information:

Online:
www.computershare.com.au/easyupdate/rwc

By Mail:
 Computershare Investor Services Pty Limited
 GPO Box 2975 Melbourne
 Victoria 3001 Australia

Enquiries:

(within Australia) 1300 850 505
 (international) +61 3 9415 4000

Holder Identification Number (HIN)

HIN WITHHELD

ASX Code	RWC
TFN/ABN Status	Quoted
Record Date	11 September 2019
Payment Date	11 October 2019
Direct Credit Reference No.	809642

Payment Advice

**All Registry communications to:**

C/- Link Market Services Limited
Locked Bag A14, Sydney South, NSW, 1235
Telephone: 1300 554 474

ASX Code: **SUN**

Email: registrars@linkmarketservices.com.au

Website: www.linkmarketservices.com.au

SUNCORP GROUP LIMITED

ABN: 66 145 290 124

MR RICHARD MICHAEL HURST & MRS LEE ANN HURST <R & L
HURST S/F A/C>
40 PATERNOSTER ROAD
REID SA
5118

DIVIDEND STATEMENT

Reference No.: X*****4930

Payment Date: 31 March 2020

Record Date: 20 February 2020

Security Description	Dividend Rate per Share	Participating Shares	Unfranked Amount	Franked Amount	Total Payment	Franking Credit
SUN - ORDINARY SHARES	\$0.26	297	\$0.00	\$77.22	\$77.22	\$33.09
					Less Withholding Tax	\$0.00
					Net Amount	AUD 77.22
					Represented By:	
					Direct Credit amount	AUD 77.22

BANKING INSTRUCTIONS

The amount of AUD 77.22 was deposited to the bank account detailed below:

ANZ BANK

R + L HURST SUPER FUND
BSB: 015-356 ACC: *****9571

DIRECT CREDIT REFERENCE NO.: 1237912113

FRANKING INFORMATION


Franked Rate per Share	\$0.26
Franking Percentage	100%
Company Tax Rate	30%

The total amount together with the franking credit (if any) should be disclosed as assessable income in your Australian tax return.

Note: You may require this statement for taxation purposes. All investors should seek independent advice relevant to their own particular circumstances.

Please ensure your details are current by viewing and updating via the online service centre.

Payment Advice



TELSTRA CORPORATION LIMITED

ABN: 33 051 775 556

**MR RICHARD MICHAEL HURST & MRS LEE ANN HURST <R & L
HURST S/F A/C>**
40 PATERNOSTER ROAD
REID SA
5118

All Registry communications to:
TELSTRA CORPORATION LIMITED
PO Box A942 SYDNEY SOUTH NSW 1234
Telephone: 1300 88 66 77
ASX Code: **TLS**
Email: telstra@linkmarketservices.com.au
Website: www.linkmarketservices.com.au

DIVIDEND STATEMENT

Reference No.: X*****4930
Payment Date: 27 March 2020
Record Date: 27 February 2020

Security Description	Dividend Rate per Share	Participating Shares	Unfranked Amount	Franked Amount	Total Payment	Franking Credit
TLS - FULLY PAID ORDINARY SHARES	\$0.08	55	\$0.00	\$4.40	\$4.40	\$1.89
					Less Withholding Tax	\$0.00
					Net Amount	AUD 4.40
					Represented By:	
					Direct Credit amount	AUD 4.40

BANKING INSTRUCTIONS

The amount of AUD 4.40 was deposited to the bank account detailed below:

ANZ BANK

R + L HURST SUPER FUND
BSB: 015-356 **ACC:** *****9571

DIRECT CREDIT REFERENCE NO.: 1239319875

FRANKING INFORMATION

Franked Rate per Share	\$0.08
Franking Percentage	100%
Company Tax Rate	30%

The interim dividend for the period ended 31 December 2019 is comprised of an interim ordinary dividend of 5 cents per share and an interim special dividend of 3 cents per share, both fully franked at the company tax rate of 30%.

The total amount together with the franking credit (if any) should be disclosed as assessable income in your Australian tax return.

Note: You may require this statement for taxation purposes. All investors should seek independent advice relevant to their own particular circumstances.

Please ensure your details are current by viewing and updating via the online service centre.

All registry communications to:
Link Market Services Limited
Locked Bag A6015, Sydney South NSW 1235
Telephone (free call within Australia): +61 1800 804 255
ASX Code: WBC
Email: westpac@linkmarketservices.com.au
Website: www.linkmarketservices.com.au



046 / 232868

MR RICHARD MICHAEL HURST & MRS
LEE ANN HURST
<R & L HURST S/F A/C>
40 PATERNOSTER ROAD
REID SA 5118

Key details

Payment date:	20 December 2019
Record date:	13 November 2019
SRN/HIN:	X*****4930
TFN/ABN status:	RECEIVED AND RECORDED

Final dividend statement for the six months ended 30 September 2019

This dividend is 100% franked with Australian franking credits at the company tax rate of 30%.

Description	Participating holding	Dividend rate per share [#]	Unfranked amount	Franked amount	Total amount	Franking credit
Ordinary shares	269	80 cents	\$0.00	\$215.20	\$215.20	\$92.23
Net dividend amount					\$215.20	
***New Zealand Imputation Credit (NZIC)						NZ\$18.83

[#] The final dividend of 80 cents per share takes into consideration the cost of the Bank Levy which was equivalent to 8 cents per share over 2019. All amounts are in Australian dollars unless otherwise stated.

*** Only relevant for New Zealand taxpayers.

PAYMENT INSTRUCTIONS

ANZ BANK

BSB: 015-356

ACC: *****9571

ACCOUNT NAME: R + L HURST SUPER FUND

PAYMENT REFERENCE NUMBER: 001235971523

A payment has been made to the above account. If this account is not valid please turn over for instructions to update your details.

**Please keep this statement for your tax records.
It can also be accessed online in Link's Investor Centre, see over for login instructions.**

Update your details **online**

Information we need from you

We need the following details to administer your holding. If you have not provided these details, or if they have changed, you can update them via Link's Investor Centre:

1	Bank account details Dividend will only be paid directly into an Australian dollar bank account. A dividend payment statement will be provided for each payment.
2	Email address Communication by email means you can be promptly notified of key announcements, when dividend payments are made and when statements can be accessed online.
3	TFN, TFN exemption or ABN Providing your Tax File Number (TFN), TFN exemption code or Australian Business Number (ABN) is optional. However, without these details Westpac may be required to withhold Australian tax, from any dividend that is not 100% franked, at the highest marginal tax rate plus the Medicare levy.

How to update your information

1. Login to Link's Investor Centre at www.linkmarketservices.com.au
2. Click on **Investor Login**
3. If you do not have a **Portfolio*** login, please use the Single Holding login
4. Enter **WBC** in the **Issuer Name** field and press enter
5. Enter your **Security Holder Number (SRN)** or **Holder Identification Number (HIN)**
6. Enter your **postcode** or, if your registered address is overseas, click on the **Outside Australia** link to look up your country of residence
7. Enter the **security code** in the box provided (this protects against robots)
8. Click on the box indicating you have read the terms and conditions
9. Click on **Login**

* Setting up a Portfolio login allows you to easily manage your holdings across issuers who use Link as their registrar.

All correspondence to:
 Computershare Investor Services Pty Limited
 GPO Box 2975 Melbourne
 Victoria 3001 Australia
 Enquiries (within Australia) 1300 558 062
 (outside Australia) +61 3 9415 4631
 Facsimile +61 3 9473 2500
www.investorcentre.com/contact
www.computershare.com

Private and Confidential

127021 046 WES



MR RICHARD MICHAEL HURST & MRS
 LEE ANN HURST
 <R & L HURST S/F A/C>
 40 PATERNOSTER ROAD
 REID SA 5118

Holder Identification Number (HIN)
HIN WITHHELD

Record Date	25 February 2020
Payment Date	31 March 2020
TFN/ABN Status	Quoted
Direct Credit Ref. No.	1086304
ASX Code	WES

Interim Dividend

The statement below represents your interim dividend for the half-year ended 31 December 2019. The dividend is fully-franked (100 per cent) for Australian income tax purposes at the corporate tax rate of 30 per cent.

Class Description	Amount per Security	Number of Securities	Franked Amount	Unfranked Amount	Gross Payment	Franking Credit
Ordinary Shares	A\$0.75	197	A\$147.75	A\$0.00	A\$147.75	A\$63.32
Total			A\$147.75	A\$0.00	A\$147.75	A\$63.32
Net Payment					A\$147.75	

Important Notes

1. You should retain this statement to assist you in preparing your tax return.
2. Shareholders should obtain their own professional advice on the tax implications of this dividend.

Non-Resident Shareholders

The Franked Amount is not subject to withholding tax.
 New Zealand Imputation Credits are not attached to this dividend.



Help Wesfarmers to help the environment

To apply for online statements, or to view or update your security holding details please visit: www.wesdirect.com.au. When in Wesdirect, log in as an existing user with your user ID or register as a new user by creating a login using your SRN/HIN and postcode (if within Australia) or country (if outside Australia). For security purposes, if you wish to update your information you will be required to register by choosing a user ID and password.

Your Payment Instruction

ANZ
 BSB: 015-356 Account number: XXXXXX71

Amount Deposited

A\$147.75

Private and Confidential

130534 046 WES



MR RICHARD MICHAEL HURST & MRS
 LEE ANN HURST
 <R & L HURST S/F A/C>
 40 PATERNOSTER ROAD
 REID SA 5118

Holder Identification Number (HIN)
HIN WITHHELD

Record Date	2 September 2019
Payment Date	9 October 2019
TFN/ABN Status	Quoted
Direct Credit Ref. No.	1093881
ASX Code	WES

Final Dividend

The statement below represents your final dividend for the year ended 30 June 2019. The dividend is fully-franked (100 per cent) for Australian income tax purposes at the corporate tax rate of 30 per cent.

Class Description	Amount per Security	Number of Securities	Franked Amount	Unfranked Amount	Gross Payment	Franking Credit
Ordinary Shares	A\$0.78	197	A\$153.66	A\$0.00	A\$153.66	A\$65.85
Total			A\$153.66	A\$0.00	A\$153.66	A\$65.85
Net Payment					A\$153.66	

New Zealand Imputation Credits in NZD

NZ\$19.70

New Zealand tax law requires us to notify shareholders that New Zealand imputation credits have been attached to this dividend at a rate of NZ\$0.10 per share. These credits are only relevant for shareholders required to file a New Zealand income tax return.

Important Notes

1. You should retain this statement to assist you in preparing your tax return.
2. Shareholders should obtain their own professional advice on the tax implications of this dividend.

Non-Resident Shareholders

The Franked Amount is not subject to withholding tax.



Help Wesfarmers to help the environment

To apply for online statements, or to view or update your security holding details please visit: www.wesdirect.com.au. When in Wesdirect, log in as an existing user with your user ID or register as a new user by creating a login using your SRN/HIN and postcode (if within Australia) or country (if outside Australia). For security purposes, if you wish to update your information you will be required to register by choosing a user ID and password.

Your Payment Instruction

ANZ
 BSB: 015-356 Account number: XXXXXX71

Amount Deposited
A\$153.66



056713 046 WPL



MR RICHARD MICHAEL HURST & MRS
LEE ANN HURST
<R & L HURST S/F A/C>
40 PATERNOSTER ROAD
REID SA 5118

Update Your Information:

www.investorcentre.com/wpl



Computershare Investor Services Pty Limited
GPO Box 2975 Melbourne
Victoria 3001 Australia



1300 558 507 (within Australia)
+61 3 9415 4632 (outside Australia)



Holder Identification Number (HIN)

HIN WITHHELD

ASX Code	WPL
TFN/ABN Status	Quoted
Record Date	25 February 2020
Payment Date	20 March 2020
Direct Credit Reference No.	630581

DIVIDEND STATEMENT

The statement below represents your final dividend for the full year ended 31 December 2019. This dividend is paid at the rate of 55 US cents (equivalent to 83.131802 Australian cents) per share on your holding of fully paid ordinary shares, registered in your name and eligible as at the record date 25 February 2020.

This dividend is fully franked (100%) at the tax rate of 30%.

Class Description	Amount per Security	Number of Securities	Franked Amount	Unfranked Amount	Total Payment
Ordinary Shares	A\$0.83131802	310	A\$257.71	A\$0.00	A\$257.71
Net Payment					A\$257.71
Australian Franking Credit					A\$110.45

PLEASE CONSIDER RECEIVING ONLINE SHAREHOLDER COMMUNICATIONS

Shareholders who receive online communications enjoy the benefits of quick and convenient communications including notifications of company results. Online communications help reduce the significant costs of paper and postage.

To apply for online statements, or to view or update your security holding details please visit: www.investorcentre.com/wpl. When in Investor Centre, if you wish to view your security holding log in using your SRN/HIN and postcode (if within Australia) or country (if outside Australia). For security purposes, if you wish to update your information you will be required to login as an existing user with your User ID and password or register as a new user and create a User ID and password.

Important Notes:

1. You should retain this statement to assist you in preparing your tax return.
2. If you require a replacement payment for any of your dividend payments, you may be charged a fee to cover the costs to reissue such payments.

YOUR PAYMENT INSTRUCTION

ANZ
BSB: 015-356 Account number: XXXXXXX71

Amount Deposited
A\$257.71

If payment cannot be made to the above account, the dividend amount will be withheld pending receipt of your valid direct credit instructions.



055210 046 WPL



MR RICHARD MICHAEL HURST & MRS
LEE ANN HURST
<R & L HURST S/F A/C>
40 PATERNOSTER ROAD
REID SA 5118

Update Your Information:

www.investorcentre.com/wpl



Computershare Investor Services Pty Limited
GPO Box 2975 Melbourne
Victoria 3001 Australia



1300 558 507 (within Australia)
+61 3 9415 4632 (outside Australia)



Holder Identification Number (HIN)

HIN WITHHELD

ASX Code	WPL
TFN/ABN Status	Quoted
Record Date	27 August 2019
Payment Date	20 September 2019
Direct Credit Reference No.	630039

DIVIDEND STATEMENT

The statement below represents your interim dividend for the half year ended 30 June 2019. This dividend is paid at the rate of 36 US cents (equivalent to 53.238687 Australian cents) per share on your holding of fully paid ordinary shares, registered in your name and eligible as at the record date 27 August 2019.

This dividend is fully franked (100%) at the tax rate of 30%.

Class Description	Amount per Security	Number of Securities	Franked Amount	Unfranked Amount	Total Payment
Ordinary Shares	A\$0.53238687	310	A\$165.04	A\$0.00	A\$165.04
Net Payment					A\$165.04
Australian Franking Credit					A\$70.73

PLEASE CONSIDER RECEIVING ONLINE SHAREHOLDER COMMUNICATIONS

Shareholders who receive online communications enjoy the benefits of quick and convenient communications including notifications of company results. Online communications help reduce the significant costs of paper and postage.

To apply for online statements, or to view or update your security holding details please visit: www.investorcentre.com/wpl. When in Investor Centre, if you wish to view your security holding log in using your SRN/HIN and postcode (if within Australia) or country (if outside Australia). For security purposes, if you wish to update your information you will be required to login as an existing user with your User ID and password or register as a new user and create a User ID and password.

Important Notes:

1. You should retain this statement to assist you in preparing your tax return.
2. If you require a replacement payment for any of your dividend payments, you may be charged a fee to cover the costs to reissue such payments.

YOUR PAYMENT INSTRUCTION

ANZ
BSB: 015-356 Account number: XXXXXXXX71

Amount Deposited
A\$165.04

If payment cannot be made to the above account, the dividend amount will be withheld pending receipt of your valid direct credit instructions.

24200 - Contributions

2020 Financial Year

Preparer Kelly Fu

Reviewer Kelly Fu

Status Completed

Account Code	Description	CY Balance	LY Balance	Change
HURLEE00001A	(Contributions) Hurst, Lee Ann - Accumulation (Accumulation)	(\$27,000.00)	(\$27,000.00)	0%
HURRIC00001A	(Contributions) Hurst, Richard - Accumulation (Accumulation)	(\$27,000.00)	(\$27,000.00)	0%
TOTAL		CY Balance	LY Balance	
		(\$54,000.00)	(\$54,000.00)	

Supporting Documents

- Contributions Breakdown Report [Report](#)

Standard Checklist

- Attach copies of S290-170 notices (if necessary)
- Attach copy of Contributions Breakdown Report
- Attach SuperStream Contribution Data Report
- Check Fund is registered for SuperStream (if necessary)
- Ensure all Contributions have been allocated from Bank Accounts
- Ensure Work Test is satisfied if members are over 65

R & L Hurst Superannuation Fund

Contributions Breakdown Report

For The Period 01 July 2019 - 30 June 2020

Summary

Member	D.O.B	Age (at 30/06/2019)	Total Super Balance (at 30/06/2019) *1	Concessional	Non-Concessional	Other	Reserves	Total
Hurst, Lee Ann	03/10/1970	48	617,207.09	25,000.00	0.00	0.00	4,000.00	29,000.00
Hurst, Richard	01/02/1971	48	604,851.69	25,000.00	0.00	0.00	4,000.00	29,000.00
All Members				50,000.00	0.00	0.00	8,000.00	58,000.00

*1 Total Super Balance is per individual across funds within a firm.

Contribution Caps

Member	Contribution Type	Contributions	Cap	Current Position
Hurst, Lee Ann	Concessional	25,000.00	25,000.00	At Limit
	Non-Concessional	0.00	100,000.00	100,000.00 Below Cap
Hurst, Richard	Concessional	25,000.00	25,000.00	At Limit
	Non-Concessional	0.00	100,000.00	100,000.00 Below Cap

Carry Forward Unused Concessional Contribution Cap

Member	2015	2016	2017	2018	2019	2020	Current Position
Hurst, Lee Ann							
Concessional Contribution Cap	30,000.00	30,000.00	30,000.00	25,000.00	25,000.00	25,000.00	
Concessional Contribution	30,000.00	30,000.00	30,000.00	25,000.00	25,000.00	25,000.00	
Unused Concessional Contribution	0.00	0.00	0.00	0.00	0.00	0.00	
Cumulative Carry Forward Unused	N/A	N/A	N/A	N/A	0.00	0.00	
Maximum Cap Available	30,000.00	30,000.00	30,000.00	25,000.00	25,000.00	25,000.00	At Limit
Total Super Balance	0.00	0.00	0.00	509,477.40	563,613.27	617,207.09	

Hurst, Richard							
Concessional Contribution Cap	30,000.00	30,000.00	30,000.00	25,000.00	25,000.00	25,000.00	
Concessional Contribution	30,000.00	30,000.00	30,000.00	25,000.00	25,000.00	25,000.00	
Unused Concessional Contribution	0.00	0.00	0.00	0.00	0.00	0.00	
Cumulative Carry Forward Unused	N/A	N/A	N/A	N/A	0.00	0.00	
Maximum Cap Available	30,000.00	30,000.00	30,000.00	25,000.00	25,000.00	25,000.00	At Limit
Total Super Balance	0.00	0.00	0.00	504,512.14	555,370.17	604,851.69	

NCC Bring Forward Caps

Member	Bring Forward Cap	2017	2018	2019	2020	Total	Current Position
Hurst, Lee Ann	N/A	0.00	675.00	0.00	0.00	N/A	Bring Forward Not Triggered
Hurst, Richard	N/A	0.00	675.00	0.00	0.00	N/A	Bring Forward Not Triggered

Hurst, Lee Ann

Date	Transaction Description	Contribution Type	Ledger Data				SuperStream Data					
			Concessional	Non-Concession	Other	Reserves	Contribution	Employer	Concessional	Non-Concess	Other	
01/07/2019	Close Period Journal	Transferred from Reserves - Assessable	2,000.00									
31/07/2019	PAYMENT FROM Hurst Plumbers	Personal - Concessional	3,600.00									
29/01/2020	PAYMENT FROM Hurst Plumbers	Personal - Concessional	1,600.00									
02/03/2020	PAYMENT FROM Hurst Plumbers	Personal - Concessional	1,600.00									
07/04/2020	PAYMENT FROM Hurst Plumbers	Personal - Concessional	16,200.00									
24/06/2020	ANZ INTERNET BANKING TRANSFER HURST PLUMBERS HURST PLUMBERS	Contribution Reserves - Personal Concessional				4,000.00						
Total - Hurst, Lee Ann			25,000.00	0.00	0.00	4,000.00				0.00	0.00	0.00

Hurst, Richard

Date	Transaction Description	Ledger Data				SuperStream Data					
		Contribution Type	Concessional	Non-Concession	Other	Reserves	Contribution	Employer	Concessional	Non-Concess	Other
01/07/2019	Close Period Journal	Transferred from Reserves - Assessable	2,000.00								
28/08/2019	PAYMENT FROM hurst plumbers [PAYMENT FROM Hurst Plumbers]	Personal - Concessional	1,600.00								
30/09/2019	PAYMENT FROM Hurst Plumbers	Personal - Concessional	2,000.00								
28/11/2019	PAYMENT FROM Hurst Plumbers	Personal - Concessional	3,200.00								
07/04/2020	PAYMENT FROM Hurst Plumbers	Personal - Concessional	16,200.00								
24/06/2020	ANZ INTERNET BANKING TRANSFER HURST PLUMBERS HURST PLUMBERS	Contribution Reserves - Personal Concessional				4,000.00					
Total - Hurst, Richard			25,000.00	0.00	0.00	4,000.00			0.00	0.00	0.00
Total for all members			50,000.00	0.00	0.00	8,000.00					

24700 - Changes in Market Values of Investments

2020 Financial Year

Preparer Kelly Fu

Reviewer Kelly Fu

Status Completed

Account Code	Description	CY Balance	LY Balance	Change
24700	Changes in Market Values of Investments	\$61,432.92	\$2,513.31	2344.3%
TOTAL		CY Balance	LY Balance	
		\$61,432.92	\$2,513.31	

Supporting Documents

- Market Movement [Report](#)
- Net Capital Gains Reconciliation [Report](#)
- Realised Capital Gain Report [Report](#)
- SUN_Payment_Advice_2019_10_24.pdf

Standard Checklist

- Attach copies of Source Documentation (Contract Notes, Broker Statements, Chess Statements, Contracts of Sale, Managed Fund Statements etc)
- Attach copy of Market Movement report
- Attach copy of Net Capital Gains Reconciliation
- Attach copy of Realised Capital Gain Report
- Ensure all Asset Disposals have been entered
- Ensure all Market Values have been entered for June 30
- Ensure all Tax Deferred Distributions have been entered

R & L Hurst Superannuation Fund

Market Movement Report

As at 30 June 2020

Investment	Date	Description	Unrealised				Realised			Total
			Units	Accounting Cost Movement	Market Movement	Depreciation	Balance	Consideration	Accounting Cost Base	
16 Hooke Road, Edinburgh North SA										
	01/07/2019	Opening Balance	1.00	0.00	0.00	0.00	550,000.00	0.00	0.00	0.00
	30/06/2020		1.00	0.00	0.00	0.00	550,000.00	0.00	0.00	0.00
AGL Energy Limited.										
	01/07/2019	Opening Balance	165.00	0.00	0.00	0.00	3,301.65	0.00	0.00	0.00
	01/08/2019	Purchase	145.00	3,002.60	0.00	0.00	6,304.25	0.00	0.00	0.00
	15/11/2019	Revaluation	0.00	0.00	(63.95)	0.00	6,240.30	0.00	0.00	0.00
	30/06/2020	Revaluation	0.00	0.00	(954.80)	0.00	5,285.50	0.00	0.00	0.00
	30/06/2020		310.00	3,002.60	(1,018.75)	0.00	5,285.50	0.00	0.00	0.00
Alumina Limited										
	01/07/2019	Opening Balance	2,920.00	0.00	0.00	0.00	6,803.60	0.00	0.00	0.00
	01/08/2019	Purchase	1,490.00	3,498.15	0.00	0.00	10,301.75	0.00	0.00	0.00
	15/11/2019	Revaluation	0.00	0.00	635.05	0.00	10,936.80	0.00	0.00	0.00
	30/06/2020	Revaluation	0.00	0.00	(3,770.55)	0.00	7,166.25	0.00	0.00	0.00
	30/06/2020		4,410.00	3,498.15	(3,135.50)	0.00	7,166.25	0.00	0.00	0.00
Amcor Limited										
	01/07/2019	Opening Balance	341.00	0.00	0.00	0.00	5,520.79	0.00	0.00	0.00
	01/08/2019	Purchase	129.00	2,028.78	0.00	0.00	7,549.57	0.00	0.00	0.00
	15/11/2019	Revaluation	0.00	0.00	(640.57)	0.00	6,909.00	0.00	0.00	0.00
	09/04/2020	Purchase	113.00	1,513.99	0.00	0.00	8,422.99	0.00	0.00	0.00
	30/06/2020	Revaluation	0.00	0.00	18.85	0.00	8,441.84	0.00	0.00	0.00
	30/06/2020		583.00	3,542.77	(621.72)	0.00	8,441.84	0.00	0.00	0.00
Argo Investments Limited										
	01/07/2019	Opening Balance	1,124.00	0.00	0.00	0.00	9,126.88	0.00	0.00	0.00
	15/11/2019	Revaluation	0.00	0.00	404.64	0.00	9,531.52	0.00	0.00	0.00
	30/06/2020	Revaluation	0.00	0.00	(1,449.96)	0.00	8,081.56	0.00	0.00	0.00
	30/06/2020		1,124.00	0.00	(1,045.32)	0.00	8,081.56	0.00	0.00	0.00
Atlas Arteria										
	01/07/2019	Opening Balance	1,064.00	0.00	0.00	0.00	8,341.76	0.00	0.00	0.00
	01/08/2019	Purchase	241.00	1,990.38	0.00	0.00	10,332.14	0.00	0.00	0.00
	15/11/2019	Revaluation	0.00	0.00	(218.39)	0.00	10,113.75	0.00	0.00	0.00
	09/04/2020	Purchase	365.00	1,993.65	0.00	0.00	12,107.40	0.00	0.00	0.00
	30/06/2020	Revaluation	0.00	0.00	(1,052.00)	0.00	11,055.40	0.00	0.00	0.00

R & L Hurst Superannuation Fund

Market Movement Report

As at 30 June 2020

Investment	Date	Description	Unrealised				Realised			Total
			Units	Accounting Cost Movement	Market Movement	Depreciation	Balance	Consideration	Accounting Cost Base	
	30/06/2020		1,670.00	3,984.03	(1,270.39)	0.00	11,055.40	0.00	0.00	0.00
Aurizon Holdings Limited										
	01/07/2019	Opening Balance	1,068.00	0.00	0.00	0.00	5,767.20	0.00	0.00	0.00
	01/08/2019	Purchase	342.00	1,997.61	0.00	0.00	7,764.81	0.00	0.00	0.00
	15/11/2019	Revaluation	0.00	0.00	272.19	0.00	8,037.00	0.00	0.00	0.00
	09/04/2020	Purchase	330.00	1,507.30	0.00	0.00	9,544.30	0.00	0.00	0.00
	30/06/2020	Revaluation	0.00	0.00	(983.50)	0.00	8,560.80	0.00	0.00	0.00
	30/06/2020		1,740.00	3,504.91	(711.31)	0.00	8,560.80	0.00	0.00	0.00
Australia And New Zealand Banking										
	01/07/2019	Opening Balance	220.00	0.00	0.00	0.00	6,206.20	0.00	0.00	0.00
	01/08/2019	Purchase	90.00	2,526.85	0.00	0.00	8,733.05	0.00	0.00	0.00
	15/11/2019	Revaluation	0.00	0.00	(855.95)	0.00	7,877.10	0.00	0.00	0.00
	30/06/2020	Revaluation	0.00	0.00	(2,098.70)	0.00	5,778.40	0.00	0.00	0.00
	30/06/2020		310.00	2,526.85	(2,954.65)	0.00	5,778.40	0.00	0.00	0.00
BHP Group Limited										
	01/07/2019	Opening Balance	0.00	0.00	0.00	0.00	0.00	0.00	0.00	0.00
	01/08/2019	Purchase	342.00	14,028.56	0.00	0.00	14,028.56	0.00	0.00	0.00
	15/11/2019	Revaluation	0.00	0.00	(1,278.80)	0.00	12,749.76	0.00	0.00	0.00
	09/04/2020	Purchase	63.00	2,007.91	0.00	0.00	14,757.67	0.00	0.00	0.00
	30/06/2020	Revaluation	0.00	0.00	(250.57)	0.00	14,507.10	0.00	0.00	0.00
	30/06/2020		405.00	16,036.47	(1,529.37)	0.00	14,507.10	0.00	0.00	0.00
Brambles Limited										
	01/07/2019	Opening Balance	518.00	0.00	0.00	0.00	6,671.84	0.00	0.00	0.00
	01/08/2019	Purchase	152.00	2,007.92	0.00	0.00	8,679.76	0.00	0.00	0.00
	22/10/2019	Return Of Capital	0.00	(80.40)	0.00	0.00	8,599.36			
	15/11/2019	Revaluation	0.00	0.00	(284.66)	0.00	8,314.70	0.00	0.00	0.00
	09/04/2020	Purchase	137.00	1,515.73	0.00	0.00	9,830.43	0.00	0.00	0.00
	30/06/2020	Revaluation	0.00	0.00	(1,058.34)	0.00	8,772.09	0.00	0.00	0.00
	30/06/2020		807.00	3,443.25	(1,343.00)	0.00	8,772.09	0.00	0.00	0.00

R & L Hurst Superannuation Fund

Market Movement Report

As at 30 June 2020

Investment	Date	Description	Unrealised				Realised			Total
			Units	Accounting Cost Movement	Market Movement	Depreciation	Balance	Consideration	Accounting Cost Base	
Coles Group Limited.										
	01/07/2019	Opening Balance	147.00	0.00	0.00	0.00	1,962.45	0.00	0.00	0.00
	01/08/2019	Disposal	(147.00)	(1,857.00)	0.00	0.00	105.45	2,084.71	1,857.00	227.71
	01/08/2019	Writeback	0.00	0.00	(105.45)	0.00	0.00	0.00	0.00	0.00
	30/06/2020		0.00	(1,857.00)	(105.45)	0.00	0.00	2,084.71	1,857.00	227.71
Cybg Plc										
	01/07/2019	Opening Balance	1,090.00	0.00	0.00	0.00	3,727.80	0.00	0.00	0.00
	01/08/2019	Purchase	1,240.00	4,005.60	0.00	0.00	7,733.40	0.00	0.00	0.00
	15/11/2019	Code/Class Change	(2,330.00)	0.00	0.00	0.00	7,733.40	0.00	0.00	0.00
	15/11/2019	Code/Class Change	0.00	(9,027.70)	0.00	0.00	(1,294.30)	9,027.70	9,027.70	0.00
	15/11/2019	Revaluation	0.00	0.00	1,294.30	0.00	0.00	0.00	0.00	0.00
	30/06/2020		0.00	(5,022.10)	1,294.30	0.00	0.00	9,027.70	9,027.70	0.00
Duluxgroup Limited										
	01/07/2019	Opening Balance	877.00	0.00	0.00	0.00	8,173.64	0.00	0.00	0.00
	21/08/2019	Merger	(877.00)	(5,481.52)	0.00	0.00	2,692.12	8,217.49	5,481.52	2,735.97
	21/08/2019	Writeback	0.00	0.00	(2,692.12)	0.00	0.00	0.00	0.00	0.00
	30/06/2020		0.00	(5,481.52)	(2,692.12)	0.00	0.00	8,217.49	5,481.52	2,735.97
Goodman Group										
	01/07/2019	Opening Balance	793.00	0.00	0.00	0.00	11,918.79	0.00	0.00	0.00
	15/11/2019	Revaluation	0.00	0.00	(309.27)	0.00	11,609.52	0.00	0.00	0.00
	09/04/2020	Purchase	114.00	1,506.70	0.00	0.00	13,116.22	0.00	0.00	0.00
	30/06/2020	Revaluation	0.00	0.00	352.73	0.00	13,468.95	0.00	0.00	0.00
	30/06/2020		907.00	1,506.70	43.46	0.00	13,468.95	0.00	0.00	0.00
Insurance Australia Group Limited										
	01/07/2019	Opening Balance	1,058.00	0.00	0.00	0.00	8,739.08	0.00	0.00	0.00
	15/11/2019	Revaluation	0.00	0.00	(423.20)	0.00	8,315.88	0.00	0.00	0.00
	09/04/2020	Purchase	242.00	1,506.10	0.00	0.00	9,821.98	0.00	0.00	0.00
	30/06/2020	Revaluation	0.00	0.00	(2,320.98)	0.00	7,501.00	0.00	0.00	0.00
	30/06/2020		1,300.00	1,506.10	(2,744.18)	0.00	7,501.00	0.00	0.00	0.00
James Hardie Industries Plc										
	01/07/2019	Opening Balance	315.00	0.00	0.00	0.00	5,890.50	0.00	0.00	0.00
	01/08/2019	Purchase	100.00	1,998.00	0.00	0.00	7,888.50	0.00	0.00	0.00
	15/11/2019	Revaluation	0.00	0.00	4,084.25	0.00	11,972.75	0.00	0.00	0.00
	30/06/2020	Revaluation	0.00	0.00	(551.95)	0.00	11,420.80	0.00	0.00	0.00

R & L Hurst Superannuation Fund

Market Movement Report

As at 30 June 2020

Investment	Date	Description	Unrealised				Realised			Total
			Units	Accounting Cost Movement	Market Movement	Depreciation	Balance	Consideration	Accounting Cost Base	
	30/06/2020		415.00	1,998.00	3,532.30	0.00	11,420.80	0.00	0.00	0.00
Janus Henderson Group Plc										
	01/07/2019	Opening Balance	109.00	0.00	0.00	0.00	3,301.61	0.00	0.00	0.00
	01/08/2019	Purchase	92.00	3,002.86	0.00	0.00	6,304.47	0.00	0.00	0.00
	15/11/2019	Revaluation	0.00	0.00	1,086.30	0.00	7,390.77	0.00	0.00	0.00
	30/06/2020	Revaluation	0.00	0.00	(1,167.81)	0.00	6,222.96	0.00	0.00	0.00
	30/06/2020		201.00	3,002.86	(81.51)	0.00	6,222.96	0.00	0.00	0.00
Mineral Resources Limited										
	06/09/2019	Purchase	350.00	4,796.50	0.00	0.00	4,796.50	0.00	0.00	0.00
	15/11/2019	Revaluation	0.00	0.00	334.50	0.00	5,131.00	0.00	0.00	0.00
	09/04/2020	Purchase	128.00	2,011.96	0.00	0.00	7,142.96	0.00	0.00	0.00
	30/06/2020	Revaluation	0.00	0.00	2,976.30	0.00	10,119.26	0.00	0.00	0.00
	30/06/2020		478.00	6,808.46	3,310.80	0.00	10,119.26	0.00	0.00	0.00
North Investment										
	01/07/2019	Opening Balance	318,508.76	0.00	0.00	0.00	298,094.58	0.00	0.00	0.00
	30/06/2020	Purchase	72,530.69	157,562.35	0.00	0.00	455,656.93	0.00	0.00	0.00
	30/06/2020	Revaluation	0.00	0.00	(30,962.28)	0.00	424,694.65	0.00	0.00	0.00
	30/06/2020		391,039.45	157,562.35	(30,962.28)	0.00	424,694.65	0.00	0.00	0.00
Origin Energy Limited										
	01/08/2019	Purchase	880.00	7,014.94	0.00	0.00	7,014.94	0.00	0.00	0.00
	15/11/2019	Revaluation	0.00	0.00	271.46	0.00	7,286.40	0.00	0.00	0.00
	09/04/2020	Purchase	305.00	1,498.25	0.00	0.00	8,784.65	0.00	0.00	0.00
	30/06/2020	Revaluation	0.00	0.00	(1,864.25)	0.00	6,920.40	0.00	0.00	0.00
	30/06/2020		1,185.00	8,513.19	(1,592.79)	0.00	6,920.40	0.00	0.00	0.00
QBE Insurance Group Limited										
	01/07/2019	Opening Balance	332.00	0.00	0.00	0.00	3,927.56	0.00	0.00	0.00
	01/08/2019	Purchase	243.00	3,041.92	0.00	0.00	6,969.48	0.00	0.00	0.00
	15/11/2019	Revaluation	0.00	0.00	321.52	0.00	7,291.00	0.00	0.00	0.00
	30/06/2020	Revaluation	0.00	0.00	(2,196.50)	0.00	5,094.50	0.00	0.00	0.00
	30/06/2020		575.00	3,041.92	(1,874.98)	0.00	5,094.50	0.00	0.00	0.00

R & L Hurst Superannuation Fund

Market Movement Report

As at 30 June 2020

Investment	Date	Description	Unrealised				Realised			Total
			Units	Accounting Cost Movement	Market Movement	Depreciation	Balance	Consideration	Accounting Cost Base	
Qantas Airways Limited										
	06/09/2019	Purchase	900.00	5,500.00	0.00	0.00	5,500.00	0.00	0.00	0.00
	15/11/2019	Revaluation	0.00	0.00	602.00	0.00	6,102.00	0.00	0.00	0.00
	09/04/2020	Purchase	605.00	1,985.25	0.00	0.00	8,087.25	0.00	0.00	0.00
	30/06/2020	Revaluation	0.00	0.00	(2,398.35)	0.00	5,688.90	0.00	0.00	0.00
	30/06/2020		1,505.00	7,485.25	(1,796.35)	0.00	5,688.90	0.00	0.00	0.00
RIO Tinto Limited										
	01/07/2019	Opening Balance	70.00	0.00	0.00	0.00	7,263.20	0.00	0.00	0.00
	06/09/2019	Disposal	(70.00)	(4,990.40)	0.00	0.00	2,272.80	6,302.12	4,990.40	1,311.72
	06/09/2019	Writeback	0.00	0.00	(2,272.80)	0.00	0.00	0.00	0.00	0.00
	30/06/2020		0.00	(4,990.40)	(2,272.80)	0.00	0.00	6,302.12	4,990.40	1,311.72
Regis Healthcare Limited										
	01/07/2019	Opening Balance	1,430.00	0.00	0.00	0.00	3,760.90	0.00	0.00	0.00
	01/08/2019	Purchase	715.00	1,999.55	0.00	0.00	5,760.45	0.00	0.00	0.00
	15/11/2019	Revaluation	0.00	0.00	889.05	0.00	6,649.50	0.00	0.00	0.00
	30/06/2020	Revaluation	0.00	0.00	(3,625.05)	0.00	3,024.45	0.00	0.00	0.00
	30/06/2020		2,145.00	1,999.55	(2,736.00)	0.00	3,024.45	0.00	0.00	0.00
Reliance Worldwide Corporation Limited										
	01/08/2019	Purchase	1,890.00	7,030.26	0.00	0.00	7,030.26	0.00	0.00	0.00
	15/11/2019	Revaluation	0.00	0.00	737.64	0.00	7,767.90	0.00	0.00	0.00
	30/06/2020	Revaluation	0.00	0.00	(2,211.30)	0.00	5,556.60	0.00	0.00	0.00
	30/06/2020		1,890.00	7,030.26	(1,473.66)	0.00	5,556.60	0.00	0.00	0.00
Suncorp Group Limited										
	06/09/2019	Purchase	305.00	4,195.98	0.00	0.00	4,195.98	0.00	0.00	0.00
	01/10/2019	Share Consolidation	(8.00)	0.00	0.00	0.00	4,195.98	0.00	0.00	0.00
	24/10/2019	Return Of Capital	0.00	(118.95)	0.00	0.00	4,077.03	0.00	0.00	0.00
	15/11/2019	Revaluation	0.00	0.00	(159.60)	0.00	3,917.43	0.00	0.00	0.00
	09/04/2020	Purchase	167.00	1,513.65	0.00	0.00	5,431.08	0.00	0.00	0.00
	30/06/2020	Revaluation	0.00	0.00	(1,148.36)	0.00	4,282.72	0.00	0.00	0.00
	30/06/2020		464.00	5,590.68	(1,307.96)	0.00	4,282.72	0.00	0.00	0.00
Telstra Corporation Limited.										
	01/07/2019	Opening Balance	55.00	0.00	0.00	0.00	211.75	0.00	0.00	0.00
	15/11/2019	Revaluation	0.00	0.00	(13.75)	0.00	198.00	0.00	0.00	0.00
	09/04/2020	Disposal	(55.00)	(273.03)	0.00	0.00	(75.03)	152.60	273.03	(120.43)

R & L Hurst Superannuation Fund

Market Movement Report

As at 30 June 2020

Investment	Date	Description	Unrealised				Realised			Total
			Units	Accounting Cost Movement	Market Movement	Depreciation	Balance	Consideration	Accounting Cost Base	
	09/04/2020	Writeback	0.00	0.00	61.28	0.00	(13.75)	0.00	0.00	0.00
	30/06/2020	Revaluation	0.00	0.00	13.75	0.00	0.00	0.00	0.00	0.00
	30/06/2020		0.00	(273.03)	61.28	0.00	0.00	152.60	273.03	(120.43)
Virgin Money Uk Plc										
	15/11/2019	Code/Class Change	2,330.00	9,027.70	0.00	0.00	9,027.70	0.00	0.00	0.00
	15/11/2019	Revaluation	0.00	0.00	(2,713.40)	0.00	6,314.30	0.00	0.00	0.00
	30/06/2020	Revaluation	0.00	0.00	(2,458.15)	0.00	3,856.15	0.00	0.00	0.00
	30/06/2020		2,330.00	9,027.70	(5,171.55)	0.00	3,856.15	0.00	0.00	0.00
Wesfarmers Limited										
	01/07/2019	Opening Balance	147.00	0.00	0.00	0.00	5,315.52	0.00	0.00	0.00
	01/08/2019	Purchase	50.00	1,989.75	0.00	0.00	7,305.27	0.00	0.00	0.00
	15/11/2019	Revaluation	0.00	0.00	970.70	0.00	8,275.97	0.00	0.00	0.00
	09/04/2020	Purchase	41.00	1,515.50	0.00	0.00	9,791.47	0.00	0.00	0.00
	30/06/2020	Revaluation	0.00	0.00	878.07	0.00	10,669.54	0.00	0.00	0.00
	30/06/2020		238.00	3,505.25	1,848.77	0.00	10,669.54	0.00	0.00	0.00
Westpac Banking Corporation										
	01/07/2019	Opening Balance	200.00	0.00	0.00	0.00	5,672.00	0.00	0.00	0.00
	01/08/2019	Purchase	69.00	2,002.06	0.00	0.00	7,674.06	0.00	0.00	0.00
	15/11/2019	Revaluation	0.00	0.00	(510.59)	0.00	7,163.47	0.00	0.00	0.00
	30/06/2020	Revaluation	0.00	0.00	(2,334.92)	0.00	4,828.55	0.00	0.00	0.00
	30/06/2020		269.00	2,002.06	(2,845.51)	0.00	4,828.55	0.00	0.00	0.00
Woodside Petroleum Ltd										
	01/07/2019	Opening Balance	195.00	0.00	0.00	0.00	7,090.20	0.00	0.00	0.00
	01/08/2019	Purchase	115.00	4,012.95	0.00	0.00	11,103.15	0.00	0.00	0.00
	15/11/2019	Revaluation	0.00	0.00	(566.25)	0.00	10,536.90	0.00	0.00	0.00
	30/06/2020	Revaluation	0.00	0.00	(3,825.40)	0.00	6,711.50	0.00	0.00	0.00
	30/06/2020		310.00	4,012.95	(4,391.65)	0.00	6,711.50	0.00	0.00	0.00
Total Market Movement					(65,587.89)				4,154.97	(61,432.92)

R & L Hurst Superannuation Fund

Capital Gains Reconciliation Report

For the period: 01 July 2019 to 30 June 2020

	Total	Discounted	Indexed	Other	Notional
Losses available to offset					
Carried forward from prior losses	0.00				
Carried forward from prior losses - Collectables	0.00				
Current year capital losses	120.43				
Current year capital losses - Collectables	0.00				
Total Losses Available	120.43				
Total Losses Available - Collectables	0.00				
Capital Gains					
Capital gains from disposal of assets	4,275.40	2,963.68	0.00	1,311.72	0.00
Capital gains from disposal of assets - Collectables	0.00	0.00	0.00	0.00	0.00
Capital gains from trust distributions	11,231.12	11,230.13	0.00	0.99	0.00
Capital Gains Before Losses applied	15,506.52	14,193.81	0.00	1,312.71	0.00
Losses and discount applied					
Losses applied	120.43	0.00	0.00	120.43	0.00
Losses applied - Collectables	0.00	0.00	0.00	0.00	0.00
Capital gains after losses applied	15,386.09	14,193.81	0.00	1,192.28	0.00
Capital gains after losses applied - Collectables	0.00	0.00	0.00	0.00	0.00
CGT Discount applied	4,731.27				
CGT Discount applied - Collectables	0.00				

R & L Hurst Superannuation Fund

Capital Gains Reconciliation Report

For the period: 01 July 2019 to 30 June 2020

	Total	Discounted	Indexed	Other	Notional
Net Capital Gain					
Net capital gain	10,654.82				
Net capital gain - Collectables	0.00				
Total Net Capital Gain (11A)	10,654.82				
Net Capital Losses Carried Forward to later income					
Net Capital Losses Carried Forward to later income years	0.00				
Net Capital Losses Carried Forward to later income years - Collectables	0.00				
Total Net Capital Losses Carried Forward to later income years (14V)	0.00				

Note

Refer to Realised Gains Report for details of Disposals at a Security level

Refer to Distribution Reconciliation Report for Trust Distribution details at a Security level

R & L Hurst Superannuation Fund

Realised Capital Gains Report

For The Period 01 July 2019 - 30 June 2020

Investment		Accounting Treatment				Tax Treatment						
Purchase Contract Date	Disposal Contract Date	Units	Cost	Proceeds	Accounting Profit/(Loss)	Adjusted Cost Base	Reduced Cost Base	Indexed Cost Base	Indexed Gains	Discounted Gains (Gross)	Other Gains	Capital Loss
Managed Investments (Australian)												
North Investment												
		0.00	0.00	0.00	0.00	0.00	0.00	0.00	0.00	11,101.97	0.00	0.00
		0.00	0.00	0.00	0.00	0.00	0.00	0.00	0.00	11,101.97	0.00	0.00
		0.00	0.00	0.00	0.00	0.00	0.00	0.00	0.00	11,101.97	0.00	0.00
Shares in Listed Companies (Australian)												
Coles Group Limited.												
01/04/2015	01/08/2019	72.00	930.18	1,021.08	90.90	930.18	930.18	0.00	0.00	90.90	0.00	0.00
12/01/2018	01/08/2019	34.00	435.23	482.18	46.94	435.23	435.23	0.00	0.00	46.94	0.00	0.00
08/11/2016	01/08/2019	41.00	491.59	581.45	89.86	491.59	491.59	0.00	0.00	89.86	0.00	0.00
		147.00	1,857.00	2,084.71	227.70	1,857.00	1,857.00	0.00	0.00	227.70	0.00	0.00
Duluxgroup Limited												
12/01/2018	21/08/2019	134.00	5,481.52	8,217.49	2,735.97	1,022.56	1,022.56	0.00	0.00	233.02	0.00	0.00
08/11/2016	21/08/2019	193.00	0.00	0.00	0.00	1,219.46	1,219.46	0.00	0.00	588.95	0.00	0.00
03/07/2015	21/08/2019	550.00	0.00	0.00	0.00	3,239.50	3,239.50	0.00	0.00	1,914.00	0.00	0.00
		877.00	5,481.52	8,217.49	2,735.97	5,481.52	5,481.52	0.00	0.00	2,735.97	0.00	0.00
RIO Tinto Limited												
14/09/2018	06/09/2019	70.00	4,990.40	6,302.12	1,311.72	4,990.40	4,990.40	0.00	0.00	0.00	1,311.72	0.00
		70.00	4,990.40	6,302.12	1,311.72	4,990.40	4,990.40	0.00	0.00	0.00	1,311.72	0.00
Telstra Corporation Limited.												
08/11/2016	09/04/2020	55.00	273.03	152.60	(120.43)	273.03	273.03	0.00	0.00	0.00	0.00	(120.43)

R & L Hurst Superannuation Fund

Realised Capital Gains Report

For The Period 01 July 2019 - 30 June 2020

Investment		Accounting Treatment				Tax Treatment						
Purchase Contract Date	Disposal Contract Date	Units	Cost	Proceeds	Accounting Profit/(Loss)	Adjusted Cost Base	Reduced Cost Base	Indexed Cost Base	Indexed Gains	Discounted Gains (Gross)	Other Gains	Capital Loss
Shares in Listed Companies (Australian)												
		55.00	273.03	152.60	(120.43)	273.03	273.03	0.00	0.00	0.00	0.00	(120.43)
		1,149.00	12,601.95	16,756.92	4,154.96	12,601.95	12,601.95	0.00	0.00	2,963.67	1,311.72	(120.43)
Units in Listed Unit Trusts (Australian)												
Goodman Group												
		0.00	0.00	0.00	0.00	0.00	0.00	0.00	0.00	128.16	0.99	0.00
		0.00	0.00	0.00	0.00	0.00	0.00	0.00	0.00	128.16	0.99	0.00
		0.00	0.00	0.00	0.00	0.00	0.00	0.00	0.00	128.16	0.99	0.00
		1,149.00	12,601.95	16,756.92	4,154.96	12,601.95	12,601.95	0.00	0.00	14,193.80	1,312.71	(120.43)



Suncorp Group Limited
ABN 66 145 290 124

Please direct all registry communications to:
Link Market Services Limited
PO Box A50
Sydney South NSW 1235 Australia
Telephone: 1300 882 012
Outside Australia: +61 2 8767 1219
ASX Security Code: SUN
Email: suncorp@linkmarketservices.com.au
Website: www.linkmarketservices.com.au
Company website: www.suncorpgroup.com.au



046 071919

MR RICHARD MICHAEL HURST & MRS
LEE ANN HURST
<R & L HURST S/F A/C>
40 PATERNOSTER ROAD
REID SA 5118

Key details

Payment date: 24 October 2019
Record date: 1 October 2019
SRN/HIN: X*****4930
TFN/ABN received and recorded

Advice of direct credit payment of capital return

Dear Shareholder

Below are details of your capital return, following the completion of the sale of Suncorp's Australian Life Insurance Business. The capital return follows a related share consolidation, which were both approved at Suncorp's 2019 Annual General Meeting on 26 September 2019.

Share description	Amount per share	No. of shares participating	Payment amount
Ordinary Fully Paid	39 cents	305	\$118.95

As the capital return is not a dividend payment, the Dividend Reinvestment Plan (DRP) does not apply to this payment.

You can update your payment and TFN/ABN details, and elect to receive future communications electronically, online at www.linkmarketservices.com.au.

Deposit instructions

Bank name: ANZ BANK
BSB and account number: 015-356 *****9571
Account name: R + L HURST SUPER FUND
Direct credit reference number: 001235091173

\$118.95

Your payment has been credited to the account shown above in accordance with your instructions. If this account is no longer valid, please update your details at www.linkmarketservices.com.au. Once updated, your payment will be credited to your account accordingly.

All values are in Australian dollars. Please retain this advice for your taxation records as a charge may be levied for a replacement.

25000 - Interest Received

2020 Financial Year

Preparer Kelly Fu

Reviewer Kelly Fu

Status Completed

Account Code	Description	CY Balance	LY Balance	Change
ADLTD0147	Adelaide Bank Money Market ***0147	(\$545.81)	(\$655.76)	(16.77)%
ADLTD4949	Adelaide Bank Money Market ***4949	(\$331.34)	(\$373.66)	(11.33)%
ANZ59571	ANZ Business Cash Management ***59571	(\$23.65)	(\$18.63)	26.95%
ANZ66119	ANZ Business Online Saver ***66119	(\$81.04)	(\$204.81)	(60.43)%
TOTAL		CY Balance	LY Balance	
		(\$981.84)	(\$1,252.86)	

Supporting Documents

◦ Interest Reconciliation Report [Report](#)

Standard Checklist

- Attach Interest Reconciliation Report
- Ensure all interest has been recorded from Bank Statements
- Review Statements to ensure all TFN withheld has been input

Notes

Kelly Fu

Note | ANZ59571

12/11/2020 12:29

Per bank statements at A./C 60400

Note | ANZ66119

12/11/2020 12:29

Per bank statements at A./C 60400

Note | ADLTD0147

16/11/2020 16:08

Per bank statements at A./C 60800

Note | ADLTD4949

16/11/2020 16:09

Per bank statements at A./C 60800

R & L Hurst Superannuation Fund

Interest Reconciliation Report

For The Period 01 July 2019 - 30 June 2020

Date	Payment Amount	Gross Interest	TFN Withheld	Foreign Income	Foreign Credits
Bank Accounts					
ANZ59571 ANZ Business Cash Management ***59571					
31/07/2019	9.44	9.44			
31/07/2019	1.91	1.91			
30/08/2019	2.37	2.37			
30/09/2019	1.61	1.61			
31/10/2019	0.86	0.86			
29/11/2019	1.01	1.01			
31/12/2019	1.29	1.29			
31/01/2020	0.90	0.90			
28/02/2020	0.53	0.53			
31/03/2020	1.02	1.02			
30/04/2020	1.39	1.39			
29/05/2020	0.63	0.63			
30/06/2020	0.69	0.69			
	23.65	23.65			
ANZ66119 ANZ Business Online Saver ***66119					
31/07/2019	26.80	26.80			
30/08/2019	4.42	4.42			
30/09/2019	3.81	3.81			
31/10/2019	5.33	5.33			

R & L Hurst Superannuation Fund

Interest Reconciliation Report

For The Period 01 July 2019 - 30 June 2020

Date	Payment Amount	Gross Interest	TFN Withheld	Foreign Income	Foreign Credits
29/11/2019	5.07	5.07			
31/12/2019	5.92	5.92			
31/01/2020	6.59	6.59			
28/02/2020	6.73	6.73			
31/03/2020	7.90	7.90			
30/04/2020	3.58	3.58			
29/05/2020	2.93	2.93			
30/06/2020	1.96	1.96			
	81.04	81.04			
	104.69	104.69			
Term Deposits					
ADLTD0147 Adelaide Bank Money Market ***0147					
16/09/2019	333.77	333.77			
16/03/2020	212.04	212.04			
	545.81	545.81			
ADLTD4949 Adelaide Bank Money Market ***4949					
15/07/2019	192.97	192.97			
13/01/2020	138.37	138.37			
	331.34	331.34			
	877.15	877.15			

R & L Hurst Superannuation Fund
Interest Reconciliation Report

For The Period 01 July 2019 - 30 June 2020

Date	Payment Amount	Gross Interest	TFN Withheld	Foreign Income	Foreign Credits
TOTAL	981.84	981.84			

Tax Return Reconciliation

	Totals	Tax Return Label
Gross Interest	981.84	11C

26500 - Other Investment Income

2020 Financial Year

Preparer Kelly Fu

Reviewer Kelly Fu

Status Completed

Account Code	Description	CY Balance	LY Balance	Change
NORTH	North Investment Cash Account	(\$2,250.00)		100%
TOTAL		CY Balance	LY Balance	
		(\$2,250.00)		

Supporting Documents

- General Ledger [Report](#)
- 26500 - Fee reimbursement.pdf

Standard Checklist

- Attach all source documentation

R & L Hurst Superannuation Fund

General Ledger

As at 30 June 2020

Transaction Date	Description	Units	Debit	Credit	Balance \$
Other Investment Income (26500)					
North Investment Cash Account (NORTH)					
07/08/2019	TRANSFER HILLROSS 0001459	FROM		2,250.00	2,250.00 CR
				2,250.00	2,250.00 CR

Total Debits: 0.00

Total Credits: 2,250.00

Kelly Fu - PDK

From: Richard Lovell <rlovell@ypartners.com.au>
Sent: 18 November 2020 12:14 PM
To: Kelly Fu - PDK
Subject: RE: R&L Hurst Super Fund - query email

Reimbursement of fees that were overcharged, plus some interest for lost earnings.

Can you just treat as reimbursement of fees?

Richard Lovell
Managing Director



Previously Leedam Sheppard & Associates



Level 8, 185 Victoria Square Adelaide SA 5000
GPO Box 2940 Adelaide SA 5001

PH (08) 8110 6400 FAX (08) 8410 5450 EML rlovell@ypartners.com.au WEB www.ypartners.com.au

Think before you print – please consider the environment before printing this email | DISCLAIMER - This email and any files transmitted with it are confidential and may contain privileged or copyright information. If you are not the intended recipient you must not copy, distribute or use this email or the information contained in it for any purpose other than to notify us. If you have received this message in error, please notify the sender immediately, and delete this email from your system. We do not guarantee that this material is free from viruses or any other defects. Liability limited by a scheme approved under Professional Standards Legislation.

From: Kelly Fu - PDK <Kelly@pdkfinancial.com.au>
Sent: Wednesday, 18 November 2020 10:19 AM
To: Richard Lovell <rlovell@ypartners.com.au>
Cc: 'Lee Hurst' <lee@hurstplumbers.com.au>
Subject: R&L Hurst Super Fund - query email

Hi Richard,

We are currently finalising the 2020 tax work of R&L Hurst SF, and have a query regarding the \$2250 deposit from Hillross on 7/8/2019..

Lee is not sure what the deposit was about. Do you have any idea and can we get the related documents?

07 AUG	TRANSFER	2,250.00
	FROM HILLROSS 0001459	

Many thanks!

Kind regards,

28000 - Property Income

2020 Financial Year

Preparer Kelly Fu

Reviewer Kelly Fu

Status Completed

Account Code	Description	CY Balance	LY Balance	Change
16HOOKERD1	16 Hooke Road, Elizabeth West	(\$52,000.00)	(\$52,000.00)	0%
TOTAL		CY Balance	LY Balance	
		(\$52,000.00)	(\$52,000.00)	

Supporting Documents

- General Ledger [Report](#)
- 28000 - Signed Lease Agreement from 1.10.16-30.6.21.pdf

Standard Checklist

- Attach all source documentation e.g. Rental Statements, Lease Statements
- Attach Rental Property Statement Report

R & L Hurst Superannuation Fund

General Ledger

As at 30 June 2020

Transaction Date	Description	Units	Debit	Credit	Balance \$
Property Income (28000)					
16 Hooke Road, Edinburgh North SA 5113 (16HOOKERD1)					
29/07/2019	ANZ INTERNET BANKING TRANSFER HURST PLUMBERS HURST PLUMBERS			4,000.00	4,000.00 CR
27/08/2019	ANZ INTERNET BANKING TRANSFER HURST PLUMBERS HURST PLUMBERS			4,000.00	8,000.00 CR
26/09/2019	ANZ INTERNET BANKING TRANSFER HURST PLUMBERS HURST PLUMBERS			5,000.00	13,000.00 CR
29/10/2019	ANZ INTERNET BANKING TRANSFER HURST PLUMBERS HURST PLUMBERS			4,000.00	17,000.00 CR
27/11/2019	ANZ INTERNET BANKING TRANSFER HURST PLUMBERS HURST PLUMBERS			4,000.00	21,000.00 CR
30/12/2019	ANZ INTERNET BANKING TRANSFER HURST PLUMBERS HURST PLUMBERS			5,000.00	26,000.00 CR
13/01/2020	PAYMENT FROM Hurst Plumbers			2,000.00	28,000.00 CR
29/01/2020	ANZ INTERNET BANKING TRANSFER HURST PLUMBERS HURST PLUMBERS			4,000.00	32,000.00 CR
26/02/2020	ANZ INTERNET BANKING TRANSFER HURST PLUMBERS HURST PLUMBERS			4,000.00	36,000.00 CR
25/03/2020	ANZ INTERNET BANKING TRANSFER HURST PLUMBERS HURST PLUMBERS			5,000.00	41,000.00 CR
30/03/2020	PAYMENT FROM HURST PLUMBERS			2,000.00	43,000.00 CR
27/04/2020	ANZ INTERNET BANKING TRANSFER HURST PLUMBERS HURST PLUMBERS			4,000.00	47,000.00 CR
19/05/2020	ANZ INTERNET BANKING TRANSFER HURST PLUMBERS HURST PLUMBERS			4,000.00	51,000.00 CR
24/06/2020	ANZ INTERNET BANKING TRANSFER HURST PLUMBERS HURST PLUMBERS			1,000.00	52,000.00 CR
				52,000.00	52,000.00 CR

Total Debits: 0.00

Total Credits: 52,000.00

MEMORANDUM OF LEASE**CERTIFICATES OF TITLE BEING LEASED**

ITEM 1

THE WHOLE OF THE LAND COMPRISED IN CERTIFICATE
OF TITLE REGISTER BOOK VOLUME 5137 FOLIO 373

ESTATE AND INTEREST

ITEM 2

ESTATE IN FEE SIMPLE

ENCUMBRANCES

ITEM 3

ENCUMBRANCE 3520461

LESSOR (Full name and address)

RICHARD HURST and LEE ANN HURST AS TRUSTEE FOR R & L HURST SUPERANNUATION FUND
40 PATERNOSTER ROAD, REID, 5118, SA

LESSEE (Full name, address and mode of holding)

HURST PLUMBERS PTY LTD as Trustee for HURST FAMILY TRUST ACN: 152725436 OF 16 HOOKE ROAD
ELIZABETH WEST SA 5113

TERM OF LEASE

COMMENCING ON THE 1/10/2016

EXPIRING ON THE 30/6/2021

RENT AND MANNER OF PAYMENT (OR OTHER CONSIDERATION)

ANNUAL COMMERCIAL RENTAL in the first term of this Lease is FIFTY TWO THOUSAND DOLLARS (\$52,000) per annum excluding GST for Office 16A & 16B "The Rent" payable in advance in equal and consecutive calendar monthly instalments of FOUR THOUSAND DOLLARS (4,000.00) or a proportionate part thereof, the first of which shall be paid on commencement of the lease and thereafter of the 1st day of each and every month during the initial term and every renewed term.

16A @ \$700 per week

16B @ \$300 per week

OPERATIVE CLAUSE

The Lessor LEASES TO THE LESSEE the land * ABOVE / HEREINAFTER described and the LESSEE ACCEPTS THIS LEASE of the land for the term and at the rent stipulated, subject to the covenants and conditions expressed * herein / in Memorandum No. _____ and to the powers and covenants implied by the Real Property Act 1886 (except to the extent that the same are modified or negated below).

*Delete the inapplicable

DEFINE THE LAND BEING LEASED INCORPORATING THE REQUIRED EASEMENT(S) ETC.

IT IS COVENANTED BY AND BETWEEN THE LESSOR AND THE LESSEE as follows:
(Covenants, where not deposited, to be set forth on insert sheet(s) and securely attached)

CONSENTS OF MORTGAGEES AND SECTION 32 DEVELOPMENT ACT 1993 CERTIFICATION

ITEM 8

DATED 1st Day of October 2016

EXECUTION

THE COMMON SEAL

of was affixed with the authority of the Board of Directors and in the presence of:-

Richard Hurst Lee Hurst
Director

Director/Secretary

[Handwritten signatures]

Signature of the LESSOR

Signature of WITNESS - Signed in my presence by the LESSOR who is either personally known to me or has satisfied me as to his or her identity. A penalty of up to \$2,000 or 6 months imprisonment applies for improper witnessing.

JOANNE DETTLOFF

Print Full name of Witness (BLOCK LETTERS)

23 Waymouth Ave

Glandore SA 5037

Address of Witness

Business Hours Telephone Number 0417831149

THE COMMON SEAL

of was affixed with the authority of the Board of Directors and in the presence of:-

Richard Hurst
Director

Director/Secretary

[Handwritten signature]

Signature of the LESSEE

Signature of WITNESS - Signed in my presence by the LESSEE who is either personally known to me or has satisfied me as to his or her identity. A penalty of up to \$2,000 or 6 months imprisonment applies for improper witnessing.

JOANNE DETTLOFF

Print Full name of Witness (BLOCK LETTERS)

23 Waymouth Ave

Glandore SA 5037

Address of Witness

Business Hours Telephone Number 0417831149

30100 - Accountancy Fees

2020 Financial Year

Preparer Kelly Fu

Reviewer Kelly Fu

Status Completed

Account Code	Description	CY Balance	LY Balance	Change
30100	Accountancy Fees	\$3,300.00	\$3,300.00	0%
TOTAL		CY Balance	LY Balance	
		\$3,300.00	\$3,300.00	

Supporting Documents

- General Ledger [Report](#)
- 30100 - Accounting fee.pdf

Standard Checklist

- Attach all source documentation
- Ensure all Transactions have been entered

R & L Hurst Superannuation Fund

General Ledger

For The Period 01 July 2019 - 30 June 2020

Transaction Date	Description	Units	Debit	Credit	Balance \$
Accountancy Fees (30100)					
<u>Accountancy Fees (30100)</u>					
17/12/2019	ANZ INTERNET BANKING PAYMENT 102994 TO PDK FINANCIAL		3,300.00		3,300.00 DR
			3,300.00		3,300.00 DR

Total Debits: 3,300.00

Total Credits: 0.00

TAX INVOICE

Invoice Date 02 December 2019

Invoice No. 41843

Client Code R&LHSF

R & L Hurst Superannuation Fund
40 Paternoster Road
REID SA 5118

To our Professional Fees and Charges in attending to the following :-

Preparation of Financial Statements and Statutory Minutes for the R & L Hurst Superannuation Fund for the year ended 30 June 2019.

Preparation and lodgement of Fund Income Tax Return for the R & L Hurst Superannuation Fund for the year ended 30 June 2019 including schedules as required.

Preparation and lodgement of 2019 Request to Adjust Concessional Contributions.

Preparation of 2019 Super Deduction Notices.

Our Fee Total	3,000.00
Plus: GST	300.00
TOTAL FEE	\$3,300.00

Remittance Advice - Please return with your payment

Payment required within Fourteen (14) Days from date of Invoice

Invoice Due Date - 16 December 2019

Please forward cheques to:
PDK Financial Synergy P/L
PO Box 3685
ADELAIDE SA 5000

Credit Card: Mastercard/Visa (Please circle)

Card No: Expires: ____ / ____

For Direct Deposit:
BSB: 035-000
Account No: 683075

Name on Card: _____

Signature: _____

Client Code: R&LHSF

Invoice No: 41843 Amount Due: \$3,300.00 Amount Paid: \$ _____

Liability limited by a scheme approved under Professional Standards Legislation

30400 - ATO Supervisory Levy

2020 Financial Year

Preparer Kelly Fu

Reviewer Kelly Fu

Status Completed

Account Code	Description	CY Balance	LY Balance	Change
30400	ATO Supervisory Levy	\$259.00	\$518.00	(50)%
TOTAL		CY Balance	LY Balance	
		\$259.00	\$518.00	

Supporting Documents

- General Ledger [Report](#)

Standard Checklist

- Attach all source documentation
- Ensure all Transactions have been entered

R & L Hurst Superannuation Fund

General Ledger

For The Period 01 July 2019 - 30 June 2020

Transaction Date	Description	Units	Debit	Credit	Balance \$
ATO Supervisory Levy (30400)					
<u>ATO Supervisory Levy (30400)</u>					
23/12/2019	TRANSFER FROM ATO ATO004000011630465		259.00		259.00 DR
			259.00		259.00 DR

Total Debits: 259.00

Total Credits: 0.00

30700 - Auditor's Remuneration

2020 Financial Year

Preparer Kelly Fu

Reviewer Kelly Fu

Status Completed

Account Code	Description	CY Balance	LY Balance	Change
30700	Auditor's Remuneration	\$880.00	\$935.00	(5.88)%
TOTAL		CY Balance	LY Balance	
		\$880.00	\$935.00	

Supporting Documents

- General Ledger [Report](#)
- 30700 - Auditing fee.pdf

Standard Checklist

- Attach all source documentation
- Ensure all Transactions have been entered

R & L Hurst Superannuation Fund

General Ledger

For The Period 01 July 2019 - 30 June 2020

Transaction Date	Description	Units	Debit	Credit	Balance \$
Auditor's Remuneration (30700)					
Auditor's Remuneration (30700)					
17/12/2019	ANZ INTERNET BANKING PAYMENT 102994 TO PDK FINANCIAL		880.00		880.00 DR
			880.00		880.00 DR

Total Debits: 880.00

Total Credits: 0.00

TAX INVOICE

Invoice Date 02 December 2019

Invoice No. 41842

Client Code R&LHSF

R & L Hurst Superannuation Fund
40 Paternoster Road
REID SA 5118

To our Professional Fees and Charges in attending to the following :-

Annual audit of the records, financial statements and tax return of the R & L Hurst Superannuation Fund for the year ended 30 June 2019 as required under SIS Regulations.

Preparation of Audit Report.

Review of statutory minute book documentation for history of fund per requirements under SIS Legislation.

Our Fee Total	800.00
Plus: GST	80.00
TOTAL FEE	\$ 880.00

Remittance Advice - Please return with your payment

Payment required within Fourteen (14) Days from date of Invoice

Invoice Due Date - 16 December 2019

Please forward cheques to:
PDK Financial Synergy P/L
PO Box 3685
ADELAIDE SA 5000

Credit Card: Mastercard/Visa (Please circle)

Card No:

Expires: ____ / ____

For Direct Deposit:
BSB: 035-000
Account No: 683075

Name on Card: _____

Signature: _____

Client Code: R&LHSF

Invoice No: 41842

Amount Due: \$ 880.00

Amount Paid: \$ _____

Liability limited by a scheme approved under Professional Standards Legislation

30900 - Advisor Fees

2020 Financial Year

Preparer Kelly Fu

Reviewer Kelly Fu

Status Completed

Account Code	Description	CY Balance	LY Balance	Change
30900	Advisor Fees	\$150.00	\$1,800.00	(91.67)%
TOTAL		CY Balance	LY Balance	
		\$150.00	\$1,800.00	

Supporting Documents

- General Ledger [Report](#)

Standard Checklist

- Attach all source documentation
- Ensure all Transactions have been entered

R & L Hurst Superannuation Fund

General Ledger

For The Period 01 July 2019 - 30 June 2020

Transaction Date	Description	Units	Debit	Credit	Balance \$
Advisor Fees (30900)					
<i>Advisor Fees (30900)</i>					
04/07/2019	PAYMENT TO HILLROSS FINANCI 60039418-3		150.00		150.00 DR
			150.00		150.00 DR

Total Debits: 150.00

Total Credits: 0.00

31500 - Bank Charges

2020 Financial Year

Preparer Kelly Fu

Reviewer Kelly Fu

Status Completed

Account Code	Description	CY Balance	LY Balance	Change
31500	Bank Charges	\$21.60	\$18.60	16.13%
TOTAL		CY Balance	LY Balance	
		\$21.60	\$18.60	

Supporting Documents

◦ General Ledger [Report](#)

Standard Checklist

- Attach all source documentation
- Ensure all Transactions have been entered

Notes

Kelly Fu

Note

Per bank statement at A/C 60400.

12/11/2020 15:22

R & L Hurst Superannuation Fund

General Ledger

For The Period 01 July 2019 - 30 June 2020

Transaction Date	Description	Units	Debit	Credit	Balance \$
Bank Charges (31500)					
Bank Charges (31500)					
30/08/2019	"2 EXCESS EFTPOS, PHONE BANKING, AUTOMATIC TRANSACTIONS - FEE"		1.20		1.20 DR
30/08/2019	1 EXCESS INTERNET/ONLINE TRANSACTIONS - FEE		0.60		1.80 DR
30/09/2019	"9 EXCESS EFTPOS, PHONE BANKING, AUTOMATIC TRANSACTIONS - FEE"		5.40		7.20 DR
30/09/2019	3 EXCESS INTERNET/ONLINE TRANSACTIONS - FEE		1.80		9.00 DR
31/10/2019	1 EXCESS INTERNET/ONLINE TRANSACTIONS - FEE		0.60		9.60 DR
31/10/2019	"4 EXCESS EFTPOS, PHONE BANKING, AUTOMATIC TRANSACTIONS - FEE"		2.40		12.00 DR
31/12/2019	"1 EXCESS EFTPOS, PHONE BANKING, AUTOMATIC TRANSACTIONS - FEE"		0.60		12.60 DR
31/12/2019	1 EXCESS INTERNET/ONLINE TRANSACTIONS - FEE		0.60		13.20 DR
31/03/2020	"10 EXCESS EFTPOS, PHONE BANKING, AUTOMATIC TRANSACTIONS - FEE"		6.00		19.20 DR
31/03/2020	1 EXCESS INTERNET/ONLINE TRANSACTIONS - FEE		0.60		19.80 DR
30/04/2020	3 EXCESS INTERNET/ONLINE TRANSACTIONS - FEE		1.80		21.60 DR
			21.60		21.60 DR

Total Debits: 21.60

Total Credits: 0.00

33400 - Depreciation

2020 Financial Year

Preparer Kelly Fu

Reviewer Kelly Fu

Status N/A - Not Applicable

Account Code	Description	CY Balance	LY Balance	Change
RLHURST_LIGHTING-16H	Lighting - 16 Hooke Rd		\$2,233.21	100%
TOTAL		CY Balance	LY Balance	
			\$2,233.21	

Supporting Documents

No supporting documents

Standard Checklist

Attach Depreciation Schedule

37500 - Investment Expenses

2020 Financial Year

Preparer Kelly Fu

Reviewer Kelly Fu

Status Completed

Account Code	Description	CY Balance	LY Balance	Change
NORTH	North Investment Cash Account	\$4,086.28	\$3,448.56	18.49%
TOTAL		CY Balance	LY Balance	
		\$4,086.28	\$3,448.56	

Supporting Documents

- General Ledger [Report](#)
- 37500 - North Investment Mgt Fee.pdf

Standard Checklist

- Attach all source documentation
- Ensure all Transactions have been entered

R & L Hurst Superannuation Fund

General Ledger

As at 30 June 2020

Transaction Date	Description	Units	Debit	Credit	Balance \$
Investment Expenses (37500)					
North Investment Cash Account (NORTH)					
30/06/2020	North investment tax distn		4,086.28		4,086.28 DR
			4,086.28		4,086.28 DR
Total Debits:	4,086.28				
Total Credits:	0.00				

3. Deductions

3a The following is a summary of deductible expenses paid by you

Description	30 June 2020 (\$)
Management charge	\$1,058.20
Client advice fee*	\$3,028.08
Total deductible expenses	\$4,086.28

3b The following is a summary of other deductible expenses relating to your investments

LIC capital gains information	30 June 2020 (\$)
Attributable part of dividend	\$0.00
LIC dividend deduction	\$0.00

* The deductibility of advice fees depends on your individual circumstances and whether the fees relate to initial up-front advice or ongoing advice.

39000 - Life Insurance Premiums

2020 Financial Year

Preparer Kelly Fu

Reviewer Kelly Fu

Status Completed

Account Code	Description	CY Balance	LY Balance	Change
HURRIC00001A	(Life Insurance Premiums) Hurst, Richard - Accumulation (Accumulation)	\$5,257.98	\$4,352.40	20.81%
HURLEE00001A	(Life Insurance Premiums) Hurst, Lee Ann - Accumulation (Accumulation)	\$628.43	\$519.44	20.98%
TOTAL		CY Balance	LY Balance	
		\$5,886.41	\$4,871.84	

Supporting Documents

- General Ledger [Report](#)
- 39000 - TAL insurance policy.pdf [HURRIC00001A](#)
- 39000 - AIA insurance policy.pdf [HURLEE00001A](#)

Standard Checklist

- Attach all source documentation
- Ensure all Transactions have been entered

R & L Hurst Superannuation Fund

General Ledger

As at 30 June 2020

Transaction Date	Description	Units	Debit	Credit	Balance \$
Life Insurance Premiums (39000)					
<i>(Life Insurance Premiums) Hurst, Lee Ann - Accumulation (HURLEE00001A)</i>					
10/02/2020	PAYMENT TO AIA AUSTRALIA .66418689 14/02/20		628.43		628.43 DR
			628.43		628.43 DR
<i>(Life Insurance Premiums) Hurst, Richard - Accumulation (HURRIC00001A)</i>					
04/07/2019	PAYMENT TO TAL LIFE LIMITED 1483022-6519605		374.22		374.22 DR
05/08/2019	PAYMENT TO TAL LIFE LIMITED 1483022-A0104891		374.22		748.44 DR
04/09/2019	PAYMENT TO TAL LIFE LIMITED 1483022-A0779657		374.22		1,122.66 DR
04/10/2019	PAYMENT TO TAL LIFE LIMITED 1483022-A1489913		459.48		1,582.14 DR
04/11/2019	PAYMENT TO TAL LIFE LIMITED 1483022-A2120546		459.48		2,041.62 DR
04/12/2019	PAYMENT TO TAL LIFE LIMITED 1483022-A2781297		459.48		2,501.10 DR
06/01/2020	PAYMENT TO TAL LIFE LIMITED 1483022-A3472704		459.48		2,960.58 DR
04/02/2020	PAYMENT TO TAL LIFE LIMITED 1483022-A4095445		459.48		3,420.06 DR
04/03/2020	PAYMENT TO TAL LIFE LIMITED 1483022-A4733809		459.48		3,879.54 DR
06/04/2020	PAYMENT TO TAL LIFE LIMITED 1483022-A5441323		459.48		4,339.02 DR
04/05/2020	PAYMENT TO TAL LIFE LIMITED 1483022-A6048730		459.48		4,798.50 DR
04/06/2020	PAYMENT TO TAL LIFE LIMITED 1483022-A6709459		459.48		5,257.98 DR
			5,257.98		5,257.98 DR
Total Debits:	5,886.41				
Total Credits:	0.00				



AIA Australia Limited
(ABN 79 004 837 861 AFSL 230043)

PO Box 6111
Melbourne VIC 3004
Phone : 1800 333 613
Fax : 1800 832 266

AIA.COM.AU

1 July 2020

Premium Receipt

Period ending 30 June 2020

Any questions? Call 1800 333 613



006242 046

R & L HURST SUPER FUND,
40 PATERNOSTER RD
REID SA 5118
AUSTRALIA

Dear Policyholder,

Policy Number: 66418689
Life Insured: HURST, MRS LEE
Policy Owner: R & L HURST SUPER FUND,

We wish to advise that according to our records, the total premiums we received in respect of your policy for the financial year ending 30th June 2020 is as follows:

Description	Base Premium	Stamp Duty	Total Premiums Received
LIFE COVER (SUPER)	\$ 628.43	\$ 0.00	\$ 628.43
Policy Fee			\$ 0.00
Total			\$ 628.43

This is not a request for payment but confirmation of premiums received.

If you are unsure whether the premiums under your policy are tax deductible items, we recommend you seek professional tax advice.

If you have any questions about this letter please contact your adviser or contact us on 1800 333 613.

Yours sincerely,

Pina Sciarrone
Chief Retail Insurance Officer

Adviser: HILLROSS: RICHARD LOVELL #1ACC

19 August 2019



000752

Private & Confidential
R & L Hurst Super Fund
 40 Paternoster Road
 REID SA 5118

Anniversary notice for Accelerated Protection
Policy Number: 1483022

Dear Trustee

We are writing to let you know that your **policy is approaching its anniversary**. In this letter, you'll find important information that explains any updates to your policy and premium changes. To assist you to understand some important Life Insurance terminology, we have included a more detailed explanation in the Glossary at the end of this letter.

Your benefit amount and new premium is set out below:

Person Insured	Benefit Amount	Your New Premium
Richard Hurst		
Life Insurance Plan	\$629,844	
TPD Insurance (Attached) - Superlink	\$629,844	
Income Protection Plan Premier	\$7,832 per month	
Increasing Claims Option	-	
You pay your policy monthly		\$459.48

Your next payment amount may differ from your new premium if you have a credit or outstanding amount due on your policy.

How is your premium calculated?

When you first purchased your policy, we used the information you provided, including your health and product choices, to set your initial premium. Each year we review your premiums. The premium type you chose, such as stepped or level premium, and whether you selected inflation protection which increases your benefit amount with inflation, affects how your premium may rise. Finally, we look at discounts that may need to be applied.

We, like the wider insurance industry, continue to experience higher than expected claims. Due to this, we have also increased the underlying premium rates used to calculate your premium. This ensures future claims are well funded.

The Glossary gives you more information about stepped and level premiums & inflation protection. You can also find complete details of your cover and your chosen options in the last Policy Schedule issued to you.

What you need to do

Because you have chosen to pay via direct debit, your premium will be debited from your account on the 4th of each month following your policy anniversary on 04 October 2019.

- Please take the time to check your policy details are correct and ensure you have funds available to pay your premium.

Your adviser is PDK Financial Solutions Pty Ltd • (08) 8271 9555 • Maddie.jones@hillross.com.au

41960 - Property Expenses - Council Rates

2020 Financial Year

Preparer Kelly Fu

Reviewer Kelly Fu

Status Completed

Account Code	Description	CY Balance	LY Balance	Change
16HOOKERD1	16 Hooke Road, Elizabeth West	\$6,640.20	\$6,504.70	2.08%
TOTAL		CY Balance	LY Balance	
		\$6,640.20	\$6,504.70	

Supporting Documents

- General Ledger [Report](#)
- 41960 - Playford Council Rates, ESL.pdf

Standard Checklist

- Attach Agent statements (either monthly or annual)
- Attach any other statements, notices or invoices

R & L Hurst Superannuation Fund

General Ledger

For The Period 01 July 2019 - 30 June 2020

Transaction Date	Description	Units	Debit	Credit	Balance \$
Property Expenses - Council Rates (41960)					
16 Hooke Road, Elizabeth West (16HOOKERD1)					
23/07/2019	ANZ INTERNET BANKING BPAY CITY OF PLAYFORD {500045}		1,539.90		1,539.90 DR
20/08/2019	ANZ INTERNET BANKING BPAY REVSA - ESL {602610}		486.30		2,026.20 DR
05/11/2019	ANZ INTERNET BANKING BPAY CITY OF PLAYFORD {668393}		1,538.00		3,564.20 DR
30/01/2020	ANZ INTERNET BANKING BPAY CITY OF PLAYFORD {759776}		1,538.00		5,102.20 DR
27/04/2020	ANZ INTERNET BANKING BPAY CITY OF PLAYFORD {502839}		1,538.00		6,640.20 DR
			6,640.20		6,640.20 DR

Total Debits: 6,640.20

Total Credits: 0.00



CALL (08) 8256 0333
EMAIL playford@playford.sa.gov.au
WEB playford.sa.gov.au

POST
 Playford Operations Centre
 12 Bishopstone Road
 DAVOREN PARK SA 5113

VISIT
 Playford Civic Centre
 10 Playford Boulevard
 ELIZABETH SA 5112

OPEN
 9am - 5pm Monday to Friday

Assessment No.

75264 2

Full Year's Balance

\$6,153.90

OR

Quarterly Payment

\$1,539.90

Last Day for Payment

02/09/2019

Overdue - Payable Immediately

2019-2020 Notice of Rates - Quarter 1

Declared by the Council, pursuant to Chapter 10 of the Local Government Act, 1999, as amended, and the Local Government (General) Regulations 1999 for the year ending 30 June 2020.



Mr R M Hurst and Mrs L A Hurst
 40 Paternoster Road
 REID SA 5118

Council Rates are GST Free

Valuation No: 3238730058

Rating Land Use/Location: Commercial - Other

Property Description: 16 Hooke Road,
 EDINBURGH NORTH SA
 Section/Lot: Part Lot 6 Sec 3138 DP 9499 Hd of
 Munno Para
 Ward: 4



046
 1023625
 R3_10835

PARTICULARS OF RATES AND CHARGES	CENTS IN \$	CAPITAL VALUE	AMOUNT
Balance Brought Forward:			\$0.00
Commercial Rate- Variable Charge	1.399262	365,000	\$5,107.30
- Fixed Charge			\$1,014.00
Total Rates:			\$6,121.30
S A Government Tax - N R M Levy (see Note 6) 0.008944		365,000	\$32.60
Balance			\$6,153.90
QUARTER 1	QUARTER 2	QUARTER 3	QUARTER 4
02/09/2019	02/12/2019	02/03/2020	02/06/2020
\$1,539.90	\$1,538.00	\$1,538.00	\$1,538.00

PA 23/7/2019

DELIVERY OPTIONS

Receive your notices electronically
EMAIL
 playford.formsport.com.au

BPAY VIEW

Register for BPAY View® to receive, pay and store your bills in your online banking.

PAYMENT OPTIONS

BPAY

Billers Code: 303206
 Ref: **752642**

Minimum payment \$20
 BPAY® this payment via internet or phone banking.
 BPAY View® - View and pay this bill using internet banking.



Billpay Code: 0500
 Ref: **7526 42**

www.playford.sa.gov.au

By Phone: 1300 278 903

In Person

Direct Debit

Pay your rates by Direct Debit. Select from quarterly, monthly, fortnightly or weekly scheduled payment instalments. Register at <https://reportandpay.playford.sa.gov.au>

Date Notice Printed: 09/07/2019
 Date Rates Declared: 02/07/2019

Late payments and overdue amounts may incur late fines and legal charges.

AUG 2019 | SALA PLAYFORD
 FESTIVAL OF VISUAL ARTS | PLAYFORD.SA.GOV.AU/EVENTS

Paying your Council Rates

Pay rates through www.playford.sa.gov.au with a Visa or MasterCard 24 hours a day

For payments over \$20

Phone the Rates team on 8256 0333 to set up Centrepay deductions from your Centrelink payment over the phone.

Pay through your bank accounts as a BPAY bill.

Login to your banking, enter the City of Playford Biller Code: 303206, your Assessment Number and the payment amount.

For payments over \$20.

POST billpay



*500 752642

1300 278 903

Pay rates with a Visa or MasterCard over the phone 24 hours a day, 7 days per week.

For payments over \$20.

Pay your rates by Direct Debit.

Select from quarterly, monthly, fortnightly or weekly scheduled payment instalments.

Register at <https://reportandpay.playford.sa.gov.au>



Scan this QR Code to register for e-Notices or go to playford.formsport.com.au

Find us on:



facebook.com/cityofplayford




@PlayfordCouncil

NOTICE OF EMERGENCY SERVICES LEVY ASSESSMENT

The Emergency Services Levy working for all South Australians

ABN 19 040 349 865
Emergency Services Funding Act 1998

DATE OF ISSUE 05/08/2019	ASSESSMENT PERIOD 01/07/2019 to 30/06/2020	FOR LAND OWNED AS AT 01/07/2019	OWNERSHIP NUMBER 10617426
------------------------------------	--	---	-------------------------------------



046-5118 (27364)
R M & L A HURST
40 PATERNOSTER ROAD
REID SA 5118

DUE DATE 17/09/2019
TOTAL AMOUNT DUE \$486.30

Pay by due date to avoid penalties

To sign up to email billing or change your postal address, visit www.revenuesa.sa.gov.au/updatedetails

ASSES. NO. TENANCY.	CAPITAL VALUE	X	ESL FACTORS	=	VARIABLE CHARGE	+	FIXED CHARGE	-	GENERAL REMISSIONS	-	CONCESSIONS/ REMISSIONS	+	ARREARS/ PAYMENTS	=	TOTAL
PROPERTY LOCATION	\$	AREA	LAND USE	LEVY RATE	\$	\$	\$	\$	\$	\$	\$	\$	\$	\$	\$
3238730058 16 HOOKE RD / EDINBURGH NORTH SA 5113 / LT 6	\$365,000	(R4) 1.0	(CO) 1.044 0.001267		\$482.80	\$50.00	\$46.50	\$0.00	\$0.00				\$0.00		\$486.30
TOTAL AMOUNT DUE															\$486.30

REMISSIONS AND CONCESSIONS, INCLUDING THE IMPACT OF THE GOVERNMENT'S DECISION TO CUT ESL BILLS BY \$90 MILLION, TOTTALLING \$46.50 ARE REFLECTED ABOVE

pd 20/8/2019


Government of South Australia

TO ARRANGE MONTHLY INSTALMENTS PLEASE VISIT WWW.REVENUESA.SA.GOV.AU/ESLINSTALMENTS PRIOR TO YOUR DUE DATE

ESLx_0619 DETACH AND RETURN THE PAYMENT REMITTANCE ADVICE WITH YOUR PAYMENT

NOTICE OF EMERGENCY SERVICES LEVY ASSESSMENT

PREFERRED PAYMENT METHOD
See over for more payment options



Billers Code: 24257
Ref: 5023666315

Telephone & Internet Banking - BPAY®
Contact your bank or financial institution to make this payment from your cheque, savings, debit, credit card or transaction account. More info: www.bpay.com.au



*599 502366631500004
R M & L A HURST

PAYMENT REMITTANCE ADVICE

OWNERSHIP NUMBER 10617426
DUE DATE 17/09/2019
TOTAL AMOUNT DUE \$486.30

42150 - Property Expenses - Water Rates

2020 Financial Year

Preparer Kelly Fu

Reviewer Kelly Fu

Status Completed

Account Code	Description	CY Balance	LY Balance	Change
16HOOKERD1	16 Hooke Road, Elizabeth West	\$893.30	\$954.95	(6.46)%
TOTAL		CY Balance	LY Balance	
		\$893.30	\$954.95	

Supporting Documents

- General Ledger [Report](#)
- 42150 - SA Water bill x 4.pdf

Standard Checklist

- Attach Agent statements (either monthly or annual)
- Attach any other statements, notices or invoices

R & L Hurst Superannuation Fund

General Ledger

As at 30 June 2020

Transaction Date	Description	Units	Debit	Credit	Balance \$
Property Expenses - Water Rates (42150)					
16 Hooke Road, Elizabeth West (16HOOKERD1)					
20/08/2019	ANZ INTERNET BANKING BPAY SA WATER {601594}		286.59		286.59 DR
21/11/2019	ANZ INTERNET BANKING BPAY SA WATER {118286}		205.65		492.24 DR
17/02/2020	ANZ INTERNET BANKING BPAY SA WATER {635936}		202.24		694.48 DR
20/05/2020	ANZ INTERNET BANKING BPAY SA WATER {210513}		198.82		893.30 DR
			893.30		893.30 DR

Total Debits: 893.30

Total Credits: 0.00

Account number

32 38730 05 8

Date of Invoice

14 August 2019

TOTAL AMOUNT

\$286.59

Pay by date

6 . 9 . 19



000903 046 - 5113

HURST PROPERTY TRUST NO 2
16 HOOKE RD
EDINBURGH NORTH SA 5113



Bill Enquiries

1300 650 950

Service Difficulties & Emergencies (24hrs)

1300 883 121

16 HOOKE RD EDINBURGH NORTH LT 6
Property value: \$365 000 Commercial

See reverse for more information \$

WATER

Quarterly Minimum Charge July to September 75.40 75.40

Between 24.04.19 and 30.06.19 22.41 kL 22.41 kL at \$ 3.37 75.52 75.52

Between 01.07.19 and 24.07.19 7.59 kL 7.59 kL at \$3.4130 25.90 25.90

SEWER

Quarterly Charge July to September
For a property with a value of \$365 000 at 30.075 cents per \$1000 109.77 109.77

Total GST of this invoice \$0.00

pd 20/8/2019

SA Water: Owned by the South Australian Government for the people of South Australia.

SAWGRN 06/18



Payment Options
See the reverse for details



Bill Code:
8888

Reference Number

3238730058



*591 3238730058

Trancode

831

User Code

009915

Commonwealth Bank Ref

000323873005017

Account number

32 38730 05 8

Date paid

/ /

TOTAL AMOUNT

\$286.59

Pay by date

6 . 9 . 19

Bill Enquiries

1300 650 950

\$

Please do not mark below this line

Account number

32 38730 05 8

Date of Invoice

13 November 2019

TOTAL AMOUNT

\$205.65

Pay by date

6 . 12 . 19



000858 046 - 5113

HURST PROPERTY TRUST NO 2
16 HOOKE RD
EDINBURGH NORTH SA 5113



Bill Enquiries

1300 650 950

Service Difficulties & Emergencies (24hrs)

1300 883 121

16 HOOKE RD EDINBURGH NORTH LT 6
Property value: \$365 000 Commercial

See reverse for more information \$

WATER

Quarterly Minimum Charge *October to December* 75.40 75.40

Between 24.07.19 and 23.10.19 6.00 kL 6.00 kL at \$3.4130 20.48 20.48

SEWER

Quarterly Charge *October to December*
For a property with a value of \$365 000 at 30.075 cents per \$1000 109.77 109.77

Total GST of this invoice \$0.00

*pd 21/11/2019
118286*

SA Water: Owned by the South Australian Government for the people of South Australia.

SAWGRN 06/18



Payment Options

See the reverse for details



Bill Code:
8888

Reference Number

3238730058



*591 3238730058

Trancode

831

User Code

009915

Commonwealth Bank Ref

000323873005017

Account number

32 38730 05 8

Date paid

/ /

TOTAL AMOUNT

\$205.65

Pay by date

6 . 12 . 19

Bill Enquiries

1300 650 950

\$

Please do not mark below this line

<0000020565>

<009915>

<000323873005017>

>

Account number

32 38730 05 8

Date of Invoice

12 February 2020

TOTAL AMOUNT

\$202.24

Pay by date

6 . 3 . 20



000303 046 - 5113

HURST PROPERTY TRUST NO 2
 16 HOOKE RD
 EDINBURGH NORTH SA 5113



Bill Enquiries

1300 650 950

Service Difficulties & Emergencies (24hrs)

1300 883 121

16 HOOKE RD EDINBURGH NORTH LT 6
 Property value: \$365 000 Commercial

See reverse for more information \$

WATER

Quarterly Minimum Charge *January to March* 75.40 75.40

Between 23.10.19 and 05.02.20 5.00 kL 5.00 kL at \$3.4130 17.07 17.07

SEWER

Quarterly Charge *January to March*
 For a property with a value of \$365 000 at 30.075 cents per \$1000 109.77 109.77

Total GST of this invoice \$0.00

Pd 17/2/2020

SA Water: Owned by the South Australian Government for the people of South Australia.

SAWGRN 06/18



Payment Options

See the reverse for details

Trancode

831

User Code

009915

Commonwealth Bank Ref

000323873005017

Account number

32 38730 05 8

Date paid

/ /

TOTAL AMOUNT

\$202.24

Pay by date

6 . 3 . 20

Bill Enquiries

1300 650 950

\$

.



Bill Code:
8888

Reference Number

3238730058



*591 3238730058

Please do not mark below this line

<0000020224>

<009915>

<000323873005017>

>

E-303/S-307/L-614

Customer Service

Adelaide-based Customer Care Centre


1300 SA WATER
(1300 729 283)


customercare@sawater.com.au



www.sawater.com.au

SA Water, the leading provider of water services for around 1.7 million South Australians, has been working together with the community to supply safe, clean drinking water and a dependable sewerage service for more than 160 years.



009055 046 - 5113

 HURST PROPERTY TRUST NO 2
 16 HOOKE RD
 EDINBURGH NORTH SA 5113

paid 20/5/20


Total amount due:

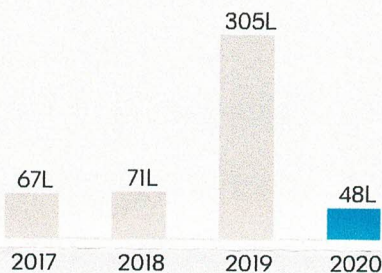
\$198.82

Pay by:

05 Jun 20

Your water use snapshot

Your average daily water use compared with the same quarter in previous years. To see how you compare to similar households visit www.sawater.com.au/mybill.



Your average daily cost for this quarter
\$2.37

Your account

Account no. **32 38730 05 8**

Invoice date 13 May 20

Commercial 16 HOOKE RD EDINBURGH NORTH LT 6

Account summary

Previous balance		\$202.24
Amount paid	⊖	\$202.24
New charges	⊕	\$198.82
Current balance	⊖	\$198.82

Fees may apply for late payment.

Growing Aboriginal businesses

As part of our effort to achieve reconciliation, we actively support Aboriginal businesses in South Australia.

Discover more by visiting sawater.com.au/reconciliation



48500 - Income Tax Expense

2020 Financial Year

Preparer Kelly Fu

Reviewer Kelly Fu

Status Completed

Account Code	Description	CY Balance	LY Balance	Change
48500	Income Tax Expense	\$7,899.61	\$11,944.60	(33.86)%
TOTAL		CY Balance	LY Balance	
		\$7,899.61	\$11,944.60	

Supporting Documents

No supporting documents

49000 - Profit/Loss Allocation Account

2020 Financial Year

Preparer Kelly Fu

Reviewer Kelly Fu

Status Completed

Account Code	Description	CY Balance	LY Balance	Change
49000	Profit/Loss Allocation Account	\$51,522.09	\$106,475.34	(51.61)%
TOTAL		CY Balance	LY Balance	
		\$51,522.09	\$106,475.34	

Supporting Documents

No supporting documents

50000 - Members

2020 Financial Year

Preparer Kelly Fu

Reviewer Kelly Fu

Status Completed

Account Code	Description	Opening Balance	Contribution Income	Earnings	Member Payments	Tax & Fees	Closing Balance	Change
HURLEE00001A	Hurst, Lee Ann - Accumulation (Accumulation)	(\$616,782.09)	(\$25,425.00)	(\$7,224.24)	\$628.43	\$5,504.51	(\$643,298.39)	4.3%
HURRIC00001A	Hurst, Richard - Accumulation (Accumulation)	(\$604,426.69)	(\$25,425.00)	(\$7,055.74)	\$5,257.98	\$4,766.97	(\$626,882.48)	3.72%
TOTAL								
		Opening Balance	Contribution Income	Earnings	Member Payments	Tax & Fees	Closing Balance	
		(\$1,221,208.78)	(\$50,850.00)	(\$14,279.98)	\$5,886.41	\$10,271.48	(\$1,270,180.87)	

Supporting Documents

- Members Summary [Report](#)
- Members Statements [Report](#)

Standard Checklist

- Attach copies of Members Statements

Members Statement

Lee Ann Hurst
 40 Paternoster Road
 Reid, South Australia, 5118, Australia

Your Details

Date of Birth : 03/10/1970
 Age: 49
 Tax File Number: Provided
 Date Joined Fund: 15/03/2009
 Service Period Start Date: 12/03/1990
 Date Left Fund:
 Member Code: HURLEE00001A
 Account Start Date 15/03/2009
 Account Phase: Accumulation Phase
 Account Description: Accumulation

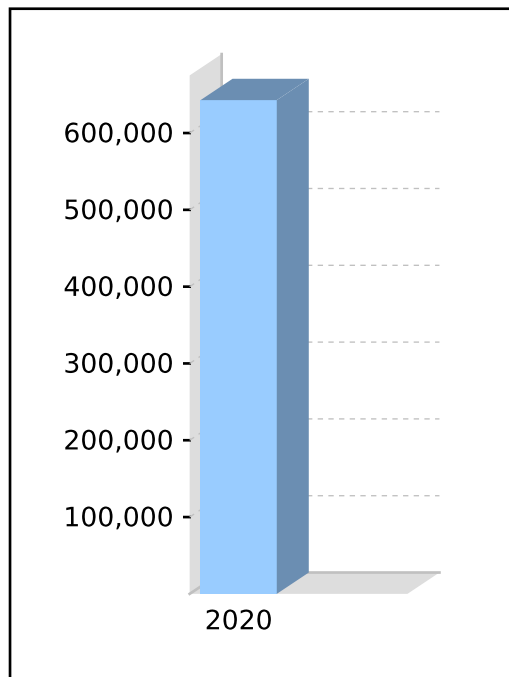
Nominated Beneficiaries N/A
 Vested Benefits 643,298.39

Your Balance

Total Benefits 643,298.39

Preservation Components
 Preserved 643,298.39
 Unrestricted Non Preserved
 Restricted Non Preserved

Tax Components
 Tax Free 133,341.42
 Taxable 509,956.97



Your Detailed Account Summary

	This Year
Opening balance at 01/07/2019	616,782.09
<u>Increases to Member account during the period</u>	
Employer Contributions	
Personal Contributions (Concessional)	25,000.00
Personal Contributions (Non Concessional)	
Government Co-Contributions	
Other Contributions	
Proceeds of Insurance Policies	
Transfers In	
Net Earnings	7,224.24
Internal Transfer In	
<u>Decreases to Member account during the period</u>	
Pensions Paid	
Contributions Tax	3,750.00
Income Tax	1,754.51
No TFN Excess Contributions Tax	
Excess Contributions Tax	
Refund Excess Contributions	
Division 293 Tax	
Insurance Policy Premiums Paid	628.43
Management Fees	
Member Expenses	
Benefits Paid/Transfers Out	
Superannuation Surcharge Tax	
Internal Transfer Out	
Closing balance at 30/06/2020	642,873.39

Members Statement

Richard Hurst
 40 Paternoster Road
 Reid, South Australia, 5118, Australia

Your Details

Date of Birth : 01/02/1971
 Age: 49
 Tax File Number: Provided
 Date Joined Fund: 15/03/2009
 Service Period Start Date: 27/12/1997
 Date Left Fund:
 Member Code: HURRIC00001A
 Account Start Date 15/03/2009
 Account Phase: Accumulation Phase
 Account Description: Accumulation

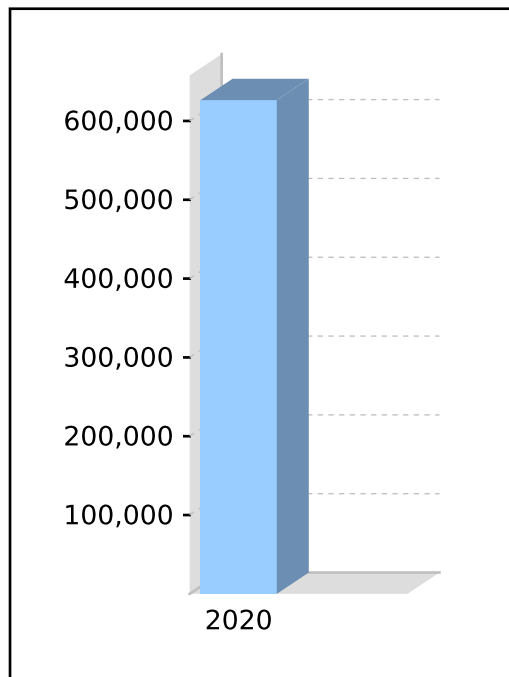
Nominated Beneficiaries N/A
 Vested Benefits 626,882.48

Your Balance

Total Benefits 626,882.48

Preservation Components
 Preserved 626,882.48
 Unrestricted Non Preserved
 Restricted Non Preserved

Tax Components
 Tax Free 133,227.35
 Taxable 493,655.13



Your Detailed Account Summary

	This Year
Opening balance at 01/07/2019	604,426.69
<u>Increases to Member account during the period</u>	
Employer Contributions	
Personal Contributions (Concessional)	25,000.00
Personal Contributions (Non Concessional)	
Government Co-Contributions	
Other Contributions	
Proceeds of Insurance Policies	
Transfers In	
Net Earnings	7,055.74
Internal Transfer In	
<u>Decreases to Member account during the period</u>	
Pensions Paid	
Contributions Tax	3,750.00
Income Tax	1,016.97
No TFN Excess Contributions Tax	
Excess Contributions Tax	
Refund Excess Contributions	
Division 293 Tax	
Insurance Policy Premiums Paid	5,257.98
Management Fees	
Member Expenses	
Benefits Paid/Transfers Out	
Superannuation Surcharge Tax	
Internal Transfer Out	
Closing balance at 30/06/2020	626,457.48

R & L Hurst Superannuation Fund

Members Summary Report

As at 30 June 2020

Opening Balance	Increases				Decreases					Closing Balance	
	Contributions	Transfers In	Net Earnings	Insurance Proceeds	Pensions Paid	Contributions Tax	Taxes Paid	Benefits Paid/ Transfers Out	Insurance Premiums		Member Expenses
Lee Ann Hurst (Age: 49)											
HURLEE00001A - Accumulation											
616,782.09	25,000.00		7,224.24			3,750.00	1,754.51		628.43		642,873.39
616,782.09	25,000.00		7,224.24			3,750.00	1,754.51		628.43		642,873.39
Richard Hurst (Age: 49)											
HURRIC00001A - Accumulation											
604,426.69	25,000.00		7,055.74			3,750.00	1,016.97		5,257.98		626,457.48
604,426.69	25,000.00		7,055.74			3,750.00	1,016.97		5,257.98		626,457.48
1,221,208.78	50,000.00		14,279.98			7,500.00	2,771.48		5,886.41		1,269,330.87

59200 - Contribution Reserve

2020 Financial Year

Preparer Kelly Fu

Reviewer Kelly Fu

Status N/A - Not Applicable

Account Code	Description	CY Balance	LY Balance	Change
HURRIC00001A	(Contribution Reserve) Hurst, Richard - Accumulation (Accumulation)	(\$3,400.00)	(\$1,700.00)	100%
HURLEE00001A	(Contribution Reserve) Hurst, Lee Ann - Accumulation (Accumulation)	(\$3,400.00)	(\$1,700.00)	100%
TOTAL		CY Balance	LY Balance	
		(\$6,800.00)	(\$3,400.00)	

Supporting Documents

- General Ledger [Report](#)

Standard Checklist

- Review the Trust Deed and minutes to ensure that the reserve is permitted and recorded in accordance with trustee policy

R & L Hurst Superannuation Fund

General Ledger

As at 30 June 2020

Transaction Date	Description	Units	Debit	Credit	Balance \$
Contribution Reserve (59200)					
<i>(Contribution Reserve) Hurst, Lee Ann - Accumulation (HURLEE00001A)</i>					
01/07/2019	Opening Balance				1,700.00 CR
01/07/2019	Close Period Journal			300.00	2,000.00 CR
01/07/2019	Close Period Journal		2,000.00		0.00 DR
24/06/2020	System Member Journals		600.00		600.00 DR
24/06/2020	System Member Journals			4,000.00	3,400.00 CR
			2,600.00	4,300.00	3,400.00 CR
<i>(Contribution Reserve) Hurst, Richard - Accumulation (HURRIC00001A)</i>					
01/07/2019	Opening Balance				1,700.00 CR
01/07/2019	Close Period Journal			300.00	2,000.00 CR
01/07/2019	Close Period Journal		2,000.00		0.00 DR
24/06/2020	System Member Journals		600.00		600.00 DR
24/06/2020	System Member Journals			4,000.00	3,400.00 CR
			2,600.00	4,300.00	3,400.00 CR
Total Debits:			5,200.00		
Total Credits:				8,600.00	

60400 - Bank Accounts

2020 Financial Year

Preparer Kelly Fu

Reviewer Kelly Fu

Status Completed

Account Code	Description	CY Balance	LY Balance	Change
ANZ66119	ANZ Business Online Saver ***66119	\$24,701.47	\$124,620.43	(80.18)%
NORTH	North Investment Cash Account	\$6,739.80	\$45,948.45	(85.33)%
ANZ59571	ANZ Business Cash Management ***59571	\$15,881.70	\$8,307.88	91.16%
TOTAL		CY Balance	LY Balance	
		\$47,322.97	\$178,876.76	

Supporting Documents

- Bank Statement Report [Report](#)
- 60400 - ANZ statements #66119.pdf [ANZ66119](#)
- 60400, 74700 - North Investment valuation.pdf [NORTH](#)
- 60400 - ANZ statements #59571.pdf [ANZ59571](#)

Standard Checklist

- Attach Copies of Bank Statements
- Attach copy of Bank Statement Report
- Ensure all Balances match Statement Balances at June 30
- Ensure all Transactions have been entered

R & L Hurst Superannuation Fund
Bank Statement

For The Period 01 July 2019 - 30 June 2020

Chart Code: 60400 / ADLTD0408201

Account Name: Adelaide Bank 040820147

BSB and Account Number: 610101 040820147

Opening Balance - **Total Debits** + **Total Credits** = **Closing Balance**
 \$ 545.81 \$ 53,045.81 \$ 52,500.00

Data Feed Used
 BGL Bank Data Service

Date	Description	Debit \$	Credit \$	Ledger Balance \$	Statement Balance \$	Variance \$
16/09/2019	CREDIT INTEREST		333.77	333.77		
16/09/2019	TRANSFER FROM ADELAIDE BANK INT FROM 040820147 [TRANSFER OF FUNDS 015-356 369059571]	333.77		0.00		
16/09/2019	TDA TERM AC REINVESTMENT 01620 6MTH INT MATURITY		26,250.00	26,250.00	0.00	26,250.00
16/03/2020	CREDIT INTEREST		212.04	26,462.04		
16/03/2020	TRANSFER FROM ADELAIDE BANK INT FROM 040820147 [TRANSFER OF FUNDS 015-356 369059571]	212.04		26,250.00		
16/03/2020	TDA TERM AC REINVESTMENT 01270 6MTH INT MATURITY		26,250.00	52,500.00	0.00	52,500.00
30/06/2020	CLOSING BALANCE			52,500.00	0.00	52,500.00
		545.81	53,045.81			

R & L Hurst Superannuation Fund

Bank Statement

For The Period 01 July 2019 - 30 June 2020

Chart Code: 60400 / ANZ59571
Account Name: ANZ Business Cash Management ***59571
BSB and Account Number: 015356 369059571

Opening Balance - **Total Debits** + **Total Credits** = **Closing Balance**
 \$ 8,307.88 \$ 244,978.99 \$ 243,213.33 \$ 6,542.22

Data Feed Used
 BGL Bank Data Service

Date	Description	Debit \$	Credit \$	Ledger Balance \$	Statement Balance \$	Variance \$
01/07/2019	Opening Balance			8,307.88		
01/07/2019	DIVIDEND FROM ANZ DIVIDEND A067/00719557 [System Matched Income Data]		176.00	8,483.88	8,483.88	
04/07/2019	PAYMENT TO HILLROSS FINANCI 60039418-3	150.00		8,333.88		
04/07/2019	PAYMENT TO TAL LIFE LIMITED 1483022-6519605	374.22		7,959.66	7,959.66	
15/07/2019	TRANSFER FROM ADELAIDE BANK INT FROM 040844949		192.97	8,152.63	8,152.63	
23/07/2019	ANZ INTERNET BANKING BPAY CITY OF PLAYFORD {500045}	1,539.90		6,612.73	6,612.73	
29/07/2019	ANZ INTERNET BANKING TRANSFER HURST PLUMBERS HURST PLUMBERS		4,000.00	10,612.73		
29/07/2019	ANZ INTERNET BANKING FUNDS TFER TRANSFER 875242 TO 015356369059571 [ANZ INTERNET BANKING FUNDS TFER TRANSFER 875242 FROM 901866119]		100,000.00	110,612.73	110,612.73	
31/07/2019	BONUS CREDIT INTEREST PAID		9.44	110,622.17		
31/07/2019	CREDIT INTEREST PAID		1.91	110,624.08	110,624.08	
01/08/2019	SHARE TRADE WITHDRAWAL TO CMC MARKETS STOC 7565945	65,094.03		45,530.05	45,530.05	
02/08/2019	DIVIDEND FROM JAMES HARDIE IND AUG19/00812766		93.95	45,624.00	45,624.00	
05/08/2019	PAYMENT TO TAL LIFE LIMITED 1483022-A0104891	374.22		45,249.78		
05/08/2019	PAYMENT TO AMP WN3BY14852396	35,000.00		10,249.78	10,249.78	
07/08/2019	TRANSFER FROM HILLROSS 0001459		2,250.00	12,499.78	12,499.78	

R & L Hurst Superannuation Fund

Bank Statement

For The Period 01 July 2019 - 30 June 2020

Date	Description	Debit \$	Credit \$	Ledger Balance \$	Statement Balance \$	Variance \$
20/08/2019	ANZ INTERNET BANKING BPAY SA WATER {601594}	286.59		12,213.19		
20/08/2019	ANZ INTERNET BANKING BPAY REVSA - ESL {602610}	486.30		11,726.89	11,726.89	
21/08/2019	TRANSFER FROM DLX SCHEME SOA19/00827713		8,217.49	19,944.38	19,944.38	
27/08/2019	ANZ INTERNET BANKING TRANSFER HURST PLUMBERS HURST PLUMBERS		4,000.00	23,944.38	23,944.38	
28/08/2019	DIVIDEND FROM JHG DIVIDEND AUG19/00831420		106.28	24,050.66	24,050.66	
30/08/2019	CREDIT INTEREST PAID		2.37	24,053.03		
30/08/2019	"2 EXCESS EFTPOS, PHONE BANKING, AUTOMATIC TRANSACTIONS - FEE"	1.20		24,051.83		
30/08/2019	1 EXCESS INTERNET/ONLINE TRANSACTIONS - FEE	0.60		24,051.23	24,051.23	
04/09/2019	PAYMENT TO TAL LIFE LIMITED 1483022-A0779657	374.22		23,677.01	23,677.01	
06/09/2019	SHARE TRADE WITHDRAWAL TO CMC MARKETS STOC 7883288	8,190.36		15,486.65	15,486.65	
09/09/2019	DIVIDEND FROM GOODMAN GROUP SEP19/00817535 [System Matched Income Data]		118.95	15,605.60	15,605.60	
12/09/2019	DIVIDEND FROM ALUMINA LIMITED SEP19/00842301		287.92	15,893.52	15,893.52	
13/09/2019	DIVIDEND FROM ARGO INV LTD 19AUD/00840909 [System Matched Income Data]		191.08	16,084.60	16,084.60	
16/09/2019	TRANSFER FROM ADELAIDE BANK INT FROM 040820147 [TRANSFER OF FUNDS 015-356 369059571]		333.77	16,418.37	16,418.37	
19/09/2019	DIVIDEND FROM RIO TINTO LTD INT19/00175426 [System Matched Income Data]		215.31	16,633.68	16,633.68	
20/09/2019	DIVIDEND FROM WOODSIDE INT19/00630039		165.04	16,798.72		
20/09/2019	DIVIDEND FROM AGL FNL DIV 001233351959		198.40	16,997.12	16,997.12	
23/09/2019	DIVIDEND FROM AZJ LIMITED SEP19/00838771		174.84	17,171.96	17,171.96	
25/09/2019	DIVIDEND FROM BHP GROUP DIV AF380/01171847		388.86	17,560.82	17,560.82	

R & L Hurst Superannuation Fund
Bank Statement

For The Period 01 July 2019 - 30 June 2020

Date	Description	Debit \$	Credit \$	Ledger Balance \$	Statement Balance \$	Variance \$
26/09/2019	DIVIDEND FROM TLS FNL DIV 001233118540 [System Matched Income Data]		4.40	17,565.22		
26/09/2019	DIVIDEND FROM REG FNL DIV 001234437892		152.51	17,717.73		
26/09/2019	ANZ INTERNET BANKING TRANSFER HURST PLUMBERS HURST PLUMBERS		5,000.00	22,717.73	22,717.73	
27/09/2019	DIVIDEND FROM ORIGIN ENERGY S00097107556		132.00	22,849.73	22,849.73	
30/09/2019	DIVIDEND FROM IAG DIVIDEND PYT FIN19/01248134 [System Matched Income Data]		211.60	23,061.33		
30/09/2019	ANZ INTERNET BANKING BPAY TAX OFFICE PAYMENT {948261}	3,568.00		19,493.33		
30/09/2019	ANZ INTERNET BANKING FUNDS TFER TRANSFER 965640 FROM 369059571 [ANZ INTERNET BANKING FUNDS TFER TRANSFER 965640 TO 015356901866119]	10,000.00		9,493.33		
30/09/2019	CREDIT INTEREST PAID		1.61	9,494.94		
30/09/2019	"9 EXCESS EFTPOS, PHONE BANKING, AUTOMATIC TRANSACTIONS - FEE"	5.40		9,489.54		
30/09/2019	3 EXCESS INTERNET/ONLINE TRANSACTIONS - FEE	1.80		9,487.74	9,487.74	
04/10/2019	DIVIDEND FROM MIN PAYMENT OCT19/00808819		108.50	9,596.24		
04/10/2019	DIVIDEND FROM QBE DIVIDEND 19FPA/00863331		143.75	9,739.99		
04/10/2019	DIVIDEND FROM ATLAS ARTERIA OCT19/00817971		195.75	9,935.74		
04/10/2019	PAYMENT TO TAL LIFE LIMITED 1483022-A1489913	459.48		9,476.26	9,476.26	
08/10/2019	DIVIDEND FROM AMCOR PLC DIV OCT19/00863482		83.31	9,559.57	9,559.57	
09/10/2019	DIVIDEND FROM WESFARMERS LTD FIN19/01093881		153.66	9,713.23	9,713.23	
10/10/2019	DIVIDEND FROM BRAMBLES LIMITED S00097107556		97.15	9,810.38	9,810.38	
11/10/2019	DIVIDEND FROM RWC DIVIDEND OCT19/00809642		94.50	9,904.88	9,904.88	
22/10/2019	DIVIDEND FROM BRAMBLES LIMITED S00097107556		194.30	10,099.18	10,099.18	
24/10/2019	TRANSFER FROM SUN CAP RETURN 001235091173		118.95	10,218.13	10,218.13	

R & L Hurst Superannuation Fund

Bank Statement

For The Period 01 July 2019 - 30 June 2020

Date	Description	Debit \$	Credit \$	Ledger Balance \$	Statement Balance \$	Variance \$
29/10/2019	ANZ INTERNET BANKING TRANSFER HURST PLUMBERS HURST PLUMBERS		4,000.00	14,218.13	14,218.13	
31/10/2019	CREDIT INTEREST PAID		0.86	14,218.99		
31/10/2019	"4 EXCESS EFTPOS, PHONE BANKING, AUTOMATIC TRANSACTIONS - FEE"	2.40		14,216.59		
31/10/2019	1 EXCESS INTERNET/ONLINE TRANSACTIONS - FEE	0.60		14,215.99	14,215.99	
04/11/2019	PAYMENT TO TAL LIFE LIMITED 1483022-A2120546	459.48		13,756.51	13,756.51	
05/11/2019	ANZ INTERNET BANKING BPAY CITY OF PLAYFORD {668393}	1,538.00		12,218.51	12,218.51	
21/11/2019	ANZ INTERNET BANKING BPAY SA WATER {118286}	205.65		12,012.86	12,012.86	
25/11/2019	DIVIDEND FROM JHG DIVIDEND NOV19/00830589		104.64	12,117.50	12,117.50	
27/11/2019	ANZ INTERNET BANKING TRANSFER HURST PLUMBERS HURST PLUMBERS		4,000.00	16,117.50	16,117.50	
29/11/2019	CREDIT INTEREST PAID		1.01	16,118.51	16,118.51	
04/12/2019	PAYMENT TO TAL LIFE LIMITED 1483022-A2781297	459.48		15,659.03	15,659.03	
17/12/2019	DIVIDEND FROM AMCOR PLC DIV DEC19/00865459		78.49	15,737.52		
17/12/2019	ANZ INTERNET BANKING PAYMENT 102994 TO PDK FINANCIAL	4,180.00		11,557.52	11,557.52	
18/12/2019	DIVIDEND FROM ANZ DIVIDEND A068/00710285		248.00	11,805.52		
20/12/2019	DIVIDEND FROM JAMES HARDIE IND DEC19/00812403		48.74	11,854.26		
20/12/2019	DIVIDEND FROM WBC DIVIDEND 001235971523		215.20	12,069.46		
23/12/2019	TRANSFER FROM ATO ATO004000011630465		1,883.53	13,952.99	13,952.99	
30/12/2019	ANZ INTERNET BANKING TRANSFER HURST PLUMBERS HURST PLUMBERS		5,000.00	18,952.99	18,952.99	
31/12/2019	CREDIT INTEREST PAID		1.29	18,954.28		
31/12/2019	"1 EXCESS EFTPOS, PHONE BANKING, AUTOMATIC TRANSACTIONS - FEE"	0.60		18,953.68		
31/12/2019	1 EXCESS INTERNET/ONLINE TRANSACTIONS - FEE	0.60		18,953.08	18,953.08	

R & L Hurst Superannuation Fund

Bank Statement

For The Period 01 July 2019 - 30 June 2020

Date	Description	Debit \$	Credit \$	Ledger Balance \$	Statement Balance \$	Variance \$
06/01/2020	PAYMENT TO TAL LIFE LIMITED 1483022-A3472704	459.48		18,493.60		
06/01/2020	ANZ INTERNET BANKING BPAY TAX OFFICE PAYMENT {154082}	3,568.00		14,925.60	14,925.60	
13/01/2020	TRANSFER FROM ADELAIDE BANK INT FROM 040844949		138.37	15,063.97	15,063.97	
14/01/2020	ANZ INTERNET BANKING FUNDS TFER TRANSFER 936233 TO 015356901866119 [ANZ INTERNET BANKING FUNDS TFER TRANSFER 936233 FROM 369059571]	10,000.00		5,063.97	5,063.97	
29/01/2020	ANZ INTERNET BANKING TRANSFER HURST PLUMBERS HURST PLUMBERS		4,000.00	9,063.97	9,063.97	
30/01/2020	ANZ INTERNET BANKING BPAY CITY OF PLAYFORD {759776}	1,538.00		7,525.97	7,525.97	
31/01/2020	CREDIT INTEREST PAID		0.90	7,526.87	7,526.87	
04/02/2020	PAYMENT TO TAL LIFE LIMITED 1483022-A4095445	459.48		7,067.39	7,067.39	
10/02/2020	PAYMENT TO AIA AUSTRALIA . 66418689 14/02/20	628.43		6,438.96	6,438.96	
17/02/2020	ANZ INTERNET BANKING BPAY SA WATER {635936}	202.24		6,236.72	6,236.72	
25/02/2020	DIVIDEND FROM GOODMAN GROUP FEB20/00819517 [System Matched Income Data]		118.95	6,355.67	6,355.67	
26/02/2020	ANZ INTERNET BANKING TRANSFER HURST PLUMBERS HURST PLUMBERS		4,000.00	10,355.67	10,355.67	
28/02/2020	CREDIT INTEREST PAID		0.53	10,356.20	10,356.20	
04/03/2020	PAYMENT TO TAL LIFE LIMITED 1483022-A4733809	459.48		9,896.72	9,896.72	
05/03/2020	DIVIDEND FROM JHG DIVIDEND MAR20/00829923		107.43	10,004.15	10,004.15	
06/03/2020	DIVIDEND FROM ARGO INVESTMENTS S00097107556 [System Matched Income Data]		179.84	10,183.99	10,183.99	
16/03/2020	TRANSFER FROM ADELAIDE BANK INT FROM 040820147 [TRANSFER OF FUNDS 015-356 369059571]		212.04	10,396.03	10,396.03	
17/03/2020	DIVIDEND FROM ALUMINA LIMITED MAR20/00841252		245.05	10,641.08	10,641.08	
20/03/2020	DIVIDEND FROM WOODSIDE FIN19/00630581		257.71	10,898.79	10,898.79	

R & L Hurst Superannuation Fund
Bank Statement

For The Period 01 July 2019 - 30 June 2020

Date	Description	Debit \$	Credit \$	Ledger Balance \$	Statement Balance \$	Variance \$
23/03/2020	DIVIDEND FROM AZJ LIMITED MAR20/00837888		193.17	11,091.96	11,091.96	
24/03/2020	DIVIDEND FROM AMCOR PLC DIV MAR20/00865600		80.37	11,172.33		
24/03/2020	DIVIDEND FROM BHP GROUP DIV A1381/01163211		339.96	11,512.29	11,512.29	
25/03/2020	DIVIDEND FROM IAG DIVIDEND PYT INT20/01241391 [System Matched Income Data]		105.80	11,618.09		
25/03/2020	ANZ INTERNET BANKING TRANSFER HURST PLUMBERS HURST PLUMBERS		5,000.00	16,618.09	16,618.09	
26/03/2020	DIVIDEND FROM MIN PAYMENT MAR20/00808243		80.50	16,698.59	16,698.59	
27/03/2020	DIVIDEND FROM TLS ITM DIV 001239319875 [System Matched Income Data]		4.40	16,702.99		
27/03/2020	DIVIDEND FROM ORIGIN ENERGY S00097107556		132.00	16,834.99		
27/03/2020	DIVIDEND FROM AGL ITM DIV 001239745931		145.70	16,980.69	16,980.69	
31/03/2020	DIVIDEND FROM SUN INTERIM DIV 001237912113		77.22	17,057.91		
31/03/2020	DIVIDEND FROM WESFARMERS LTD INT20/01086304		147.75	17,205.66		
31/03/2020	CREDIT INTEREST PAID		1.02	17,206.68		
31/03/2020	"10 EXCESS EFTPOS, PHONE BANKING, AUTOMATIC TRANSACTIONS - FEE"	6.00		17,200.68		
31/03/2020	1 EXCESS INTERNET/ONLINE TRANSACTIONS - FEE	0.60		17,200.08	17,200.08	
01/04/2020	ANZ INTERNET BANKING BPAY TAX OFFICE PAYMENT {343995}	2,522.00		14,678.08	14,678.08	
06/04/2020	PAYMENT TO TAL LIFE LIMITED 1483022-A5441323	459.48		14,218.60	14,218.60	
08/04/2020	ANZ INTERNET BANKING FUNDS TFER TRANSFER 221592 FROM 901866119 [ANZ INTERNET BANKING FUNDS TFER TRANSFER 221592 TO 015356369059571]		80,000.00	94,218.60	94,218.60	
09/04/2020	DIVIDEND FROM BRAMBLES LIMITED S00097107556		89.65	94,308.25		
09/04/2020	DIVIDEND FROM QBE DIVIDEND FPA20/00856515		155.25	94,463.50		
09/04/2020	SHARE TRADE WITHDRAWAL TO CMC MARKETS STOC 9902273	19,923.39		74,540.11		

R & L Hurst Superannuation Fund

Bank Statement

For The Period 01 July 2019 - 30 June 2020

Date	Description	Debit \$	Credit \$	Ledger Balance \$	Statement Balance \$	Variance \$
09/04/2020	PAYMENT TO AMP WN3BY14852396	60,000.00		14,540.11	14,540.11	
27/04/2020	ANZ INTERNET BANKING TRANSFER HURST PLUMBERS HURST PLUMBERS		4,000.00	18,540.11		
27/04/2020	ANZ INTERNET BANKING BPAY CITY OF PLAYFORD {502839}	1,538.00		17,002.11	17,002.11	
28/04/2020	ANZ INTERNET BANKING FUNDS TFER TRANSFER 957519 TO 015356901866119 [ANZ INTERNET BANKING FUNDS TFER TRANSFER 957519 FROM 369059571]	10,000.00		7,002.11	7,002.11	
30/04/2020	CREDIT INTEREST PAID		1.39	7,003.50		
30/04/2020	3 EXCESS INTERNET/ONLINE TRANSACTIONS - FEE	1.80		7,001.70	7,001.70	
04/05/2020	PAYMENT TO TAL LIFE LIMITED 1483022-A6048730	459.48		6,542.22	6,542.22	
30/06/2020	CLOSING BALANCE			6,542.22	6,542.22	
		<u>244,978.99</u>	<u>243,213.33</u>			

R & L Hurst Superannuation Fund

Bank Statement

For The Period 01 July 2019 - 30 June 2020

Chart Code: 60400 / ANZ66119

Account Name: ANZ Business Online Saver ***66119

BSB and Account Number: 015356 901866119

Opening Balance	-	Total Debits	+	Total Credits	=	Closing Balance
\$ 124,620.43		\$ 181,662.65		\$ 81,738.80		\$ 24,696.58

Data Feed Used

BGL Bank Data Service

Date	Description	Debit \$	Credit \$	Ledger Balance \$	Statement Balance \$	Variance \$
01/07/2019	Opening Balance			124,620.43	124,620.43	
29/07/2019	ANZ INTERNET BANKING FUNDS TFER TRANSFER 875242 TO 015356369059571 [ANZ INTERNET BANKING FUNDS TFER TRANSFER 875242 FROM 901866119]	100,000.00		24,620.43	24,620.43	
31/07/2019	PAYMENT FROM Hurst Plumbers		3,600.00	28,220.43		
31/07/2019	CREDIT INTEREST PAID		26.80	28,247.23	28,247.23	
28/08/2019	PAYMENT FROM hurst plumbers [PAYMENT FROM Hurst Plumbers]		1,600.00	29,847.23	29,847.23	
30/08/2019	CREDIT INTEREST PAID		4.42	29,851.65	29,851.65	
23/09/2019	PAYMENT FROM hurst plumbers		996.65	30,848.30	30,848.30	
24/09/2019	ANZ M-BANKING FUNDS TFER TRANSFER 381010 TO 015356530997194	996.65		29,851.65	29,851.65	
30/09/2019	PAYMENT FROM Hurst Plumbers		2,000.00	31,851.65		
30/09/2019	ANZ INTERNET BANKING FUNDS TFER TRANSFER 965640 FROM 369059571 [ANZ INTERNET BANKING FUNDS TFER TRANSFER 965640 TO 015356901866119]		10,000.00	41,851.65		
30/09/2019	CREDIT INTEREST PAID		3.81	41,855.46	41,855.46	
31/10/2019	CREDIT INTEREST PAID		5.33	41,860.79	41,860.79	
05/11/2019	PAYMENT FROM MISS RENEE LEIGHTON		666.00	42,526.79	42,526.79	
27/11/2019	ANZ INTERNET BANKING FUNDS TFER TRANSFER 235536 TO 015356479674583	666.00		41,860.79	41,860.79	

R & L Hurst Superannuation Fund

Bank Statement

For The Period 01 July 2019 - 30 June 2020

Date	Description	Debit \$	Credit \$	Ledger Balance \$	Statement Balance \$	Variance \$
28/11/2019	PAYMENT FROM Hurst Plumbers		3,200.00	45,060.79	45,060.79	
29/11/2019	CREDIT INTEREST PAID		5.07	45,065.86	45,065.86	
31/12/2019	CREDIT INTEREST PAID		5.92	45,071.78	45,071.78	
13/01/2020	PAYMENT FROM Hurst Plumbers		2,000.00	47,071.78	47,071.78	
14/01/2020	ANZ INTERNET BANKING FUNDS TFER TRANSFER 936233 TO 015356901866119 [ANZ INTERNET BANKING FUNDS TFER TRANSFER 936233 FROM 369059571]		10,000.00	57,071.78	57,071.78	
29/01/2020	PAYMENT FROM Hurst Plumbers		1,600.00	58,671.78	58,671.78	
31/01/2020	CREDIT INTEREST PAID		6.59	58,678.37	58,678.37	
28/02/2020	CREDIT INTEREST PAID		6.73	58,685.10	58,685.10	
02/03/2020	PAYMENT FROM Hurst Plumbers		1,600.00	60,285.10	60,285.10	
30/03/2020	PAYMENT FROM HURST PLUMBERS		2,000.00	62,285.10	62,285.10	
31/03/2020	CREDIT INTEREST PAID		7.90	62,293.00	62,293.00	
07/04/2020	PAYMENT FROM Hurst Plumbers		32,400.00	94,693.00	94,693.00	
08/04/2020	ANZ INTERNET BANKING FUNDS TFER TRANSFER 221592 FROM 901866119 [ANZ INTERNET BANKING FUNDS TFER TRANSFER 221592 TO 015356369059571]	80,000.00		14,693.00	14,693.00	
28/04/2020	ANZ INTERNET BANKING FUNDS TFER TRANSFER 957519 TO 015356901866119 [ANZ INTERNET BANKING FUNDS TFER TRANSFER 957519 FROM 369059571]		10,000.00	24,693.00	24,693.00	
30/04/2020	CREDIT INTEREST PAID		3.58	24,696.58	24,696.58	
30/06/2020	CLOSING BALANCE			24,696.58	24,696.58	
		<u>181,662.65</u>	<u>81,738.80</u>			

R & L Hurst Superannuation Fund
Bank Statement

For The Period 01 July 2019 - 30 June 2020

Chart Code: 60400 / NORTH
Account Name: North Investment Cash Account
BSB and Account Number:

Opening Balance - **Total Debits** + **Total Credits** = **Closing Balance**
 \$ 45,948.45 \$ 45,948.45

Data Feed Used

Date	Description	Debit \$	Credit \$	Ledger Balance \$	Statement Balance \$	Variance \$
01/07/2019	Opening Balance			45,948.45		
30/06/2020	CLOSING BALANCE			45,948.45		



BUSINESS PREMIUM SAVER STATEMENT

STATEMENT NUMBER 125
23 JUNE 2020 TO 23 JULY 2020

MRS L HURST
MR R HURST
40 PATERNOSTER RD
REID SA 5118

WELCOME TO YOUR ANZ ACCOUNT AT A GLANCE

Account Details

HURST LEE ANN
HURST RICHARD MICHAEL
R & L HURST SUPER FUND

Branch Number (BSB)

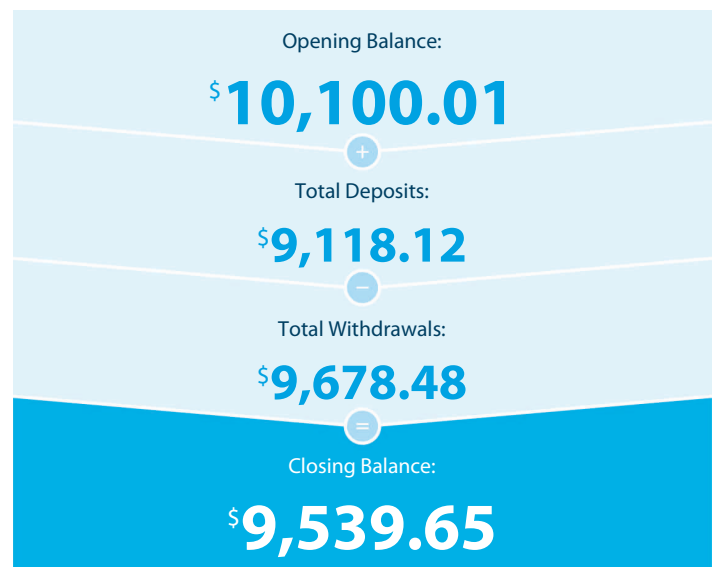
015-356

Account Number

3690-59571

Account Descriptor

SUPERANNUATION



NEED TO GET IN TOUCH?



ANZ Internet Banking
anz.com

OR



Enquiries: 13 13 14
Lost/Stolen Cards: 1800 033 844

BUSINESS PREMIUM SAVER STATEMENT

Account Number 3690-59571

Transaction Details

Please retain this statement for taxation purposes

Date	Transaction Details	Withdrawals (\$)	Deposits (\$)	Balance (\$)
2020				
23 JUN	OPENING BALANCE			10,100.01
24 JUN	ANZ INTERNET BANKING TRANSFER HURST PLUMBERS HURST PLUMBERS		9,000.00	19,100.01
30 JUN	ANZ INTERNET BANKING BPAY TAX OFFICE PAYMENT {403473}	3,219.00		15,881.01
30 JUN	CREDIT INTEREST PAID		0.69	15,881.70
01 JUL	ANZ INTERNET BANKING FUNDS TFER TRANSFER 203697 TO 015356901866119	6,000.00		9,881.70
06 JUL	PAYMENT TO TAL LIFE LIMITED 1483022-A7363282	459.48		9,422.22
13 JUL	TRANSFER FROM ADELAIDE BANK INT FROM 040844949		117.43	9,539.65
	TOTALS AT END OF PAGE	\$9,678.48	\$9,118.12	
	TOTALS AT END OF PERIOD	\$9,678.48	\$9,118.12	\$9,539.65

This Statement Includes

Interest earned on deposits	\$0.69
-----------------------------	--------

Yearly Summary

Previous Year to 30/06/2020 (\$)

Interest earned on deposits	23.65
Fees Charged	
ANZ bank account fee	21.60
Total	\$21.60

Fee Summary

Fees Charged for period: 30 MAY 2020 to 30 JUN 2020

Summary of ANZ Transaction Fees

Transaction Fees	Transactions		Fee Per Transaction (\$)	Total Charge (\$)
	Total	Free Additional		
INTERNET/ONLINE WDL	2.00	2.00	0.60	0.00
EFTPOS/PHONE BANKING WDL	2.00	2.00	0.60	0.00
Total Transaction Fees Charged				\$0.00

Please note: Overseas transaction fees, overseas ATM fees and non ANZ ATM operator fees not included

BUSINESS PREMIUM SAVER STATEMENT

Account Number 3690-59571

Transaction Details

Please retain this statement for taxation purposes

Date	Transaction Details	Withdrawals (\$)	Deposits (\$)	Balance (\$)
2020				
22 MAY	OPENING BALANCE			10,343.40
29 MAY	CREDIT INTEREST PAID		0.63	10,344.03
03 JUN	DIVIDEND FROM JHG DIVIDEND JUN20/00829325		112.27	10,456.30
04 JUN	PAYMENT TO TAL LIFE LIMITED 1483022-A6709459	459.48		9,996.82
17 JUN	DIVIDEND FROM AMCOR PLC DIV JUN20/00867054		103.19	10,100.01
	TOTALS AT END OF PAGE	\$459.48	\$216.09	
	TOTALS AT END OF PERIOD	\$459.48	\$216.09	\$10,100.01

This Statement Includes

Interest earned on deposits	\$0.63
-----------------------------	--------

Fee Summary

Fees Charged for period: 01 MAY 2020 to 29 MAY 2020

Summary of ANZ Transaction Fees	Transactions		Fee Per Transaction (\$)	Total Charge (\$)
	Total	Free Additional		
Transaction Fees				
INTERNET/ONLINE WDL	2.00	2.00	0.60	0.00
Total Transaction Fees Charged				\$0.00

Please note: Overseas transaction fees, overseas ATM fees and non ANZ ATM operator fees not included

Please note: Your fee cycle may not always reconcile with your statement cycle. This statement date ends on 23/06/20 and the monthly fee cycle, as appears above, ended on 29/05/20.

Summary of Relationship Benefit for this account	Amount (\$)
Your Relationship Benefit	1.20
This is made up of:	
Value of Free Transactions	1.20

BUSINESS PREMIUM SAVER STATEMENT

Account Number 3690-59571

Transaction Details

Please retain this statement for taxation purposes

Date	Transaction Details	Withdrawals (\$)	Deposits (\$)	Balance (\$)
2020				
23 APR	OPENING BALANCE			14,540.11
27 APR	ANZ INTERNET BANKING TRANSFER HURST PLUMBERS HURST PLUMBERS		4,000.00	18,540.11
27 APR	ANZ INTERNET BANKING BPAY CITY OF PLAYFORD {502839}	1,538.00		17,002.11
28 APR	ANZ INTERNET BANKING FUNDS TFER TRANSFER 957519 TO 015356901866119	10,000.00		7,002.11
30 APR	CREDIT INTEREST PAID		1.39	7,003.50
30 APR	3 EXCESS INTERNET/ONLINE TRANSACTIONS - FEE	1.80		7,001.70
04 MAY	PAYMENT TO TAL LIFE LIMITED 1483022-A6048730	459.48		6,542.22
19 MAY	ANZ INTERNET BANKING TRANSFER HURST PLUMBERS HURST PLUMBERS		4,000.00	10,542.22
20 MAY	ANZ INTERNET BANKING BPAY SA WATER {210513}	198.82		10,343.40
	TOTALS AT END OF PAGE	\$12,198.10	\$8,001.39	
	TOTALS AT END OF PERIOD	\$12,198.10	\$8,001.39	\$10,343.40

This Statement Includes

Interest earned on deposits	\$1.39
ANZ bank charges	\$1.80

Fee Summary

Fees Charged for period: 01 APR 2020 to 30 APR 2020

Summary of ANZ Transaction Fees

Transaction Fees	Transactions			Fee Per Transaction (\$)	Total Charge (\$)
	Total	Free	Additional		
INTERNET/ONLINE WDL	5.00	2.00	3.00	0.60	1.80
EFTPOS/PHONE BANKING WDL	3.00	3.00		0.60	0.00
Total Transaction Fees Charged					\$1.80

Please note: Overseas transaction fees, overseas ATM fees and non ANZ ATM operator fees not included

Please note: Your fee cycle may not always reconcile with your statement cycle. This statement date ends on 22/05/20 and the monthly fee cycle, as appears above, ended on 30/04/20.

BUSINESS PREMIUM SAVER STATEMENT

Account Number 3690-59571

Transaction Details

Please retain this statement for taxation purposes

Date	Transaction Details	Withdrawals (\$)	Deposits (\$)	Balance (\$)
2020				
23 MAR	OPENING BALANCE			11,091.96
24 MAR	DIVIDEND FROM AMCOR PLC DIV MAR20/00865600		80.37	11,172.33
24 MAR	DIVIDEND FROM BHP GROUP DIV AI381/01163211		339.96	11,512.29
25 MAR	DIVIDEND FROM IAG DIVIDEND PYT INT20/01241391		105.80	11,618.09
25 MAR	ANZ INTERNET BANKING TRANSFER HURST PLUMBERS HURST PLUMBERS		5,000.00	16,618.09
26 MAR	DIVIDEND FROM MIN PAYMENT MAR20/00808243		80.50	16,698.59
27 MAR	DIVIDEND FROM TLS ITM DIV 001239319875		4.40	16,702.99
27 MAR	DIVIDEND FROM ORIGIN ENERGY S00097107556		132.00	16,834.99
27 MAR	DIVIDEND FROM AGL ITM DIV 001239745931		145.70	16,980.69
31 MAR	DIVIDEND FROM SUN INTERIM DIV 001237912113		77.22	17,057.91
31 MAR	DIVIDEND FROM WESFARMERS LTD INT20/01086304		147.75	17,205.66
31 MAR	CREDIT INTEREST PAID		1.02	17,206.68
31 MAR	10 EXCESS EFTPOS, PHONE BANKING, AUTOMATIC TRANSACTIONS - FEE	6.00		17,200.68
31 MAR	1 EXCESS INTERNET/ONLINE TRANSACTIONS - FEE	0.60		17,200.08
01 APR	ANZ INTERNET BANKING BPAY TAX OFFICE PAYMENT {343995}	2,522.00		14,678.08
06 APR	PAYMENT TO TAL LIFE LIMITED 1483022-A5441323	459.48		14,218.60
08 APR	ANZ INTERNET BANKING FUNDS TFER TRANSFER 221592 FROM 901866119		80,000.00	94,218.60
09 APR	DIVIDEND FROM BRAMBLES LIMITED S00097107556		89.65	94,308.25
09 APR	DIVIDEND FROM QBE DIVIDEND FPA20/00856515		155.25	94,463.50
09 APR	SHARE TRADE WITHDRAWAL TO CMC MARKETS STOC 9902273	19,923.39		74,540.11
09 APR	PAYMENT TO AMP WN3BY14852396	60,000.00		14,540.11
	TOTALS AT END OF PAGE	\$82,911.47	\$86,359.62	
	TOTALS AT END OF PERIOD	\$82,911.47	\$86,359.62	\$14,540.11

BUSINESS PREMIUM SAVER STATEMENT

Account Number 3690-59571

Transaction Details

Please retain this statement for taxation purposes

Date	Transaction Details	Withdrawals (\$)	Deposits (\$)	Balance (\$)
2020				
21 FEB	OPENING BALANCE			6,236.72
25 FEB	DIVIDEND FROM GOODMAN GROUP FEB20/00819517		118.95	6,355.67
26 FEB	ANZ INTERNET BANKING TRANSFER HURST PLUMBERS HURST PLUMBERS		4,000.00	10,355.67
28 FEB	CREDIT INTEREST PAID		0.53	10,356.20
04 MAR	PAYMENT TO TAL LIFE LIMITED 1483022-A4733809	459.48		9,896.72
05 MAR	DIVIDEND FROM JHG DIVIDEND MAR20/00829923		107.43	10,004.15
06 MAR	DIVIDEND FROM ARGO INVESTMENTS S00097107556		179.84	10,183.99
16 MAR	TRANSFER FROM ADELAIDE BANK INT FROM 040820147		212.04	10,396.03
17 MAR	DIVIDEND FROM ALUMINA LIMITED MAR20/00841252		245.05	10,641.08
20 MAR	DIVIDEND FROM WOODSIDE FIN19/00630581		257.71	10,898.79
23 MAR	DIVIDEND FROM AZJ LIMITED MAR20/00837888		193.17	11,091.96
	TOTALS AT END OF PAGE	\$459.48	\$5,314.72	
	TOTALS AT END OF PERIOD	\$459.48	\$5,314.72	\$11,091.96

This Statement Includes

Interest earned on deposits	\$0.53
-----------------------------	--------

Fee Summary

Fees Charged for period: 01 FEB 2020 to 28 FEB 2020

Summary of ANZ Transaction Fees

	Transactions		Fee Per Transaction (\$)	Total Charge (\$)
	Total	Free Additional		
Transaction Fees				
INTERNET/ONLINE WDL	2.00	2.00	0.60	0.00
EFTPOS/PHONE BANKING WDL	1.00	1.00	0.60	0.00
Total Transaction Fees Charged				\$0.00

Please note: Overseas transaction fees, overseas ATM fees and non ANZ ATM operator fees not included

Please note: Your fee cycle may not always reconcile with your statement cycle. This statement date ends on 23/03/20 and the monthly fee cycle, as appears above, ended on 28/02/20.

BUSINESS PREMIUM SAVER STATEMENT

Account Number 3690-59571

Transaction Details

Please retain this statement for taxation purposes

Date	Transaction Details	Withdrawals (\$)	Deposits (\$)	Balance (\$)
2020				
23 JAN	OPENING BALANCE			5,063.97
29 JAN	ANZ INTERNET BANKING TRANSFER HURST PLUMBERS HURST PLUMBERS		4,000.00	9,063.97
30 JAN	ANZ INTERNET BANKING BPAY CITY OF PLAYFORD {759776}	1,538.00		7,525.97
31 JAN	CREDIT INTEREST PAID		0.90	7,526.87
04 FEB	PAYMENT TO TAL LIFE LIMITED 1483022-A4095445	459.48		7,067.39
10 FEB	PAYMENT TO AIA AUSTRALIA . 66418689 14/02/20	628.43		6,438.96
17 FEB	ANZ INTERNET BANKING BPAY SA WATER {635936}	202.24		6,236.72
	TOTALS AT END OF PAGE	\$2,828.15	\$4,000.90	
	TOTALS AT END OF PERIOD	\$2,828.15	\$4,000.90	\$6,236.72

This Statement Includes

Interest earned on deposits	\$0.90
-----------------------------	--------

Fee Summary

Fees Charged for period: 01 JAN 2020 to 31 JAN 2020

Summary of ANZ Transaction Fees	Transactions		Fee Per Transaction (\$)	Total Charge (\$)
	Total	Free Additional		
Transaction Fees				
INTERNET/ONLINE WDL	4.00	4.00	0.60	0.00
EFTPOS/PHONE BANKING WDL	1.00	1.00	0.60	0.00
Total Transaction Fees Charged				\$0.00

Please note: Overseas transaction fees, overseas ATM fees and non ANZ ATM operator fees not included

Please note: Your fee cycle may not always reconcile with your statement cycle. This statement date ends on 21/02/20 and the monthly fee cycle, as appears above, ended on 31/01/20.

BUSINESS PREMIUM SAVER STATEMENT

Account Number 3690-59571

Transaction Details

Please retain this statement for taxation purposes

Date	Transaction Details	Withdrawals (\$)	Deposits (\$)	Balance (\$)
2019				
23 DEC	OPENING BALANCE			13,952.99
30 DEC	ANZ INTERNET BANKING TRANSFER HURST PLUMBERS HURST PLUMBERS		5,000.00	18,952.99
31 DEC	CREDIT INTEREST PAID		1.29	18,954.28
31 DEC	1 EXCESS EFTPOS, PHONE BANKING, AUTOMATIC TRANSACTIONS - FEE	0.60		18,953.68
31 DEC	1 EXCESS INTERNET/ONLINE TRANSACTIONS - FEE	0.60		18,953.08
2020				
06 JAN	PAYMENT TO TAL LIFE LIMITED 1483022-A3472704	459.48		18,493.60
06 JAN	ANZ INTERNET BANKING BPAY TAX OFFICE PAYMENT {154082}	3,568.00		14,925.60
13 JAN	TRANSFER FROM ADELAIDE BANK INT FROM 040844949		138.37	15,063.97
14 JAN	ANZ INTERNET BANKING FUNDS TFER TRANSFER 936233 TO 015356901866119	10,000.00		5,063.97
TOTALS AT END OF PAGE		\$14,028.68	\$5,139.66	
TOTALS AT END OF PERIOD		\$14,028.68	\$5,139.66	\$5,063.97

This Statement Includes

Interest earned on deposits	1.29
ANZ bank charges	1.20

Fee Summary

Fees Charged for period: 30 NOV 2019 to 31 DEC 2019

Summary of ANZ Transaction Fees

Transaction Fees	Transactions			Fee Per Transaction (\$)	Total Charge (\$)
	Total	Free	Additional		
INTERNET/ONLINE WDL	2.00	1.00	1.00	0.60	0.60
EFTPOS/PHONE BANKING WDL	5.00	4.00	1.00	0.60	0.60
Total Transaction Fees Charged					\$1.20

Please note: Overseas transaction fees, overseas ATM fees and non ANZ ATM operator fees not included

Please note: Your fee cycle may not always reconcile with your statement cycle. This statement date ends on 23/01/20 and the monthly fee cycle, as appears above, ended on 31/12/19.

BUSINESS PREMIUM SAVER STATEMENT

Account Number 3690-59571

Transaction Details

Please retain this statement for taxation purposes

Date	Transaction Details	Withdrawals (\$)	Deposits (\$)	Balance (\$)
2019				
22 NOV	OPENING BALANCE			12,012.86
25 NOV	DIVIDEND FROM JHG DIVIDEND NOV19/00830589		104.64	12,117.50
27 NOV	ANZ INTERNET BANKING TRANSFER HURST PLUMBERS HURST PLUMBERS		4,000.00	16,117.50
29 NOV	CREDIT INTEREST PAID		1.01	16,118.51
04 DEC	PAYMENT TO TAL LIFE LIMITED 1483022-A2781297	459.48		15,659.03
17 DEC	DIVIDEND FROM AMCOR PLC DIV DEC19/00865459		78.49	15,737.52
17 DEC	ANZ INTERNET BANKING PAYMENT 102994 TO PDK FINANCIAL	4,180.00		11,557.52
18 DEC	DIVIDEND FROM ANZ DIVIDEND A068/00710285		248.00	11,805.52
20 DEC	DIVIDEND FROM JAMES HARDIE IND DEC19/00812403		48.74	11,854.26
20 DEC	DIVIDEND FROM WBC DIVIDEND 001235971523		215.20	12,069.46
23 DEC	TRANSFER FROM ATO ATO004000011630465		1,883.53	13,952.99
	TOTALS AT END OF PAGE	\$4,639.48	\$6,579.61	
	TOTALS AT END OF PERIOD	\$4,639.48	\$6,579.61	\$13,952.99

This Statement Includes

Interest earned on deposits	\$1.01
-----------------------------	--------

Fee Summary

Fees Charged for period: 01 NOV 2019 to 29 NOV 2019

Summary of ANZ Transaction Fees

Transaction Fees	Transactions		Fee Per Transaction (\$)	Total Charge (\$)
	Total	Free Additional		
INTERNET/ONLINE WDL	3.00	3.00	0.60	0.00
EFTPOS/PHONE BANKING WDL	1.00	1.00	0.60	0.00
Total Transaction Fees Charged				\$0.00

Please note: Overseas transaction fees, overseas ATM fees and non ANZ ATM operator fees not included

Please note: Your fee cycle may not always reconcile with your statement cycle. This statement date ends on 23/12/19 and the monthly fee cycle, as appears above, ended on 29/11/19.

BUSINESS PREMIUM SAVER STATEMENT

Account Number 3690-59571

Transaction Details

Please retain this statement for taxation purposes

Date	Transaction Details	Withdrawals (\$)	Deposits (\$)	Balance (\$)
2019				
23 OCT	OPENING BALANCE			10,099.18
24 OCT	TRANSFER FROM SUN CAP RETURN 001235091173		118.95	10,218.13
29 OCT	ANZ INTERNET BANKING TRANSFER HURST PLUMBERS HURST PLUMBERS		4,000.00	14,218.13
31 OCT	CREDIT INTEREST PAID		0.86	14,218.99
31 OCT	4 EXCESS EFTPOS, PHONE BANKING, AUTOMATIC TRANSACTIONS - FEE	2.40		14,216.59
31 OCT	1 EXCESS INTERNET/ONLINE TRANSACTIONS - FEE	0.60		14,215.99
04 NOV	PAYMENT TO TAL LIFE LIMITED 1483022-A2120546	459.48		13,756.51
05 NOV	ANZ INTERNET BANKING BPAY CITY OF PLAYFORD {668393}	1,538.00		12,218.51
21 NOV	ANZ INTERNET BANKING BPAY SA WATER {118286}	205.65		12,012.86
	TOTALS AT END OF PAGE	\$2,206.13	\$4,119.81	
	TOTALS AT END OF PERIOD	\$2,206.13	\$4,119.81	\$12,012.86

This Statement Includes

Interest earned on deposits	\$0.86
ANZ bank charges	\$3.00

Fee Summary

Fees Charged for period: 01 OCT 2019 to 31 OCT 2019

Summary of ANZ Transaction Fees

Transaction Fees	Transactions			Fee Per Transaction (\$)	Total Charge (\$)
	Total	Free	Additional		
INTERNET/ONLINE WDL	1.00		1.00	0.60	0.60
EFTPOS/PHONE BANKING WDL	9.00	5.00	4.00	0.60	2.40
Total Transaction Fees Charged					\$3.00

Please note: Overseas transaction fees, overseas ATM fees and non ANZ ATM operator fees not included

Please note: Your fee cycle may not always reconcile with your statement cycle. This statement date ends on 22/11/19 and the monthly fee cycle, as appears above, ended on 31/10/19.

BUSINESS PREMIUM SAVER STATEMENT

Account Number 3690-59571

Transaction Details

Please retain this statement for taxation purposes

Date	Transaction Details	Withdrawals (\$)	Deposits (\$)	Balance (\$)
2019				
23 SEP	OPENING BALANCE			17,171.96
25 SEP	DIVIDEND FROM BHP GROUP DIV AF380/01171847		388.86	17,560.82
26 SEP	DIVIDEND FROM TLS FNL DIV 001233118540		4.40	17,565.22
26 SEP	DIVIDEND FROM REG FNL DIV 001234437892		152.51	17,717.73
26 SEP	ANZ INTERNET BANKING TRANSFER HURST PLUMBERS HURST PLUMBERS		5,000.00	22,717.73
27 SEP	DIVIDEND FROM ORIGIN ENERGY S00097107556		132.00	22,849.73
30 SEP	DIVIDEND FROM IAG DIVIDEND PYT FIN19/01248134		211.60	23,061.33
30 SEP	ANZ INTERNET BANKING BPAY TAX OFFICE PAYMENT {948261}	3,568.00		19,493.33
30 SEP	ANZ INTERNET BANKING FUNDS TFER TRANSFER 965640 TO 015356901866119	10,000.00		9,493.33
30 SEP	CREDIT INTEREST PAID		1.61	9,494.94
30 SEP	9 EXCESS EFTPOS, PHONE BANKING, AUTOMATIC TRANSACTIONS - FEE	5.40		9,489.54
30 SEP	3 EXCESS INTERNET/ONLINE TRANSACTIONS - FEE	1.80		9,487.74
04 OCT	DIVIDEND FROM MIN PAYMENT OCT19/00808819		108.50	9,596.24
04 OCT	DIVIDEND FROM QBE DIVIDEND 19FPA/00863331		143.75	9,739.99
04 OCT	DIVIDEND FROM ATLAS ARTERIA OCT19/00817971		195.75	9,935.74
04 OCT	PAYMENT TO TAL LIFE LIMITED 1483022-A1489913	459.48		9,476.26
08 OCT	DIVIDEND FROM AMCOR PLC DIV OCT19/00863482		83.31	9,559.57
09 OCT	DIVIDEND FROM WESFARMERS LTD FIN19/01093881		153.66	9,713.23
10 OCT	DIVIDEND FROM BRAMBLES LIMITED S00097107556		97.15	9,810.38
11 OCT	DIVIDEND FROM RWC DIVIDEND OCT19/00809642		94.50	9,904.88
22 OCT	DIVIDEND FROM BRAMBLES LIMITED S00097107556		194.30	10,099.18
	TOTALS AT END OF PAGE	\$14,034.68	\$6,961.90	
	TOTALS AT END OF PERIOD	\$14,034.68	\$6,961.90	\$10,099.18

BUSINESS PREMIUM SAVER STATEMENT

Account Number 3690-59571

Transaction Details

Please retain this statement for taxation purposes

Date	Transaction Details	Withdrawals (\$)	Deposits (\$)	Balance (\$)
2019				
23 AUG	OPENING BALANCE			19,944.38
27 AUG	ANZ INTERNET BANKING TRANSFER HURST PLUMBERS HURST PLUMBERS		4,000.00	23,944.38
28 AUG	DIVIDEND FROM JHG DIVIDEND AUG19/00831420		106.28	24,050.66
30 AUG	CREDIT INTEREST PAID		2.37	24,053.03
30 AUG	2 EXCESS EFTPOS, PHONE BANKING, AUTOMATIC TRANSACTIONS - FEE	1.20		24,051.83
30 AUG	1 EXCESS INTERNET/ONLINE TRANSACTIONS - FEE	0.60		24,051.23
04 SEP	PAYMENT TO TAL LIFE LIMITED 1483022-A0779657	374.22		23,677.01
06 SEP	SHARE TRADE WITHDRAWAL TO CMC MARKETS STOC 7883288	8,190.36		15,486.65
09 SEP	DIVIDEND FROM GOODMAN GROUP SEP19/00817535		118.95	15,605.60
12 SEP	DIVIDEND FROM ALUMINA LIMITED SEP19/00842301		287.92	15,893.52
13 SEP	DIVIDEND FROM ARGO INV LTD 19AUD/00840909		191.08	16,084.60
16 SEP	TRANSFER FROM ADELAIDE BANK INT FROM 040820147		333.77	16,418.37
19 SEP	DIVIDEND FROM RIO TINTO LTD INT19/00175426		215.31	16,633.68
20 SEP	DIVIDEND FROM WOODSIDE INT19/00630039		165.04	16,798.72
20 SEP	DIVIDEND FROM AGL FNL DIV 001233351959		198.40	16,997.12
23 SEP	DIVIDEND FROM AZJ LIMITED SEP19/00838771		174.84	17,171.96
	TOTALS AT END OF PAGE	\$8,566.38	\$5,793.96	
	TOTALS AT END OF PERIOD	\$8,566.38	\$5,793.96	\$17,171.96

This Statement Includes

Interest earned on deposits	\$2.37
ANZ bank charges	\$1.80

BUSINESS PREMIUM SAVER STATEMENT

Account Number 3690-59571

Transaction Details

Please retain this statement for taxation purposes

Date	Transaction Details	Withdrawals (\$)	Deposits (\$)	Balance (\$)
2019				
23 JUL	OPENING BALANCE			6,612.73
29 JUL	ANZ INTERNET BANKING TRANSFER HURST PLUMBERS HURST PLUMBERS		4,000.00	10,612.73
29 JUL	ANZ INTERNET BANKING FUNDS TFER TRANSFER 875242 FROM 901866119		100,000.00	110,612.73
31 JUL	CREDIT INTEREST PAID		1.91	110,614.64
31 JUL	BONUS CREDIT INTEREST PAID		9.44	110,624.08
01 AUG	SHARE TRADE WITHDRAWAL TO CMC MARKETS STOC 7565945	65,094.03		45,530.05
02 AUG	DIVIDEND FROM JAMES HARDIE IND AUG19/00812766		93.95	45,624.00
05 AUG	PAYMENT TO TAL LIFE LIMITED 1483022-A0104891	374.22		45,249.78
05 AUG	PAYMENT TO AMP WN3BY14852396	35,000.00		10,249.78
07 AUG	TRANSFER FROM HILLROSS 0001459		2,250.00	12,499.78
20 AUG	ANZ INTERNET BANKING BPAY SA WATER {601594}	286.59		12,213.19
20 AUG	ANZ INTERNET BANKING BPAY REVSA - ESL {602610}	486.30		11,726.89
21 AUG	TRANSFER FROM DLX SCHEME SOA19/00827713		8,217.49	19,944.38
	TOTALS AT END OF PAGE	\$101,241.14	\$114,572.79	
	TOTALS AT END OF PERIOD	\$101,241.14	\$114,572.79	\$19,944.38

This Statement Includes

Interest earned on deposits	\$11.35
-----------------------------	---------

Fee Summary

Fees Charged for period: 29 JUN 2019 to 31 JUL 2019

Summary of ANZ Transaction Fees

Transaction Fees	Transactions		Fee Per Transaction (\$)	Total Charge (\$)
	Total	Free Additional		
INTERNET/ONLINE WDL	3.00	3.00	0.60	0.00
EFTPOS/PHONE BANKING WDL	2.00	2.00	0.60	0.00
Total Transaction Fees Charged				\$0.00

Please note: Overseas transaction fees, overseas ATM fees and non ANZ ATM operator fees not included

BUSINESS PREMIUM SAVER STATEMENT

Account Number 3690-59571

Transaction Details

Please retain this statement for taxation purposes

Date	Transaction Details	Withdrawals (\$)	Deposits (\$)	Balance (\$)
2019				
21 JUN	OPENING BALANCE			21,917.65
24 JUN	DIVIDEND FROM WBC DIVIDEND 001229692514		188.00	22,105.65
24 JUN	ANZ INTERNET BANKING TRANSFER HURST PLUMBERS HURST PLUMBERS		9,000.00	31,105.65
27 JUN	ANZ INTERNET BANKING BPAY TAX OFFICE PAYMENT {856631}	3,177.00		27,928.65
27 JUN	ANZ INTERNET BANKING FUNDS TFER TRANSFER 863674 TO 015356901866119	10,000.00		17,928.65
27 JUN	ANZ INTERNET BANKING FUNDS TFER TRANSFER 857235 TO 015356901866119	10,000.00		7,928.65
28 JUN	DIVIDEND FROM DLX DIVIDEND ORD19/00826624		377.11	8,305.76
28 JUN	BONUS CREDIT INTEREST PAID		0.13	8,305.89
28 JUN	CREDIT INTEREST PAID		2.59	8,308.48
28 JUN	1 EXCESS EFTPOS, PHONE BANKING, AUTOMATIC TRANSACTIONS - FEE	0.60		8,307.88
01 JUL	DIVIDEND FROM ANZ DIVIDEND A067/00719557		176.00	8,483.88
04 JUL	PAYMENT TO HILLROSS FINANCI 60039418-3	150.00		8,333.88
04 JUL	PAYMENT TO TAL LIFE LIMITED 1483022-6519605	374.22		7,959.66
15 JUL	TRANSFER FROM ADELAIDE BANK INT FROM 040844949		192.97	8,152.63
23 JUL	ANZ INTERNET BANKING BPAY CITY OF PLAYFORD {500045}	1,539.90		6,612.73
	TOTALS AT END OF PAGE	\$25,241.72	\$9,936.80	
	TOTALS AT END OF PERIOD	\$25,241.72	\$9,936.80	\$6,612.73

This Statement Includes

Interest earned on deposits	\$2.72
ANZ bank charges	\$0.60

Yearly Summary

Previous Year to 30/06/2019 (\$)

Interest earned on deposits	18.63
Fees Charged	
ANZ bank account fee	18.60
Total	\$18.60



ANZ BUSINESS ONLINE SAVER STATEMENT

STATEMENT NUMBER 45
19 MAY 2020 TO 19 AUGUST 2020

THE TRUSTEES
R & L HURST SUPERANNUATION FUND
40 PATERNOSTER RD
REID SA 5118

WELCOME TO YOUR ANZ ACCOUNT AT A GLANCE

Account Details

LEE ANN HURST & RICHARD MICHAEL HURST
IN THEIR OWN CAPACITY AS TRUSTEES FOR
R & L HURST SUPERANNUATION FUND

Branch Number (BSB)

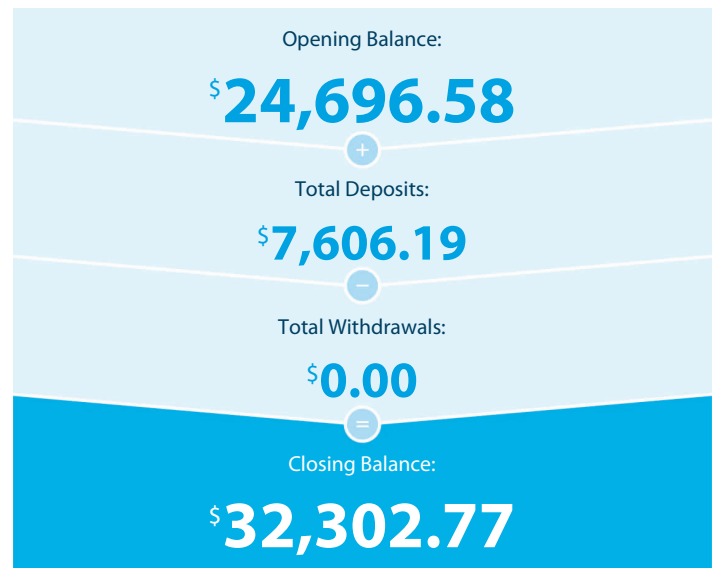
015-356

Account Number

9018-66119

Account Descriptor

ONLINE SAVER



NEED TO GET IN TOUCH?



ANZ Internet Banking
anz.com

OR



Enquiries: 13 13 14
Lost/Stolen Cards: 1800 033 844

ANZ BUSINESS ONLINE SAVER STATEMENT

Account Number 9018-66119

Transaction Details

Please retain this statement for taxation purposes

Date	Transaction Details	Withdrawals (\$)	Deposits (\$)	Balance (\$)
2020				
19 MAY	OPENING BALANCE			24,696.58
29 MAY	CREDIT INTEREST PAID		2.93	24,699.51
30 JUN	CREDIT INTEREST PAID		1.96	24,701.47
01 JUL	ANZ INTERNET BANKING FUNDS TFER TRANSFER 203697 FROM 369059571		6,000.00	30,701.47
28 JUL	PAYMENT FROM HURST PLUMBERS		1,600.00	32,301.47
31 JUL	CREDIT INTEREST PAID		1.30	32,302.77
TOTALS AT END OF PAGE		\$0.00	\$7,606.19	
TOTALS AT END OF PERIOD		\$0.00	\$7,606.19	\$32,302.77

This Statement Includes

Interest earned on deposits	\$6.19
-----------------------------	--------

Yearly Summary

Previous Year to 30/06/2020 (\$)

Interest earned on deposits	81.04
-----------------------------	-------

Update your profile in the ANZ App or ANZ Internet Banking

New mobile number or email address? No worries. You can update your details via Profile in the ANZ App or ANZ Internet Banking. By keeping your details up to date, we can contact you for security purposes (e.g. send you an SMS one-time passcode or verify transactions), or send you account information.

Forgot your password? We've all been there. You can also securely reset your ANZ App PIN or change ANZ Internet Banking password too. It's all in one place – your Profile.

Visit www.anz.com.au/ways-to-bank to learn about how you can manage your money, simply and securely.

IMPORTANT INFORMATION

PLEASE CHECK THE ENTRIES AND CALL 13 13 14 REGARDING ANY ERRORS ON THIS STATEMENT.

All entries generated are subject to authorisation and verification and if necessary, adjustments will appear on a later statement.

If you have a complaint or unresolved issue with ANZ's product or service please call our National Feedback Line **1800 805 154** and advise us. Further information in relation to ANZ's dispute resolution process and this product (including details of benefits or fees and charges) is available on request and you can access this information by reviewing the Terms and Conditions, and Fees and Charges brochures which can be found at www.anz.com or by calling **13 13 14**.

ANZ BUSINESS ONLINE SAVER STATEMENT

Account Number 9018-66119

Transaction Details

Please retain this statement for taxation purposes

Date	Transaction Details	Withdrawals (\$)	Deposits (\$)	Balance (\$)
2020				
19 FEB	OPENING BALANCE			58,678.37
28 FEB	CREDIT INTEREST PAID		6.73	58,685.10
02 MAR	PAYMENT FROM HURST PLUMBERS		1,600.00	60,285.10
30 MAR	PAYMENT FROM HURST PLUMBERS		2,000.00	62,285.10
31 MAR	CREDIT INTEREST PAID		7.90	62,293.00
07 APR	PAYMENT FROM HURST PLUMBERS		32,400.00	94,693.00
08 APR	ANZ INTERNET BANKING FUNDS TFER TRANSFER 221592 TO 015356369059571	80,000.00		14,693.00
28 APR	ANZ INTERNET BANKING FUNDS TFER TRANSFER 957519 FROM 369059571		10,000.00	24,693.00
30 APR	CREDIT INTEREST PAID		3.58	24,696.58
	TOTALS AT END OF PAGE	\$80,000.00	\$46,018.21	
	TOTALS AT END OF PERIOD	\$80,000.00	\$46,018.21	\$24,696.58

This Statement Includes

Interest earned on deposits	\$18.21
-----------------------------	---------

New Profile menu in ANZ Internet Banking

The new Profile menu in ANZ Internet Banking lets you securely manage your contact information and security details. You can find the new menu in the top right corner of ANZ Internet Banking.

Keep your contact information up to date, as these details may be used for security purposes (e.g. to verify transactions), or send you account information.

You can also choose which offers and promotions you want to receive and how. You can select as many as you like and make changes any time.

Visit www.anz.com.au to explore your Profile today.

IMPORTANT INFORMATION

PLEASE CHECK THE ENTRIES AND CALL 13 13 14 REGARDING ANY ERRORS ON THIS STATEMENT.

All entries generated are subject to authorisation and verification and if necessary, adjustments will appear on a later statement.

If you have a complaint or unresolved issue with ANZ's product or service please call our National Feedback Line **1800 805 154** and advise us. Further information in relation to ANZ's dispute resolution process and this product (including details of benefits or fees and charges) is available on request and you can access this information by reviewing the Terms and Conditions, and Fees and Charges brochures which can be found at www.anz.com or by calling **13 13 14**.

ANZ BUSINESS ONLINE SAVER STATEMENT

Account Number 9018-66119

Transaction Details

Please retain this statement for taxation purposes

Date	Transaction Details	Withdrawals (\$)	Deposits (\$)	Balance (\$)
2019				
19 NOV	OPENING BALANCE			42,526.79
27 NOV	ANZ INTERNET BANKING FUNDS TFER TRANSFER 235536 TO 015356479674583	666.00		41,860.79
28 NOV	PAYMENT FROM HURST PLUMBERS		3,200.00	45,060.79
29 NOV	CREDIT INTEREST PAID		5.07	45,065.86
31 DEC	CREDIT INTEREST PAID		5.92	45,071.78
2020				
13 JAN	PAYMENT FROM HURST PLUMBERS		2,000.00	47,071.78
14 JAN	ANZ INTERNET BANKING FUNDS TFER TRANSFER 936233 FROM 369059571		10,000.00	57,071.78
29 JAN	PAYMENT FROM HURST PLUMBERS		1,600.00	58,671.78
31 JAN	CREDIT INTEREST PAID		6.59	58,678.37
TOTALS AT END OF PAGE		\$666.00	\$16,817.58	
TOTALS AT END OF PERIOD		\$666.00	\$16,817.58	\$58,678.37

This Statement Includes

Interest earned on deposits	\$17.58
-----------------------------	---------

New Profile menu in ANZ Internet Banking

The new Profile menu in ANZ Internet Banking lets you securely manage your contact information and security details. You can find the new menu in the top right corner of ANZ Internet Banking.

Keep your contact information up to date, as these details may be used for security purposes (e.g. to verify transactions), or send you account information.

You can also choose which offers and promotions you want to receive and how. You can select as many as you like and make changes any time.

Visit www.anz.com.au to explore your Profile today.

IMPORTANT INFORMATION

PLEASE CHECK THE ENTRIES AND CALL 13 13 14 REGARDING ANY ERRORS ON THIS STATEMENT.

All entries generated are subject to authorisation and verification and if necessary, adjustments will appear on a later statement.

If you have a complaint or unresolved issue with ANZ's product or service please call our National Feedback Line **1800 805 154** and advise us. Further information in relation to ANZ's dispute resolution process and this product (including details of benefits or fees and charges) is available on request and you can access this information by reviewing the Terms and Conditions, and Fees and Charges brochures which can be found at www.anz.com or by calling **13 13 14**.

ANZ BUSINESS ONLINE SAVER STATEMENT

Account Number 9018-66119

Transaction Details

Please retain this statement for taxation purposes

Date	Transaction Details	Withdrawals (\$)	Deposits (\$)	Balance (\$)
2019				
19 AUG	OPENING BALANCE			28,247.23
28 AUG	PAYMENT FROM HURST PLUMBERS		1,600.00	29,847.23
30 AUG	CREDIT INTEREST PAID		4.42	29,851.65
23 SEP	PAYMENT FROM HURST PLUMBERS		996.65	30,848.30
24 SEP	ANZ M-BANKING FUNDS TFER TRANSFER 381010 TO 015356530997194	996.65		29,851.65
30 SEP	PAYMENT FROM HURST PLUMBERS		2,000.00	31,851.65
30 SEP	ANZ INTERNET BANKING FUNDS TFER TRANSFER 965640 FROM 369059571		10,000.00	41,851.65
30 SEP	CREDIT INTEREST PAID		3.81	41,855.46
31 OCT	CREDIT INTEREST PAID		5.33	41,860.79
05 NOV	PAYMENT FROM MISS RENEE LEIGHTON		666.00	42,526.79
	TOTALS AT END OF PAGE	\$996.65	\$15,276.21	
	TOTALS AT END OF PERIOD	\$996.65	\$15,276.21	\$42,526.79

This Statement Includes

Interest earned on deposits	\$13.56
-----------------------------	---------

New Profile menu in ANZ Internet Banking

The new Profile menu in ANZ Internet Banking lets you securely manage your contact information and security details. You can find the new menu in the top right corner of ANZ Internet Banking.

Keep your contact information up to date, as these details may be used for security purposes (e.g. to verify transactions), or send you account information.

You can also choose which 'Offers & Promotions' you receive and how. You can select as many as you like and make changes any time.

Visit www.anz.com.au to explore your Profile today.

ANZ BUSINESS ONLINE SAVER STATEMENT

Account Number 9018-66119

Transaction Details

Please retain this statement for taxation purposes

Date	Transaction Details	Withdrawals (\$)	Deposits (\$)	Balance (\$)
2019				
17 MAY	OPENING BALANCE			67,963.42
22 MAY	PAYMENT FROM HURST PLUMBERS		33,000.00	100,963.42
27 MAY	PAYMENT FROM HURST PLUMBERS		3,600.00	104,563.42
31 MAY	CREDIT INTEREST PAID		26.50	104,589.92
27 JUN	ANZ INTERNET BANKING FUNDS TFER TRANSFER 863674 FROM 369059571		10,000.00	114,589.92
27 JUN	ANZ INTERNET BANKING FUNDS TFER TRANSFER 859654 FROM 185912902		10,000.00	124,589.92
27 JUN	ANZ INTERNET BANKING FUNDS TFER TRANSFER 857235 FROM 369059571		10,000.00	134,589.92
27 JUN	ANZ INTERNET BANKING FUNDS TFER TRANSFER 863316 TO 015356185912902	10,000.00		124,589.92
28 JUN	CREDIT INTEREST PAID		30.51	124,620.43
29 JUL	ANZ INTERNET BANKING FUNDS TFER TRANSFER 875242 TO 015356369059571	100,000.00		24,620.43
31 JUL	PAYMENT FROM HURST PLUMBERS		3,600.00	28,220.43
31 JUL	CREDIT INTEREST PAID		26.80	28,247.23
	TOTALS AT END OF PAGE	\$110,000.00	\$70,283.81	
	TOTALS AT END OF PERIOD	\$110,000.00	\$70,283.81	\$28,247.23

This Statement Includes

Interest earned on deposits	\$83.81
-----------------------------	---------

Yearly Summary

Previous Year to 30/06/2019 (\$)

Interest earned on deposits	204.81
-----------------------------	--------

Protecting your privacy

Protecting your privacy is crucial to the way we do business. That's why we've simplified our Privacy Policy to better explain how we manage and protect your personal information, particularly when providing a product or service to you.

Watch our short video and read our updated Privacy Policy at www.anz.com.au/privacy.

Account valuation

Account valuation as at 30 June 2020

Investment	No. of units	Pending Units	Effective date	Unit price \$	Pending \$	Value \$
Cash Account	6,739.80	0.00	30/06/2020	1.00	0.00	6,739.80
AMP Capital Global Infrastructure Securities Fund (Hedged)	9,226.51	0.00	30/06/2020	1.91	0.00	17,640.99
Bentham Advantage Global Income Fund	33,199.97	0.00	30/06/2020	0.99	0.00	32,976.54
Experts' Choice Diversified Interest Income Fund	37,990.54	0.00	30/06/2020	0.91	0.00	34,566.45
Experts' Choice International Shares Fund	112,136.64	0.00	30/06/2020	0.72	0.00	80,480.46
Experts' Choice Property and Infrastructure Fund	49,751.95	0.00	30/06/2020	0.69	0.00	34,563.17
Lazard Global Infrastructure Fund	20,604.07	0.00	30/06/2020	1.31	0.00	26,981.03
Macquarie International Infrastructure Securities Fund (Hedged)	18,111.10	0.00	30/06/2020	1.18	0.00	21,314.77
Magellan Advantage Global Fund	33,749.08	0.00	30/06/2020	1.50	0.00	50,787.31
Magellan Infrastructure Fund	7,892.66	0.00	30/06/2020	1.28	0.00	10,109.71
PIMCO Advantage Diversified Fixed Interest Fund	27,381.51	0.00	30/06/2020	1.07	0.00	29,372.96
Schroder Fixed Income Fund (W)	7,340.02	0.00	30/06/2020	1.19	0.00	8,722.88
Vanguard Australian Shares Index Fund (W)	10,234.10	0.00	30/06/2020	2.12	0.00	21,653.31
Vanguard International Shares Index Fund	23,421.30	0.00	30/06/2020	2.37	0.00	55,524.88
					0.00	431,434.26
Account value						431,434.26

A/C 74700
total units 391,039.45
total value \$424,694.46

Market values change constantly and the market value of your assets may have changed since the date of this report.
All values and units displayed have been rounded to two decimal places.

60800 - Term Deposits

2020 Financial Year

Preparer Kelly Fu

Reviewer Kelly Fu

Status Completed

Account Code	Description	CY Balance	LY Balance	Change
ADLTD0147	Adelaide Bank Money Market ***0147	\$26,250.00	\$26,250.00	0%
ADLTD4949	Adelaide Bank Money Market ***4949	\$15,000.00	\$15,000.00	0%
TOTAL		CY Balance	LY Balance	
		\$41,250.00	\$41,250.00	

Supporting Documents

- 60800 - Adelaide bank #0147 statements.pdf [ADLTD0147](#)
- 60800 - Adelaide bank #4949 statements.pdf [ADLTD4949](#)

Standard Checklist

- Attach Copies of Statements and Interest slips
- Ensure all Transactions have been entered

Bendigo and Adelaide Bank Limited
 ABN 11 068 049 178 AFSL/ACL 237879
 80 Grenfell Street, Adelaide GPO Box 1048, Adelaide SA 5001
 Telephone: 1800 224 124 Website: www.adelaidebank.com.au

Statement Details

Statement Period	from	17 Mar 2020
	to	14 Sep 2020
Customer Number		0032311912
Account ID		TT01
BSB		610-101
Account Number		040820147



010000 MM 046/00369

 MR R M & MRS L A HURST ATF
 R & L HURST SUPER FUND
 40 PATERNOSTER ROAD
 REID SA 5118

Adelaide Bank Term Deposits

Your investment. Your Choice.



Account Summary

Opening Balance	\$26,250.00
Credits	\$166.23
Debits	\$166.23
Closing Balance	\$26,250.00

Current Financial Year

Total Interest Credited	\$166.23
-------------------------	----------

Date	Description	Rates	Days	Debits	Credits	Balance
17MAR20	BROUGHT FORWARD 6MTH INT MATURITY	1.270	181			\$26,250.00
	MATURES 14/09/20 TERM 182 DAYS					
14SEP20	CREDIT INTEREST				166.23	26,416.23
14SEP20	TRANSFER OF FUNDS 015-356 369059571			166.23		26,250.00
14SEP20	ACCOUNT REINVESTED 6MTH INT MATURITY	0.600				26,250.00
	MATURES 15/03/21 TERM 182 DAYS					

Please note that you have a 7 days grace period starting from the day after your initial investment or rollover to make any changes to your account without incurring an interest rate reduction. The grace period ends on 21 September 2020.

Should you wish to withdraw your funds after the 7 days grace period your funds will be available 31 days after you request the withdrawal, with the exception of proven hardship. Please note that your funds will not be held past the maturity date and will be subject to an interest rate reduction.

Closing Totals **\$166.23 \$166.23 \$26,250.00**

Bendigo and Adelaide Bank Limited
 ABN 11 068 049 178 AFSL/ACL 237879
 80 Grenfell Street, Adelaide GPO Box 1048, Adelaide SA 5001
 Telephone: 1800 224 124 Website: www.adelaidebank.com.au

Statement Details

Statement Period	from	17 Sep 2019
	to	16 Mar 2020
Customer Number		0032311912
Account ID		TT01
BSB		610-101
Account Number		040820147

010000 MM 046/00540



MR R M & MRS L A HURST ATF
 R & L HURST SUPER FUND
 40 PATERNOSTER ROAD
 REID SA 5118

Adelaide Bank Term Deposits

Your investment. Your Choice.


Account Summary

Opening Balance	\$26,250.00
Credits	\$212.04
Debits	\$212.04
Closing Balance	\$26,250.00

Current Financial Year

Total Interest Credited	\$545.81
-------------------------	----------

Date	Description	Rates	Days	Debits	Credits	Balance
17SEP19	BROUGHT FORWARD 6MTH INT MATURITY MATURES 16/03/20 TERM 182 DAYS	1.620	181			\$26,250.00
16MAR20	CREDIT INTEREST				212.04	26,462.04
16MAR20	TRANSFER OF FUNDS 015-356 369059571			212.04		26,250.00
16MAR20	ACCOUNT REINVESTED 6MTH INT MATURITY MATURES 14/09/20 TERM 182 DAYS	1.270				26,250.00

Please note that you have a 7 days grace period starting from the day after your initial investment or rollover to make any changes to your account without incurring an interest rate reduction. The grace period ends on 23 March 2020.

Should you wish to withdraw your funds after the 7 days grace period your funds will be available 31 days after you request the withdrawal, with the exception of proven hardship. Please note that your funds will not be held past the maturity date and will be subject to an interest rate reduction.

Closing Totals	\$212.04	\$212.04	\$26,250.00
-----------------------	-----------------	-----------------	--------------------

Bendigo and Adelaide Bank Limited
 ABN 11 068 049 178 AFSL/ACL 237879
 80 Grenfell Street, Adelaide GPO Box 1048, Adelaide SA 5001
 Telephone: 1800 224 124 Website: www.adelaidebank.com.au

Statement Details


Statement Period	from	19 Mar 2019
	to	16 Sep 2019
Customer Number		0032311912
Account ID		TT01
BSB		610-101
Account Number		040820147

010000 MM 046/00472



MR R M & MRS L A HURST ATF
 R & L HURST SUPER FUND
 40 PATERNOSTER ROAD
 REID SA 5118

Page 1 of 2

Adelaide Bank Term Deposits
Your investment. Your Choice.

Account Summary

Opening Balance	\$26,250.00
Credits	\$333.77
Debits	\$333.77
Closing Balance	\$26,250.00

Current Financial Year

Total Interest Credited	\$333.77
-------------------------	----------

Date	Description	Rates	Days	Debits	Credits	Balance
19MAR19	BROUGHT FORWARD 6MTH INT MATURITY	2.550	181			\$26,250.00
	MATURES 16/09/19 TERM 182 DAYS					
16SEP19	CREDIT INTEREST				333.77	26,583.77
16SEP19	TRANSFER OF FUNDS 015-356 369059571			333.77		26,250.00
16SEP19	ACCOUNT REINVESTED 6MTH INT MATURITY	1.620				26,250.00
	MATURES 16/03/20 TERM 182 DAYS					

Please note that you have a 7 days grace period starting from the day after your initial investment or rollover to make any changes to your account without incurring an interest rate reduction. The grace period ends on 23 September 2019.

Should you wish to withdraw your funds after the 7 days grace period your funds will be available 31 days after you request the withdrawal, with the exception of proven hardship. Please note that your funds will not be held past the maturity date and will be subject to an interest rate reduction.

...continued overleaf



Bendigo and Adelaide Bank Limited
ABN 11 068 049 178 AFSL/ACL 237879
80 Grenfell Street, Adelaide GPO Box 1048, Adelaide SA 5001
Telephone: 1800 224 124 Website: www.adelaidebank.com.au

010000 MM 046/00407




MR R M & MRS L A HURST ATF
R & L HURST SUPER FUND
40 PATERNOSTER ROAD
REID SA 5118

Statement Details

Table with Statement Period (14 Jan 2020 to 13 Jul 2020), Customer Number (0032311912), Account ID (TT02), BSB (610-101), and Account Number (040844949).

Adelaide Bank Term Deposits

Your investment. Your Choice.



Account Summary

Table with Account Summary: Opening Balance (\$15,000.00), Credits (\$117.43), Debits (\$117.43), Closing Balance (\$15,000.00).

Current Financial Year

Table with Current Financial Year: Total Interest Credited (\$117.43).

Main transaction table with columns: Date, Description, Rates, Days, Debits, Credits, Balance. Includes rows for 14JAN20, 13JUL20, and 13JUL20.

Please note that you have a 7 days grace period starting from the day after your initial investment or rollover to make any changes to your account without incurring an interest rate reduction. The grace period ends on 20 July 2020.

Should you wish to withdraw your funds after the 7 days grace period your funds will be available 31 days after you request the withdrawal, with the exception of proven hardship. Please note that your funds will not be held past the maturity date and will be subject to an interest rate reduction.

Closing Totals table with columns: Closing Totals, \$117.43, \$117.43, \$15,000.00.

Bendigo and Adelaide Bank Limited
 ABN 11 068 049 178 AFSL/ACL 237879
 80 Grenfell Street, Adelaide GPO Box 1048, Adelaide SA 5001
 Telephone: 1800 224 124 Website: www.adelaidebank.com.au



010000 MM 046/00390

 MR R M & MRS L A HURST ATF
 R & L HURST SUPER FUND
 40 PATERNOSTER ROAD
 REID SA 5118

Statement Details

Statement Period	from	16 Jul 2019
	to	13 Jan 2020
Customer Number		0032311912
Account ID		TT02
BSB		610-101
Account Number		040844949

Adelaide Bank Term Deposits
Your investment. Your Choice.

Account Summary

Opening Balance	\$15,000.00
Credits	\$138.37
Debits	\$138.37
Closing Balance	\$15,000.00

Current Financial Year

Total Interest Credited	\$331.34
-------------------------	----------

Date	Description	Rates	Days	Debits	Credits	Balance
16JUL19	BROUGHT FORWARD 6MTH INT MATURITY	1.850	181			\$15,000.00
	MATURES 13/01/20 TERM 182 DAYS					
13JAN20	CREDIT INTEREST				138.37	15,138.37
13JAN20	TRANSFER OF FUNDS 015-356 369059571			138.37		15,000.00
13JAN20	ACCOUNT REINVESTED 6MTH INT MATURITY	1.570				15,000.00
	MATURES 13/07/20 TERM 182 DAYS					

Please note that you have a 7 days grace period starting from the day after your initial investment or rollover to make any changes to your account without incurring an interest rate reduction. The grace period ends on 20 January 2020.

Should you wish to withdraw your funds after the 7 days grace period your funds will be available 31 days after you request the withdrawal, with the exception of proven hardship. Please note that your funds will not be held past the maturity date and will be subject to an interest rate reduction.

Closing Totals **\$138.37** **\$138.37** **\$15,000.00**

Bendigo and Adelaide Bank Limited
 ABN 11 068 049 178 AFSL/ACL 237879
 80 Grenfell Street, Adelaide GPO Box 1048, Adelaide SA 5001
 Telephone: 1800 224 124 Website: www.adelaidebank.com.au

Statement Details

Statement Period	from	15 Jan 2019
	to	15 Jul 2019
Customer Number		0032311912
Account ID		TT02
BSB		610-101
Account Number		040844949

010000 MM 046/00460



MR R M & MRS L A HURST ATF
 R & L HURST SUPER FUND
 40 PATERNOSTER ROAD
 REID SA 5118

Adelaide Bank Term Deposits
Your investment. Your Choice.

Account Summary

Opening Balance	\$15,000.00
Credits	\$192.97
Debits	\$192.97
Closing Balance	\$15,000.00

Current Financial Year

Total Interest Credited	\$192.97
-------------------------	----------

Date	Description	Rates	Days	Debits	Credits	Balance
15JAN19	BROUGHT FORWARD 6MTH INT MATURITY MATURES 15/07/19 TERM 182 DAYS	2.580	181			\$15,000.00
15JUL19	CREDIT INTEREST				192.97	15,192.97
15JUL19	TRANSFER OF FUNDS 015-356 369059571			192.97		15,000.00
15JUL19	ACCOUNT REINVESTED 6MTH INT MATURITY MATURES 13/01/20 TERM 182 DAYS	1.850				15,000.00

Please note that you have a 7 days grace period starting from the day after your initial investment or rollover to make any changes to your account without incurring an interest rate reduction. The grace period ends on 22 July 2019.

Should you wish to withdraw your funds after the 7 days grace period your funds will be available 31 days after you request the withdrawal, with the exception of proven hardship. Please note that your funds will not be held past the maturity date and will be subject to an interest rate reduction.

...continued overleaf

61800 - Distributions Receivable

2020 Financial Year

Preparer Kelly Fu

Reviewer Kelly Fu

Status Completed

Account Code	Description	CY Balance	LY Balance	Change
GMG.AX	Goodman Group	\$136.05	\$118.95	14.38%
HURSTNORTH	North Investment	\$21,507.81	\$22,204.26	(3.14)%
TOTAL		CY Balance	LY Balance	
		\$21,643.86	\$22,323.21	

Supporting Documents

- General Ledger [Report](#)
- 61800 - GMG_Payment_Advice_2020_08_28.pdf [GMG.AX](#)
- 23800, 61800 - North Investment Distribution Income.pdf [HURSTNORTH](#)

Standard Checklist

- Review aging of amounts receivable and comment on any delay in payment.

R & L Hurst Superannuation Fund

General Ledger

As at 30 June 2020

Transaction Date	Description	Units	Debit	Credit	Balance \$
Distributions Receivable (61800)					
<u>Goodman Group (GMG.AX)</u>					
01/07/2019	Opening Balance				118.95 DR
09/09/2019	DIVIDEND FROM GOODMAN GROUP SEP19/00817535 [System Matched Income Data]			118.95	0.00 DR
30/06/2020			136.05		136.05 DR
			136.05	118.95	136.05 DR
<u>North Investment (HURSTNORTH)</u>					
01/07/2019	Opening Balance				22,204.26 DR
30/06/2020	North investment tax distn		21,507.81		43,712.07 DR
30/06/2020	North investment tax distn			22,204.26	21,507.81 DR
			21,507.81	22,204.26	21,507.81 DR
Total Debits:	21,643.86				
Total Credits:	22,323.21				



28 August 2020

┌ 013219 000 GMG



MR RICHARD MICHAEL HURST & MRS
LEE ANN HURST
<R & L HURST S/F A/C>
40 PATERNOSTER ROAD
REID SA 5118

Dear Securityholder

Goodman Group (Goodman or Group)

Distribution and Annual Tax Statement

We are pleased to confirm your distribution of 15.00 cents per security for the six months ended 30 June 2020. We enclose your Goodman Group Payment Advice together with your Annual Tax Statement and Tax Return Guide for the financial year ended 30 June 2020. The Tax Return Guide provides summarised tax information and has been designed to assist you in completing your income tax return coupled with the Annual Tax Statement 2020.

Stakeholder Review and Annual Report

Our Stakeholder Review and Annual Report provide an overview of our performance for the year. They will be available on the Group's website, www.goodman.com from 24 September 2020.

Should you have any questions, please call our dedicated information line on 1300 723 040 (within Australia) or +61 3 9415 4043 (outside Australia).

Yours faithfully

Gregory Goodman
Group Chief Executive Officer

Goodman Group

Goodman Limited | ABN 69 000 123 071
Goodman Funds Management Limited | ABN 48 067 796 641 | AFSL Number 223621
as responsible entity of Goodman Industrial Trust | ARSN 091213 839

Level 17, 60 Castlereagh Street, Sydney NSW 2000 | GPO Box 4703, Sydney NSW 2001 Australia
Tel +61 2 9230 7400 | Fax +61 2 9230 7444

Goodman Logistics (HK) Limited 嘉民物流(香港)有限公司 | Company No. 1700359 | ARBN 155 911 149
a Hong Kong company with limited liability
Suite 901, Three Pacific Place, 1 Queen's Road East, Hong Kong | Tel +852 2249 3100 | Fax +852 2525 2070

info-au@goodman.com | www.goodman.com



+ Goodman Group
 Goodman Limited ABN 69 000 123 071
 Goodman Funds Management Limited
 ABN 48 067 796 641; AFSL Number 223621
 As Responsible Entity for
 Goodman Industrial Trust ARSN 091 213 839
 Goodman Logistics (HK) Limited
 Company No. 1700359; ARBN 155 911 149
 A Hong Kong company with limited liability

Update your information:



Online:
www.computershare.com.au/easyupdate/gmg



By Mail:
 Computershare Investor Services Pty Limited
 GPO Box 2975 Melbourne
 Victoria 3001 Australia

013219 000 GMG
 MR RICHARD MICHAEL HURST & MRS
 LEE ANN HURST
 <R & L HURST S/F A/C>
 40 PATERNOSTER ROAD
 REID SA 5118

Enquiries:

(within Australia) 1300 723 040
 (international) 61 3 9415 4043

Holder no.: HIN WITHHELD
 ASX code: GMG
 TFN/ABN status: Quoted
 Record date: 30 June 2020
 Payment date: 28 August 2020
 Ref number: 820325

Goodman Group Payment Advice

For the half year ended 30 June 2020

Goodman Limited Dividend

Class description	Dividend rate cents per share	Number of securities	Unfranked amount	Franked amount	Franking credit
GL	N/A	907	N/A	N/A	N/A

Goodman Industrial Trust Distribution

Class description	Distribution rate cents per unit	Number of securities	Australian income	Foreign income other	Foreign income interest
GIT	11 cents	907	\$0.00	\$0.11	\$0.00

Interest income	Gross capital gain	Concessional capital gain	Discounted capital gain	Capital gain other	Tax deferred
\$6.33	\$0.00	\$46.11	\$46.11	\$0.00	\$1.11

Goodman Logistics (HK) Limited Dividend

Class description	Dividend rate cents per CDI	Number of securities	Amount
CDI	4 cents	907	\$36.28

Taxable components are indicative only with actual figures provided in the enclosed 2020 Annual Tax Statement.

For the purposes of subdivision 12H of Schedule 1 of the Taxation Administration Act 1953 (Cth), this distribution includes a 'fund payment' of \$113.54 in respect of the income year ended 30 June 2020. Further details on the 'fund payment' are available on www.goodman.com

Total gross payment (AUD):	\$136.05
Total tax withheld (AUD):	\$0.00
Total net payment (AUD):	\$136.05

Periodic Statement

The Goodman Group Periodic Statement is available at www.goodman.com/investor-centre

Note 1: You should retain this statement to assist you in preparing your tax return.

Note 2: If you require your payment to be re-issued, you may be charged an administration fee which will be deducted from your payment.

Your payment instruction

ANZ
 BSB: 015-356 Account number: XXXXXX71

Amount deposited

(AUD)\$136.05

If payment cannot be made to the above instruction, a cheque will be forwarded to your registered address.

Fund name	Date received	Distribution period	Amount
Lazard Global Infrastructure Fund	4 October 2019	1 July 2019 - 30 September 2019	\$183.60
	8 January 2020	1 October 2019 - 31 December 2019	\$145.14
	8 April 2020	1 January 2020 - 31 March 2020	\$25.26
	15 July 2020	1 April 2020 - 30 June 2020	\$2,183.21
Macquarie International Infrastructure Securities	10 October 2019	1 July 2019 - 30 September 2019	\$125.77
	10 January 2020	1 October 2019 - 31 December 2019	\$138.62
	9 April 2020	1 January 2020 - 31 March 2020	\$139.46
	9 July 2020	1 April 2020 - 30 June 2020	\$1,923.15
Magellan Advantage Global Fund	8 July 2020	1 July 2019 - 30 June 2020	\$5,575.34
Magellan Infrastructure Fund	14 July 2020	1 January 2020 - 30 June 2020	\$236.78
PIMCO Advantage Diversified Fixed Interest	1 January 2020	1 July 2019 - 30 September 2019	\$0.00
	9 January 2020	1 October 2019 - 31 December 2019	\$81.41
	9 April 2020	1 January 2020 - 31 March 2020	\$387.06
	8 July 2020	1 April 2020 - 30 June 2020	\$1.72
Schroder Fixed Income Fund (W)	3 October 2019	29 June 2019 - 30 September 2019	\$43.12
	8 January 2020	1 October 2019 - 31 December 2019	\$42.41
	3 April 2020	1 January 2020 - 31 March 2020	\$43.33
	7 July 2020	1 April 2020 - 30 June 2020	\$43.71
Vanguard Australian Shares Index Fund (W)	7 October 2019	1 July 2019 - 30 September 2019	\$156.34
	9 January 2020	1 October 2019 - 31 December 2019	\$102.62
	7 April 2020	1 January 2020 - 31 March 2020	\$102.80
	8 July 2020	1 April 2020 - 30 June 2020	\$57.25
Vanguard International Shares Index Fund	7 October 2019	1 July 2019 - 30 September 2019	\$280.86
	9 January 2020	1 October 2019 - 31 December 2019	\$279.43
	7 April 2020	1 January 2020 - 31 March 2020	\$372.75
	8 July 2020	1 April 2020 - 30 June 2020	\$1,956.32

\$26743.53 Total income rec'd A/C 23800
 + \$22204.26 2019 Distn/R
 - \$21507.81 2020 Distn/R A/C 61800
 = \$27439.98 Total cash rec'd in bank

5. Income

The following is a list of the income received in relation to your investments for the financial year ended 30 June 2020.

Fund name	Date received	Distribution period	Amount
Cash Account	1 July 2019	1 June 2019 - 30 June 2019	\$46.40
	1 August 2019	1 July 2019 - 31 July 2019	\$51.22
	1 September 2019	1 August 2019 - 31 August 2019	\$11.28
	1 October 2019	1 September 2019 - 30 September 2019	\$1.64
	1 November 2019	1 October 2019 - 31 October 2019	\$4.94
	1 December 2019	1 November 2019 - 30 November 2019	\$4.52
	1 January 2020	1 December 2019 - 31 December 2019	\$6.42
	1 February 2020	1 January 2020 - 31 January 2020	\$8.71
	1 March 2020	1 February 2020 - 29 February 2020	\$8.24
	1 April 2020	1 March 2020 - 31 March 2020	\$5.60
	1 May 2020	1 April 2020 - 30 April 2020	\$3.96
	1 June 2020	1 May 2020 - 31 May 2020	\$1.59
AMP Capital Corporate Bond Fund	6 August 2019	1 July 2019 - 31 July 2019	\$56.08
AMP Capital Global Infrastructure Securities	11 October 2019	1 July 2019 - 30 September 2019	\$184.45
	9 January 2020	1 October 2019 - 31 December 2019	\$184.81
	9 April 2020	1 January 2020 - 31 March 2020	\$185.91
	8 July 2020	1 April 2020 - 30 June 2020	\$185.91
Bentham Advantage Global Income Fund	4 September 2019	1 August 2019 - 31 August 2019	\$95.57
	11 October 2019	1 September 2019 - 30 September 2019	\$155.18
	5 November 2019	1 October 2019 - 31 October 2019	\$57.71
	4 December 2019	1 November 2019 - 30 November 2019	\$103.54
	9 January 2020	1 December 2019 - 31 December 2019	\$99.23
	5 February 2020	1 January 2020 - 31 January 2020	\$100.51
	4 March 2020	1 February 2020 - 29 February 2020	\$96.06
	9 April 2020	1 March 2020 - 31 March 2020	\$62.98
	5 May 2020	1 April 2020 - 30 April 2020	\$71.23
	3 June 2020	1 May 2020 - 31 May 2020	\$66.90
8 July 2020	1 June 2020 - 30 June 2020	\$144.30	
Experts' Choice Diversified Interest Income Fund	9 January 2020	1 July 2019 - 31 December 2019	\$564.00
	8 July 2020	1 January 2020 - 30 June 2020	\$662.20
Experts' Choice International Shares Fund	9 January 2020	1 July 2019 - 31 December 2019	\$146.40
	8 July 2020	1 January 2020 - 30 June 2020	\$5,749.73
Experts' Choice Property and Infrastructure Fund	9 January 2020	1 July 2019 - 31 December 2019	\$200.66
	8 July 2020	1 January 2020 - 30 June 2020	\$2,788.19

Client details

Trust name: R & L Hurst Superannuation Fund

Client reference number: P00127045S

Address:

Postal: 40 Paternoster Road
REID SA 5118

Contacts:

A/H: Not supplied

B/H: 0882558686

M: Not supplied

Email: Not supplied

Report period: 1 July 2019 to 30 June 2020

Date prepared: 18 August 2020

Adviser name: PDK FINANCIAL SOLUTIONS

Adviser phone: (08) 8373 6420

Account summary

Opening account value as at 1 July 2019	\$344,043.07
ADD	
Deposits/Transfers	\$95,000.00
Income received	\$27,439.98
LESS	
Fees and expenses	\$(4,086.28)
Change in investment earnings	\$(30,962.51)
Closing account value as at 30 June 2020	\$431,434.26

74700 - Managed Investments (Australian)

2020 Financial Year

Preparer Kelly Fu

Reviewer Kelly Fu

Status Completed

Account Code	Description	CY Units	CY Balance	LY Units	LY Balance	Change
HURSTNORTH	North Investment	391039.450000	\$424,694.65	318508.760000	\$298,094.58	42.47%
TOTAL		CY Units	CY Balance	LY Units	LY Balance	
		391039.450000	\$424,694.65	318508.760000	\$298,094.58	

Supporting Documents

- 60400, 74700 - North Investment valuation.pdf

Standard Checklist

- Attach Annual statements from fund managers, Master Trust, Platform or Wrap providers confirming ownership and value
- Attach copies of Statements and Source Documentation
- Attach Investment Movement Report
- Ensure all Investments are valued correctly at June 30
- Ensure the investment is in accordance with the Fund's investment strategy
- Ensure the investment is in accordance with the SIS Act

Account valuation

Account valuation as at 30 June 2020

Investment	No. of units	Pending Units	Effective date	Unit price \$	Pending \$	Value \$
Cash Account	6,739.80	0.00	30/06/2020	1.00	0.00	6,739.80
AMP Capital Global Infrastructure Securities Fund (Hedged)	9,226.51	0.00	30/06/2020	1.91	0.00	17,640.99
Bentham Advantage Global Income Fund	33,199.97	0.00	30/06/2020	0.99	0.00	32,976.54
Experts' Choice Diversified Interest Income Fund	37,990.54	0.00	30/06/2020	0.91	0.00	34,566.45
Experts' Choice International Shares Fund	112,136.64	0.00	30/06/2020	0.72	0.00	80,480.46
Experts' Choice Property and Infrastructure Fund	49,751.95	0.00	30/06/2020	0.69	0.00	34,563.17
Lazard Global Infrastructure Fund	20,604.07	0.00	30/06/2020	1.31	0.00	26,981.03
Macquarie International Infrastructure Securities Fund (Hedged)	18,111.10	0.00	30/06/2020	1.18	0.00	21,314.77
Magellan Advantage Global Fund	33,749.08	0.00	30/06/2020	1.50	0.00	50,787.31
Magellan Infrastructure Fund	7,892.66	0.00	30/06/2020	1.28	0.00	10,109.71
PIMCO Advantage Diversified Fixed Interest Fund	27,381.51	0.00	30/06/2020	1.07	0.00	29,372.96
Schroder Fixed Income Fund (W)	7,340.02	0.00	30/06/2020	1.19	0.00	8,722.88
Vanguard Australian Shares Index Fund (W)	10,234.10	0.00	30/06/2020	2.12	0.00	21,653.31
Vanguard International Shares Index Fund	23,421.30	0.00	30/06/2020	2.37	0.00	55,524.88
					0.00	431,434.26
Account value						431,434.26

A/C 74700
total units 391,039.45
total value \$424,694.46

Market values change constantly and the market value of your assets may have changed since the date of this report.
All values and units displayed have been rounded to two decimal places.

77250 - Real Estate Properties (Australian - Non Residential)

2020 Financial Year

Preparer Kelly Fu

Reviewer Kelly Fu

Status Completed

Account Code	Description	CY Units	CY Balance	LY Units	LY Balance	Change
16HOOKERD1	16 Hooke Road, Elizabeth West	1.000000	\$550,000.00	1.000000	\$550,000.00	0%
TOTAL		CY Units	CY Balance	LY Units	LY Balance	
		1.000000	\$550,000.00	1.000000	\$550,000.00	

Supporting Documents

- CT V5137 F373 - 16 Hooke Rd.pdf
- 2020 SMSF Minute - Property Declaration.pdf
- 77250 - Property valuation.pdf

Standard Checklist

- Attach copies of Purchase or Sale contracts if property was purchased or disposed of during the year.
- Attach copy of current certificate of title.
- Attach Declaration of Trust
- Ensure all Investments are valued correctly at June 30
- Ensure the investment is in accordance with the Fund's investment strategy
- Ensure the investment is in accordance with the SIS Act

Minutes of a meeting of the Trustee(s)

held on 30 June 2020 at 40 Paternoster Road, Reid, South Australia 5118

PRESENT: Lee Ann Hurst and Richard Hurst

MINUTES: The following declaration is made in respect of the assets listed below for the financial year ended 30 June 2020:

Property	16 Hooke Road, Edinburgh North SA 5113
Land Title Reference	Volume 5137 Folio 373
Registered Proprietor(s)	Richard Hurst Lee Ann Hurst
Proportion Owned by Fund (if less than 100%)	100%

- The Registered Proprietor hold the property in trust for the Fund.
- The valuation of the asset is at market value in accordance with the requirements of SIS Regulation 8.02B and subsection 10(1) of the SIS Act. We confirm that no event has occurred since the date of the last valuation which would cause a significant change to that valuation.
- The property is rented to a member (or related party of the Fund) at current market rates and under normal commercial arrangements.

CLOSURE: All resolutions for this meeting were made in accordance with the SISA and Regulations.

There being no further business the meeting then closed.

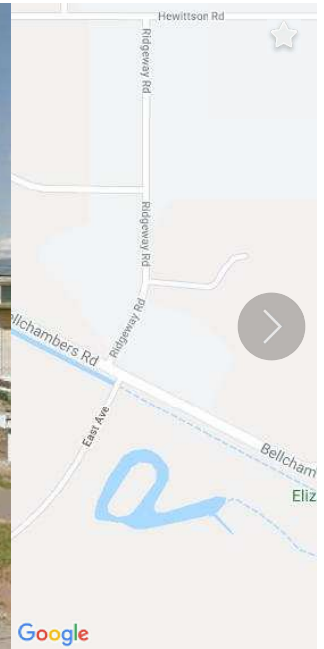
Signed as a true record –

.....

Richard Hurst

Chairperson

16 Hooke Rd



OFF MARKET

16 Hooke Road

Edinburgh North SA 5113

1904m²
[Improve this data](#)

Leave the original value \$550K
This valuation is not accurate.

Estimated Value & Rent

<input type="text" value="Estimated Value"/>	<input type="text" value="Estimated Rent"/>
--	---

● Low confidence

Last updated 2 Aug 2020



Commute Calculator

Select...

Car Bus Bicycle Walk

Property Details for 16 Hooke Rd, Edinburgh North

16 Hooke Rd, Edinburgh North is a undefined bedroom, undefined bathroom House and was built in 1993. While the property is not currently for sale or for rent, it was last sold in Sep 2011.

Building Type	House
Year Built	1993
Land Size	1904m ²

Certificate of Title

Title Reference CT 5137/373
Status CURRENT
Easement YES
Owner Number 10617426
Address for Notices 31 REDBANKS RD WILLASTON 5118
Area 1800M² (APPROXIMATE)

Estate Type

FEE SIMPLE

Registered Proprietor

RICHARD MICHAEL HURST
LEE ANN HURST
OF 31 REDBANKS ROAD WILLASTON SA 5118
WITH NO SURVIVORSHIP

Description of Land

ALLOTMENT 6 DEPOSITED PLAN 9499
IN THE AREA NAMED EDINBURGH NORTH
HUNDRED OF MUNNO PARA

Last Sale Details

Dealing Reference TRANSFER (T) 11655393
Dealing Date 25/09/2011
Sale Price \$550,000
Sale Type TRANSFER FOR FULL MONETARY CONSIDERATION

Constraints

Encumbrances

Dealing Type	Dealing Number	Beneficiary
ENCUMBRANCE	3520461	SOUTH AUSTRALIAN HOUSING TRUST

Stoppers

NIL

Valuation Numbers

Valuation Number	Status	Property Location Address
3238730058	CURRENT	16 HOOKE ROAD, EDINBURGH NORTH, SA 5113

Notations

Dealings Affecting Title

NIL

Notations on Plan

NIL

Registrar-General's Notes

NIL

Administrative Interests

NIL

77600 - Shares in Listed Companies (Australian)

2020 Financial Year

Preparer Kelly Fu

Reviewer Kelly Fu

Status Completed

Account Code	Description	CY Units	CY Balance	LY Units	LY Balance	Change
WES.AX	Wesfarmers Limited	238.000000	\$10,669.54	147.000000	\$5,315.52	100.72%
AGL.AX	AGL Energy Limited.	310.000000	\$5,285.50	165.000000	\$3,301.65	60.09%
QBE.AX	QBE Insurance Group Limited	575.000000	\$5,094.50	332.000000	\$3,927.56	29.71%
WBC.AX	Westpac Banking Corporation	269.000000	\$4,828.55	200.000000	\$5,672.00	(14.87)%
RIO.AX	RIO Tinto Limited	0.000000		70.000000	\$7,263.20	100%
ARG.AX	Argo Investments Limited	1124.000000	\$8,081.56	1124.000000	\$9,126.88	(11.45)%
JHG.AX	Janus Henderson Group Plc	201.000000	\$6,222.96	109.000000	\$3,301.61	88.48%
REG.AX	Regis Healthcare Limited	2145.000000	\$3,024.45	1430.000000	\$3,760.90	(19.58)%
BXB.AX	Brambles Limited	807.000000	\$8,772.09	518.000000	\$6,671.84	31.48%
AWC.AX	Alumina Limited	4410.000000	\$7,166.25	2920.000000	\$6,803.60	5.33%
CYB.AX	Cybg Plc	0.000000		1090.000000	\$3,727.80	100%
AMC.AX	Arcor Limited	583.000000	\$8,441.84	341.000000	\$5,520.79	52.91%
WPL.AX	Woodside Petroleum Limited	310.000000	\$6,711.50	195.000000	\$7,090.20	(5.34)%
AZJ.AX	Aurizon Holdings Limited	1740.000000	\$8,560.80	1068.000000	\$5,767.20	48.44%
TLS.AX	Telstra Corporation Limited.	0.000000		55.000000	\$211.75	100%

Account Code	Description	CY Units	CY Balance	LY Units	LY Balance	Change
IAG.AX	Insurance Australia Group Limited	1300.000000	\$7,501.00	1058.000000	\$8,739.08	(14.17)%
ANZ.AX	Australia And New Zealand Banking Group Limited	310.000000	\$5,778.40	220.000000	\$6,206.20	(6.89)%
DLX.AX	Duluxgroup Limited	0.000000		877.000000	\$8,173.64	100%
COL.AX	Coles Group Limited.	0.000000		147.000000	\$1,962.45	100%
JHX.AX	James Hardie Industries Plc	415.000000	\$11,420.80	315.000000	\$5,890.50	93.89%
QAN.AX	Qantas Airways Limited	1505.000000	\$5,688.90			100%
VUK.AX	Virgin Money Uk Plc	2330.000000	\$3,856.15			100%
MIN.AX	Mineral Resources Limited	478.000000	\$10,119.26			100%
SUN.AX	Suncorp Group Limited	464.000000	\$4,282.72			100%
BHP.AX	BHP Group Limited	405.000000	\$14,507.10	0.000000		100%
ORG.AX	Origin Energy Limited	1185.000000	\$6,920.40			100%
RWC.AX	Reliance Worldwide Corporation Limited	1890.000000	\$5,556.60			100%
	TOTAL	CY Units	CY Balance	LY Units	LY Balance	
		22994.000000	\$158,490.87	12381.000000	\$108,434.37	

Supporting Documents

- Balance Review Report [Report](#)
- Investment Movement Report [Report](#)

Standard Checklist

- Attach Balance Review Report

- ☑ Attach copies of HIN/SRN or Chess Statements, Broker Statements, Contract Notes Corporate Action documentation and any other relevant Source Documentation
- ☑ Attach Investment Movement Report
- ☑ Ensure all Investments are valued correctly at June 30
- ☑ Ensure the investment is in accordance with the Fund's investment strategy

R & L Hurst Superannuation Fund

Balance Review Report

As at 30 June 2020

Investment Code	Investment Name	Holding Reference	Third Party Data			BGL Ledger Balance	Registered Name
			Data Feed Provider	Balance Date	Balance Amount		
60400	Bank Accounts						
ANZ59571	ANZ Business Cash Management ***59571	015356369059571	BGL Bank Data Service	30/06/2020	\$ 15,881.70	\$ 15,881.70	
ANZ66119	ANZ Business Online Saver ***66119	015356901866119	BGL Bank Data Service	30/06/2020	\$ 24,701.47	\$ 24,701.47	
NORTH	North Investment Cash Account					6,739.80	
60800	Term Deposits						
ADLTD0147	Adelaide Bank Money Market ***0147					26,250.00	
ADLTD4949	Adelaide Bank Money Market ***4949					15,000.00	
74700	Managed Investments (Australian)						
HURSTNORTH	North Investment					391,039.4500	
77250	Real Estate Properties (Australian - Non Residential)						
16HOOKERD	16 Hooke Road, Edinburgh North SA 5113					1.0000	
77600	Shares in Listed Companies (Australian)						
AGL.AX	AGL Energy Limited.	X*****4930	Registry Data - Link	30/06/2020	310.0000	310.0000	MR RICHARD MICHAEL HURST & MRS LEE ANN HURST <R & L HURST S/F A/C>
AWC.AX	Alumina Limited	X*****4930	Registry Data - Computershare	30/06/2020	4,410.0000	4,410.0000	MR RICHARD MICHAEL HURST & MRS LEE ANN HURST <R & L HURST S/F>
AMC.AX	Amcor Limited	X*****4930	Registry Data - Computershare	30/06/2020	583.0000	583.0000	MR RICHARD MICHAEL HURST &

R & L Hurst Superannuation Fund Balance Review Report

As at 30 June 2020

Investment Code	Investment Name	Holding Reference	Third Party Data			BGL Ledger Balance	Registered Name
			Data Feed Provider	Balance Date	Balance Amount		
ARG.AX	Argo Investments Limited	X*****4930	Registry Data - Boardroom	30/06/2020	1,124.0000	1,124.0000	MRS LEE ANN HURST <R & L HURST S/F> MR RICHARD MICHAEL HURST & MRS LEE ANN HURST <R & L HURST S/F A/C>
AZJ.AX	Aurizon Holdings Limited	X*****4930	Registry Data - Computershare	30/06/2020	1,740.0000	1,740.0000	MR RICHARD MICHAEL HURST & MRS LEE ANN HURST <R & L HURST S/F>
ANZ.AX	Australia And New Zealand Banking Group Limited	X*****4930	Registry Data - Computershare	30/06/2020	310.0000	310.0000	MR RICHARD MICHAEL HURST & MRS LEE ANN HURST <R & L HURST S/F>
BHP.AX	BHP Group Limited	X*****4930	Registry Data - Computershare	30/06/2020	405.0000	405.0000	MR RICHARD MICHAEL HURST & MRS LEE ANN HURST <R & L HURST S/F>
BXB.AX	Brambles Limited	X*****4930	Registry Data - Boardroom	30/06/2020	807.0000	807.0000	MR RICHARD MICHAEL HURST & MRS LEE ANN HURST <R & L HURST S/F A/C>
IAG.AX	Insurance Australia Group Limited	X*****4930	Registry Data - Computershare	30/06/2020	1,300.0000	1,300.0000	MR RICHARD MICHAEL HURST & MRS LEE ANN HURST <R & L HURST S/F>
JHX.AX	James Hardie Industries Plc	X*****4930	Registry Data - Computershare	30/06/2020	415.0000	415.0000	MR RICHARD MICHAEL HURST & MRS LEE ANN HURST <R & L HURST S/F>

R & L Hurst Superannuation Fund Balance Review Report

As at 30 June 2020

Investment Code	Investment Name	Holding Reference	Third Party Data			BGL Ledger Balance	Registered Name
			Data Feed Provider	Balance Date	Balance Amount		
JHG.AX	Janus Henderson Group Plc	X*****4930	Registry Data - Computershare	30/06/2020	201.0000	201.0000	MR RICHARD MICHAEL HURST & MRS LEE ANN HURST <R & L HURST S/F>
MIN.AX	Mineral Resources Limited	X*****4930	Registry Data - Computershare	30/06/2020	478.0000	478.0000	MR RICHARD MICHAEL HURST & MRS LEE ANN HURST <R & L HURST S/F>
ORG.AX	Origin Energy Limited	X*****4930	Registry Data - Boardroom	30/06/2020	1,185.0000	1,185.0000	MR RICHARD MICHAEL HURST & MRS LEE ANN HURST <R & L HURST S/F A/C>
QAN.AX	Qantas Airways Limited	X*****4930	Registry Data - Link	30/06/2020	1,505.0000	1,505.0000	MR RICHARD MICHAEL HURST & MRS LEE ANN HURST <R & L HURST S/F A/C>
QBE.AX	QBE Insurance Group Limited	X*****4930	Registry Data - Computershare	30/06/2020	575.0000	575.0000	MR RICHARD MICHAEL HURST & MRS LEE ANN HURST <R & L HURST S/F>
REG.AX	Regis Healthcare Limited	X*****4930	Registry Data - Link	30/06/2020	2,145.0000	2,145.0000	MR RICHARD MICHAEL HURST & MRS LEE ANN HURST <R & L HURST S/F A/C>
RWC.AX	Reliance Worldwide Corporation Limited	X*****4930	Registry Data - Computershare	30/06/2020	1,890.0000	1,890.0000	MR RICHARD MICHAEL HURST & MRS LEE ANN HURST <R & L HURST S/F>
SUN.AX	Suncorp Group Limited	X*****4930	Registry Data - Link	30/06/2020	464.0000	464.0000	MR RICHARD MICHAEL HURST & MRS LEE ANN

R & L Hurst Superannuation Fund Balance Review Report

As at 30 June 2020

Investment Code	Investment Name	Holding Reference	Third Party Data			BGL Ledger Balance	Registered Name
			Data Feed Provider	Balance Date	Balance Amount		
VUK.AX	Virgin Money Uk Plc	X*****4930	Registry Data - Computershare	30/06/2020	2,330.0000	2,330.0000	HURST <R & L HURST S/F A/C> MR RICHARD MICHAEL HURST & MRS LEE ANN HURST <R & L HURST S/F>
WES.AX	Wesfarmers Limited	X*****4930	Registry Data - Computershare	30/06/2020	238.0000	238.0000	MR RICHARD MICHAEL HURST & MRS LEE ANN HURST <R & L HURST S/F>
WBC.AX	Westpac Banking Corporation	X*****4930	Registry Data - Link	30/06/2020	269.0000	269.0000	MR RICHARD MICHAEL HURST & MRS LEE ANN HURST <R & L HURST S/F A/C>
WPL.AX	Woodside Petroleum Ltd	X*****4930	Registry Data - Computershare	30/06/2020	310.0000	310.0000	MR RICHARD MICHAEL HURST & MRS LEE ANN HURST <R & L HURST S/F>
78200	Units in Listed Unit Trusts (Australian)						
ALX.AX	Atlas Arteria	X*****4930	Registry Data - Computershare	30/06/2020	1,670.0000	1,670.0000	MR RICHARD MICHAEL HURST & MRS LEE ANN HURST <R & L HURST S/F>
GMG.AX	Goodman Group	X*****4930	Registry Data - Computershare	30/06/2020	907.0000	907.0000	MR RICHARD MICHAEL HURST & MRS LEE ANN HURST <R & L HURST S/F>

R & L Hurst Superannuation Fund

Investment Movement Report

As at 30 June 2020

Investment	Opening Balance		Additions		Disposals			Closing Balance		
	Units	Cost	Units	Cost	Units	Cost	Accounting Profit/(Loss)	Units	Cost	Market Value
Bank Accounts										
ANZ Business Cash Management ***59571		8,307.88		256,430.11		(248,856.29)			15,881.70	15,881.70
ANZ Business Online Saver ***66119		124,620.43		81,743.69		(181,662.65)			24,701.47	24,701.47
North Investment Cash Account		45,948.45		122,439.98		(161,648.63)			6,739.80	6,739.80
		178,876.76		460,613.78		(592,167.57)			47,322.97	47,322.97
Term Deposits										
Adelaide Bank Money Market ***0147		26,250.00		545.81		(545.81)			26,250.00	26,250.00
Adelaide Bank Money Market ***4949		15,000.00							15,000.00	15,000.00
		41,250.00		545.81		(545.81)			41,250.00	41,250.00
Managed Investments (Australian)										
North Investment	318,508.76	291,878.91	72,530.69	157,562.35				391,039.45	449,441.26	424,694.65
		291,878.91		157,562.35					449,441.26	424,694.65
Real Estate Properties (Australian - Non Residential)										
16 Hooke Road, Edinburgh North SA 5113	1.00	578,259.53						1.00	578,259.53	550,000.00
		578,259.53							578,259.53	550,000.00

R & L Hurst Superannuation Fund

Investment Movement Report

As at 30 June 2020

Investment	Opening Balance		Additions		Disposals			Closing Balance		
	Units	Cost	Units	Cost	Units	Cost	Accounting Profit/(Loss)	Units	Cost	Market Value
			2,330.00	9,027.70				2,330.00	9,027.70	3,856.15
Wesfarmers Limited	147.00	4,566.39	91.00	3,505.25				238.00	8,071.64	10,669.54
Westpac Banking Corporation	200.00	6,916.51	69.00	2,002.06				269.00	8,918.57	4,828.55
Woodside Petroleum Ltd	195.00	6,422.98	115.00	4,012.95				310.00	10,435.93	6,711.50
		104,588.81		105,284.18		(21,829.00)	4,154.97		188,043.99	158,490.87
Units in Listed Unit Trusts (Australian)										
Atlas Arteria	1,064.00	4,358.61	606.00	3,984.03				1,670.00	8,342.64	11,055.40
Goodman Group	793.00	5,246.17	114.00	1,506.70				907.00	6,752.87	13,468.95
		9,604.78		5,490.73					15,095.51	24,524.35
		1,204,458.79		729,496.85		(614,542.38)	4,154.97		1,319,413.26	1,246,282.84

78200 - Units in Listed Unit Trusts (Australian)

2020 Financial Year

Preparer Kelly Fu

Reviewer Kelly Fu

Status Completed

Account Code	Description	CY Units	CY Balance	LY Units	LY Balance	Change
ALX.AX	Atlas Arteria	1670.000000	\$11,055.40	1064.000000	\$8,341.76	32.53%
GMG.AX	Goodman Group	907.000000	\$13,468.95	793.000000	\$11,918.79	13.01%
TOTAL		CY Units	CY Balance	LY Units	LY Balance	
		2577.000000	\$24,524.35	1857.000000	\$20,260.55	

Supporting Documents

- 77600, 78200 - CMC Markets listed shares and units holding values at 30.6.2020.pdf
- 77600, 78200 - SF360 listed shares and units valuation -30062020.pdf

Standard Checklist

- Attach copies of Statements and Source Documentation
- Attach Investment Movement Report
- Ensure all Investments are valued correctly at June 30
- Ensure the investment is in accordance with the Fund's investment strategy
- Ensure the investment is in accordance with the SIS Act

MR RICHARD MICHAEL HURST & MRS LEE ANN HURST <R + L HURST S/F
A/C>
40 PATERNOSTER ROAD
REID SA 5118

Holdings

At close of business: 30/06/2020

Adviser: Richard Lovell

Trading Account Number: 6638437

Code	Company Name	Closing Price	FX Rate	Quantity	Value
AGL	AGL ENERGY LIMITED.	17.050		310	5,285.500
ALX	ATLAS ARTERIA	6.620		1,670	11,055.400
AMC	AMCOR PLC	14.480		583	8,441.840
ANZ	AUSTRALIA AND NEW ZEALAND BANKING GROUP LIMITED	18.640		310	5,778.400
ARG	ARGO INVESTMENTS LIMITED	7.190		1,124	8,081.560
AWC	ALUMINA LIMITED	1.625		4,410	7,166.250
AZJ	AURIZON HOLDINGS LIMITED	4.920		1,740	8,560.800
BHP	BHP GROUP LIMITED	35.820		405	14,507.100
BXB	BRAMBLES LIMITED	10.870		807	8,772.090
GMG	GOODMAN GROUP	14.850		907	13,468.950
IAG	INSURANCE AUSTRALIA GROUP LIMITED	5.770		1,300	7,501.000
JHG	JANUS HENDERSON GROUP PLC	30.960		201	6,222.960
JHX	JAMES HARDIE INDUSTRIES PLC	27.520		415	11,420.800
MIN	MINERAL RESOURCES LIMITED	21.170		478	10,119.260
ORG	ORIGIN ENERGY LIMITED	5.840		1,185	6,920.400
QAN	QANTAS AIRWAYS LIMITED	3.780		1,505	5,688.900
QBE	QBE INSURANCE GROUP LIMITED	8.860		575	5,094.500
REG	REGIS HEALTHCARE LIMITED	1.410		2,145	3,024.450
RWC	RELIANCE WORLDWIDE CORPORATION LIMITED	2.940		1,890	5,556.600
SUN	SUNCORP GROUP LIMITED	9.230		464	4,282.720
VUK	VIRGIN MONEY UK PLC	1.655		2,330	3,856.150
WBC	WESTPAC BANKING CORPORATION	17.950		269	4,828.550
WES	WESFARMERS LIMITED	44.830		238	10,669.540
WPL	WOODSIDE PETROLEUM LTD	21.650		310	6,711.500
Total					183,015.220

While every effort has been made to provide you with an accurate transaction summary, we give no warranty of accuracy or reliability and take no responsibility for any errors or omissions including by negligence. You should confirm the information, holdings and valuations contained herein. All prices and values are denominated in AUD unless otherwise indicated. Stockbroking services are provided by CMC Markets Stockbroking Limited (ABN 69 081 002 851, AFSL No.246381), a Participant of the ASX Group (Australian Securities Exchange).

MR RICHARD MICHAEL HURST & MRS LEE ANN HURST <R + L HURST S/F
A/C>
40 PATERNOSTER ROAD
REID SA 5118

Confirmations

Period: 01/07/2019 - 30/06/2020

Adviser: Richard Lovell

Trading Account Number: 6638437

Code	Confirmation No.	Type	Trade Date	Settlement Date	Price	Quantity	Brokerage	GST	Other fees	Consideration
WPL	7588461	Buy	31/07/2019	02/08/2019	34.730	115	17.27	1.73	0.00	4,012.95
WBC	7588449	Buy	31/07/2019	02/08/2019	28.740	69	17.27	1.73	0.00	2,002.06
WES	7588433	Buy	31/07/2019	02/08/2019	39.415	50	17.27	1.73	0.00	1,989.75
RWC	7588405	Buy	31/07/2019	02/08/2019	3.710	1890	17.27	1.73	0.00	7,030.26
REG	7588391	Buy	31/07/2019	02/08/2019	2.770	715	17.27	1.73	0.00	1,999.55
QBE	7588380	Buy	31/07/2019	02/08/2019	12.440	243	17.27	1.73	0.00	3,041.92
ORG	7588355	Buy	31/07/2019	02/08/2019	7.950	880	17.27	1.73	0.00	7,014.94
JHG	7588343	Buy	31/07/2019	02/08/2019	32.433	92	17.27	1.73	0.00	3,002.86
JHX	7588325	Buy	31/07/2019	02/08/2019	19.790	100	17.27	1.73	0.00	1,998.00
CYB	7588305	Buy	31/07/2019	02/08/2019	3.215	1240	17.27	1.73	0.00	4,005.60
COL	7588277	Sell	31/07/2019	02/08/2019	14.311	147	17.27	1.73	0.00	2,084.71
BXB	7588265	Buy	31/07/2019	02/08/2019	13.085	152	17.27	1.73	0.00	2,007.92
BHP	7588252	Buy	31/07/2019	02/08/2019	40.964	342	17.27	1.73	0.00	14,028.56
ANZ	7588207	Buy	31/07/2019	02/08/2019	27.865	90	17.27	1.73	0.00	2,526.85
AZJ	7588191	Buy	31/07/2019	02/08/2019	5.785	342	17.27	1.73	0.00	1,997.61
ALX	7588180	Buy	31/07/2019	02/08/2019	8.180	241	17.27	1.73	0.00	1,990.38
AMC	7588164	Buy	31/07/2019	02/08/2019	15.580	129	17.27	1.73	0.00	2,028.78
AWC	7588144	Buy	31/07/2019	02/08/2019	2.335	1490	17.27	1.73	0.00	3,498.15
AGL	7588064	Buy	31/07/2019	02/08/2019	20.577	145	17.27	1.73	0.00	3,002.60
SUN	7849661	Buy	05/09/2019	09/09/2019	13.695	305	17.27	1.73	0.00	4,195.98
QAN	7849648	Buy	05/09/2019	09/09/2019	6.090	900	17.27	1.73	0.00	5,500.00
MIN	7849644	Buy	05/09/2019	09/09/2019	13.650	350	17.27	1.73	0.00	4,796.50
RIO	7849636	Sell	05/09/2019	09/09/2019	90.302	70	17.27	1.73	0.00	6,302.12
TLS	9527163	Sell	08/04/2020	14/04/2020	3.120	55	17.27	1.73	0.00	152.60
WES	9527151	Buy	08/04/2020	14/04/2020	36.500	41	17.27	1.73	0.00	1,515.50
SUN	9527136	Buy	08/04/2020	14/04/2020	8.950	167	17.27	1.73	0.00	1,513.65
QAN	9527102	Buy	08/04/2020	14/04/2020	3.250	605	17.27	1.73	0.00	1,985.25
ORG	9527088	Buy	08/04/2020	14/04/2020	4.850	305	17.27	1.73	0.00	1,498.25
MIN	9527073	Buy	08/04/2020	14/04/2020	15.570	128	17.27	1.73	0.00	2,011.96
IAG	9527018	Buy	08/04/2020	14/04/2020	6.145	242	17.27	1.73	0.00	1,506.10
GMG	9527004	Buy	08/04/2020	14/04/2020	13.050	114	17.27	1.73	0.00	1,506.70
BXB	9526981	Buy	08/04/2020	14/04/2020	10.925	137	17.27	1.73	0.00	1,515.73
BHP	9526961	Buy	08/04/2020	14/04/2020	31.570	63	17.27	1.73	0.00	2,007.91
ALX	9526949	Buy	08/04/2020	14/04/2020	5.410	365	17.27	1.73	0.00	1,993.65
AZJ	9526910	Buy	08/04/2020	14/04/2020	4.510	330	17.27	1.73	0.00	1,507.30
AMC	9526896	Buy	08/04/2020	14/04/2020	13.230	113	17.27	1.73	0.00	1,513.99

While every effort has been made to provide you with an accurate transaction summary, we give no warranty of accuracy or reliability and take no responsibility for any errors or omissions including by negligence. You should confirm the information, holdings and valuations contained herein. All prices and values are denominated in AUD unless otherwise indicated. Stockbroking services are provided by CMC Markets Stockbroking Limited (ABN 69 081 002 851, AFSL No.246381), a Participant of the ASX Group (Australian Securities Exchange).

MR RICHARD MICHAEL HURST & MRS LEE ANN HURST <R + L HURST S/F
A/C>
40 PATERNOSTER ROAD
REID SA 5118

Trading Account Statement

Period: 01/07/2019 - 30/06/2020

Adviser: Richard Lovell

Trading Account Number: 6638437

Date	Reference	Description	Debit	Credit	Balance
01/07/2019		Open Balance			0.00
31/07/2019	7588064	Bght 145 AGL @ 20.5766	3,002.60		3,002.60
31/07/2019	7588144	Bght 1490 AWC @ 2.3350	3,498.15		6,500.75
31/07/2019	7588164	Bght 129 AMC @ 15.5797	2,028.78		8,529.53
31/07/2019	7588180	Bght 241 ALX @ 8.1800	1,990.38		10,519.91
31/07/2019	7588191	Bght 342 AZJ @ 5.7854	1,997.61		12,517.52
31/07/2019	7588207	Bght 90 ANZ @ 27.8650	2,526.85		15,044.37
31/07/2019	7588252	Bght 342 BHP @ 40.9636	14,028.56		29,072.93
31/07/2019	7588265	Bght 152 BXB @ 13.0850	2,007.92		31,080.85
31/07/2019	7588277	Sold 147 COL @ 14.3110		2,084.71	28,996.14
31/07/2019	7588305	Bght 1240 CYB @ 3.2150	4,005.60		33,001.74
31/07/2019	7588325	Bght 100 JHX @ 19.7900	1,998.00		34,999.74
31/07/2019	7588343	Bght 92 JHG @ 32.4333	3,002.86		38,002.60
31/07/2019	7588355	Bght 880 ORG @ 7.9499	7,014.94		45,017.54
31/07/2019	7588380	Bght 243 QBE @ 12.4400	3,041.92		48,059.46
31/07/2019	7588391	Bght 715 REG @ 2.7700	1,999.55		50,059.01
31/07/2019	7588405	Bght 1890 RWC @ 3.7097	7,030.26		57,089.27
31/07/2019	7588433	Bght 50 WES @ 39.4150	1,989.75		59,079.02
31/07/2019	7588449	Bght 69 WBC @ 28.7400	2,002.06		61,081.08
31/07/2019	7588461	Bght 115 WPL @ 34.7300	4,012.95		65,094.03
01/08/2019	7540259	DE: 015-356 369059571 7588064 7588144 7588164 7588180 7588191 7588207 7588252 7588265 7588305 75883		65,094.03	0.00
05/09/2019	7849636	Sold 70 RIO @ 90.3017		6,302.12	6,302.12Cr
05/09/2019	7849644	Bght 350 MIN @ 13.6500	4,796.50		1,505.62Cr
05/09/2019	7849648	Bght 900 QAN @ 6.0900	5,500.00		3,994.38
05/09/2019	7849661	Bght 305 SUN @ 13.6950	4,195.98		8,190.36
06/09/2019	7780004	DE: 015-356 369059571 7849644 7849648		8,190.36	0.00
08/04/2020	9526896	Bght 113 AMC @ 13.2300	1,513.99		1,513.99
08/04/2020	9526910	Bght 330 AZJ @ 4.5100	1,507.30		3,021.29
08/04/2020	9526949	Bght 365 ALX @ 5.4100	1,993.65		5,014.94
08/04/2020	9526961	Bght 63 BHP @ 31.5700	2,007.91		7,022.85
08/04/2020	9526981	Bght 137 BXB @ 10.9250	1,515.73		8,538.58
08/04/2020	9527004	Bght 114 GMG @ 13.0500	1,506.70		10,045.28
08/04/2020	9527018	Bght 242 IAG @ 6.1450	1,506.10		11,551.38
08/04/2020	9527073	Bght 128 MIN @ 15.5700	2,011.96		13,563.34
08/04/2020	9527088	Bght 305 ORG @ 4.8500	1,498.25		15,061.59
08/04/2020	9527102	Bght 605 QAN @ 3.2500	1,985.25		17,046.84
08/04/2020	9527136	Bght 167 SUN @ 8.9500	1,513.65		18,560.49
08/04/2020	9527151	Bght 41 WES @ 36.5000	1,515.50		20,075.99
08/04/2020	9527163	Sold 55 TLS @ 3.1200		152.60	19,923.39
09/04/2020	9363364	DE: 015-356 369059571 9526896 9526910 9526949 9526961 9526981 9527004 9527018 9527073 9527088 95271		19,923.39	0.00

While every effort has been made to provide you with an accurate transaction summary, we give no warranty of accuracy or reliability and take no responsibility for any errors or omissions including by negligence. You should confirm the information, holdings and valuations contained herein. All prices and values are denominated in AUD unless otherwise indicated. Stockbroking services are provided by CMC Markets Stockbroking Limited (ABN 69 081 002 851, AFSL No.246381), a Participant of the ASX Group (Australian Securities Exchange).

MR RICHARD MICHAEL HURST & MRS LEE ANN HURST <R + L HURST S/F
A/C>
40 PATERNOSTER ROAD
REID SA 5118

Trading Account Statement

Period: 01/07/2019 - 30/06/2020

Adviser: Richard Lovell

Trading Account Number: 6638437

Date	Reference	Description	Debit	Credit	Balance
Total			101,747.210	101,747.210	

While every effort has been made to provide you with an accurate transaction summary, we give no warranty of accuracy or reliability and take no responsibility for any errors or omissions including by negligence. You should confirm the information, holdings and valuations contained herein. All prices and values are denominated in AUD unless otherwise indicated. Stockbroking services are provided by CMC Markets Stockbroking Limited (ABN 69 081 002 851, AFSL No.246381), a Participant of the ASX Group (Australian Securities Exchange).

R & L Hurst Superannuation Fund

Accounting Performance Report

As at 30 June 2020

Investment	From: 01 July 2019			To: 30 June 2020			Add			Less		Total Return	Return %
	Units	CGT Cost	Market Value	Units	CGT Cost	Market Value	Market Change	Realised Gain/(Loss)	Income	CGT Cost Change			
Shares in Listed Companies (Australian)													
Telstra Corporation Limited.	55.00	273.03	211.75	0.00	0.00	0.00	(211.75)	(120.43)	8.80	(273.03)	(50.35)	-23.78%	
Virgin Money Uk Plc	0.00	0.00	0.00	2,330.00	9,027.70	3,856.15	(5,171.55)	0.00	0.00	0.00	(5,171.55)	-57.29%	
Wesfarmers Limited	147.00	4,566.39	5,315.52	238.00	8,071.64	10,669.54	5,354.02	0.00	301.41	3,505.25	2,150.18	40.45%	
Westpac Banking Corporation	200.00	6,916.51	5,672.00	269.00	8,918.57	4,828.55	(843.45)	0.00	215.20	2,002.06	(2,630.31)	-46.37%	
Woodside Petroleum Ltd	195.00	6,422.98	7,090.20	310.00	10,435.93	6,711.50	(378.70)	0.00	422.75	4,012.95	(3,968.90)	-55.98%	
	12,381.00	104,588.81	108,434.37	22,994.00	188,043.99	158,490.87	(10,435.51)	4,154.97	6,545.29	22,963.17	(22,698.42)	-20.93%	
Units in Listed Unit Trusts (Australian)													
Atlas Arteria	1,064.00	4,358.61	8,341.76	1,670.00	8,342.64	11,055.40	2,713.64	0.00	195.75	3,984.03	(1,074.64)	-12.88%	
Goodman Group	793.00	5,144.37	11,918.79	907.00	6,605.93	13,468.95	1,550.16	0.00	255.00	1,461.56	343.60	2.88%	
	1,857.00	9,502.98	20,260.55	2,577.00	14,948.57	24,524.35	4,263.80	0.00	450.75	5,445.59	(731.04)	-3.61%	
	1,206,929.51	1,196,916.26		1,321,379.16	1,246,282.84		120,428.36	4,154.97	86,721.41	185,511.44	25,793.30	2.15%	

total value \$183,015.22

R & L Hurst Superannuation Fund
Accounting Performance Report

As at 30 June 2020

Investment	From: 01 July 2019			To: 30 June 2020			Add			Less	Total Return	Return %
	Units	CGT Cost	Market Value	Units	CGT Cost	Market Value	Market Change	Realised Gain/(Loss)	Income	CGT Cost Change		
Shares in Listed Companies (Australian)												
Insurance Australia Group Limited	1,058.00	6,043.15	8,739.08	1,300.00	7,549.25	7,501.00	(1,238.08)	0.00	317.40	1,506.10	(2,426.78)	-27.77%
James Hardie Industries Plc	315.00	5,957.06	5,890.50	415.00	7,955.06	11,420.80	5,530.30	0.00	142.69	1,998.00	3,674.99	62.39%
Janus Henderson Group Plc	109.00	4,043.28	3,301.61	201.00	7,046.14	6,222.96	2,921.35	0.00	430.62	3,002.86	349.11	10.57%
Mineral Resources Limited	0.00	0.00	0.00	478.00	6,808.46	10,119.26	3,310.80	0.00	189.00	0.00	3,499.80	51.40%
Origin Energy Limited	0.00	0.00	0.00	1,185.00	8,513.19	6,920.40	(1,592.79)	0.00	264.00	0.00	(1,328.79)	-15.61%
Qantas Airways Limited	0.00	0.00	0.00	1,505.00	7,485.25	5,688.90	(1,796.35)	0.00	0.00	0.00	(1,796.35)	-24.00%
QBE Insurance Group Limited	332.00	3,521.60	3,927.56	575.00	6,563.52	5,094.50	1,166.94	0.00	299.00	3,041.92	(1,575.98)	-40.13%
Regis Healthcare Limited	1,430.00	5,617.43	3,760.90	2,145.00	7,616.98	3,024.45	(736.45)	0.00	152.51	1,999.55	(2,583.49)	-68.69%
Reliance Worldwide Corporation Limited	0.00	0.00	0.00	1,890.00	7,030.26	5,556.60	(1,473.66)	0.00	94.50	0.00	(1,379.16)	-19.62%
RIO Tinto Limited	70.00	4,990.40	7,263.20	0.00	0.00	0.00	(7,263.20)	1,311.72	215.31	(4,990.40)	(745.77)	-10.27%
Suncorp Group Limited	0.00	0.00	0.00	464.00	5,590.68	4,282.72	(1,307.96)	0.00	77.22	0.00	(1,230.74)	-22.01%

R & L Hurst Superannuation Fund

Accounting Performance Report

As at 30 June 2020

Investment	From: 01 July 2019			To: 30 June 2020			Add			Less	Total Return	Return %
	Units	CGT Cost	Market Value	Units	CGT Cost	Market Value	Market Change	Realised Gain/(Loss)	Income	CGT Cost Change		
Shares in Listed Companies (Australian)												
AGL Energy Limited.	165.00	4,030.15	3,301.65	310.00	7,032.75	5,285.50	1,983.85	0.00	344.10	3,002.60	(674.65)	-20.43%
Alumina Limited	2,920.00	7,613.00	6,803.60	4,410.00	11,111.15	7,166.25	362.65	0.00	532.97	3,498.15	(2,602.53)	-38.25%
Ancor Limited	341.00	4,984.45	5,520.79	583.00	8,527.22	8,441.84	2,921.05	0.00	345.36	3,542.77	(276.36)	-5.01%
Argo Investments Limited	1,124.00	9,096.39	9,126.88	1,124.00	9,096.39	8,081.56	(1,045.32)	0.00	370.92	0.00	(674.40)	-7.39%
Aurizon Holdings Limited	1,068.00	5,276.06	5,767.20	1,740.00	8,780.97	8,560.80	2,793.60	0.00	368.01	3,504.91	(343.30)	-5.95%
Australia And New Zealand Banking Group Limited	220.00	7,004.62	6,206.20	310.00	9,531.47	5,778.40	(427.80)	0.00	424.00	2,526.85	(2,530.65)	-40.78%
BHP Group Limited	0.00	0.00	0.00	405.00	16,036.47	14,507.10	(1,529.37)	0.00	728.82	0.00	(800.55)	-4.99%
Brambles Limited	518.00	5,871.69	6,671.84	807.00	9,314.94	8,772.09	2,100.25	0.00	300.70	3,443.25	(1,042.30)	-15.62%
Coles Group Limited.	147.00	1,857.00	1,962.45	0.00	0.00	0.00	(1,962.45)	227.71	0.00	(1,857.00)	122.26	6.23%
Cybg Plc	1,090.00	5,022.10	3,727.80	0.00	0.00	0.00	(3,727.80)	0.00	0.00	(5,022.10)	1,294.30	34.72%
Duluxgroup Limited	877.00	5,481.52	8,173.64	0.00	0.00	0.00	(8,173.64)	2,735.97	0.00	(5,481.52)	43.85	0.54%

85000 - Income Tax Payable/Refundable

2020 Financial Year

Preparer Kelly Fu

Reviewer Kelly Fu

Status Completed

Account Code	Description	CY Balance	LY Balance	Change
85000	Income Tax Payable/Refundable	(\$1,505.68)	\$2,142.53	(170.28)%
TOTAL		CY Balance	LY Balance	
		(\$1,505.68)	\$2,142.53	

Supporting Documents

- Statement of Taxable Income [Report](#)
- Tax Reconciliation Report [Report](#)
- Non Deductible Expense Reconciliation [Report](#)
- Exempt Pension Reconciliation [Report](#)
- 85000 - ATO total PAYGI paid, ITA, ICA.pdf

Standard Checklist

- Attach Actuarial Certificate (if applicable)
- Attach any other Tax reconciliations
- Attach copy of Exempt Pension Reconciliation (if applicable)
- Attach copy of Non Deductible Expense Reconciliation (if applicable)
- Attach copy of Statement of Taxable Income
- Attach copy of Tax Reconciliation Report
- Confirm Transactions in ATO Portal

R & L Hurst Superannuation Fund

Exempt Current Pension Income Reconciliation

For The Period 01 July 2019 - 30 June 2020

	Date	Account Code	Account Description	Taxable Amount	Actuary/Pool %	Exempt Amount
Label A						
Final calculations 01 July 2019 - 30 June 2020			Net Capital Gains	10,654.82	0.00 %	0.00
Segment - 01 July 2019 to 30 June 2020						
Label B						
	29/07/2019	28000/16HOOKERD1	16 Hooke Road, Edinburgh North SA 5113	4,000.00		
	27/08/2019	28000/16HOOKERD1	16 Hooke Road, Edinburgh North SA 5113	4,000.00		
	26/09/2019	28000/16HOOKERD1	16 Hooke Road, Edinburgh North SA 5113	5,000.00		
	29/10/2019	28000/16HOOKERD1	16 Hooke Road, Edinburgh North SA 5113	4,000.00		
	27/11/2019	28000/16HOOKERD1	16 Hooke Road, Edinburgh North SA 5113	4,000.00		
	30/12/2019	28000/16HOOKERD1	16 Hooke Road, Edinburgh North SA 5113	5,000.00		
	13/01/2020	28000/16HOOKERD1	16 Hooke Road, Edinburgh North SA 5113	2,000.00		
	29/01/2020	28000/16HOOKERD1	16 Hooke Road, Edinburgh North SA 5113	4,000.00		
	26/02/2020	28000/16HOOKERD1	16 Hooke Road, Edinburgh North SA 5113	4,000.00		
	25/03/2020	28000/16HOOKERD1	16 Hooke Road, Edinburgh North SA 5113	5,000.00		
	30/03/2020	28000/16HOOKERD1	16 Hooke Road, Edinburgh North SA 5113	2,000.00		
	27/04/2020	28000/16HOOKERD1	16 Hooke Road, Edinburgh North SA 5113	4,000.00		
	19/05/2020	28000/16HOOKERD1	16 Hooke Road, Edinburgh North SA 5113	4,000.00		
	24/06/2020	28000/16HOOKERD1	16 Hooke Road, Edinburgh North SA 5113	1,000.00		
			Total	52,000.00	0.000 %	0.00
Label C						
	15/07/2019	25000/ADLTD4949	Adelaide Bank Money Market ***4949	192.97		
	31/07/2019	25000/ANZ59571	ANZ Business Cash Management ***59571	9.44		
	31/07/2019	25000/ANZ59571	ANZ Business Cash Management ***59571	1.91		

R & L Hurst Superannuation Fund

Exempt Current Pension Income Reconciliation

For The Period 01 July 2019 - 30 June 2020

	Date	Account Code	Account Description	Taxable Amount	Actuary/Pool %	Exempt Amount
Label C						
	31/07/2019	25000/ANZ66119	ANZ Business Online Saver ***66119	26.80		
	30/08/2019	25000/ANZ59571	ANZ Business Cash Management ***59571	2.37		
	30/08/2019	25000/ANZ66119	ANZ Business Online Saver ***66119	4.42		
	16/09/2019	25000/ADLTD0147	Adelaide Bank Money Market ***0147	333.77		
	30/09/2019	25000/ANZ66119	ANZ Business Online Saver ***66119	3.81		
	30/09/2019	25000/ANZ59571	ANZ Business Cash Management ***59571	1.61		
	31/10/2019	25000/ANZ59571	ANZ Business Cash Management ***59571	0.86		
	31/10/2019	25000/ANZ66119	ANZ Business Online Saver ***66119	5.33		
	29/11/2019	25000/ANZ59571	ANZ Business Cash Management ***59571	1.01		
	29/11/2019	25000/ANZ66119	ANZ Business Online Saver ***66119	5.07		
	31/12/2019	25000/ANZ66119	ANZ Business Online Saver ***66119	5.92		
	31/12/2019	25000/ANZ59571	ANZ Business Cash Management ***59571	1.29		
	13/01/2020	25000/ADLTD4949	Adelaide Bank Money Market ***4949	138.37		
	31/01/2020	25000/ANZ59571	ANZ Business Cash Management ***59571	0.90		
	31/01/2020	25000/ANZ66119	ANZ Business Online Saver ***66119	6.59		
	28/02/2020	25000/ANZ59571	ANZ Business Cash Management ***59571	0.53		
	28/02/2020	25000/ANZ66119	ANZ Business Online Saver ***66119	6.73		
	16/03/2020	25000/ADLTD0147	Adelaide Bank Money Market ***0147	212.04		
	31/03/2020	25000/ANZ59571	ANZ Business Cash Management ***59571	1.02		
	31/03/2020	25000/ANZ66119	ANZ Business Online Saver ***66119	7.90		
	30/04/2020	25000/ANZ59571	ANZ Business Cash Management ***59571	1.39		
	30/04/2020	25000/ANZ66119	ANZ Business Online Saver ***66119	3.58		
	29/05/2020	25000/ANZ59571	ANZ Business Cash Management ***59571	0.63		

R & L Hurst Superannuation Fund

Exempt Current Pension Income Reconciliation

For The Period 01 July 2019 - 30 June 2020

	Date	Account Code	Account Description	Taxable Amount	Actuary/Pool %	Exempt Amount
Label C						
	29/05/2020	25000/ANZ66119	ANZ Business Online Saver ***66119	2.93		
	30/06/2020	25000/ANZ59571	ANZ Business Cash Management ***59571	0.69		
	30/06/2020	25000/ANZ66119	ANZ Business Online Saver ***66119	1.96		
			Total	981.84	0.000 %	0.00
Label D1						
	02/08/2019	23900/JHX.AX	James Hardie Industries Plc	93.95		
	20/12/2019	23900/JHX.AX	James Hardie Industries Plc	48.74		
	30/06/2020	23800/GMG.AX	Goodman Group	68.04		
	30/06/2020	23800/ALX.AX	Atlas Arteria	195.75		
	30/06/2020	23800/HURSTNORTH	North Investment	5,876.31		
			Total	6,282.79	0.000 %	0.00
Label J						
	28/08/2019	23900/JHG.AX	Janus Henderson Group Plc	106.28		
	20/09/2019	23900/AGL.AX	AGL Energy Limited.	39.68		
	23/09/2019	23900/AZJ.AX	Aurizon Holdings Limited	52.45		
	30/09/2019	23900/IAG.AX	Insurance Australia Group Limited	63.48		
	04/10/2019	23900/QBE.AX	QBE Insurance Group Limited	57.50		
	08/10/2019	23900/AMC.AX	Amcor Limited	83.31		
	10/10/2019	23900/BXB.AX	Brambles Limited	68.00		
	22/10/2019	23900/BXB.AX	Brambles Limited	113.90		
	25/11/2019	23900/JHG.AX	Janus Henderson Group Plc	104.64		
	17/12/2019	23900/AMC.AX	Amcor Limited	78.49		

R & L Hurst Superannuation Fund

Exempt Current Pension Income Reconciliation

For The Period 01 July 2019 - 30 June 2020

	Date	Account Code	Account Description	Taxable Amount	Actuary/Pool %	Exempt Amount
Label J						
	18/12/2019	23900/ANZ.AX	Australia And New Zealand Banking Group	74.40		
	05/03/2020	23900/JHG.AX	Janus Henderson Group Plc	107.43		
	23/03/2020	23900/AZJ.AX	Aurizon Holdings Limited	57.95		
	24/03/2020	23900/AMC.AX	Amcor Limited	80.37		
	25/03/2020	23900/IAG.AX	Insurance Australia Group Limited	31.74		
	27/03/2020	23900/AGL.AX	AGL Energy Limited.	29.14		
	09/04/2020	23900/BXB.AX	Brambles Limited	62.75		
	09/04/2020	23900/QBE.AX	QBE Insurance Group Limited	108.68		
	03/06/2020	23900/JHG.AX	Janus Henderson Group Plc	112.27		
	17/06/2020	23900/AMC.AX	Amcor Limited	103.19		
			Total	1,535.65	0.000 %	0.00

Label K						
	01/07/2019	23900/ANZ.AX	Australia And New Zealand Banking Group	176.00		
	12/09/2019	23900/AWC.AX	Alumina Limited	287.92		
	13/09/2019	23900/ARG.AX	Argo Investments Limited	191.08		
	19/09/2019	23900/RIO.AX	RIO Tinto Limited	215.31		
	20/09/2019	23900/AGL.AX	AGL Energy Limited.	158.72		
	20/09/2019	23900/WPL.AX	Woodside Petroleum Ltd	165.04		
	23/09/2019	23900/AZJ.AX	Aurizon Holdings Limited	122.39		
	25/09/2019	23900/BHP.AX	BHP Group Limited	388.86		
	26/09/2019	23900/TLS.AX	Telstra Corporation Limited.	4.40		
	26/09/2019	23900/REG.AX	Regis Healthcare Limited	152.51		

R & L Hurst Superannuation Fund

Exempt Current Pension Income Reconciliation

For The Period 01 July 2019 - 30 June 2020

	Date	Account Code	Account Description	Taxable Amount	Actuary/Pool %	Exempt Amount
Label K						
	27/09/2019	23900/ORG.AX	Origin Energy Limited	132.00		
	30/09/2019	23900/IAG.AX	Insurance Australia Group Limited	148.12		
	04/10/2019	23900/QBE.AX	QBE Insurance Group Limited	86.25		
	04/10/2019	23900/MIN.AX	Mineral Resources Limited	108.50		
	09/10/2019	23900/WES.AX	Wesfarmers Limited	153.66		
	10/10/2019	23900/BXB.AX	Brambles Limited	29.15		
	11/10/2019	23900/RWC.AX	Reliance Worldwide Corporation Limited	94.50		
	18/12/2019	23900/ANZ.AX	Australia And New Zealand Banking Group	173.60		
	20/12/2019	23900/WBC.AX	Westpac Banking Corporation	215.20		
	06/03/2020	23900/ARG.AX	Argo Investments Limited	179.84		
	17/03/2020	23900/AWC.AX	Alumina Limited	245.05		
	20/03/2020	23900/WPL.AX	Woodside Petroleum Ltd	257.71		
	23/03/2020	23900/AZJ.AX	Aurizon Holdings Limited	135.22		
	24/03/2020	23900/BHP.AX	BHP Group Limited	339.96		
	25/03/2020	23900/IAG.AX	Insurance Australia Group Limited	74.06		
	26/03/2020	23900/MIN.AX	Mineral Resources Limited	80.50		
	27/03/2020	23900/AGL.AX	AGL Energy Limited.	116.56		
	27/03/2020	23900/ORG.AX	Origin Energy Limited	132.00		
	27/03/2020	23900/TLS.AX	Telstra Corporation Limited.	4.40		
	31/03/2020	23900/WES.AX	Wesfarmers Limited	147.75		
	31/03/2020	23900/SUN.AX	Suncorp Group Limited	77.22		
	09/04/2020	23900/BXB.AX	Brambles Limited	26.90		
	09/04/2020	23900/QBE.AX	QBE Insurance Group Limited	46.57		

R & L Hurst Superannuation Fund

Exempt Current Pension Income Reconciliation

For The Period 01 July 2019 - 30 June 2020

	Date	Account Code	Account Description	Taxable Amount	Actuary/Pool %	Exempt Amount
Label K						
			Total	4,866.95	0.000 %	0.00
Label L						
	01/07/2019	23900/ANZ.AX	Australia And New Zealand Banking Group	75.43		
	12/09/2019	23900/AWC.AX	Alumina Limited	123.39		
	13/09/2019	23900/ARG.AX	Argo Investments Limited	81.89		
	19/09/2019	23900/RIO.AX	RIO Tinto Limited	92.28		
	20/09/2019	23900/AGL.AX	AGL Energy Limited.	68.02		
	20/09/2019	23900/WPL.AX	Woodside Petroleum Ltd	70.73		
	23/09/2019	23900/AZJ.AX	Aurizon Holdings Limited	52.45		
	25/09/2019	23900/BHP.AX	BHP Group Limited	166.65		
	26/09/2019	23900/TLS.AX	Telstra Corporation Limited.	1.89		
	26/09/2019	23900/REG.AX	Regis Healthcare Limited	65.36		
	27/09/2019	23900/ORG.AX	Origin Energy Limited	56.57		
	30/09/2019	23900/IAG.AX	Insurance Australia Group Limited	63.48		
	04/10/2019	23900/QBE.AX	QBE Insurance Group Limited	36.96		
	04/10/2019	23900/MIN.AX	Mineral Resources Limited	46.50		
	09/10/2019	23900/WES.AX	Wesfarmers Limited	65.85		
	10/10/2019	23900/BXB.AX	Brambles Limited	12.49		
	11/10/2019	23900/RWC.AX	Reliance Worldwide Corporation Limited	40.50		
	18/12/2019	23900/ANZ.AX	Australia And New Zealand Banking Group	74.40		
	20/12/2019	23900/WBC.AX	Westpac Banking Corporation	92.23		
	06/03/2020	23900/ARG.AX	Argo Investments Limited	77.07		

R & L Hurst Superannuation Fund

Exempt Current Pension Income Reconciliation

For The Period 01 July 2019 - 30 June 2020

	Date	Account Code	Account Description	Taxable Amount	Actuary/Pool %	Exempt Amount
Label L						
	17/03/2020	23900/AWC.AX	Alumina Limited	105.02		
	20/03/2020	23900/WPL.AX	Woodside Petroleum Ltd	110.45		
	23/03/2020	23900/AZJ.AX	Aurizon Holdings Limited	57.95		
	24/03/2020	23900/BHP.AX	BHP Group Limited	145.70		
	25/03/2020	23900/IAG.AX	Insurance Australia Group Limited	31.74		
	26/03/2020	23900/MIN.AX	Mineral Resources Limited	34.50		
	27/03/2020	23900/AGL.AX	AGL Energy Limited.	49.95		
	27/03/2020	23900/ORG.AX	Origin Energy Limited	56.57		
	27/03/2020	23900/TLS.AX	Telstra Corporation Limited.	1.89		
	31/03/2020	23900/WES.AX	Wesfarmers Limited	63.32		
	31/03/2020	23900/SUN.AX	Suncorp Group Limited	33.09		
	09/04/2020	23900/BXB.AX	Brambles Limited	11.53		
	09/04/2020	23900/QBE.AX	QBE Insurance Group Limited	19.96		
			Total	2,085.81	0.000 %	0.00
Label M						
	30/06/2020	23800/GMG.AX	Goodman Group	12.97		
	30/06/2020	23800/HURSTNORTH	North Investment	3,146.03		
			Total	3,159.00	0.000 %	0.00
Label S						
	07/08/2019	26500/NORTH	North Investment Cash Account	2,250.00		
			Total	2,250.00	0.000 %	0.00
Total Segment ECPI *						0.00

R & L Hurst Superannuation Fund

Exempt Current Pension Income Reconciliation

For The Period 01 July 2019 - 30 June 2020

Date	Account Code	Account Description	Taxable Amount	Actuary/Pool %	Exempt Amount
				SMSF Annual Return Rounding	0.00
				Total ECPI	0.00

* Total Segment ECPI does not include ECPI amounts from Label A. The total ECPI from Label A is shown separately at the start of the report.

R & L Hurst Superannuation Fund

Pension Non Deductible Expense Report

For The Period 01 July 2019 - 30 June 2020

	Date	Account Code	Account Description	Amount	Expense %	Deductible	Non Deductible
Segment - 01 July 2019 to 30 June 2020							
Label F							
	04/05/2020	39000/HURRIC00001A	(Life Insurance Premiums) Hurst, Richard - Accumulation (Accumula...	459.48			
	06/01/2020	39000/HURRIC00001A	(Life Insurance Premiums) Hurst, Richard - Accumulation (Accumula...	459.48			
	10/02/2020	39000/HURLEE00001A	(Life Insurance Premiums) Hurst, Lee Ann - Accumulation (Accumula...	628.43			
	04/03/2020	39000/HURRIC00001A	(Life Insurance Premiums) Hurst, Richard - Accumulation (Accumula...	459.48			
	04/09/2019	39000/HURRIC00001A	(Life Insurance Premiums) Hurst, Richard - Accumulation (Accumula...	374.22			
	06/04/2020	39000/HURRIC00001A	(Life Insurance Premiums) Hurst, Richard - Accumulation (Accumula...	459.48			
	04/07/2019	39000/HURRIC00001A	(Life Insurance Premiums) Hurst, Richard - Accumulation (Accumula...	374.22			
	04/02/2020	39000/HURRIC00001A	(Life Insurance Premiums) Hurst, Richard - Accumulation (Accumula...	459.48			
	04/10/2019	39000/HURRIC00001A	(Life Insurance Premiums) Hurst, Richard - Accumulation (Accumula...	459.48			
	04/06/2020	39000/HURRIC00001A	(Life Insurance Premiums) Hurst, Richard - Accumulation (Accumula...	459.48			
	04/11/2019	39000/HURRIC00001A	(Life Insurance Premiums) Hurst, Richard - Accumulation (Accumula...	459.48			
	05/08/2019	39000/HURRIC00001A	(Life Insurance Premiums) Hurst, Richard - Accumulation (Accumula...	374.22			
	04/12/2019	39000/HURRIC00001A	(Life Insurance Premiums) Hurst, Richard - Accumulation (Accumula...	459.48			

R & L Hurst Superannuation Fund

Pension Non Deductible Expense Report

For The Period 01 July 2019 - 30 June 2020

	Date	Account Code	Account Description	Amount	Expense %	Deductible	Non Deductible
Label F							
			Total	5,886.41	0.000 %	5,886.41	0.00

Label H							
	17/12/2019	30700	Auditor's Remuneration	880.00			
			Total	880.00	0.000 %	880.00	0.00

Label I							
	21/11/2019	42150/16HOOKERD1	16 Hooke Road, Edinburgh North SA 5113	205.65			
	20/08/2019	42150/16HOOKERD1	16 Hooke Road, Edinburgh North SA 5113	286.59			
	17/02/2020	42150/16HOOKERD1	16 Hooke Road, Edinburgh North SA 5113	202.24			
	27/04/2020	41960/16HOOKERD1	16 Hooke Road, Edinburgh North SA 5113	1,538.00			
	20/08/2019	41960/16HOOKERD1	16 Hooke Road, Edinburgh North SA 5113	486.30			
	05/11/2019	41960/16HOOKERD1	16 Hooke Road, Edinburgh North SA 5113	1,538.00			
	30/01/2020	41960/16HOOKERD1	16 Hooke Road, Edinburgh North SA 5113	1,538.00			
	23/07/2019	41960/16HOOKERD1	16 Hooke Road, Edinburgh North SA 5113	1,539.90			
	20/05/2020	42150/16HOOKERD1	16 Hooke Road, Edinburgh North SA 5113	198.82			
	30/06/2020	37500/NORTH	North Investment Cash Account	4,086.28			
			Total	11,619.78	0.000 %	11,619.78	0.00

Label J							
----------------	--	--	--	--	--	--	--

R & L Hurst Superannuation Fund

Pension Non Deductible Expense Report

For The Period 01 July 2019 - 30 June 2020

	Date	Account Code	Account Description	Amount	Expense %	Deductible	Non Deductible	
Label J								
	30/09/2019	31500	Bank Charges	5.40				
	31/03/2020	31500	Bank Charges	0.60				
	30/04/2020	31500	Bank Charges	1.80				
	30/08/2019	31500	Bank Charges	1.20				
	31/10/2019	31500	Bank Charges	0.60				
	31/03/2020	31500	Bank Charges	6.00				
	30/08/2019	31500	Bank Charges	0.60				
	04/07/2019	30900	Advisor Fees	150.00				
	30/09/2019	31500	Bank Charges	1.80				
	31/10/2019	31500	Bank Charges	2.40				
	31/12/2019	31500	Bank Charges	0.60				
	17/12/2019	30100	Accountancy Fees	3,300.00				
	31/12/2019	31500	Bank Charges	0.60				
			Total	3,471.60	0.000 %	3,471.60	0.00	
	23/12/2019	30400	ATO Supervisory Levy	259.00				
			Total	259.00	0.000 %	259.00	0.00	
						Label Total	3,730.60	0.00
						Total Segment Expenses	22,116.79	0.00

R & L Hurst Superannuation Fund

Pension Non Deductible Expense Report

For The Period 01 July 2019 - 30 June 2020

Date	Account Code	Account Description	Amount	Expense %	Deductible	Non Deductible
				Total Expenses *	22,116.79	0.00

* General expense percentage - 0.000 %

* Investment expense percentage - 0.000 %

R & L Hurst Superannuation Fund
Statement of Taxable Income

For the year ended 30 June 2020

	2020
	\$
Benefits accrued as a result of operations	59,421.70
Less	
Realised Accounting Capital Gains	4,154.97
Accounting Trust Distributions	27,194.28
	<hr/> 31,349.25
Add	
Decrease in MV of investments	65,587.89
Franking Credits	2,259.53
Foreign Credits	712.34
Net Capital Gains	10,655.00
Taxable Trust Distributions	2,985.28
Distributed Foreign income	5,427.76
	<hr/> 87,627.80
SMSF Annual Return Rounding	(3.25)
	<hr/> 115,697.00
Taxable Income or Loss	<hr/> 115,697.00
Income Tax on Taxable Income or Loss	17,354.55
Less	
Franking Credits	2,259.53
Foreign Credits	712.34
	<hr/>
CURRENT TAX OR REFUND	<hr/> 14,382.68
Supervisory Levy	259.00
Income Tax Instalments Paid	(12,877.00)
	<hr/>
AMOUNT DUE OR REFUNDABLE	<hr/> 1,764.68

R & L Hurst Superannuation Fund

Tax Reconciliation Report

For the year ended 30 June 2020

Tax Return Label	Date	Account Code	Account Name	Amount \$
A - Net capital gain				
				10,654.82
Sub-Total				10,654.82
Ignore Cents				0.82
Total				10,654.00
B - Income - Gross rent and other leasing and hiring income				
	29/07/2019	28000/16HOOKERD1	16 Hooke Road, Edinburgh North SA 5113	4,000.00
	27/08/2019	28000/16HOOKERD1	16 Hooke Road, Edinburgh North SA 5113	4,000.00
	26/09/2019	28000/16HOOKERD1	16 Hooke Road, Edinburgh North SA 5113	5,000.00
	29/10/2019	28000/16HOOKERD1	16 Hooke Road, Edinburgh North SA 5113	4,000.00
	27/11/2019	28000/16HOOKERD1	16 Hooke Road, Edinburgh North SA 5113	4,000.00
	30/12/2019	28000/16HOOKERD1	16 Hooke Road, Edinburgh North SA 5113	5,000.00
	13/01/2020	28000/16HOOKERD1	16 Hooke Road, Edinburgh North SA 5113	2,000.00
	29/01/2020	28000/16HOOKERD1	16 Hooke Road, Edinburgh North SA 5113	4,000.00
	26/02/2020	28000/16HOOKERD1	16 Hooke Road, Edinburgh North SA 5113	4,000.00
	25/03/2020	28000/16HOOKERD1	16 Hooke Road, Edinburgh North SA 5113	5,000.00
	30/03/2020	28000/16HOOKERD1	16 Hooke Road, Edinburgh North SA 5113	2,000.00
	27/04/2020	28000/16HOOKERD1	16 Hooke Road, Edinburgh North SA 5113	4,000.00
	19/05/2020	28000/16HOOKERD1	16 Hooke Road, Edinburgh North SA 5113	4,000.00
	24/06/2020	28000/16HOOKERD1	16 Hooke Road, Edinburgh North SA 5113	1,000.00
Sub-Total				52,000.00
Ignore Cents				0.00
Total				52,000.00
C - Income - Gross interest				
	15/07/2019	25000/ADLTD4949	Adelaide Bank Money Market ***4949	192.97
	31/07/2019	25000/ANZ59571	ANZ Business Cash Management ***59571	9.44
	31/07/2019	25000/ANZ59571	ANZ Business Cash Management ***59571	1.91
	31/07/2019	25000/ANZ66119	ANZ Business Online Saver ***66119	26.80
	30/08/2019	25000/ANZ59571	ANZ Business Cash Management ***59571	2.37
	30/08/2019	25000/ANZ66119	ANZ Business Online Saver ***66119	4.42
	16/09/2019	25000/ADLTD0147	Adelaide Bank Money Market ***0147	333.77
	30/09/2019	25000/ANZ59571	ANZ Business Cash Management ***59571	1.61
	30/09/2019	25000/ANZ66119	ANZ Business Online Saver ***66119	3.81
	31/10/2019	25000/ANZ66119	ANZ Business Online Saver ***66119	5.33
	31/10/2019	25000/ANZ59571	ANZ Business Cash Management ***59571	0.86

R & L Hurst Superannuation Fund

Tax Reconciliation Report

For the year ended 30 June 2020

Tax Return Label	Date	Account Code	Account Name	Amount \$
C - Income - Gross interest				
	29/11/2019	25000/ANZ59571	ANZ Business Cash Management ***59571	1.01
	29/11/2019	25000/ANZ66119	ANZ Business Online Saver ***66119	5.07
	31/12/2019	25000/ANZ66119	ANZ Business Online Saver ***66119	5.92
	31/12/2019	25000/ANZ59571	ANZ Business Cash Management ***59571	1.29
	13/01/2020	25000/ADLTD4949	Adelaide Bank Money Market ***4949	138.37
	31/01/2020	25000/ANZ59571	ANZ Business Cash Management ***59571	0.90
	31/01/2020	25000/ANZ66119	ANZ Business Online Saver ***66119	6.59
	28/02/2020	25000/ANZ59571	ANZ Business Cash Management ***59571	0.53
	28/02/2020	25000/ANZ66119	ANZ Business Online Saver ***66119	6.73
	16/03/2020	25000/ADLTD0147	Adelaide Bank Money Market ***0147	212.04
	31/03/2020	25000/ANZ59571	ANZ Business Cash Management ***59571	1.02
	31/03/2020	25000/ANZ66119	ANZ Business Online Saver ***66119	7.90
	30/04/2020	25000/ANZ66119	ANZ Business Online Saver ***66119	3.58
	30/04/2020	25000/ANZ59571	ANZ Business Cash Management ***59571	1.39
	29/05/2020	25000/ANZ59571	ANZ Business Cash Management ***59571	0.63
	29/05/2020	25000/ANZ66119	ANZ Business Online Saver ***66119	2.93
	30/06/2020	25000/ANZ66119	ANZ Business Online Saver ***66119	1.96
	30/06/2020	25000/ANZ59571	ANZ Business Cash Management ***59571	0.69
Sub-Total				981.84
Ignore Cents				0.84
Total				981.00
D1 - Income - Gross foreign income				
	02/08/2019	23900/JHX.AX	James Hardie Industries Plc	93.95
	20/12/2019	23900/JHX.AX	James Hardie Industries Plc	48.74
	30/06/2020	23800/HURSTNORTH	North Investment	5,876.31
	30/06/2020	23800/GMG.AX	Goodman Group	68.04
	30/06/2020	23800/ALX.AX	Atlas Arteria	195.75
Sub-Total				6,282.79
Ignore Cents				0.79
Total				6,282.00
D - Income - Net foreign income				
	02/08/2019	23900/JHX.AX	James Hardie Industries Plc	93.95
	20/12/2019	23900/JHX.AX	James Hardie Industries Plc	48.74
	30/06/2020	23800/HURSTNORTH	North Investment	5,876.31
	30/06/2020	23800/GMG.AX	Goodman Group	68.04
	30/06/2020	23800/ALX.AX	Atlas Arteria	195.75

R & L Hurst Superannuation Fund

Tax Reconciliation Report

For the year ended 30 June 2020

Tax Return Label	Date	Account Code	Account Name	Amount \$
D - Income - Net foreign income				
Sub-Total				6,282.79
Ignore Cents				0.79
Total				6,282.00
J - Unfranked dividend amount				
	28/08/2019	23900/JHG.AX	Janus Henderson Group Plc	106.28
	20/09/2019	23900/AGL.AX	AGL Energy Limited.	39.68
	23/09/2019	23900/AZJ.AX	Aurizon Holdings Limited	52.45
	30/09/2019	23900/IAG.AX	Insurance Australia Group Limited	63.48
	04/10/2019	23900/QBE.AX	QBE Insurance Group Limited	57.50
	08/10/2019	23900/AMC.AX	Amcor Limited	83.31
	10/10/2019	23900/BXB.AX	Brambles Limited	68.00
	22/10/2019	23900/BXB.AX	Brambles Limited	113.90
	25/11/2019	23900/JHG.AX	Janus Henderson Group Plc	104.64
	17/12/2019	23900/AMC.AX	Amcor Limited	78.49
	18/12/2019	23900/ANZ.AX	Australia And New Zealand Banking Group Limited	74.40
	05/03/2020	23900/JHG.AX	Janus Henderson Group Plc	107.43
	23/03/2020	23900/AZJ.AX	Aurizon Holdings Limited	57.95
	24/03/2020	23900/AMC.AX	Amcor Limited	80.37
	25/03/2020	23900/IAG.AX	Insurance Australia Group Limited	31.74
	27/03/2020	23900/AGL.AX	AGL Energy Limited.	29.14
	09/04/2020	23900/QBE.AX	QBE Insurance Group Limited	108.68
	09/04/2020	23900/BXB.AX	Brambles Limited	62.75
	03/06/2020	23900/JHG.AX	Janus Henderson Group Plc	112.27
	17/06/2020	23900/AMC.AX	Amcor Limited	103.19
Sub-Total				1,535.65
Ignore Cents				0.65
Total				1,535.00
K - Franked dividend amount				
	01/07/2019	23900/ANZ.AX	Australia And New Zealand Banking Group Limited	176.00
	12/09/2019	23900/AWC.AX	Alumina Limited	287.92
	13/09/2019	23900/ARG.AX	Argo Investments Limited	191.08
	19/09/2019	23900/RIO.AX	RIO Tinto Limited	215.31
	20/09/2019	23900/WPL.AX	Woodside Petroleum Ltd	165.04
	20/09/2019	23900/AGL.AX	AGL Energy Limited.	158.72
	23/09/2019	23900/AZJ.AX	Aurizon Holdings Limited	122.39
	25/09/2019	23900/BHP.AX	BHP Group Limited	388.86
	26/09/2019	23900/TLS.AX	Telstra Corporation Limited.	4.40
	26/09/2019	23900/REG.AX	Regis Healthcare Limited	152.51
	27/09/2019	23900/ORG.AX	Origin Energy Limited	132.00
	30/09/2019	23900/IAG.AX	Insurance Australia Group Limited	148.12
	04/10/2019	23900/QBE.AX	QBE Insurance Group Limited	86.25

R & L Hurst Superannuation Fund
Tax Reconciliation Report

For the year ended 30 June 2020

Tax Return Label	Date	Account Code	Account Name	Amount \$
K - Franked dividend amount				
	04/10/2019	23900/MIN.AX	Mineral Resources Limited	108.50
	09/10/2019	23900/WES.AX	Wesfarmers Limited	153.66
	10/10/2019	23900/BXB.AX	Brambles Limited	29.15
	11/10/2019	23900/RWC.AX	Reliance Worldwide Corporation Limited	94.50
	18/12/2019	23900/ANZ.AX	Australia And New Zealand Banking Group Limited	173.60
	20/12/2019	23900/WBC.AX	Westpac Banking Corporation	215.20
	06/03/2020	23900/ARG.AX	Argo Investments Limited	179.84
	17/03/2020	23900/AWC.AX	Alumina Limited	245.05
	20/03/2020	23900/WPL.AX	Woodside Petroleum Ltd	257.71
	23/03/2020	23900/AZJ.AX	Aurizon Holdings Limited	135.22
	24/03/2020	23900/BHP.AX	BHP Group Limited	339.96
	25/03/2020	23900/IAG.AX	Insurance Australia Group Limited	74.06
	26/03/2020	23900/MIN.AX	Mineral Resources Limited	80.50
	27/03/2020	23900/TLS.AX	Telstra Corporation Limited.	4.40
	27/03/2020	23900/ORG.AX	Origin Energy Limited	132.00
	27/03/2020	23900/AGL.AX	AGL Energy Limited.	116.56
	31/03/2020	23900/WES.AX	Wesfarmers Limited	147.75
	31/03/2020	23900/SUN.AX	Suncorp Group Limited	77.22
	09/04/2020	23900/QBE.AX	QBE Insurance Group Limited	46.57
	09/04/2020	23900/BXB.AX	Brambles Limited	26.90
Sub-Total				4,866.95
Ignore Cents				0.95
Total				4,866.00
L - Income - Dividend franking credit				
	01/07/2019	23900/ANZ.AX	Australia And New Zealand Banking Group Limited	75.43
	12/09/2019	23900/AWC.AX	Alumina Limited	123.39
	13/09/2019	23900/ARG.AX	Argo Investments Limited	81.89
	19/09/2019	23900/RIO.AX	RIO Tinto Limited	92.28
	20/09/2019	23900/WPL.AX	Woodside Petroleum Ltd	70.73
	20/09/2019	23900/AGL.AX	AGL Energy Limited.	68.02
	23/09/2019	23900/AZJ.AX	Aurizon Holdings Limited	52.45
	25/09/2019	23900/BHP.AX	BHP Group Limited	166.65
	26/09/2019	23900/TLS.AX	Telstra Corporation Limited.	1.89
	26/09/2019	23900/REG.AX	Regis Healthcare Limited	65.36
	27/09/2019	23900/ORG.AX	Origin Energy Limited	56.57
	30/09/2019	23900/IAG.AX	Insurance Australia Group Limited	63.48
	04/10/2019	23900/QBE.AX	QBE Insurance Group Limited	36.96
	04/10/2019	23900/MIN.AX	Mineral Resources Limited	46.50
	09/10/2019	23900/WES.AX	Wesfarmers Limited	65.85
	10/10/2019	23900/BXB.AX	Brambles Limited	12.49
	11/10/2019	23900/RWC.AX	Reliance Worldwide Corporation Limited	40.50

R & L Hurst Superannuation Fund

Tax Reconciliation Report

For the year ended 30 June 2020

Tax Return Label	Date	Account Code	Account Name	Amount \$
L - Income - Dividend franking credit				
	18/12/2019	23900/ANZ.AX	Australia And New Zealand Banking Group Limited	74.40
	20/12/2019	23900/WBC.AX	Westpac Banking Corporation	92.23
	06/03/2020	23900/ARG.AX	Argo Investments Limited	77.07
	17/03/2020	23900/AWC.AX	Alumina Limited	105.02
	20/03/2020	23900/WPL.AX	Woodside Petroleum Ltd	110.45
	23/03/2020	23900/AZJ.AX	Aurizon Holdings Limited	57.95
	24/03/2020	23900/BHP.AX	BHP Group Limited	145.70
	25/03/2020	23900/IAG.AX	Insurance Australia Group Limited	31.74
	26/03/2020	23900/MIN.AX	Mineral Resources Limited	34.50
	27/03/2020	23900/TLS.AX	Telstra Corporation Limited.	1.89
	27/03/2020	23900/ORG.AX	Origin Energy Limited	56.57
	27/03/2020	23900/AGL.AX	AGL Energy Limited.	49.95
	31/03/2020	23900/WES.AX	Wesfarmers Limited	63.32
	31/03/2020	23900/SUN.AX	Suncorp Group Limited	33.09
	09/04/2020	23900/QBE.AX	QBE Insurance Group Limited	19.96
	09/04/2020	23900/BXB.AX	Brambles Limited	11.53
Sub-Total				2,085.81
Ignore Cents				0.81
Total				2,085.00
M - Gross trust distributions				
	30/06/2020	23800/HURSTNORTH	North Investment	3,146.03
	30/06/2020	23800/GMG.AX	Goodman Group	12.97
Sub-Total				3,159.00
Ignore Cents				0.00
Total				3,159.00
R2 - Assessable personal contributions				
	31/07/2019	24200/HURLEE00001A	(Contributions) Hurst, Lee Ann - Accumulation (Accumulation)	3,600.00
	28/08/2019	24200/HURRIC00001A	(Contributions) Hurst, Richard - Accumulation (Accumulation)	1,600.00
	30/09/2019	24200/HURRIC00001A	(Contributions) Hurst, Richard - Accumulation (Accumulation)	2,000.00
	28/11/2019	24200/HURRIC00001A	(Contributions) Hurst, Richard - Accumulation (Accumulation)	3,200.00
	29/01/2020	24200/HURLEE00001A	(Contributions) Hurst, Lee Ann - Accumulation (Accumulation)	1,600.00
	02/03/2020	24200/HURLEE00001A	(Contributions) Hurst, Lee Ann - Accumulation (Accumulation)	1,600.00
	07/04/2020	24200/HURRIC00001A	(Contributions) Hurst, Richard - Accumulation (Accumulation)	16,200.00
	07/04/2020	24200/HURLEE00001A	(Contributions) Hurst, Lee Ann - Accumulation (Accumulation)	16,200.00
	24/06/2020	24200/HURLEE00001A	(Contributions) Hurst, Lee Ann - Accumulation (Accumulation)	4,000.00
	24/06/2020	24200/HURRIC00001A	(Contributions) Hurst, Richard - Accumulation (Accumulation)	4,000.00

R & L Hurst Superannuation Fund

Tax Reconciliation Report

For the year ended 30 June 2020

Tax Return Label	Date	Account Code	Account Name	Amount \$
R2 - Assessable personal contributions				
Sub-Total				54,000.00
Ignore Cents				0.00
Total				54,000.00
R - Assessable contributions (R1 plus R2 plus R3 less R6)				
Assessable personal contributions				54,000.00
Sub-Total				54,000.00
Ignore Cents				0.00
Total				54,000.00
S - Income - Other income				
	07/08/2019	26500/NORTH	North Investment Cash Account	2,250.00
Sub-Total				2,250.00
Ignore Cents				0.00
Total				2,250.00
W - GROSS INCOME (Sum of labels A to U)				
				137,812.00
Sub-Total				137,812.00
Ignore Cents				0.00
Total				137,812.00
V - TOTAL ASSESSABLE INCOME (W less Y)				
				137,812.00
Sub-Total				137,812.00
Ignore Cents				0.00
Total				137,812.00
F1 - Expenses - Insurance Premiums				
	10/02/2020	39000/HURLEE00001A	(Life Insurance Premiums) Hurst, Lee Ann - Accumulation (Accumula...	628.43
	04/07/2019	39000/HURRIC00001A	(Life Insurance Premiums) Hurst, Richard - Accumulation (Accumula...	374.22
	05/08/2019	39000/HURRIC00001A	(Life Insurance Premiums) Hurst, Richard - Accumulation (Accumula...	374.22
	04/09/2019	39000/HURRIC00001A	(Life Insurance Premiums) Hurst, Richard - Accumulation (Accumula...	374.22
	04/10/2019	39000/HURRIC00001A	(Life Insurance Premiums) Hurst, Richard - Accumulation (Accumula...	459.48
	04/11/2019	39000/HURRIC00001A	(Life Insurance Premiums) Hurst, Richard - Accumulation (Accumula...	459.48
	04/12/2019	39000/HURRIC00001A	(Life Insurance Premiums) Hurst, Richard - Accumulation (Accumula...	459.48
	06/01/2020	39000/HURRIC00001A	(Life Insurance Premiums) Hurst, Richard - Accumulation (Accumula...	459.48
	04/02/2020	39000/HURRIC00001A	(Life Insurance Premiums) Hurst, Richard - Accumulation (Accumula...	459.48
	04/03/2020	39000/HURRIC00001A	(Life Insurance Premiums) Hurst, Richard - Accumulation (Accumula...	459.48
	06/04/2020	39000/HURRIC00001A	(Life Insurance Premiums) Hurst, Richard - Accumulation (Accumula...	459.48
	04/05/2020	39000/HURRIC00001A	(Life Insurance Premiums) Hurst, Richard - Accumulation (Accumula...	459.48

R & L Hurst Superannuation Fund

Tax Reconciliation Report

For the year ended 30 June 2020

Tax Return Label	Date	Account Code	Account Name	Amount \$
F1 - Expenses - Insurance Premiums				
	04/06/2020	39000/HURRIC00001A	(Life Insurance Premiums) Hurst, Richard - Accumulation (Accumula...	459.48
Sub-Total				5,886.41
Ignore Cents				0.41
Total				5,886.00
H1 - Expenses - SMSF auditor fee				
	17/12/2019	30700	Auditor's Remuneration	880.00
Sub-Total				880.00
Ignore Cents				0.00
Total				880.00
I1 - Expenses - Investment expenses				
	23/07/2019	41960/16HOOKERD1	16 Hooke Road, Edinburgh North SA 5113	1,539.90
	20/08/2019	42150/16HOOKERD1	16 Hooke Road, Edinburgh North SA 5113	286.59
	20/08/2019	41960/16HOOKERD1	16 Hooke Road, Edinburgh North SA 5113	486.30
	05/11/2019	41960/16HOOKERD1	16 Hooke Road, Edinburgh North SA 5113	1,538.00
	21/11/2019	42150/16HOOKERD1	16 Hooke Road, Edinburgh North SA 5113	205.65
	30/01/2020	41960/16HOOKERD1	16 Hooke Road, Edinburgh North SA 5113	1,538.00
	17/02/2020	42150/16HOOKERD1	16 Hooke Road, Edinburgh North SA 5113	202.24
	27/04/2020	41960/16HOOKERD1	16 Hooke Road, Edinburgh North SA 5113	1,538.00
	20/05/2020	42150/16HOOKERD1	16 Hooke Road, Edinburgh North SA 5113	198.82
	30/06/2020	37500/NORTH	North Investment Cash Account	4,086.28
Sub-Total				11,619.78
Ignore Cents				0.78
Total				11,619.00
J1 - Expenses - Management and administration expenses				
	04/07/2019	30900	Advisor Fees	150.00
	30/08/2019	31500	Bank Charges	1.20
	30/08/2019	31500	Bank Charges	0.60
	30/09/2019	31500	Bank Charges	5.40
	30/09/2019	31500	Bank Charges	1.80
	31/10/2019	31500	Bank Charges	0.60
	31/10/2019	31500	Bank Charges	2.40
	17/12/2019	30100	Accountancy Fees	3,300.00
	31/12/2019	31500	Bank Charges	0.60
	31/12/2019	31500	Bank Charges	0.60
	31/03/2020	31500	Bank Charges	6.00
	31/03/2020	31500	Bank Charges	0.60
	30/04/2020	31500	Bank Charges	1.80
	23/12/2019	30400	ATO Supervisory Levy	259.00

R & L Hurst Superannuation Fund

Tax Reconciliation Report

For the year ended 30 June 2020

Tax Return Label	Date	Account Code	Account Name	Amount \$
J1 - Expenses - Management and administration expenses				
Sub-Total				3,730.60
Ignore Cents				0.60
Total				3,730.00
N - TOTAL DEDUCTIONS				
				22,115.00
Sub-Total				22,115.00
Ignore Cents				0.00
Total				22,115.00
O - TAXABLE INCOME OR LOSS				
				115,697.00
Sub-Total				115,697.00
Ignore Cents				0.00
Total				115,697.00
Z - TOTAL SMSF EXPENSES				
				22,115.00
Sub-Total				22,115.00
Ignore Cents				0.00
Total				22,115.00
A - Taxable income				
				115,697.00
Sub-Total				115,697.00
Ignore Cents				0.00
Total				115,697.00
T1 - Tax on taxable income				
				17,354.55
Sub-Total				17,354.55
Ignore Cents				0.00
Total				17,354.55
B - Gross Tax				
				17,354.55
Sub-Total				17,354.55
Ignore Cents				0.00
Total				17,354.55
C1 - Foreign income tax offset				
	30/06/2020	23800/HURSTNORTH	North Investment	712.04
	30/06/2020	23800/GMG.AX	Goodman Group	0.30
Sub-Total				712.34
Ignore Cents				0.00
Total				712.34

R & L Hurst Superannuation Fund

Tax Reconciliation Report

For the year ended 30 June 2020

Tax Return Label	Date	Account Code	Account Name	Amount \$
C - Non-refundable non-carry forward tax offsets				
				712.34
Sub-Total				712.34
Ignore Cents				0.00
Total				712.34
T2 - SUBTOTAL				
				16,642.21
Sub-Total				16,642.21
Ignore Cents				0.00
Total				16,642.21
T3 - SUBTOTAL 2				
				16,642.21
Sub-Total				16,642.21
Ignore Cents				0.00
Total				16,642.21
E1 - Complying fund's franking credits tax offset				
	01/07/2019	23900/ANZ.AX	Australia And New Zealand Banking Group Limited	75.43
	12/09/2019	23900/AWC.AX	Alumina Limited	123.39
	13/09/2019	23900/ARG.AX	Argo Investments Limited	81.89
	19/09/2019	23900/RIO.AX	RIO Tinto Limited	92.28
	20/09/2019	23900/WPL.AX	Woodside Petroleum Ltd	70.73
	20/09/2019	23900/AGL.AX	AGL Energy Limited.	68.02
	23/09/2019	23900/AZJ.AX	Aurizon Holdings Limited	52.45
	25/09/2019	23900/BHP.AX	BHP Group Limited	166.65
	26/09/2019	23900/TLS.AX	Telstra Corporation Limited.	1.89
	26/09/2019	23900/REG.AX	Regis Healthcare Limited	65.36
	27/09/2019	23900/ORG.AX	Origin Energy Limited	56.57
	30/09/2019	23900/IAG.AX	Insurance Australia Group Limited	63.48
	04/10/2019	23900/QBE.AX	QBE Insurance Group Limited	36.96
	04/10/2019	23900/MIN.AX	Mineral Resources Limited	46.50
	09/10/2019	23900/WES.AX	Wesfarmers Limited	65.85
	10/10/2019	23900/BXB.AX	Brambles Limited	12.49
	11/10/2019	23900/RWC.AX	Reliance Worldwide Corporation Limited	40.50
	18/12/2019	23900/ANZ.AX	Australia And New Zealand Banking Group Limited	74.40
	20/12/2019	23900/WBC.AX	Westpac Banking Corporation	92.23
	06/03/2020	23900/ARG.AX	Argo Investments Limited	77.07
	17/03/2020	23900/AWC.AX	Alumina Limited	105.02
	20/03/2020	23900/WPL.AX	Woodside Petroleum Ltd	110.45
	23/03/2020	23900/AZJ.AX	Aurizon Holdings Limited	57.95
	24/03/2020	23900/BHP.AX	BHP Group Limited	145.70
	25/03/2020	23900/IAG.AX	Insurance Australia Group Limited	31.74

R & L Hurst Superannuation Fund

Tax Reconciliation Report

For the year ended 30 June 2020

Tax Return Label	Date	Account Code	Account Name	Amount \$
E1 - Complying fund's franking credits tax offset				
	26/03/2020	23900/MIN.AX	Mineral Resources Limited	34.50
	27/03/2020	23900/TLS.AX	Telstra Corporation Limited.	1.89
	27/03/2020	23900/ORG.AX	Origin Energy Limited	56.57
	27/03/2020	23900/AGL.AX	AGL Energy Limited.	49.95
	31/03/2020	23900/WES.AX	Wesfarmers Limited	63.32
	31/03/2020	23900/SUN.AX	Suncorp Group Limited	33.09
	09/04/2020	23900/QBE.AX	QBE Insurance Group Limited	19.96
	09/04/2020	23900/BXB.AX	Brambles Limited	11.53
	30/06/2020	23800/HURSTNORTH	North Investment	173.72
Sub-Total				2,259.53
Ignore Cents				0.00
Total				2,259.53
E - Refundable tax offsets				
				2,259.53
Sub-Total				2,259.53
Ignore Cents				0.00
Total				2,259.53
T5 - TAX PAYABLE				
				14,382.68
Sub-Total				14,382.68
Ignore Cents				0.00
Total				14,382.68
K - PAYG instalments raised				
	30/09/2019	85000	Income Tax Payable/Refundable	3,568.00
	06/01/2020	85000	Income Tax Payable/Refundable	3,568.00
	01/04/2020	85000	Income Tax Payable/Refundable	2,522.00
	30/06/2020	85000	Income Tax Payable/Refundable	3,219.00
Sub-Total				12,877.00
Ignore Cents				0.00
Total				12,877.00
L - Supervisory levy				
				259.00
Sub-Total				259.00
Ignore Cents				0.00
Total				259.00
S - AMOUNT DUE OR REFUNDABLE				
				1,764.68
Sub-Total				1,764.68
Ignore Cents				0.00
Total				1,764.68



Australian Government

Australian Taxation Office

Agent PDK FINANCIAL SYNERGY PTY LTD
Client THE TRUSTEE FOR R & L HURST SUPERANNUATION FUND
ABN 67 287 083 410
TFN 899 545 182

Activity statement 001

Tax type summary

Income tax year

2020

Period

01 July 2019 - 30 June 2020

Type

Pay as you go Instalments

Balance

\$12,877.00 DR

Transactions

Processed date	Effective date	Description	Debit (DR)	Credit (CR)	Balance
03/11/2019	28/10/2019	Original Activity Statement for the period ending 30 Sep 19 - PAYG Instalments	\$3,568.00		\$3,568.00 DR
01/03/2020	28/02/2020	Original Activity Statement for the period ending 31 Dec 19 - PAYG Instalments	\$3,568.00		\$7,136.00 DR
10/05/2020	28/04/2020	Original Activity Statement for the period ending 31 Mar 20 - PAYG Instalments	\$2,522.00		\$9,658.00 DR
02/08/2020	28/07/2020	Original Activity Statement for the period ending 30 Jun 20 - PAYG Instalments	\$3,219.00		\$12,877.00 DR



Australian Government
Australian Taxation Office

Agent PDK FINANCIAL SYNERGY PTY LTD
Client THE TRUSTEE FOR R & L HURST SUPERANNUATION FUND
ABN 67 287 083 410
TFN 899 545 182

Income tax 551

Date generated	13/11/2020
Overdue	\$0.00
Not yet due	\$0.00
Balance	\$0.00

Transactions

2 results found - from **01 July 2019** to **13 November 2020** sorted by **processed date** ordered **newest to oldest**

Processed date	Effective date	Description	Debit (DR)	Credit (CR)	Balance
18 Dec 2019	23 Dec 2019	EFT refund for Income Tax for the period from 01 Jul 18 to 30 Jun 19	\$1,883.53		\$0.00
18 Dec 2019	18 Dec 2019	Tax return Self Man Superfund - Income Tax for the period from 01 Jul 18 to 30 Jun 19		\$1,883.53	\$1,883.53 CR



Activity statement 001

Date generated	13/11/2020
Overdue	\$0.00
Not yet due	\$0.00
Balance	\$0.00

Transactions

11 results found - from **01 July 2019** to **13 November 2020** sorted by **processed date** ordered **newest to oldest**

Processed date	Effective date	Description	Debit (DR)	Credit (CR)	Balance
1 Nov 2020	28 Oct 2020	Original Activity Statement for the period ending 30 Sep 20 - PAYG Instalments	\$3,066.00		\$0.00
29 Sep 2020	28 Sep 2020	Payment received		\$3,066.00	\$3,066.00 CR
2 Aug 2020	28 Jul 2020	Original Activity Statement for the period ending 30 Jun 20 - PAYG Instalments	\$3,219.00		\$0.00
1 Jul 2020	30 Jun 2020	Payment received		\$3,219.00	\$3,219.00 CR
10 May 2020	28 Apr 2020	Original Activity Statement for the period ending 31 Mar 20 - PAYG Instalments	\$2,522.00		\$0.00
2 Apr 2020	1 Apr 2020	Payment received		\$2,522.00	\$2,522.00 CR
1 Mar 2020	28 Feb 2020	Original Activity Statement for the period ending 31 Dec 19 - PAYG Instalments	\$3,568.00		\$0.00
9 Jan 2020	6 Jan 2020	Payment received		\$3,568.00	\$3,568.00 CR
3 Nov 2019	28 Oct 2019	Original Activity Statement for the period ending 30 Sep 19 - PAYG Instalments	\$3,568.00		\$0.00
1 Oct 2019	30 Sep 2019	Payment		\$3,568.00	\$3,568.00 CR
4 Aug 2019	29 Jul 2019	Original Activity Statement for the period ending 30 Jun 19 - PAYG Instalments	\$3,177.00		\$0.00

89000 - Deferred Tax Liability/Asset

2020 Financial Year

Preparer Kelly Fu

Reviewer Kelly Fu

Status Completed

Account Code	Description	CY Balance	LY Balance	Change
89000	Deferred Tax Liability/Asset	\$10,559.85	\$4,076.78	159.02%
TOTAL		CY Balance	LY Balance	
		\$10,559.85	\$4,076.78	

Supporting Documents

- Deferred Tax Reconciliation Report [Report](#)

Standard Checklist

- Attach all source documentation and confirmations of Liability
- Attach copy of Deferred Tax Reconciliation Report

R & L Hurst Superannuation Fund
Deferred Tax Reconciliation

For The Period 01 July 2019 - 30 June 2020

Investment Code	Investment Name	Revaluation/Tax Deferred	Permanent Difference (Non-Assessable)	Temporary Difference (Assessable)	Temporary Difference (Accumulation Portion)
Revaluations					
CYB.AX	Cybg Plc	1,294.30	431.43	862.87	862.87
TLS.AX	Telstra Corporation Limited.	61.28	20.43	40.85	40.85
AGL.AX	AGL Energy Limited.	(1,018.75)	(339.59)	(679.16)	(679.16)
SUN.AX	Suncorp Group Limited	(1,307.96)	(435.99)	(871.97)	(871.97)
IAG.AX	Insurance Australia Group Limited	(2,744.18)	(914.73)	(1,829.45)	(1,829.45)
RWC.AX	Reliance Worldwide Corporation Limited	(1,473.66)	(491.22)	(982.44)	(982.44)
ORG.AX	Origin Energy Limited	(1,592.79)	(530.93)	(1,061.86)	(1,061.86)
COL.AX	Coles Group Limited.	(105.45)	(35.15)	(70.30)	(70.30)
AZJ.AX	Aurizon Holdings Limited	(711.31)	(237.10)	(474.21)	(474.21)
QAN.AX	Qantas Airways Limited	(1,796.35)	(598.78)	(1,197.57)	(1,197.57)
ARG.AX	Argo Investments Limited	(1,045.32)	(348.44)	(696.88)	(696.88)
BHP.AX	BHP Group Limited	(1,529.37)	(509.79)	(1,019.58)	(1,019.58)
JHG.AX	Janus Henderson Group Plc	(81.51)	(27.17)	(54.34)	(54.34)
GMG.AX	Goodman Group	43.46	14.49	28.97	28.97
ANZ.AX	Australia And New Zealand Banking Group Limited	(2,954.65)	(984.89)	(1,969.76)	(1,969.76)
WES.AX	Wesfarmers Limited	1,848.77	616.26	1,232.51	1,232.51
VUK.AX	Virgin Money Uk Plc	(5,171.55)	(1,723.85)	(3,447.70)	(3,447.70)
AMC.AX	Arcor Limited	(621.72)	(207.24)	(414.48)	(414.48)
QBE.AX	QBE Insurance Group Limited	(1,874.98)	(625.00)	(1,249.98)	(1,249.98)
REG.AX	Regis Healthcare Limited	(2,736.00)	(912.00)	(1,824.00)	(1,824.00)

R & L Hurst Superannuation Fund

Deferred Tax Reconciliation

For The Period 01 July 2019 - 30 June 2020

Investment Code	Investment Name	Revaluation/Tax Deferred	Permanent Difference (Non-Assessable)	Temporary Difference (Assessable)	Temporary Difference (Accumulation Portion)
AWC.AX	Alumina Limited	(3,135.50)	(1,045.17)	(2,090.33)	(2,090.33)
JHX.AX	James Hardie Industries Plc	3,532.30	1,177.44	2,354.86	2,354.86
BXB.AX	Brambles Limited	(1,343.00)	(447.67)	(895.33)	(895.33)
WPL.AX	Woodside Petroleum Ltd	(4,391.65)	(1,463.88)	(2,927.77)	(2,927.77)
HURSTNORTH	North Investment	(30,962.28)	(10,320.76)	(20,641.52)	(20,641.52)
DLX.AX	Duluxgroup Limited	(2,692.12)	(897.37)	(1,794.75)	(1,794.75)
ALX.AX	Atlas Arteria	(1,270.39)	(423.47)	(846.92)	(846.92)
RIO.AX	RIO Tinto Limited	(2,272.80)	(757.60)	(1,515.20)	(1,515.20)
WBC.AX	Westpac Banking Corporation	(2,845.51)	(948.51)	(1,897.00)	(1,897.00)
MIN.AX	Mineral Resources Limited	3,310.80	1,103.60	2,207.20	2,207.20
		(65,587.89)	(21,862.65)	(43,725.24)	(43,725.24)
Tax Deferred Distributions					
GMG.AX	Goodman Group	25.33	0.00	25.33	25.33
GMG.AX	Goodman Group	12.34	0.00	12.34	12.34
GMG.AX	Goodman Group	5.67	0.00	5.67	5.67
GMG.AX	Goodman Group	1.79	0.00	1.79	1.79
HURSTNORTH	North Investment	17.01	0.00	17.01	17.01
HURSTNORTH	North Investment	127.16	0.00	127.16	127.16
HURSTNORTH	North Investment	85.07	0.00	85.07	85.07
HURSTNORTH	North Investment	8.91	0.00	8.91	8.91
HURSTNORTH	North Investment	85.26	0.00	85.26	85.26

R & L Hurst Superannuation Fund
Deferred Tax Reconciliation
 For The Period 01 July 2019 - 30 June 2020

Investment Code	Investment Name	Revaluation/Tax Deferred	Permanent Difference (Non-Assessable)	Temporary Difference (Assessable)	Temporary Difference (Accumulation Portion)
HURSTNORTH	North Investment	136.26	0.00	136.26	136.26
		504.81	0.00	504.81	504.81
Total		(65,083.08)	(21,862.65)	(43,220.43)	(43,220.43)
Deferred Tax Liability (Asset) Summary					
Opening Balance		(4,076.78)			
Current Year Transactions		(6,483.06)			
Total Capital Losses		0.00			
Total Tax Losses		0.00			
Deferred Tax WriteBacks/Adjustment		0.00			
Capital Loss carried forward recouped		0.00			
Tax Loss carried forward recouped		0.00			
Closing Balance		(10,559.84)			

A - Financial Statements

2020 Financial Year

Preparer Kelly Fu

Reviewer Kelly Fu

Status N/A - Not Applicable

Supporting Documents

No supporting documents

Standard Checklist

- Attach copy of Financial Statements
- Attach copy of SMSF Annual Return

B - Permanent Documents

2020 Financial Year

Preparer Kelly Fu

Reviewer Kelly Fu

Status N/A - Not Applicable

Supporting Documents

- Fund Summary Report Report

Standard Checklist

- Attach latest copy of ASIC annual company statement (if corporate trustee)
- Ensure latest copies of ATO Trustee Declarations and ATO confirmation that the fund is a regulated fund is attached.
- Ensure latest copies of trustee consents, member consents and registers are attached
- Ensure latest copy of trust deed (including amendments) are attached
- Use [Australian Business Register](#) to ensure details are correct
- Use [Super Fund Lookup](#) to check the eligibility to receive rollovers and contributions

R & L Hurst Superannuation Fund

Fund Summary Report

As at 30/06/2020

Fund Details

Date Formed: 15/03/2009

Tax File Number: Provided

ABN: 67287083410

Period: 01/07/2019 - 30/06/2020

Fund Type: SMSF

GST Registered: No

Postal Address:

40 Paternoster Road
Reid, South Australia 5118

Physical Address:

40 Paternoster Road
Reid, South Australia 5118

Members

Number of Members: 2

Name	Age	Member Accounts	Pension Accounts	Tax File Number	Beneficiary Details
Hurst, Lee Ann	49	1	0	Provided	Not Provided
Hurst, Richard	49	1	0	Provided	Not Provided

Fund Relationships

Relationship Type	Contact
Accountant	Fu, Kelly
Auditor	Boys, Anthony William
Fund Contact	Hurst, Richard
Tax Agent	PDK Financial Synergy Pty Ltd
Trustee	Hurst, Lee Ann
Trustee	Hurst, Richard

C - Other Documents

2020 Financial Year

Preparer Kelly Fu

Reviewer Kelly Fu

Status N/A - Not Applicable

Supporting Documents

No supporting documents

Standard Checklist

- Attach copy of any SOAs issued during the Financial Year
- Attach copy of Investment Strategy
- Attach signed Engagement Letter
- Attach signed Trustee Representation Letter
- Attach Trustee Minutes prepared during the year

D - Pension Documentation

2020 Financial Year

Preparer Kelly Fu

Reviewer Kelly Fu

Status N/A - Not Applicable

Supporting Documents

No supporting documents

Standard Checklist

- Attach Actuarial Certificate
- Attach documentation supporting any pensions commenced during the financial year
- Attach documentation supporting any pensions commuted during the financial year
- Ensure correct Transfer Balance Account Reports have been lodged with the ATO

E - Estate Planning

2020 Financial Year

Preparer Kelly Fu

Reviewer Kelly Fu

Status N/A - Not Applicable

Supporting Documents

No supporting documents

Standard Checklist

- Attach Death Benefit Nominations (if applicable)
- Attach Life Insurance Policies (if applicable)
- Attach Reversionary Pension documentation (if applicable)
- Attach SMSF Will (if applicable)
- Review current Estate planning to ensure it matches wishes of members