



Riverleigh Superannuation Fund

ABN 23 799 263 249

**Financial Reports
For the year ended 30 June 2022**

Riverleigh Superannuation Fund
Statement of Financial Position
as at 30 June 2022

	Note	2022 \$	2021 \$
Assets			
Investments			
Cash and Cash Equivalents	6A	100,000	-
Derivative Investments	6B	3	11
Direct Property	6C	-	523,253
Other Assets	6D	6	50
Shares in Listed Companies	6E	417,853	524,439
Shares in Listed Companies - Foreign	6F	3	3
Stapled Securities	6G	43,238	35,258
Units In Listed Unit Trusts	6H	42,640	68,064
Other Assets			
Cash At Bank		543,739	407,350
Unsettled Trades		-	(5,977)
Receivables		1,737	1,574
Current Tax Assets		7,721	3,482
Total Assets		<u>1,156,940</u>	<u>1,557,508</u>
Liabilities			
Other Creditors and Accruals		2,332	980
Total Liabilities		<u>2,332</u>	<u>980</u>
Net Assets Available to Pay Benefits		<u>1,154,608</u>	<u>1,556,528</u>
<i>Represented by:</i>			
Liability for Accrued Benefits	2		
Mr Gregory Meek		938,787	1,224,739
Mrs Kerrie Meek		215,821	331,789
Total Liability for Accrued Benefits		<u>1,154,608</u>	<u>1,556,528</u>

*The accompanying notes form part of these financial statements.
This report should be read in conjunction with the accompanying compilation report.*

Riverleigh Superannuation Fund
Operating Statement
For the period 1 July 2021 to 30 June 2022

	Note	2022 \$	2021 \$
Income			
Member Receipts			
Contributions			
Employer		-	15,408
Investment Gains			
Realised Capital Gains	8A	285,193	(2,756)
Investment Income			
Distributions	7A	7,423	3,984
Dividends	7B	22,864	16,062
Foreign Income	7C	546	-
Interest	7D	958	2,063
Rent	7E	1,680	28,035
		318,664	62,796
Expenses			
Member Payments			
Lump Sums Paid		15,479	-
Pensions Paid		290,808	144,325
Rollovers Out		-	4,553
Other Expenses			
Accountancy Fee		3,784	6,270
Auditor Fee		660	660
Bank Fees		20	-
Depreciation		34	479
Legal Fee		212	-
Property Expenses		2,089	15,195
Regulatory Fees		56	55
SMSF Supervisory Levy		259	259
Investment Losses			
Decrease in Market Value	8B	407,098	(275,364)
		720,498	(103,568)
Benefits Accrued as a Result of Operations before Income Tax		(401,834)	166,364
Income Tax			
Income Tax Expense		86	2,060
		86	2,060
Benefits Accrued as a Result of Operations		(401,920)	164,304

*The accompanying notes form part of these financial statements.
This report should be read in conjunction with the accompanying compilation report.*

Riverleigh Superannuation Fund
Notes to the Financial Statements
As at 30 June 2022

Note 1 - Statement of Significant Accounting Policies

The following significant accounting policies have been adopted in the preparation and presentation of the financial statements. They have been consistently applied in the current and previous periods unless otherwise stated to ensure the financial information satisfies the concept of relevance and reliability.

(a) Statement of Compliance

The trustees have prepared the financial statements on the basis that the superannuation fund is a non-reporting entity because the members are able to command the preparation of tailored reports so as to satisfy specifically all of their information needs and there are no other users dependent on the financial statements. The financial statements are therefore special purpose financial statements that have been prepared in accordance with the legislative requirements of the *Superannuation Industry (Supervision) Act 1993* and *Regulations 1994* and the provisions of the Trust Deed. The trustees have determined that the accounting policies adopted are appropriate to meet their needs.

(b) Basis of Preparation

The financial statements have been prepared on a cash basis using historical costs convention unless stated otherwise. For investments and financial liabilities, they are measured at market values.

The financial statements are presented in Australian dollars, which is the functional currency of the fund.

(c) Use of Accounting Estimates and Judgments

The preparation of financial statements requires the trustees to make judgments, estimates and assumptions that affect the application of accounting policies and the reported amounts of assets and liabilities, income and expenses. The estimates and associated assumptions are based on historical experience and various other factors that are believed to be reasonable under the circumstance, the results of which form the basis of making the judgments. Actual results may differ from these estimates.

Estimates and underlying assumptions are reviewed on an ongoing basis. Revisions to accounting estimates are recognised in the period in which the estimate is revised and in any future period affected.

(d) Cash and Cash Equivalents

Cash and cash equivalents include cash on hand, deposits held at call with banks or financial institutions and short-term, highly liquid investments that are readily convertible to cash and are subject to an insignificant risk of change in value.

(e) Foreign Currency

Any foreign currency transactions during the financial year are brought to account using the exchange rate in effect at the date of the transaction. Foreign currency monetary items at reporting date are translated at the exchange rate existing at reporting date. Exchange differences are recognised in the operating statement in the period in which they arise.

(f) Valuation of Assets

Investment

An investment is initially recognised when as a result of past transactions or events, the Fund controls the future economic benefits expected to flow from the asset.

The investment assets are firstly recorded at cost, being the fair value of the consideration given. After initial recognition, they are measured at market value. Gains or losses arising from changes in market value are recognised on the Operating Statement in the periods in which they occur.

Market value as defined in s10 of *SISA 1993*, in relation to an asset, means the amount that a willing buyer of the asset could reasonably be expected to pay to acquire the asset from a willing seller if the following assumptions were made:

- i. that the buyer and the seller dealt with each other at arm's length in relation to the sale;
- ii. that the sale occurred after proper marketing of the asset;
- iii. that the buyer and the seller acted knowledgeably and prudentially in relation to the sale.

As disposal costs are generally immaterial unless otherwise stated, market value approximates fair value.

Riverleigh Superannuation Fund

Notes to the Financial Statements

As at 30 June 2022

Market values for various types of investment have been determined as follows:

- i. listed securities, government and other fixed interest securities for which there is a readily available market quotation, the valuation is recorded as the last quoted sale price as at the close of business on reporting date. If the listed securities are foreign, they are also converted to Australian dollars using the exchange rate at the close of business on the reporting date;
- ii. unit trusts and managed funds are stated by reference to the unit redemption price quoted by the fund manager at the end of the reporting period;
- iii. unlisted investments are stated at the Trustees' valuation based on estimated market value at balance date; or where necessary, upon external valuers' expert opinions;
- iv. Investment properties are carried at market value and are held for the purpose of generating long-term rental yields and capital appreciation. The Trustees give consideration to the value of the investment property each financial year and revalue when a significant event occurs or when deemed appropriate. Where an external valuation has been obtained, the valuation is based on objective and supportable data and has been carried out by a property valuation service provider or qualified independent valuer as appropriate.

Financial Liabilities

The Fund initially recognises a financial liability on the date it becomes a party to the contractual provisions of the instrument.

Financial liabilities including credit balances of hedging instruments and derivatives are measured at market values as at the reporting date. Any change in market values of the financial liabilities since the beginning of the reporting period shall be included in the profit or loss for the reporting period. As disposal costs are generally immaterial, unless otherwise stated, market value approximates fair value.

Receivables and Payables

Current assets such as accounts receivable, which are expected to be recovered within twelve months after the reporting period, are carried at nominal amounts which approximate the fair values.

Accounts payable are recognised when the Fund becomes obliged to make future payments resulting from the goods and services received, whether or not billed to the Fund and are carried at nominal amounts which are equivalent to fair values.

(g) Revenue Recognition

Revenue is recognised to the extent that it is probable that the economic benefits will flow to the Fund and the revenue can be reliably measured. Revenue is measured at the fair value of consideration received or receivable. The following recognition criteria relate to the specific items of revenue the Fund receives:

Interest

The interest revenue is recognised by the Fund on a cash receipt basis, unless the Fund chooses the accrual method and the amount can be reliably measured by reference to the principal outstanding and using the effective interest rate of the instrument calculated at the acquisition or origination date.

Dividend Revenue

The entitlement to a dividend is based on the date the shares are quoted ex-dividend; the actual dividend revenue is recognised by the Fund when it is received.

Distribution Revenue

Distributions from unit trusts and managed funds are recognised as at the date the unit value is quoted ex-distributions and if not received at the end of the reporting period, are reflected in the statement of financial position as a receivable at market value.

Rental Income

Rent from investment properties is recognised by the Fund on a cash receipt basis.

Movement in market values

Changes in the market value of investments are determined as the difference between the market value at balance date or consideration received (if sold during the year) and the market value as at the prior year end or cost (if the investment was acquired during the period). All movements are recognised in the Operating Statement.

Contributions and Rollovers In

Contributions and rollovers in are recognised when the control and the benefits from the revenue have been attained and are recorded by the Fund, gross of any taxes, in the period to which they relate.

Riverleigh Superannuation Fund
Notes to the Financial Statements
As at 30 June 2022

The financial report was authorised for issue on 22 March 2023 by the directors of the trustee company.

Note 2 – Liability for Accrued Benefits

The liability for accrued benefits represents the fund's present obligation to pay benefits to members and beneficiaries and has been calculated as the difference between the carrying amount of the assets and the carrying amount of the other payables and income tax liabilities as at the end of the reporting period. Changes in the Liability for Accrued Benefits are as follows:

	Current	Previous
Liability for Accrued Benefits at beginning of period	1,556,528	1,392,224
Benefits Accrued during the period	(95,633)	313,182
Benefits Paid during the period	(306,287)	(148,878)
Liability for Accrued Benefits at end of period	1,154,608	1,556,528

Any amount in the Unallocated Contributions account represent amounts that have been received by the fund from either the members of the fund or a third party but have not been allocated to any specific member as at the reporting date. It is the intention of the trustee to allocate any such amounts recorded as unallocated contributions within 28 days following the end of the month to specific fund member, which will increase the liability for members accrued benefits.

Note 3 – Vested Benefits

Vested benefits are benefits which are not conditional upon continued membership of the fund (or any factor other than resignation from the plan) and include benefits which members were entitled to receive had they terminated their fund membership as at the reporting period.

	Current	Previous
Vested Benefits at beginning of period	1,556,528	1,392,224
Benefits Accrued during the period	(95,633)	313,182
Benefits Paid during the period	(306,287)	(148,878)
Vested Benefits at end of period	1,154,608	1,556,528

Note 4 – Guaranteed Benefits

No guarantees have been made in respect of any part of the liability for accrued benefits.

Note 5 – Funding Arrangements

No fixed funding arrangements were in place for the Fund as at year end.

Note 6A – Cash and Cash Equivalents

	Current	Previous
At market value:		
Macquarie Term Deposit	100,000	0
	100,000	0

Note 6B – Derivative Investments

	Current	Previous
At market value:		
Boart Longyear Limited - Ordinary Warrant Expiring 13-Sep-2024	0	0
Matsa Resources Limited - Option Expiring 30-Apr-2023 Deferred	3	11
	3	11

Riverleigh Superannuation Fund
Notes to the Financial Statements
As at 30 June 2022

Note 6C – Direct Property

	Current	Previous
At market value:		
Furniture & Fittings	0	3,253
Unit 9 Coronado	0	520,000
	<u>0</u>	<u>523,253</u>

Note 6D – Other Assets

	Current	Previous
At market value:		
Other Assets	6	50
	<u>6</u>	<u>50</u>

Riverleigh Superannuation Fund
Notes to the Financial Statements
As at 30 June 2022

Note 6E – Shares in Listed Companies

	Current	Previous
At market value:		
88 Energy Limited	320	0
Adairs Limited	1,910	0
AGL Energy Limited.	8,250	0
Alta Zinc Limited	632	325
Ampol Limited	17,115	14,105
Ap Eagers Limited	12,636	26,496
Apollo Tourism & Leisure Ltd	2,660	2,730
Atlas Arteria - Fpo Stap Us Prohibited Excluding Qup	6,045	0
Auswide Bank Ltd	14,616	0
Beacon Lighting Group Limited	24,722	52,250
BHP Group Limited - Fully Paid Ordinary	0	33,028
Bluebet Holdings Ltd	1,000	0
Cleanaway Waste Management Limited	12,600	13,200
Coles Group Limited.	5,343	5,127
Commonwealth Bank of Australia. - Ordinary Fully Paid	19,432	19,974
Corella Resources Ltd	46	45
Coronado Global Resources Inc. - Cdi 10:1 Us Prohibited Excluding Qib	3,103	1,575
Costa Group Holdings Limited	3,975	3,972
CSL Limited	15,336	11,408
Decmil Group Limited - Ordinary Fully Paid	18	83
Domino's Pizza Enterprises Limited	2,720	4,820
Emeco Holdings Limited	650	1,055
Endeavour Group Limited - Ordinary Fully Paid Deferred Settlement	23,467	6,290
Energy Resources of Australia Limited - Ordinary Fully Paid 'A'	52	71
Euro Manganese Inc - Chess Depository Interests 1:1	500	0
Generation Development Group Limited	3,750	2,580
Lifestyle Communities Limited	13,570	15,610
Lynas Corporation Limited	8,730	5,710
Macquarie Group Ltd	13,161	12,514
Mastermyne Group Limited - Ordinary Fully Paid	675	1,440
Matsa Resources Limited - Ordinary Fully Paid	520	871
Mcmillan Shakespeare Limited	2,922	3,885
Medusa Mining Limited - Ordinary Fully Paid	0	501
Michael Hill International Limited	0	7,040
Mitchell Services Limited	1,575	2,000
MLG Oz Limited	12,150	16,150
Motorcycle Holdings Limited	8,112	6,925
Myer Holdings Limited - Ordinary Fully Paid	317	346
Nib Holdings Limited	7,380	6,510
Nufarm Limited - Ordinary Fully Paid	3,385	3,046
Paladin Energy Ltd - Ordinary Fully Paid	0	5
Peet Limited - Ordinary Fully Paid	4,713	6,017
Peter Warren Automotive Holdings Limited	4,260	7,440
Pinnacle Investment Management Group Limited	0	11,970
Pointsbet Holdings Limited	1,474	7,029
Ramsay Health Care Limited	5,859	5,036
Red Sky Energy Limited. - Ordinary Fully Paid	24	28
Reliance Worldwide Corporation Limited	37,572	23,670
Resmed Inc - Cdi 10:1 Foreign Exempt Nyse	3,069	0
Rio Tinto Limited	0	15,830
Santos Limited	0	14,180
Sierra Nevada Gold Inc. - Cdi 1:1 Us Person Prohibited Excluding Qib	2,150	0
Sipa Resources Limited - Ordinary Fully Paid	124	191

This report should be read in conjunction with the accompanying compilation report.

Riverleigh Superannuation Fund
Notes to the Financial Statements
As at 30 June 2022

Sundance Resources Limited - Ordinary Fully Paid	0	150
Super Retail Group Limited	6,792	10,328
Tabcorp Holdings Limited - Ordinary Fully Paid	0	2,802
Ten Sixty Four Limited	414	0
The Reject Shop Limited	2,275	3,906
The Star Entertainment Group Limited	11,439	15,129
Vulcan Energy Resources Limited	813	0
Wagners Holding Company Limited	27,731	52,996
Wagners Holding Company Limited	3,219	6,148
Wam Leaders Limited	4,088	3,180
Wesfarmers Limited - Ordinary Fully Paid	12,573	17,730
Westpac Banking Corporation	11,700	15,486
Woodside Energy Group Ltd	6,368	0
Woodside Petroleum Limited - Ordinary Fully Paid	0	4,442
Woolworths Limited - Ordinary Fully Paid	17,800	19,065
	417,853	524,439

Note 6F – Shares in Listed Companies - Foreign

	Current	Previous
At market value:		
Sundance Energy Australia Limited - ADR	3	3
	3	3

Note 6G – Stapled Securities

	Current	Previous
At market value:		
Lend Lease Corporation Limited - Ordinary Fully Paid	6,377	8,022
National Storage REIT - Stapled Security Fully Paid	4,794	2,455
Shopping Centres Australasia Property Group - Fully Paid Units Stapled Securities	5,500	5,040
Stockland - Units/Ordinary Fully Paid Stapled Securities	4,693	6,058
Sydney Airport - Units Fully Paid Stapled Securities	0	3,688
Transurban Group - Fully Paid Ordinary/Units Stapled Securities	15,343	2,135
Waypoint REIT - Fully Paid Ordinary/Units Stapled Securities	6,531	7,860
	43,238	35,258

Note 6H – Units In Listed Unit Trusts

	Current	Previous
At market value:		
Healthco Healthcare And Wellness REIT - Ordinary Units Fully Paid	7,356	0
Homeco Daily Needs REIT - Ordinary Units Fully Paid	2,560	0
SPDR S&P/ASX 200 Fund - Exchange Traded Fund Units Fully Paid	5,946	6,779
Vanguard Australian Shares High Yield ETF - Exchange Traded Fund Units Fully Paid	12,540	31,192
Vanguard Australian Shares Index ETF - Exchange Traded Fund Units Fully Paid	14,238	30,093
	42,640	68,064

Riverleigh Superannuation Fund
Notes to the Financial Statements
As at 30 June 2022

Note 7A – Distributions

	Current	Previous
Lend Lease Corporation Limited - Ordinary Fully Paid	74	151
National Storage REIT - Stapled Security Fully Paid	224	92
Shopping Centres Australasia Property Group - Fully Paid Units Stapled Securities	304	248
Stockland - Units/Ordinary Fully Paid Stapled Securities	346	467
Transurban Group - Fully Paid Ordinary/Units Stapled Securities	394	32
Waypoint REIT - Fully Paid Ordinary/Units Stapled Securities	587	454
Healthco Healthcare And Wellness REIT - Ordinary Units Fully Paid	385	0
Homeco Daily Needs REIT - Ordinary Units Fully Paid	166	0
SPDR S&P/ASX 200 Fund - Exchange Traded Fund Units Fully Paid	549	246
Vanguard Australian Shares High Yield ETF - Exchange Traded Fund Units Fully Paid	2,252	1,367
Vanguard Australian Shares Index ETF - Exchange Traded Fund Units Fully Paid	2,143	926
	7,423	3,984

Riverleigh Superannuation Fund
Notes to the Financial Statements
As at 30 June 2022

Note 7B – Dividends

	Current	Previous
Adairs Limited	114	0
Ampol Limited	0	179
Ampol Limited	664	164
Ap Eagers Limited	1,742	571
Atlas Arteria - Fpo Stap Us Prohibited Excluding Qup	193	0
Austal Limited - Ordinary Fully Paid	0	65
Beacon Lighting Group Limited	3,541	1,941
BHP Group Limited - Fully Paid Ordinary	2,250	2,892
Cleanaway Waste Management Limited	303	311
Coles Group Limited.	261	259
Commonwealth Bank of Australia. - Ordinary Fully Paid	1,071	709
Costa Group Holdings Limited	179	154
CSL Limited	147	91
Domino's Pizza Enterprises Limited	90	73
Emeco Holdings Limited	36	0
Endeavour Group Limited - Ordinary Fully Paid Deferred Settlement	779	0
Generation Development Group Limited	86	60
Lifestyle Communities Limited	136	79
Macquarie Group Ltd	569	295
Mastermyne Group Limited - Ordinary Fully Paid	58	122
Mcmillan Shakespeare Limited	279	129
Medusa Mining Limited - Ordinary Fully Paid	12	30
Michael Hill International Limited	520	120
Mitchell Services Limited	0	79
MLG Oz Limited	415	0
Motorcycle Holdings Limited	1,226	464
Myer Holdings Limited - Ordinary Fully Paid	21	0
Nib Holdings Limited	357	200
Nufarm Limited - Ordinary Fully Paid	53	0
Peet Limited - Ordinary Fully Paid	340	122
Peter Warren Automotive Holdings Limited	257	0
Pinnacle Investment Management Group Limited	243	289
Ramsay Health Care Limited	173	55
Reliance Worldwide Corporation Limited	649	369
Rio Tinto Limited	1,357	2,358
Santos Limited	373	0
Super Retail Group Limited	937	600
Tabcorp Holdings Limited - Ordinary Fully Paid	104	58
The Star Entertainment Group Limited	0	615
Wam Leaders Limited	300	193
Wesfarmers Limited - Ordinary Fully Paid	729	784
Westpac Banking Corporation	1,037	763
Woodside Petroleum Limited - Ordinary Fully Paid	535	147
Woolworths Limited - Ordinary Fully Paid	671	721
Lend Lease Corporation Limited - Ordinary Fully Paid	56	0
	22,864	16,062

Note 7C – Foreign Income

	Current	Previous
Coronado Global Resources Inc. - Cdi 10:1 Us Prohibited Excluding Qib	540	0
Resmed Inc - Cdi 10:1 Foreign Exempt Nyse	6	0
	546	0

This report should be read in conjunction with the accompanying compilation report.

Riverleigh Superannuation Fund
Notes to the Financial Statements
As at 30 June 2022

Note 7D – Interest

	Current	Previous
Cash at Bank - Suncorp	24	15
Cash at Bank - Suncorp Business Saver	933	2,045
Money on Deposit - DDH Graham	0	3
	958	2,063

Note 7E – Rent

	Current	Previous
Unit 1 Binnaway	0	7,295
Unit 9 Coronado	1,680	20,740
	1,680	28,035

Note 8A – Realised Capital Gains

	Current	Previous
Direct Property		
Furniture & Fittings	(3,253)	0
Unit 1 Binnaway	0	18,788
Unit 9 Coronado	255,130	0
Shares in Listed Companies		
Ap Eagers Limited	(1,461)	0
Austral Limited - Ordinary Fully Paid	0	(801)
Beacon Lighting Group Limited	19,325	0
BHP Group Limited - Fully Paid Ordinary	6,133	3,594
Carbon Energy Limited - Ordinary Fully Paid	0	(4,515)
Crown Resorts Limited	0	(518)
Michael Hill International Limited	1,679	0
Paladin Energy Ltd - Ordinary Fully Paid	(46)	0
Pinnacle Investment Management Group Limited	8,812	0
Pointsbet Holdings Limited - Rights - Applications Close 20-Aug-2021 Deferred	143	0
Rio Tinto Limited	1,491	2,928
Santos Limited	(1,246)	0
Sundance Resources Limited - Ordinary Fully Paid	(4,522)	0
Sydney Airport - Rights-Apps close 02Sep2020 Us Prohibited Deferred	0	117
Tabcorp Holdings Limited - Ordinary Fully Paid	747	0
Tabcorp Holdings Limited - Rights-Apps close 10Sep2020 Us Prohibited Deferred	0	3
Village Roadshow Limited	0	(1,659)
Wagners Holding Company Limited	(56)	0
Shares in Unlisted Companies		
Paridian Property Development Fund Limited	0	(20,000)
Stapled Securities		
Stockland - Units/Ordinary Fully Paid Stapled Securities	0	(692)
Sydney Airport - Units Fully Paid Stapled Securities	2,305	0
Units In Listed Unit Trusts		
Vanguard Australian Shares High Yield ETF - Exchange Traded Fund Units Fully Paid	215	0
Vanguard Australian Shares Index ETF - Exchange Traded Fund Units Fully Paid	(202)	0
	285,193	(2,756)

Riverleigh Superannuation Fund
Notes to the Financial Statements
As at 30 June 2022

Note 8B – Decrease in Market Value

	Current	Previous
Derivative Investments		
Boart Longyear Limited - Ordinary Warrant Expiring 13-Sep-2024	0	0
Matsa Resources Limited - Option Expiring 30-Apr-2023 Deferred	8	(11)
Direct Property		
Unit 1 Binnaway	0	2,460
Unit 9 Coronado	269,897	(108,339)
Shares in Listed Companies		
88 Energy Limited	1,082	0
Adairs Limited	1,922	0
AGL Energy Limited.	512	0
Alta Zinc Limited	(195)	(42)
Ampol Limited	0	13,605
Ampol Limited	(3,010)	(13,050)
Ap Eagers Limited	10,754	(15,048)
Apollo Tourism & Leisure Ltd	70	(630)
Atlas Arteria - Fpo Stap Us Prohibited Excluding Qup	(1,140)	0
Austal Limited - Ordinary Fully Paid	0	709
Auswide Bank Ltd	1,662	0
Beacon Lighting Group Limited	8,949	(12,383)
BHP Group Limited - Fully Paid Ordinary	12,240	(8,312)
Bluebet Holdings Ltd	3,576	0
Carbon Energy Limited - Ordinary Fully Paid	0	(4,515)
Cleanaway Waste Management Limited	600	(2,200)
Coles Group Limited.	(216)	24
Commonwealth Bank of Australia. - Ordinary Fully Paid	1,989	(6,090)
Corella Resources Ltd	(1)	3,277
Coronado Global Resources Inc. - Cdi 10:1 Us Prohibited Excluding Qib	(1,528)	159
Costa Group Holdings Limited	567	(492)
Crown Resorts Limited	0	(596)
CSL Limited	382	(128)
Decmil Group Limited - Ordinary Fully Paid	65	18
Domino's Pizza Enterprises Limited	2,100	(2,073)
Emeco Holdings Limited	405	67
Endeavour Group Limited - Ordinary Fully Paid Deferred Settlement	(3,536)	(313)
Energy Resources of Australia Limited - Ordinary Fully Paid 'A'	19	(29)
Euro Manganese Inc - Chess Depository Interests 1:1	682	0
Generation Development Group Limited	(1,170)	(645)
Lifestyle Communities Limited	2,040	(6,150)
Lynas Corporation Limited	(3,020)	(3,775)
Macquarie Group Ltd	(646)	(3,026)
Mastermyne Group Limited - Ordinary Fully Paid	765	(270)
Matsa Resources Limited - Ordinary Fully Paid	351	922
Mcmillan Shakespeare Limited	963	(1,161)
Medusa Mining Limited - Ordinary Fully Paid	(1,922)	(87)
Michael Hill International Limited	1,458	(1,458)
Mitchell Services Limited	425	675
MLG Oz Limited	13,761	2,595
Motorcycle Holdings Limited	3,387	(1,538)
Myer Holdings Limited - Ordinary Fully Paid	29	(166)
Nib Holdings Limited	(870)	(1,900)
Nufarm Limited - Ordinary Fully Paid	(339)	(326)
Paladin Energy Ltd - Ordinary Fully Paid	(45)	(4)
Peet Limited - Ordinary Fully Paid	1,304	(726)
Peter Warren Automotive Holdings Limited	3,180	(178)

This report should be read in conjunction with the accompanying compilation report.

Riverleigh Superannuation Fund
Notes to the Financial Statements
As at 30 June 2022

Pinnacle Investment Management Group Limited	8,729	(8,050)
Pointsbet Holdings Limited	5,555	715
Ramsay Health Care Limited	(823)	286
Red Sky Energy Limited. - Ordinary Fully Paid	4	(24)
Reliance Worldwide Corporation Limited	5,242	(5,892)
Resmed Inc - Cdi 10:1 Foreign Exempt Nyse	283	0
Rio Tinto Limited	4,589	(2,801)
Santos Limited	(842)	842
Sierra Nevada Gold Inc. - Cdi 1:1 Us Person Prohibited Excluding Qib	222	0
Sinetech Limited	0	(3,262)
Sipa Resources Limited - Ordinary Fully Paid	68	26
Sundance Resources Limited - Ordinary Fully Paid	(4,372)	0
Super Retail Group Limited	3,536	(3,888)
Tabcorp Holdings Limited - Ordinary Fully Paid	649	(974)
Ten Sixty Four Limited	2,009	0
The Reject Shop Limited	1,631	1,022
The Star Entertainment Group Limited	3,690	(3,485)
Village Roadshow Limited	0	(2,509)
Vulcan Energy Resources Limited	590	0
Wagners Holding Company Limited	25,200	(25,248)
Wagners Holding Company Limited	2,929	(2,929)
Wam Leaders Limited	244	(1,070)
Wesfarmers Limited - Ordinary Fully Paid	4,557	(4,281)
Westpac Banking Corporation	3,786	(4,716)
Woodside Energy Group Ltd	372	0
Woodside Petroleum Limited - Ordinary Fully Paid	(2,298)	(112)
Woolworths Limited - Ordinary Fully Paid	(1,345)	(425)
Shares in Listed Companies - Foreign		
Sundance Energy Australia Limited - ADR	0	27
Shares in Unlisted Companies		
Paridian Property Development Fund Limited	0	(20,000)
Stapled Securities		
Lend Lease Corporation Limited - Ordinary Fully Paid	1,645	637
National Storage REIT - Stapled Security Fully Paid	124	(130)
Shopping Centres Australasia Property Group - Fully Paid Units Stapled Securities	(460)	(680)
Stockland - Units/Ordinary Fully Paid Stapled Securities	1,365	(3,816)
Sydney Airport - Units Fully Paid Stapled Securities	420	(76)
Transurban Group - Fully Paid Ordinary/Units Stapled Securities	(570)	45
Waypoint REIT - Fully Paid Ordinary/Units Stapled Securities	819	(60)
Units In Listed Unit Trusts		
Healthco Healthcare And Wellness REIT - Ordinary Units Fully Paid	5,046	0
Homeco Daily Needs REIT - Ordinary Units Fully Paid	782	0
SPDR S&P/ASX 200 Fund - Exchange Traded Fund Units Fully Paid	833	(1,311)
Vanguard Australian Shares High Yield ETF - Exchange Traded Fund Units Fully Paid	2,265	(6,654)
Vanguard Australian Shares Index ETF - Exchange Traded Fund Units Fully Paid	3,119	(5,419)
	407,098	(275,364)

This report should be read in conjunction with the accompanying compilation report.

Riverleigh Superannuation Fund

Trustee Declaration

In the opinion of the Trustees of the Riverleigh Superannuation Fund.

The Fund is not a reporting entity and this special purpose financial report should be prepared in accordance with the accounting policies described in Note 1 to these financial statements.

(i) the financial statements and notes to the financial statements for the year ended 30 June 2022 present fairly the financial position of the Fund at 30 June 2022 and the results of its operations for the year then ended in accordance with the accounting policies described in Note 1 to the financial statements; and

the financial statements and notes to the financial statements have been prepared in accordance with the requirements of the Trust Deed; and


(iii) the operation of the Fund has been carried out in accordance with its Trust Deed and in compliance with the requirements of the Superannuation Industry (Supervision) Act 1993 during the year ended 30 June 2022.

Signed in accordance with a resolution of the directors of Enormous Expectation Pty Ltd by:



Dated: 17, 4, 2023

Gregory Meek
Director: Enormous Expectation Pty Ltd



Dated: 17, 4, 2023

Kerrie Meek
Director: Enormous Expectation Pty Ltd



Compilation Report

To Riverleigh Superannuation Fund
ABN 23 799 263 249

On the basis of the information provided by the Trustees of Riverleigh Superannuation Fund, we have compiled the accompanying special purpose financial statements of Riverleigh Superannuation Fund for the period ended 30 June 2022, which comprise the Statement of Financial Position, Operating Statement, a summary of significant accounting policies and other explanatory notes. The specific purpose for which the special purpose financial statements have been prepared is set out in Note 1 to the financial statements.

The Responsibility of Trustees

The Trustees of Riverleigh Superannuation Fund are solely responsible for the information contained in the special purpose financial statements. The reliability, accuracy and completeness of the information and for the determination that the financial reporting framework / basis of accounting used is appropriate to meet the needs of the members and for the purpose that the financial statements were prepared.

Our Responsibility

On the basis of information provided by the Trustees of Riverleigh Superannuation Fund, we have compiled the accompanying special purpose financial statements in accordance with the financial reporting framework/basis of accounting as described in Note 1 to the financial statements and APES 315: Compilation of Financial Information.

We have applied our expertise in accounting and financial reporting to compile these financial statements in accordance with the financial reporting framework / basis of accounting described in Note 1 to the financial statements. We have complied with the relevant ethical requirements of APES 110 Code of Ethics for Professional Accountants.

Assurance Disclaimer

Since a compilation engagement is not an assurance engagement, we are not required to verify the reliability, accuracy or completeness of the information provided to us by management to compile these financial statements. Accordingly, we do not express an audit opinion or a review conclusion on these financial statements

The special purpose financial statements were compiled exclusively for the benefit of the Trustees of the fund who are responsible for the reliability, accuracy and completeness of the information used to compile them. We do not accept responsibility for the contents of the special purpose financial statements.

Name of Firm: *Grant Thornton*
Grant Thornton Australia Ltd
Chartered Accountants

Address: Level 18, 145 Ann Street, Brisbane, QLD, 4000

Name of Partner: Dennis Eagles

Date: 22 March 2023

Riverleigh Superannuation Fund
(ABN: 23 799 263 249)

Consolidated Member Benefit Totals

Period	Member Account Details
1 July 2021 - 30 June 2022	Residential Address: 1 Undara Avenue BUDDINA, QLD 4575
Member	Number: MEEKG0
Mr Gregory Meek	Date of Birth: 19 June 1953 Date Joined Fund: 1 September 1992 Eligible Service Date: 17 April 1979 Tax File Number Held: Yes

*Note: this report provides a consolidated view of the Member's interests in the SMSF
Refer to the Member Benefit Statements produced for each member account for further details*

Your Accounts

Withdrawal Benefit as at 1 Jul 2021	
Accumulation	15,479
501: Meek, Gregory	896,648
503: Meek, Gregory	138,961
504: Meek, Gregory	57,851
505: Meek, Gregory	163
506: Meek, Gregory	5,859
507: Meek, Gregory	87,194
508: Meek, Gregory	22,584
Total as at 1 Jul 2021	<u>1,224,739</u>

Withdrawal Benefit as at 30 Jun 2022	
Accumulation	-
501: Meek, Gregory	809,812
503: Meek, Gregory	(1,676)
504: Meek, Gregory	52,245
505: Meek, Gregory	(2)
506: Meek, Gregory	(71)
507: Meek, Gregory	78,750
508: Meek, Gregory	(272)
Total as at 30 Jun 2022	<u>938,787</u>

Your Tax Components

Tax Free	182,607
Taxable - Taxed	756,180
Taxable - Untaxed	-

Your Preservation Components

Preserved	-
Restricted Non Preserved	-
Unrestricted Non Preserved	938,787

Your Insurance Benefits

	Balance	Insurance	Total Benefit
On Death	938,787	525,000	1,463,787
On TPD	938,787	-	938,787
Salary Cont		-	

Your Beneficiaries

No beneficiary details have been recorded

Riverleigh Superannuation Fund
(ABN: 23 799 263 249)

Member Benefit Statement

Period	Member Account Details
1 July 2021 - 30 June 2022	Residential Address: 1 Undara Avenue BUDDINA, QLD 4575
Member	Date of Birth: 19 June 1953
Number: MEEKG0	Date Joined Fund: 1 September 1992
Mr Gregory Meek	Eligible Service Date: 17 April 1979
Accumulation Account	Tax File Number Held: Yes
Accumulation	Account Start Date: 1 September 1992

Your Account Summary

Withdrawal Benefit as at 1 Jul 2021	15,479
<i>Decreases to your account:</i>	
Lump Sum Cash Payments	15,479
<u>Total Decreases</u>	<u>15,479</u>
Withdrawal Benefit as at 30 Jun 2022	<u><u>-</u></u>

Your Tax Components

Tax Free	0.0000 %	-
Taxable - Taxed		-
Taxable - Untaxed		-

Your Preservation Components

Preserved	-
Restricted Non Preserved	-
Unrestricted Non Preserved	-

Your Insurance Benefits

	Balance	Insurance	Total Benefit
On Death	-	525,000	525,000
On TPD	-	-	-
Salary Cont		-	

Your Beneficiaries

No beneficiary details have been recorded

For Enquiries:

email kerriemeek321@gmail.com
mail Riverleigh Superannuation Fund, 1 Undara Avenue, BUDDINA QLD 4575

Riverleigh Superannuation Fund
(ABN: 23 799 263 249)

Member Benefit Statement

Period	Member Account Details
1 July 2021 - 30 June 2022	Residential Address: 1 Undara Avenue BUDDINA, QLD 4575
Member Number: MEEKG0	Date of Birth: 19 June 1953
Mr Gregory Meek	Date Joined Fund: 1 September 1992
Pension Account	Eligible Service Date: 17 April 1979
501: Meek, Gregory	Tax File Number Held: Yes
	Account Start Date: 1 July 2008

Your Account Summary	
Withdrawal Benefit as at 1 Jul 2021	896,648
<i>Decreases to your account:</i>	
Pension Payments	22,420
Share Of Net Fund Income	64,358
Tax on Net Fund Income	58
<u>Total Decreases</u>	<u>86,836</u>
Withdrawal Benefit as at 30 Jun 2022	<u>809,812</u>

Your Tax Components		
Tax Free	14.9100 %	120,743
Taxable - Taxed		689,069
Taxable - Untaxed		-

Your Preservation Components	
Preserved	-
Restricted Non Preserved	-
Unrestricted Non Preserved	809,812

Your Insurance Benefits

No insurance details have been recorded

Your Beneficiaries

No beneficiary details have been recorded

Riverleigh Superannuation Fund
(ABN: 23 799 263 249)

Member Benefit Statement

Period	Member Account Details
1 July 2021 - 30 June 2022	Residential Address: 1 Undara Avenue BUDDINA, QLD 4575
Member Number: MEEKG0	Date of Birth: 19 June 1953
Mr Gregory Meek	Date Joined Fund: 1 September 1992
Pension Account	Eligible Service Date: 17 April 1979
503: Meek, Gregory	Tax File Number Held: Yes
	Account Start Date: 1 July 2012

Your Account Summary	
Withdrawal Benefit as at 1 Jul 2021	138,961
<i>Decreases to your account:</i>	
Pension Payments	138,961
Share Of Net Fund Income	1,675
Tax on Net Fund Income	2
<u>Total Decreases</u>	<u>140,637</u>
Withdrawal Benefit as at 30 Jun 2022	<u>(1,676)</u>

Your Tax Components		
Tax Free	100.0000 %	(1,676)
Taxable - Taxed		-
Taxable - Untaxed		-

Your Preservation Components	
Preserved	-
Restricted Non Preserved	-
Unrestricted Non Preserved	(1,676)

Your Insurance Benefits
No insurance details have been recorded

Your Beneficiaries
No beneficiary details have been recorded

Riverleigh Superannuation Fund
(ABN: 23 799 263 249)

Member Benefit Statement

Period	Member Account Details
1 July 2021 - 30 June 2022	Residential Address: 1 Undara Avenue BUDDINA, QLD 4575
Member Number: MEEKG0	Date of Birth: 19 June 1953
Mr Gregory Meek	Date Joined Fund: 1 September 1992
Pension Account	Eligible Service Date: 17 April 1979
504: Meek, Gregory	Tax File Number Held: Yes
	Account Start Date: 1 July 2014

Your Account Summary		Your Tax Components	
Withdrawal Benefit as at 1 Jul 2021	57,851	Tax Free	7.9856 % 4,172
<i>Decreases to your account:</i>		Taxable - Taxed	48,073
Pension Payments	1,450	Taxable - Untaxed	-
Share Of Net Fund Income	4,152	Your Preservation Components	
Tax on Net Fund Income	4	Preserved	-
<u>Total Decreases</u>	<u>5,606</u>	Restricted Non Preserved	-
Withdrawal Benefit as at 30 Jun 2022	<u>52,245</u>	Unrestricted Non Preserved	52,245

Your Insurance Benefits

No insurance details have been recorded

Your Beneficiaries

No beneficiary details have been recorded

Riverleigh Superannuation Fund
(ABN: 23 799 263 249)

Member Benefit Statement

Period	Member Account Details
1 July 2021 - 30 June 2022	Residential Address: 1 Undara Avenue BUDDINA, QLD 4575
Member Number: MEEKG0	Date of Birth: 19 June 1953
Mr Gregory Meek	Date Joined Fund: 1 September 1992
Pension Account	Eligible Service Date: 17 April 1979
505: Meek, Gregory	Tax File Number Held: Yes
	Account Start Date: 1 July 2015

Your Account Summary	
Withdrawal Benefit as at 1 Jul 2021	163
<i>Decreases to your account:</i>	
Pension Payments	163
Share Of Net Fund Income	2
<u>Total Decreases</u>	<u>165</u>
Withdrawal Benefit as at 30 Jun 2022	<u>(2)</u>

Your Tax Components	
Tax Free	100.0000 % (2)
Taxable - Taxed	-
Taxable - Untaxed	-
Your Preservation Components	
Preserved	-
Restricted Non Preserved	-
Unrestricted Non Preserved	(2)
Your Insurance Benefits	
No insurance details have been recorded	
Your Beneficiaries	
No beneficiary details have been recorded	

Riverleigh Superannuation Fund
(ABN: 23 799 263 249)

Member Benefit Statement

Period	Member Account Details
1 July 2021 - 30 June 2022	Residential Address: 1 Undara Avenue BUDDINA, QLD 4575
Member Number: MEEKG0	Date of Birth: 19 June 1953
Mr Gregory Meek	Date Joined Fund: 1 September 1992
Pension Account	Eligible Service Date: 17 April 1979
506: Meek, Gregory	Tax File Number Held: Yes
	Account Start Date: 1 July 2018

Your Account Summary	Your Tax Components
Withdrawal Benefit as at 1 Jul 2021 5,859	Tax Free 100.0000 % (71)
<i>Decreases to your account:</i>	Taxable - Taxed -
Pension Payments 5,859	Taxable - Untaxed -
Share Of Net Fund Income 71	Your Preservation Components
Tax on Net Fund Income -	Preserved -
<u>Total Decreases</u> 5,930	Restricted Non Preserved -
Withdrawal Benefit as at 30 Jun 2022 (71)	Unrestricted Non Preserved (71)
	Your Insurance Benefits
	No insurance details have been recorded
	Your Beneficiaries
	No beneficiary details have been recorded

Riverleigh Superannuation Fund
(ABN: 23 799 263 249)

Member Benefit Statement

Period	Member Account Details
1 July 2021 - 30 June 2022	Residential Address: 1 Undara Avenue BUDDINA, QLD 4575
Member Number: MEEKG0	Date of Birth: 19 June 1953
Mr Gregory Meek	Date Joined Fund: 1 September 1992
Pension Account	Eligible Service Date: 17 April 1979
507: Meek, Gregory	Tax File Number Held: Yes
	Account Start Date: 1 July 2019

Your Account Summary		Your Tax Components	
Withdrawal Benefit as at 1 Jul 2021	87,194	Tax Free	75.8257 % 59,713
<i>Decreases to your account:</i>		Taxable - Taxed	19,037
Pension Payments	2,180	Taxable - Untaxed	-
Share Of Net Fund Income	6,258	Your Preservation Components	
Tax on Net Fund Income	6	Preserved	-
<u>Total Decreases</u>	<u>8,444</u>	Restricted Non Preserved	-
Withdrawal Benefit as at 30 Jun 2022	<u>78,750</u>	Unrestricted Non Preserved	78,750

Your Insurance Benefits

No insurance details have been recorded

Your Beneficiaries

No beneficiary details have been recorded

Riverleigh Superannuation Fund
(ABN: 23 799 263 249)

Member Benefit Statement

Period	Member Account Details
1 July 2021 - 30 June 2022	Residential Address: 1 Undara Avenue BUDDINA, QLD 4575
Member Number: MEEKG0	Date of Birth: 19 June 1953
Mr Gregory Meek	Date Joined Fund: 1 September 1992
Pension Account	Eligible Service Date: 17 April 1979
508:Meek, Gregory	Tax File Number Held: Yes
	Account Start Date: 1 July 2020

Your Account Summary	
Withdrawal Benefit as at 1 Jul 2021	22,584
<i>Decreases to your account:</i>	
Pension Payments	22,584
Share Of Net Fund Income	272
Tax on Net Fund Income	-
<u>Total Decreases</u>	<u>22,856</u>
Withdrawal Benefit as at 30 Jun 2022	<u>(272)</u>

Your Tax Components		
Tax Free	100.0000 %	(272)
Taxable - Taxed		-
Taxable - Untaxed		-
Your Preservation Components		
Preserved		-
Restricted Non Preserved		-
Unrestricted Non Preserved		(272)
Your Insurance Benefits		
No insurance details have been recorded		
Your Beneficiaries		
No beneficiary details have been recorded		

Riverleigh Superannuation Fund
(ABN: 23 799 263 249)

Consolidated Member Benefit Totals

Period	Member Account Details
1 July 2021 - 30 June 2022	Residential Address: 1 Undara Avenue BUDDINA, QLD 4575
Member	Date of Birth: 8 May 1957
Number: MEEKK0	Date Joined Fund: 1 July 2000
Mrs Kerrie Meek	Eligible Service Date: 1 July 2000
	Tax File Number Held: Yes

*Note: this report provides a consolidated view of the Member's interests in the SMSF
Refer to the Member Benefit Statements produced for each member account for further details*

Your Accounts

Withdrawal Benefit as at 1 Jul 2021	
502: Meek, Kerrie	217,658
506: Meek, Kerrie	243
507: Meek, Kerrie	112,591
508: Meek, Kerrie	1,296
Total as at 1 Jul 2021	<u>331,789</u>

Withdrawal Benefit as at 30 Jun 2022	
502: Meek, Kerrie	112,433
506: Meek, Kerrie	(3)
507: Meek, Kerrie	102,218
508: Meek, Kerrie	1,173
Total as at 30 Jun 2022	<u>215,821</u>

Your Tax Components

Tax Free	105,129
Taxable - Taxed	110,692
Taxable - Untaxed	-

Your Preservation Components

Preserved	-
Restricted Non Preserved	-
Unrestricted Non Preserved	215,821

Your Insurance Benefits

No insurance details have been recorded

Your Beneficiaries

No beneficiary details have been recorded

Riverleigh Superannuation Fund
(ABN: 23 799 263 249)

Member Benefit Statement

Period	Member Account Details
1 July 2021 - 30 June 2022	Residential Address: 1 Undara Avenue BUDDINA, QLD 4575
Member Number: MEEKK0	Date of Birth: 8 May 1957
Mrs Kerrie Meek	Date Joined Fund: 1 July 2000
Pension Account	Eligible Service Date: 1 July 2000
502: Meek, Kerrie	Tax File Number Held: Yes
	Account Start Date: 1 July 2014

Your Account Summary	
Withdrawal Benefit as at 1 Jul 2021	217,658
<i>Decreases to your account:</i>	
Pension Payments	94,667
Share Of Net Fund Income	10,548
Tax on Net Fund Income	10
<u>Total Decreases</u>	<u>105,225</u>
Withdrawal Benefit as at 30 Jun 2022	<u>112,433</u>

Your Tax Components		
Tax Free	1.5490 %	1,742
Taxable - Taxed		110,692
Taxable - Untaxed		-

Your Preservation Components	
Preserved	-
Restricted Non Preserved	-
Unrestricted Non Preserved	112,433

Your Insurance Benefits
No insurance details have been recorded

Your Beneficiaries
No beneficiary details have been recorded

Riverleigh Superannuation Fund
(ABN: 23 799 263 249)

Member Benefit Statement

Period	Member Account Details
1 July 2021 - 30 June 2022	Residential Address: 1 Undara Avenue BUDDINA, QLD 4575
Member Number: MEEKK0	Date of Birth: 8 May 1957
Mrs Kerrie Meek	Date Joined Fund: 1 July 2000
Pension Account	Eligible Service Date: 1 July 2000
506: Meek, Kerrie	Tax File Number Held: Yes
	Account Start Date: 1 July 2015

Your Account Summary	
Withdrawal Benefit as at 1 Jul 2021	243
<i>Decreases to your account:</i>	
Pension Payments	243
Share Of Net Fund Income	3
<u>Total Decreases</u>	<u>246</u>
Withdrawal Benefit as at 30 Jun 2022	<u>(3)</u>

Your Tax Components	
Tax Free	100.0000 % (3)
Taxable - Taxed	-
Taxable - Untaxed	-
Your Preservation Components	
Preserved	-
Restricted Non Preserved	-
Unrestricted Non Preserved	(3)
Your Insurance Benefits	
No insurance details have been recorded	
Your Beneficiaries	
No beneficiary details have been recorded	

Riverleigh Superannuation Fund
(ABN: 23 799 263 249)

Member Benefit Statement

Period	Member Account Details
1 July 2021 - 30 June 2022	Residential Address: 1 Undara Avenue BUDDINA, QLD 4575
Member Number: MEEKK0	Date of Birth: 8 May 1957
Mrs Kerrie Meek	Date Joined Fund: 1 July 2000
Pension Account	Eligible Service Date: 1 July 2000
507: Meek, Kerrie	Tax File Number Held: Yes
	Account Start Date: 1 July 2019

Your Account Summary	
Withdrawal Benefit as at 1 Jul 2021	112,591
<i>Decreases to your account:</i>	
Pension Payments	2,250
Share Of Net Fund Income	8,116
Tax on Net Fund Income	7
<u>Total Decreases</u>	<u>10,373</u>
Withdrawal Benefit as at 30 Jun 2022	<u>102,218</u>

Your Tax Components		
Tax Free	100.0000 %	102,218
Taxable - Taxed		-
Taxable - Untaxed		-
Your Preservation Components		
Preserved		-
Restricted Non Preserved		-
Unrestricted Non Preserved		102,218
Your Insurance Benefits		
No insurance details have been recorded		
Your Beneficiaries		
No beneficiary details have been recorded		

Riverleigh Superannuation Fund
(ABN: 23 799 263 249)

Member Benefit Statement

Period	Member Account Details
1 July 2021 - 30 June 2022	Residential Address: 1 Undara Avenue BUDDINA, QLD 4575
Member Number: MEEKK0	Date of Birth: 8 May 1957
Mrs Kerrie Meek	Date Joined Fund: 1 July 2000
Pension Account	Eligible Service Date: 1 July 2000
508: Meek, Kerrie	Tax File Number Held: Yes
	Account Start Date: 1 July 2020

Your Account Summary		Your Tax Components	
Withdrawal Benefit as at 1 Jul 2021	1,296	Tax Free	100.0000 % 1,173
<i>Decreases to your account:</i>		Taxable - Taxed	-
Pension Payments	30	Taxable - Untaxed	-
Share Of Net Fund Income	93	Your Preservation Components	
Tax on Net Fund Income	-	Preserved	-
<u>Total Decreases</u>	<u>123</u>	Restricted Non Preserved	-
Withdrawal Benefit as at 30 Jun 2022	<u>1,173</u>	Unrestricted Non Preserved	1,173
		Your Insurance Benefits	
		No insurance details have been recorded	
		Your Beneficiaries	
		No beneficiary details have been recorded	

Self-managed superannuation fund annual return **2022**

Who should complete this annual return?

Only self-managed superannuation funds (SMSFs) can complete this annual return. All other funds must complete the *Fund income tax return 2022* (NAT 71287).

- ! The *Self-managed superannuation fund annual return instructions 2022* (NAT 71606) (the instructions) can assist you to complete this annual return.
- The SMSF annual return cannot be used to notify us of a change in fund membership. You must update fund details via ABR.gov.au or complete the Change of details for superannuation entities form (NAT 3036).

To complete this annual return

- Print clearly, using a BLACK pen only.
- Use BLOCK LETTERS and print one character per box.

S M I T H S T

- Place X in ALL applicable boxes.

➤ Postal address for annual returns:

Australian Taxation Office
GPO Box 9845
[insert the name and postcode
of your capital city]

For example;

Australian Taxation Office
GPO Box 9845
SYDNEY NSW 2001

Section A: Fund information

1 **Tax file number (TFN)**

➤ To assist processing, write the fund's TFN at the top of pages 3, 5, 7 and 9.

- ! The ATO is authorised by law to request your TFN. You are not obliged to quote your TFN but not quoting it could increase the chance of delay or error in processing your annual return. See the Privacy note in the Declaration.

2 **Name of self-managed superannuation fund (SMSF)**

Riverleigh Superannuation Fund

3 **Australian business number (ABN)** (if applicable)

4 **Current postal address**

1 Undara Avenue

Suburb/town

BUDDINA

State/territory

QLD

Postcode

4575

5 **Annual return status**

Is this an amendment to the SMSF's 2022 return?

A No Yes

Is this the first required return for a newly registered SMSF?

B No Yes

Fund's tax file number (TFN) *****

6 SMSF auditor

Auditor's name

Title: MR

Family name

Grounds

First given name

Other given names

John

SMSF Auditor Number

100016653

Auditor's phone number

04

19679491

Postal address

44 Ferguson Road

Suburb/town

Wavell Heights

State/territory

QLD

Postcode

4012

Date audit was completed

A

Day Month Year

Was Part A of the audit report qualified?

B No Yes

Was Part B of the audit report qualified?

C No Yes

If Part B of the audit report was qualified, have the reported issues been rectified?

D No Yes **7 Electronic funds transfer (EFT)**

We need your self-managed super fund's financial institution details to pay any super payments and tax refunds owing to you.

A Fund's financial institution account details

This account is used for super contributions and rollovers. Do not provide a tax agent account here.

Fund BSB number 484799

Fund account number 31602900

Fund account name

Enormous Expectation Pty Ltd ATF Riverleigh Superannuation Fund

I would like my tax refunds made to this account. Go to C.**B Financial institution account details for tax refunds**

This account is used for tax refunds. You can provide a tax agent account here.

BSB number

Account number

Account name

C Electronic service address alias

Provide the electronic service address alias (ESA) issued by your SMSF messaging provider. (For example, SMSFdataESAAlias). See instructions for more information.

smsfdataflow

Fund's tax file number (TFN)

- 8 Status of SMSF** Australian superannuation fund **A** No Yes Fund benefit structure **B** Code
- Does the fund trust deed allow acceptance of the Government's Super Co-contribution and Low Income Super Amounts? **C** No Yes

9 Was the fund wound up during the income year?

No Yes If yes, provide the date on which the fund was wound up Have all tax lodgment and payment obligations been met? No Yes

10 Exempt current pension income

Did the fund pay retirement phase superannuation income stream benefits to one or more members in the income year?

To claim a tax exemption for current pension income, you must pay at least the minimum benefit payment under the law. Record exempt current pension income at Label **A**.

No Go to Section B: Income.

Yes Exempt current pension income amount **A** \$ -00

Which method did you use to calculate your exempt current pension income?

Segregated assets method **B**

Unsegregated assets method **C** Was an actuarial certificate obtained? **D** Yes

Did the fund have any other income that was assessable?

E Yes Go to Section B: Income.

No Choosing 'No' means that you do not have any assessable income, including no-TFN quoted contributions. Go to Section C: Deductions and non-deductible expenses. (Do **not** complete Section B: Income.)

If you are entitled to claim any tax offsets, you can list these at Section D: Income tax calculation statement.

Section B: Income

Do not complete this section if all superannuation interests in the SMSF were supporting superannuation income streams in the retirement phase for the **entire year**, there was **no** other income that was assessable, and you **have not** realised a deferred notional gain. If you are entitled to claim any tax offsets, you can record these at Section D: Income tax calculation statement.

11 Income

Did you have a capital gains tax (CGT) event during the year? **G** No Yes

If the total capital loss or total capital gain is greater than \$10,000 or you elected to use the transitional CGT relief in 2017 and the deferred notional gain has been realised, complete and attach a *Capital gains tax (CGT) schedule 2022*.

Have you applied an exemption or rollover? **M** No Yes

Code

Net capital gain **A** \$ -00

Gross rent and other leasing and hiring income **B** \$ -00

Gross interest **C** \$ -00

Forestry managed investment scheme income **X** \$ -00

Gross foreign income	D1 \$ <input type="text"/> -00	Net foreign income	D \$ <input type="text"/> -00	Loss <input type="checkbox"/>
----------------------	---------------------------------------	--------------------	--------------------------------------	-------------------------------

Australian franking credits from a New Zealand company **E** \$ -00

Transfers from foreign funds **F** \$ -00

Number

Gross payments where ABN not quoted **H** \$ -00

Gross distribution from partnerships **I** \$ -00

Loss

*Unfranked dividend amount **J** \$ -00

*Franked dividend amount **K** \$ -00

*Dividend franking credit **L** \$ -00

*Gross trust distributions **M** \$ -00

Code

Calculation of assessable contributions	
Assessable employer contributions	R1 \$ <input type="text"/> -00
plus Assessable personal contributions	R2 \$ <input type="text"/> -00
plus **No-TFN-quoted contributions	R3 \$ <input type="text"/> 0-00 <small>(an amount must be included even if it is zero)</small>
less Transfer of liability to life insurance company or PST	R6 \$ <input type="text"/> -00

Assessable contributions (R1 plus R2 plus R3 less R6)	R \$ <input type="text"/> -00
-----------------------------------------------------------------------------------------------	--------------------------------------

Calculation of non-arm's length income	
*Net non-arm's length private company dividends	U1 \$ <input type="text"/> -00
plus *Net non-arm's length trust distributions	U2 \$ <input type="text"/> -00
plus *Net other non-arm's length income	U3 \$ <input type="text"/> -00

*Other income **S** \$ -00

*Assessable income due to changed tax status of fund **T** \$ -00

Net non-arm's length income
(subject to 45% tax rate)
(**U1** plus **U2** plus **U3**) **U** \$ -00

Code

#This is a mandatory label.
*If an amount is entered at this label, check the instructions to ensure the correct tax treatment has been applied.

GROSS INCOME (Sum of labels A to U)	W \$ <input type="text"/> -00	Loss <input type="checkbox"/>
--------------------------------------------------------------	--------------------------------------	-------------------------------

Exempt current pension income **Y** \$ -00

TOTAL ASSESSABLE INCOME (W less Y)	V \$ <input type="text"/> -00	Loss <input type="checkbox"/>
-----------------------------------------------------------	--------------------------------------	-------------------------------

Fund's tax file number (TFN)

Section C: Deductions and non-deductible expenses

12 Deductions and non-deductible expenses

Under 'Deductions' list all expenses and allowances you are entitled to claim a deduction for. Under 'Non-deductible expenses', list all other expenses or normally allowable deductions that you cannot claim as a deduction (for example, all expenses related to exempt current pension income should be recorded in the 'Non-deductible expenses' column).

	DEDUCTIONS		NON-DEDUCTIBLE EXPENSES	
Interest expenses within Australia	A1	\$ <input type="text" value="0"/> -00	A2	\$ <input type="text" value="0"/> -00
Interest expenses overseas	B1	\$ <input type="text" value="0"/> -00	B2	\$ <input type="text" value="0"/> -00
Capital works expenditure	D1	\$ <input type="text" value="0"/> -00	D2	\$ <input type="text" value="0"/> -00
Decline in value of depreciating assets	E1	\$ <input type="text" value="0"/> -00	E2	\$ <input type="text" value="33"/> -00
Insurance premiums – members	F1	\$ <input type="text" value="0"/> -00	F2	\$ <input type="text" value="0"/> -00
SMSF auditor fee	H1	\$ <input type="text" value="0"/> -00	H2	\$ <input type="text" value="660"/> -00
Investment expenses	I1	\$ <input type="text" value="0"/> -00	I2	\$ <input type="text" value="2108"/> -00
Management and administration expenses	J1	\$ <input type="text" value="0"/> -00	J2	\$ <input type="text" value="3840"/> -00
Forestry managed investment scheme expense	U1	\$ <input type="text" value="0"/> -00	U2	\$ <input type="text" value="0"/> -00
Other amounts	L1	\$ <input type="text" value="0"/> -00	L2	\$ <input type="text" value="470"/> -00
			Code <input type="text" value=""/>	Code <input type="text" value=""/>
Tax losses deducted	M1	\$ <input type="text" value="0"/> -00		

TOTAL DEDUCTIONS
N \$ -00
 (Total **A1** to **M1**)

TOTAL NON-DEDUCTIBLE EXPENSES
Y \$ -00
 (Total **A2** to **L2**)

#TAXABLE INCOME OR LOSS
O \$ -00 Loss
 (TOTAL ASSESSABLE INCOME less TOTAL DEDUCTIONS)

TOTAL SMSF EXPENSES
Z \$ -00
 (N plus Y)

#This is a mandatory label.

Fund's tax file number (TFN) *****

Section D: Income tax calculation statement**#Important:**

Section B label **R3**, Section C label **O** and Section D labels **A, T1, J, T5** and **I** are mandatory. If you leave these labels blank, you will have specified a zero amount.

13 Calculation statement

Please refer to the *Self-managed superannuation fund annual return instructions 2022* on how to complete the calculation statement.

#Taxable income **A** \$ -00*(an amount must be included even if it is zero)*#Tax on taxable income **T1** \$ *(an amount must be included even if it is zero)*#Tax on no-TFN-quoted contributions **J** \$ *(an amount must be included even if it is zero)*Gross tax **B** \$ *(T1 plus J)*

Foreign income tax offset

C1 \$

Rebates and tax offsets

C2 \$

Non-refundable non-carry forward tax offsets

C \$ *(C1 plus C2)*

SUBTOTAL 1

T2 \$ *(B less C – cannot be less than zero)*

Early stage venture capital limited partnership tax offset

D1 \$

Early stage venture capital limited partnership tax offset carried forward from previous year

D2 \$

Early stage investor tax offset

D3 \$

Early stage investor tax offset carried forward from previous year

D4 \$

Non-refundable carry forward tax offsets

D \$ *(D1 plus D2 plus D3 plus D4)*

SUBTOTAL 2

T3 \$ *(T2 less D – cannot be less than zero)*

Complying fund's franking credits tax offset

E1 \$

No-TFN tax offset

E2 \$

National rental affordability scheme tax offset

E3 \$

Exploration credit tax offset

E4 \$

Refundable tax offsets

E \$ *(E1 plus E2 plus E3 plus E4)*#TAX PAYABLE **T5** \$ *(T3 less E – cannot be less than zero)*

Section 102AAM interest charge

G \$

Fund's tax file number (TFN)

Credit for interest on early payments – amount of interest	H1 \$ <input type="text"/>
Credit for tax withheld – foreign resident withholding (excluding capital gains)	H2 \$ <input type="text" value="0"/>
Credit for tax withheld – where ABN or TFN not quoted (non-individual)	H3 \$ <input type="text" value="179"/>
Credit for TFN amounts withheld from payments from closely held trusts	H5 \$ <input type="text"/>
Credit for interest on no-TFN tax offset	H6 \$ <input type="text"/>
Credit for foreign resident capital gains withholding amounts	H8 \$ <input type="text"/>
Eligible credits	
	H \$ <input type="text" value="179"/>
	<i>(H1 plus H2 plus H3 plus H5 plus H6 plus H8)</i>

#Tax offset refunds (Remainder of refundable tax offsets)	I \$ <input type="text" value="7541.84"/>
	<i>(unused amount from label E – an amount must be included even if it is zero)</i>

PAYG instalments raised

K \$

Supervisory levy

L \$

Supervisory levy adjustment for wound up funds

M \$

Supervisory levy adjustment for new funds

N \$

AMOUNT DUE OR REFUNDABLE A positive amount at S is what you owe, while a negative amount is refundable to you.	S \$ <input type="text" value="-7461.84"/>
	<i>(T5 plus G less H less I less K plus L less M plus N)</i>

#This is a mandatory label.

Section E: Losses

14 Losses

! If total loss is greater than \$100,000, complete and attach a *Losses schedule 2022*.

Tax losses carried forward to later income years	U \$ <input type="text" value="0"/>	00
Net capital losses carried forward to later income years	V \$ <input type="text" value="24290"/>	00

Fund's tax file number (TFN) *****

Section F: Member information

MEMBER 1

Title:

Family name

First given name

Other given names

Member's TFN

See the Privacy note in the Declaration.

Date of birth (Day Month Year)

Contributions

OPENING ACCOUNT BALANCE \$

! Refer to instructions for completing these labels.

Employer contributions

A \$

ABN of principal employer

A1

Personal contributions

B \$

CGT small business retirement exemption

C \$

CGT small business 15-year exemption amount

D \$

Personal injury election

E \$

Spouse and child contributions

F \$

Other third party contributions

G \$

Proceeds from primary residence disposal

H \$

Receipt date (Day Month Year)
H1

Assessable foreign superannuation fund amount

I \$

Non-assessable foreign superannuation fund amount

J \$

Transfer from reserve: assessable amount

K \$

Transfer from reserve: non-assessable amount

L \$

Contributions from non-complying funds and previously non-complying funds

T \$

Any other contributions (including Super Co-contributions and Low Income Super Amounts)

M \$

TOTAL CONTRIBUTIONS N \$

(Sum of labels **A** to **M**)

Other transactions

Allocated earnings or losses **O** \$ Loss

Accumulation phase account balance **S1** \$

Inward rollovers and transfers **P** \$

Retirement phase account balance - Non CDBIS **S2** \$

Outward rollovers and transfers **Q** \$

Retirement phase account balance - CDBIS **S3** \$

Lump Sum payments **R1** \$ Code

Income stream payments **R2** \$ Code

TRIS Count

CLOSING ACCOUNT BALANCE S \$

(**S1** plus **S2** plus **S3**)

Accumulation phase value **X1** \$

Retirement phase value **X2** \$

Outstanding limited recourse borrowing arrangement amount **Y** \$

Fund's tax file number (TFN) *****

MEMBER 2

Title: MRS

Family name

Meek

First given name

Kerrie

Other given names

Member's TFN

See the Privacy note in the Declaration. *****

Date of birth 08/05/1957

Contributions

OPENING ACCOUNT BALANCE \$ 331788.79

Refer to instructions for completing these labels.

Proceeds from primary residence disposal H \$ 0

Receipt date H1

Assessable foreign superannuation fund amount I \$ 0

Non-assessable foreign superannuation fund amount J \$ 0

Transfer from reserve: assessable amount K \$ 0

Transfer from reserve: non-assessable amount L \$ 0

Contributions from non-complying funds and previously non-complying funds T \$ 0

Any other contributions (including Super Co-contributions and Low Income Super Amounts) M \$ 0

Employer contributions A \$ 0

ABN of principal employer A1

Personal contributions B \$ 0

CGT small business retirement exemption C \$ 0

CGT small business 15-year exemption amount D \$ 0

Personal injury election E \$ 0

Spouse and child contributions F \$ 0

Other third party contributions G \$ 0

TOTAL CONTRIBUTIONS N \$ 0 (Sum of labels A to M)

Other transactions

Allocated earnings or losses O \$ 18776.88

Loss L

Accumulation phase account balance S1 \$ 0

Inward rollovers and transfers P \$ 0

Retirement phase account balance - Non CDBIS S2 \$ 215821.29

Outward rollovers and transfers Q \$ 0

Retirement phase account balance - CDBIS S3 \$ 0

Lump Sum payments R1 \$

Income stream payments R2 \$ 97190.62

Code

Code M

0 TRIS Count

CLOSING ACCOUNT BALANCE S \$ 215821.29 (S1 plus S2 plus S3)

Accumulation phase value X1 \$

Retirement phase value X2 \$

Outstanding limited recourse borrowing arrangement amount Y \$

Fund's tax file number (TFN)

Section H: Assets and liabilities

15 ASSETS

15a Australian managed investments

Listed trusts	A	\$ <input type="text" value="85877"/>	00
Unlisted trusts	B	\$ <input type="text" value="0"/>	00
Insurance policy	C	\$ <input type="text" value="0"/>	00
Other managed investments	D	\$ <input type="text" value="0"/>	00

15b Australian direct investments

Cash and term deposits		E	\$ <input type="text" value="643739"/>	00
Debt securities		F	\$ <input type="text" value="0"/>	00
Loans		G	\$ <input type="text" value="0"/>	00
Listed shares		H	\$ <input type="text" value="417852"/>	00
Unlisted shares		I	\$ <input type="text" value="0"/>	00
Limited recourse borrowing arrangements		J	\$ <input type="text" value="0"/>	00

Limited recourse borrowing arrangements

Australian residential real property

J1 \$ **00**

Australian non-residential real property

J2 \$ **00**

Overseas real property

J3 \$ **00**

Australian shares

J4 \$ **00**

Overseas shares

J5 \$ **00**

Other

J6 \$ **00**

Property count

J7

Non-residential real property	K	\$ <input type="text" value="0"/>	00
Residential real property	L	\$ <input type="text" value="0"/>	00
Collectables and personal use assets	M	\$ <input type="text" value="0"/>	00
Other assets	O	\$ <input type="text" value="9469"/>	00

15c Other investments

Crypto-Currency	N	\$ <input type="text" value="0"/>	00
-----------------	----------	-----------------------------------	-----------

15d Overseas direct investments

Overseas shares	P	\$ <input type="text" value="2"/>	00
Overseas non-residential real property	Q	\$ <input type="text" value="0"/>	00
Overseas residential real property	R	\$ <input type="text" value="0"/>	00
Overseas managed investments	S	\$ <input type="text" value="0"/>	00
Other overseas assets	T	\$ <input type="text" value="0"/>	00

TOTAL AUSTRALIAN AND OVERSEAS ASSETS	U	\$ <input type="text" value="1156939"/>	00
(Sum of labels A to T)			

15e In-house assets

Did the fund have a loan to, lease to or investment in, related parties (known as in-house assets) at the end of the income year?

A No Yes \$ **00**

Fund's tax file number (TFN)

15f Limited recourse borrowing arrangements

If the fund had an LRBA were the LRBA borrowings from a licensed financial institution? **A** No Yes

Did the members or related parties of the fund use personal guarantees or other security for the LRBA? **B** No Yes

16 LIABILITIES

Borrowings for limited recourse borrowing arrangements	V1 \$ <input type="text"/>	-00		
Permissible temporary borrowings	V2 \$ <input type="text"/>	-00		
Other borrowings	V3 \$ <input type="text"/>	-00	Borrowings	V \$ <input type="text" value="0"/> -00
Total member closing account balances (total of all CLOSING ACCOUNT BALANCES from Sections F and G)			W \$	<input type="text" value="1154607"/> -00
Reserve accounts			X \$	<input type="text" value="0"/> -00
Other liabilities			Y \$	<input type="text" value="2332"/> -00
TOTAL LIABILITIES			Z \$	<input type="text" value="1156939"/> -00

Section I: Taxation of financial arrangements

17 Taxation of financial arrangements (TOFA)

Total TOFA gains **H** \$ -00

Total TOFA losses **I** \$ -00

Section J: Other information

Family trust election status

If the trust or fund has made, or is making, a family trust election, write the four-digit **income year specified** of the election (for example, for the 2021–22 income year, write **2022**). **A**

If revoking or varying a family trust election, print **R** for revoke or print **V** for variation, and complete and attach the *Family trust election, revocation or variation 2022*. **B**

Interposed entity election status

If the trust or fund has an existing election, write the earliest income year specified. If the trust or fund is making one or more elections this year, write the earliest income year being specified and complete an *Interposed entity election or revocation 2022* for each election.

If revoking an interposed entity election, print **R**, and complete and attach the *Interposed entity election or revocation 2022*. **D**

Fund's tax file number (TFN) *****

Section K: **Declarations**

Penalties may be imposed for false or misleading information in addition to penalties relating to any tax shortfalls.

Important

Before making this declaration check to ensure that all income has been disclosed and the annual return, all attached schedules and any additional documents are true and correct in every detail. If you leave labels blank, you will have specified a zero amount or the label was not applicable to you. If you are in doubt about any aspect of the annual return, place all the facts before the ATO.

Privacy


The ATO is authorised by the *Taxation Administration Act 1953* to request the provision of tax file numbers (TFNs). We will use the TFN to identify the entity in our records. It is not an offence not to provide the TFN. However if you do not provide the TFN, the processing of this form may be delayed.

Taxation law authorises the ATO to collect information and disclose it to other government agencies. For information about your privacy go to ato.gov.au/privacy

TRUSTEES OR DIRECTOR'S DECLARATION:

I declare that, the current trustees and directors have authorised this annual return and it is documented as such in the SMSF's records. I have received a copy of the audit report and are aware of any matters raised therein. The information on this annual return, including any attached schedules and additional documentation is true and correct.

Authorised trustee's, director's or public officer's signature



Date ^{Day} 17 / ^{Month} 4 / ^{Year} 2023

Preferred trustee or director contact details:

Title: MRS

Family name

Meek

First given name

Kerrie

Other given names

Phone number

07

32220200

Email address

kerriemeek321@gmail.com

Non-individual trustee name (if applicable)

Enormous Expectation Pty Ltd

ABN of non-individual trustee

Time taken to prepare and complete this annual return


Hrs

The Commissioner of Taxation, as Registrar of the Australian Business Register, may use the ABN and business details which you provide on this annual return to maintain the integrity of the register. For further information, refer to the instructions.

TAX AGENT'S DECLARATION:

I declare that the *Self-managed superannuation fund annual return 2022* has been prepared in accordance with information provided by the trustees, that the trustees have given me a declaration stating that the information provided to me is true and correct, and that the trustees have authorised me to lodge this annual return.

Tax agent's signature



Date ^{Day} / ^{Month} / ^{Year}

Tax agent's contact details

Title: MR

Family name

Eagles

First given name

Dennis

Other given names

Tax agent's practice

Grant Thornton Australia Limited

Tax agent's phone number

07 32220200

Reference number

AC-014369

Tax agent number

22156024

Capital gains tax (CGT) schedule **2022**

When completing this form

- Print clearly, using a black or dark blue pen only.
- Use BLOCK LETTERS and print one character in each box.

S M I T H S T

- Do not use correction fluid or covering stickers.
- Sign next to any corrections with your **full signature** (not initials).

- Use in conjunction with company, trust, fund income tax return or the self-managed superannuation fund annual return.
- Refer to the *Guide to capital gains tax 2022* available on our website at ato.gov.au for instructions on how to complete this schedule.

Tax file number (TFN) *****

- ! We are authorised by law to request your TFN. You do not have to quote your TFN. However, if you don't it could increase the chance of delay or error in processing your form.

Australian business number (ABN) 23799263249

Taxpayer's name

Riverleigh Superannuation Fund

1 Current year capital gains and capital losses

	Capital gain		Capital loss	
Shares in companies listed on an Australian securities exchange	A \$	-00	K \$	-00
Other shares	B \$	-00	L \$	-00
Units in unit trusts listed on an Australian securities exchange	C \$	-00	M \$	-00
Other units	D \$	-00	N \$	-00
Real estate situated in Australia	E \$	-00	O \$	-00
Other real estate	F \$	-00	P \$	-00
Amount of capital gains from a trust (including a managed fund)	G \$	-00		
Collectables	H \$	-00	Q \$	-00
Other CGT assets and any other CGT events	I \$	-00	R \$	-00
Amount of capital gain previously deferred under transitional CGT relief for superannuation funds	S \$	-00		
Total current year capital gains	J \$	-00		

Add the amounts at labels **K** to **R** and write the total in item 2 label **A – Total current year capital losses**.

Fund's tax file number (TFN) *****

2 Capital lossesTotal current year capital losses **A** \$ -00Total current year capital losses applied **B** \$ -00Total prior year net capital losses applied **C** \$ -00Total capital losses transferred in applied
(only for transfers involving a foreign bank branch or
permanent establishment of a foreign financial entity) **D** \$ -00Total capital losses applied **E** \$ -00Add amounts at **B**, **C** and **D**.**3 Unapplied net capital losses carried forward**Net capital losses from collectables carried forward to later income years **A** \$ -00Other net capital losses carried forward to later income years **B** \$ -00Add amounts at **A** and **B** and transfer the total
to label **V – Net capital losses carried forward
to later income years** on your tax return.**4 CGT discount**Total CGT discount applied **A** \$ -00**5 CGT concessions for small business**Small business active asset reduction **A** \$ -00Small business retirement exemption **B** \$ -00Small business rollover **C** \$ -00Total small business concessions applied **D** \$ -00**6 Net capital gain**Net capital gain **A** \$ -00**1J less 2E less 4A less 5D** (cannot be less than
zero). Transfer the amount at **A** to label **A – Net
capital gain** on your tax return.

7 Earnout arrangements

Are you a party to an earnout arrangement? **A** Yes, as a buyer Yes, as a seller No
 (Print in the appropriate box.)

! If you are a party to more than one earnout arrangement, copy and attach a separate sheet to this schedule providing the details requested here for each additional earnout arrangement.

How many years does the earnout arrangement run for? **B**

What year of that arrangement are you in? **C**

If you are the seller, what is the total estimated capital proceeds from the earnout arrangement? **D** \$ -00

Amount of any capital gain or loss you made under your non-qualifying arrangement in the income year. **E** \$ -00 / ^{LOSS}

! **Request for amendment**

If you received or provided a financial benefit under a look-through earnout right created in an earlier income year and you wish to seek an amendment to that earlier income year, complete the following:

Income year earnout right created **F**

Amended net capital gain or capital losses carried forward **G** \$ -00 / ^{LOSS}

8 Other CGT information required (if applicable)

Small business 15 year exemption – exempt capital gains **A** \$ -00 / ^{CODE}

Capital gains disregarded by a foreign resident **B** \$ -00

Capital gains disregarded as a result of a scrip for scrip rollover **C** \$ -00

Capital gains disregarded as a result of an inter-company asset rollover **D** \$ -00

Capital gains disregarded by a demerging entity **E** \$ -00

2022**Losses schedule**

Companies and trusts that do not join consolidated groups should complete and attach this schedule to their 2022 tax return.

Superannuation funds should complete and attach this schedule to their 2022 tax return.

Print neatly in BLOCK LETTERS with a black or blue ballpoint pen only. Print one letter or number in each box. Do not use correction fluid or tape.

Place *X* in all applicable boxes.

Refer to *Losses schedule instructions 2022*, available on our website ato.gov.au for instructions on how to complete this schedule.

Tax file number (TFN)

Name of entity

Riverleigh Superannuation Fund

Australian business number

23799263249

Part A – Losses carried forward to the 2022–23 income year – excludes film losses

1 Tax losses carried forward to later income years

Year of loss		
2021–22	B	<input type="text"/> ·00
2020–21	C	<input type="text"/> ·00
2019–20	D	<input type="text"/> ·00
2018–19	E	<input type="text"/> ·00
2017–18	F	<input type="text"/> ·00
2016–17 and earlier income years	G	<input type="text"/> ·00
Total	U	<input type="text"/> 0 ·00

Transfer the amount at **U** to the **Tax losses carried forward to later income years** label on your tax return.

2 Net capital losses carried forward to later income years

Year of loss		
2021–22	H	<input type="text"/> ·00
2020–21	I	<input type="text"/> 2596 ·00
2019–20	J	<input type="text"/> 15789 ·00
2018–19	K	<input type="text"/> ·00
2017–18	L	<input type="text"/> 5905 ·00
2016–17 and earlier income years	M	<input type="text"/> ·00
Total	V	<input type="text"/> 24290 ·00

Transfer the amount at **V** to the **Net capital losses carried forward to later income years** label on your tax return.

Part B – Ownership and business continuity test – company and listed widely held trust only

Complete item **3** of **Part B** if a loss is being carried forward to later income years and the business continuity test has to be satisfied in relation to that loss.

Do not complete items **1** or **2** of **Part B** if, in the 2021–22 income year, no loss has been claimed as a deduction, applied against a net capital gain or, in the case of companies, losses have not been transferred in or out.

1 Whether continuity of majority ownership test passed

Note: If the entity has deducted, applied, transferred in or transferred out (as applicable) in the 2021–22 income year loss incurred in any of the listed years, print **X** in the **Yes** or **No** box to indicate whether the entity has satisfied the continuity of majority ownership test in respect of that loss.

Year of loss		Yes	No
2021–22	A	<input type="checkbox"/>	<input type="checkbox"/>
2020–21	B	<input type="checkbox"/>	<input type="checkbox"/>
2019–20	C	<input type="checkbox"/>	<input type="checkbox"/>
2018–19	D	<input type="checkbox"/>	<input type="checkbox"/>
2017–18	E	<input type="checkbox"/>	<input type="checkbox"/>
2016–17 and earlier income years	F	<input type="checkbox"/>	<input type="checkbox"/>

2 Amount of losses deducted/applied for which the continuity of majority ownership test is not passed but the business continuity test is satisfied – excludes film lossesTax losses **G** .00Net capital losses **H** .00**3 Losses carried forward for which the business continuity test must be satisfied before they can be deducted/applied in later years** – excludes film lossesTax losses **I** .00Net capital losses **J** .00**4 Do current year loss provisions apply?**

Is the company required to calculate its taxable income or tax loss for the year under Subdivision 165-B or its net capital gain or net capital loss for the year under Subdivision 165-CB of the *Income Tax Assessment Act 1997* (ITAA 1997)?

K Yes No **Part C – Unrealised losses** – company only

Note: These questions relate to the operation of Subdivision 165-CC of ITAA 1997.

Has a changeover time occurred in relation to the company after 1.00pm by legal time in the Australian Capital Territory on 11 November 1999?

L Yes No

If you printed **X** in the **No** box at **L**, do not complete **M**, **N** or **O**.

At the changeover time did the company satisfy the maximum net asset value test under section 152-15 of ITAA 1997?

M Yes No

If you printed **X** in the **No** box at **M**, has the company determined it had an unrealised net loss at the changeover time?

N Yes No

If you printed **X** in the **Yes** box at **N**, what was the amount of unrealised net loss calculated under section 165-115E of ITAA 1997?

O .00

Fund's tax file number (TFN) **Part D – Life insurance companies**Complying superannuation class tax losses carried forward to later income years **P** -00Complying superannuation net capital losses carried forward to later income years **Q** -00**Part E – Controlled foreign company losses**Current year CFC losses **M** -00CFC losses deducted **N** -00CFC losses carried forward **O** -00**Part F – Tax losses reconciliation statement**Balance of tax losses brought forward from the prior income year **A** -00**ADD** Uplift of tax losses of designated infrastructure project entities **B** -00**SUBTRACT** Net forgiven amount of debt **C** -00**ADD** Tax loss incurred (if any) during current year **D** -00**ADD** Tax loss amount from conversion of excess franking offsets **E** -00**SUBTRACT** Net exempt income **F** -00**SUBTRACT** Tax losses forgone **G** -00**SUBTRACT** Tax losses deducted **H** -00**SUBTRACT** Tax losses transferred out under Subdivision 170-A
(only for transfers involving a foreign bank branch or a PE of a foreign financial entity) **I** -00Total tax losses carried forward to later income years **J** -00Transfer the amount at **J** to the **Tax losses carried forward to later income years** label on your tax return.

Electronic lodgment declaration (Form MS)

(for self-managed superannuation funds)

Part A: Taxpayer's declaration

This declaration is to be completed where the tax return is to be lodged via an approved ATO electronic channel. It is the responsibility of the taxpayer to retain this declaration for a period of five years after the declaration is made, penalties may apply for failure to do so.

Privacy

The ATO is authorised by the *Taxation Administration Act 1953* to request the provision of tax file numbers (TFNs). The ATO will use the TFNs to identify each partner or beneficiary or entity in our records. It is not an offence not to provide the TFNs. However, you cannot lodge your tax return electronically if you do not quote your TFN.

Taxation law authorises the ATO to collect information and disclose it to other government agencies, including personal information about the person authorised to sign the declaration. For information about privacy go to ato.gov.au/privacy

The Australian Business Register

The Commissioner of Taxation, as Registrar of the Australian Business Register, may use the ABN and business details which you provide on this tax return to maintain the integrity of the register.

Please refer to the privacy statement on the Australian Business Register (ABR) website (www.abr.gov.au) for further information – it outlines our commitment to safeguarding your details.

Electronic funds transfer – direct debit

Where you have requested an EFT direct debit some of your details will be provided to your financial institution and the Tax Office's sponsor bank to facilitate the payment of your taxation liability from your nominated account.

Tax file number

Fund name

Riverleigh Superannuation Fund

Year of return

2022

I authorise my tax agent to electronically transmit this tax return via an approved ATO electronic channel.

Important: Before making this declaration please check to ensure that all income has been disclosed and the tax return is true and correct in every detail. If you are in doubt about any aspect of the tax return, place all the facts before the Tax Office. The tax law provides heavy penalties for false or misleading statements on tax returns.

Declaration

I declare that:

- all of the information I have provided to the agent for the preparation of this document is true and correct
- I authorise the agent to give this document to the Commissioner of Taxation

Signature of trustee or director

Date

Part B: Electronic funds transfer consent

This declaration is to be completed when an electronic funds transfer (EFT) of a refund is requested and the tax return is being lodged through an approved ATO electronic channel.

This declaration must be signed by the partner, trustee, director or public officer prior to the EFT details being transmitted to the Tax Office. If you elect for an EFT, all details below must be completed.

Important:

Care should be taken when completing EFT details as the payment of any refund will be made to the account specified.

Agent's reference number

22156024

Account name

Enormous Expectation Pty Ltd ATF Riverleigh Superannuation Fund

I authorise the refund to be deposited directly to the specified account.

Signature of trustee or director

Date

Part D: Tax agent's certificate (shared facility users only)

Declaration: I declare that:

- I have prepared this tax return in accordance with the information supplied by the trustees;
- I have received a declaration by the trustees that the information provided to me for the preparation of this tax return is true and correct, and;
- I am authorised by the trustees to lodge this tax return, including any applicable schedules.

Signature of tax agent

Date

Agent's contact name

MR Dennis Eagles

Agent's phone

07 32220200

Agent's reference

22156024

Client's reference

AC-014369

Electronic lodgment declaration (Form MS)

(for self-managed superannuation funds)

Part A: Taxpayer's declaration

This declaration is to be completed where the tax return is to be lodged via an approved ATO electronic channel. It is the responsibility of the taxpayer to retain this declaration for a period of five years after the declaration is made, penalties may apply for failure to do so.

Privacy

The ATO is authorised by the *Taxation Administration Act 1953* to request the provision of tax file numbers (TFNs). The ATO will use the TFNs to identify each partner or beneficiary or entity in our records. It is not an offence not to provide the TFNs. However, you cannot lodge your tax return electronically if you do not quote your TFN.

Taxation law authorises the ATO to collect information and disclose it to other government agencies, including personal information about the person authorised to sign the declaration. For information about privacy go to ato.gov.au/privacy

The Australian Business Register

The Commissioner of Taxation, as Registrar of the Australian Business Register, may use the ABN and business details which you provide on this tax return to maintain the integrity of the register.

Please refer to the privacy statement on the Australian Business Register (ABR) website (www.abr.gov.au) for further information – it outlines our commitment to safeguarding your details.

Electronic funds transfer – direct debit

Where you have requested an EFT direct debit some of your details will be provided to your financial institution and the Tax Office's sponsor bank to facilitate the payment of your taxation liability from your nominated account.

Tax file number

Fund name

Riverleigh Superannuation Fund

Year of return

2022

I authorise my tax agent to electronically transmit this tax return via an approved ATO electronic channel.

Important: Before making this declaration please check to ensure that all income has been disclosed and the tax return is true and correct in every detail. If you are in doubt about any aspect of the tax return, place all the facts before the Tax Office. The tax law provides heavy penalties for false or misleading statements on tax returns.

Declaration

I declare that:

- all of the information I have provided to the agent for the preparation of this document is true and correct
- I authorise the agent to give this document to the Commissioner of Taxation

Signature of trustee or director



Date

17.4.23

Part B: Electronic funds transfer consent

This declaration is to be completed when an electronic funds transfer (EFT) of a refund is requested and the tax return is being lodged through an approved ATO electronic channel.

This declaration must be signed by the partner, trustee, director or public officer prior to the EFT details being transmitted to the Tax Office. If you elect for an EFT, all details below must be completed.

Important:

Care should be taken when completing EFT details as the payment of any refund will be made to the account specified.

Agent's reference number

22156024

Account name

Enormous Expectation Pty Ltd ATF Riverleigh Superannuation Fund

I authorise the refund to be deposited directly to the specified account.

Signature of trustee or director



Date


17.4.23

Part D: Tax agent's certificate (shared facility users only)

Declaration: I declare that:

- I have prepared this tax return in accordance with the information supplied by the trustees;
- I have received a declaration by the trustees that the information provided to me for the preparation of this tax return is true and correct, and;
- I am authorised by the trustees to lodge this tax return, including any applicable schedules.

Signature of tax agent



Date

Agent's contact name

MR Dennis Eagles

Agent's phone

07 32220200

Agent's reference

22156024

Client's reference

AC-014369

Riverleigh Superannuation Fund
Investment Summary as at 30 June 2022

Investment	Units	Average Cost Price	Market Price	Accounting Cost	Market Value	Unrealised Accounting Gain/(Loss)	Accounting Gain/(Loss) (%)	Portfolio Weight (%)
<u>Bank</u>								
Cash at Bank - Suncorp				6,789	6,789			1%
Cash at Bank - Suncorp Business Saver				465,057	465,057			41%
Comsec Trading Account				71,894	71,894			6%
Money on Deposit - DDH Graham				0	0			-%
				543,739	543,739			47%
<u>Foreign Investment Assets</u>								
Sundance Energy Australia Limited - ADR (NASDAQ:SNDE)	7	16.5000	0.3844	116	3	(113)	(98)%	-%
				116	3	(113)	(98)%	-%
<u>Listed Derivatives Market</u>								
Boat Longyear Limited - Ordinary Warrant Expiring 13-Sep-2024 (ASX:BLYO)	2	0.0000	0.0100	0	0	0	0%	-%
Matsa Resources Limited - Option Expiring 30-Apr-2023 Deferred (ASX:MATO)	550	0.0000	0.0050	0	3	3	0%	-%
				0	3	3	0%	-%

Riverleigh Superannuation Fund

Investment Summary as at 30 June 2022

Investment	Units	Average Cost Price	Market Price	Accounting Cost	Market Value	Unrealised Accounting Gain/(Loss)	Accounting Gain/(Loss) (%)	Portfolio Weight (%)
Listed Securities Market								
88 Energy Limited (ASX:88E)	40,000	0.0350	0.0080	1,402	320	(1,082)	(77)%	-%
Auswide Bank Ltd (ASX:ABA)	2,400	6.7826	6.0900	16,278	14,616	(1,662)	(10)%	1%
Adairs Limited (ASX:ADH)	1,000	3.8317	1.9100	3,832	1,910	(1,922)	(50)%	-%
AGL Energy Limited. (ASX:AGL)	1,000	8.7619	8.2500	8,762	8,250	(512)	(6)%	1%
Ampol Limited (ASX:ALD)	500	2.1100	34.2300	1,055	17,115	16,060	1,522%	1%
Atlas Arteria - Fpo Stap Us Prohibited Excluding Qup (ASX:ALX)	750	6.5403	8.0600	4,905	6,045	1,140	23%	1%
Ap Eagers Limited (ASX:APE)	1,300	8.9180	9.7200	11,593	12,636	1,043	9%	1%
Apollo Tourism & Leisure Ltd (ASX:ATL)	7,000	1.3764	0.3800	9,635	2,660	(6,975)	(72)%	-%
Alta Zinc Limited (ASX:AZI)	6,586	0.7031	0.0960	4,630	632	(3,998)	(86)%	-%
Bluebet Holdings Ltd (ASX:BBT)	2,000	2.2882	0.5000	4,576	1,000	(3,576)	(78)%	-%
Beacon Lighting Group Limited (ASX:BLX)	13,850	1.6810	1.7850	23,282	24,722	1,441	6%	2%
Commonwealth Bank of Australia. - Ordinary Fully Paid (ASX:CBA)	215	70.4928	90.3800	15,156	19,432	4,276	28%	2%
Costa Group Holdings Limited (ASX:CGC)	1,390	2.1116	2.8600	2,935	3,975	1,040	35%	-%
Coles Group Limited. (ASX:COL)	300	16.4560	17.8100	4,937	5,343	406	8%	-%
Corella Resources Ltd (ASX:CR9)	1,000	3.3219	0.0460	3,322	46	(3,276)	(99)%	-%
Coronado Global Resources Inc. - Cdi 10:1 Us Prohibited Excluding Qib (ASX:CRN)	1,875	4.0000	1.6550	7,500	3,103	(4,397)	(59)%	-%
CSL Limited (ASX:CSL)	57	264.4591	269.0600	15,074	15,336	262	2%	1%
Cleanaway Waste Management Limited (ASX:CWY)	5,000	0.7616	2.5200	3,808	12,600	8,792	231%	1%
Decmil Group Limited - Ordinary Fully Paid (ASX:DCG)	180	24.1217	0.1000	4,342	18	(4,324)	(100)%	-%
Domino's Pizza Enterprises Limited (ASX:DMP)	40	50.5720	68.0000	2,023	2,720	697	34%	-%
Endeavour Group Limited - Ordinary Fully Paid Deferred Settlement (ASX:EDV)	3,100	6.3283	7.5700	19,618	23,467	3,849	20%	2%
Emeco Holdings Limited (ASX:EHL)	1,000	1.1218	0.6500	1,122	650	(472)	(42)%	-%
Euro Manganese Inc - Chess Depository Interests 1:1 (ASX:EMN)	2,000	0.5909	0.2500	1,182	500	(682)	(58)%	-%
Energy Resources of Australia Limited - Ordinary Fully Paid 'A' (ASX:ERA)	272	10.0554	0.1900	2,735	52	(2,683)	(98)%	-%

Riverleigh Superannuation Fund

Investment Summary as at 30 June 2022

Investment	Units	Average Cost Price	Market Price	Accounting Cost	Market Value	Unrealised Accounting Gain/(Loss)	Accounting Gain/(Loss) (%)	Portfolio Weight (%)
Listed Securities Market								
Generation Development Group Limited (ASX:GDG)	3,000	0.8673	1.2500	2,602	3,750	1,148	44%	-%
Healthco Healthcare And Wellness REIT - Ordinary Units Fully Paid (ASX:HCW)	5,350	2.3181	1.3750	12,402	7,356	(5,046)	(41)%	1%
Homeco Daily Needs REIT - Ordinary Units Fully Paid (ASX:HDN)	2,000	1.6709	1.2800	3,342	2,560	(782)	(23)%	-%
Lifestyle Communities Limited (ASX:LIC)	1,000	5.3319	13.5700	5,332	13,570	8,238	155%	1%
Lend Lease Corporation Limited - Ordinary Fully Paid (ASX:LLC)	700	17.9145	9.1100	12,540	6,377	(6,163)	(49)%	1%
Lynas Corporation Limited (ASX:LYC)	1,000	1.8719	8.7300	1,872	8,730	6,858	366%	1%
Matsa Resources Limited - Ordinary Fully Paid (ASX:MAT)	12,100	0.2777	0.0430	3,360	520	(2,840)	(85)%	-%
MLG Oz Limited (ASX:MLG)	27,000	1.0558	0.4500	28,505	12,150	(16,355)	(57)%	1%
Mcmillan Shakespeare Limited (ASX:MMS)	300	9.6130	9.7400	2,884	2,922	38	1%	-%
Macquarie Group Ltd (ASX:MQG)	80	72.0138	164.5100	5,761	13,161	7,400	128%	1%
Mitchell Services Limited (ASX:MSV)	5,000	0.6944	0.3150	3,472	1,575	(1,897)	(55)%	-%
Motorcycle Holdings Limited (ASX:MTO)	3,900	2.4111	2.0800	9,403	8,112	(1,291)	(14)%	1%
Mastermyne Group Limited - Ordinary Fully Paid (ASX:MYE)	1,800	1.7922	0.3750	3,226	675	(2,551)	(79)%	-%
Myer Holdings Limited - Ordinary Fully Paid (ASX:MYR)	975	4.1026	0.3250	4,000	317	(3,683)	(92)%	-%
Nib Holdings Limited (ASX:NHF)	1,000	5.3319	7.3800	5,332	7,380	2,048	38%	1%
National Storage REIT - Stapled Security Fully Paid (ASX:NSR)	2,240	2.1065	2.1400	4,719	4,794	75	2%	-%
Nufarm Limited - Ordinary Fully Paid (ASX:NUF)	665	10.6663	5.0900	7,093	3,385	(3,708)	(52)%	-%
Pointsbet Holdings Limited (ASX:PBH)	550	14.0797	2.6800	7,744	1,474	(6,270)	(81)%	-%
Peet Limited - Ordinary Fully Paid (ASX:PPC)	5,014	1.1080	0.9400	5,556	4,713	(843)	(15)%	-%
Peter Warren Automotive Holdings Limited (ASX:PWR)	2,000	3.6310	2.1300	7,262	4,260	(3,002)	(41)%	-%
Ramsay Health Care Limited (ASX:RHC)	80	55.7538	73.2400	4,460	5,859	1,399	31%	1%
Resmed Inc - Cdi 10:1 Foreign Exempt Nyse (ASX:RMD)	100	33.5190	30.6900	3,352	3,069	(283)	(8)%	-%
Red Sky Energy Limited. - Ordinary Fully Paid (ASX:ROG)	4,000	2.2855	0.0060	9,142	24	(9,118)	(100)%	-%

Riverleigh Superannuation Fund Investment Summary as at 30 June 2022

Investment	Units	Average Cost Price	Market Price	Accounting Cost	Market Value	Unrealised Accounting Gain/(Loss)	Accounting Gain/(Loss) (%)	Portfolio Weight (%)
<u>Listed Securities Market</u>								
Reliance Worldwide Corporation Limited (ASX:RWC)	9,300	4.0364	4.0400	37,539	37,572	33	0%	3%
Shopping Centres Australasia Property Group - Fully Paid Units Stapled Securities (ASX:SCP)	2,000	2.9510	2.7500	5,902	5,500	(402)	(7)%	-%
Stockland - Units/Ordinary Fully Paid Stapled Securities (ASX:SGP)	1,300	4.0963	3.6100	5,325	4,693	(632)	(12)%	-%
The Star Entertainment Group Limited (ASX:SGR)	4,100	4.6584	2.7900	19,100	11,439	(7,661)	(40)%	1%
Sierra Nevada Gold Inc. - Cdi 1:1 Us Person Prohibited Excluding Qib (ASX:SNX)	5,000	0.4744	0.4300	2,372	2,150	(222)	(9)%	-%
Sipa Resources Limited - Ordinary Fully Paid (ASX:SR)	3,750	1.2888	0.0330	4,833	124	(4,709)	(97)%	-%
SPDR S&P/ASX 200 Fund - Exchange Traded Fund Units Fully Paid (ASX:STW)	100	54.7190	59.4600	5,472	5,946	474	9%	1%
Super Retail Group Limited (ASX:SUL)	800	7.3188	8.4900	5,855	6,792	937	16%	1%
Transurban Group - Fully Paid Ordinary/Units Stapled Securities (ASX:TCL)	1,067	13.8881	14.3800	14,819	15,343	525	4%	1%
The Reject Shop Limited (ASX:TRS)	700	9.3743	3.2500	6,562	2,275	(4,287)	(65)%	-%
Vanguard Australian Shares Index ETF - Exchange Traded Fund Units Fully Paid (ASX:VAS)	170	73.6062	83.7500	12,513	14,238	1,724	14%	1%
Vanguard Australian Shares High Yield ETF - Exchange Traded Fund Units Fully Paid (ASX:VHY)	200	60.9363	62.7000	12,187	12,540	353	3%	1%
Vulcan Energy Resources Limited (ASX:VUL)	150	9.3560	5.4200	1,403	813	(590)	(42)%	-%
Westpac Banking Corporation (ASX:WBC)	600	22.2730	19.5000	13,364	11,700	(1,664)	(12)%	1%
Woodside Energy Group Ltd (ASX:WDS)	200	33.6995	31.8400	6,740	6,368	(372)	(6)%	1%
Wesfarmers Limited - Ordinary Fully Paid (ASX:WES)	300	33.2760	41.9100	9,983	12,573	2,590	26%	1%
Wagners Holding Company Limited (ASX:WGN)	24,983	2.9887	1.1100	74,667	27,731	(46,936)	(63)%	2%
Wagners Holding Company Limited (ASX:WGN)	2,900	2.5500	1.1100	7,395	3,219	(4,176)	(56)%	-%
Wam Leaders Limited (ASX:WLE)	2,800	1.2014	1.4600	3,364	4,088	724	22%	-%
Woolworths Limited - Ordinary Fully Paid (ASX:WOW)	500	31.5700	35.6000	15,785	17,800	2,015	13%	2%

Riverleigh Superannuation Fund
Investment Summary as at 30 June 2022

Investment	Units	Average Cost Price	Market Price	Accounting Cost	Market Value	Unrealised Accounting Gain/(Loss)	Accounting Gain/(Loss) (%)	Portfolio Weight (%)
<u>Listed Securities Market</u>								
Waypoint REIT - Fully Paid Ordinary/Units Stapled Securities (ASX:WPR)	2,815	2.3521	2.3200	6,621	6,531	(90)	(1)%	1%
Ten Sixty Four Limited (ASX:X64)	600	4.0382	0.6900	2,423	414	(2,009)	(83)%	-%
				601,288	503,731	(97,557)	(16)%	44%
<u>Term Deposits</u>								
Macquarie Term Deposit				100,000	100,000	0	0%	9%
				100,000	100,000	0	0%	9%
				1,245,142	1,147,475	(97,667)	(8)%	100%

The accounting cost is the original cost base adjusted by any subsequent capital call/improvement or capital return transactions. In many cases, it is not the same as the adjusted or reduced cost base, or the reset cost base resulting from the CGT relief. To view the tax cost base and unrealised gain/(loss) for tax purposes refer to the Unrealised Capital Gains Report or change the report parameter to tax cost base.

Riverleigh Superannuation Fund
Investment Income Summary
For the period 1 July 2021 to 30 June 2022

Total Income	Add			Less			Taxable Income (excluding Capital Gains)	Indexed Capital Gains *	Discounted Capital Gains *	Other Capital Gains *	CGT Concession Amount *
	Franking Credits	Foreign Credits	TFN Credits	Tax Free	Tax Exempt	Tax Deferred					
459	0	81	0	0	0	0	540	0	0	0	0
Costa Group Holdings Limited (ASX:CGC)											
125	54	0	0	0	0	0	179	0	0	0	0
CSL Limited (ASX:CSL)											
145	3	0	0	0	0	0	147	0	0	0	0
Domino's Pizza Enterprises Limited (ASX:DMP)											
69	21	0	0	0	0	0	90	0	0	0	0
Emeco Holdings Limited (ASX:EHL)											
25	11	0	0	0	0	0	36	0	0	0	0
Endeavour Group Limited - Ordinary Fully Paid Deferred Settlement (ASX:EDV)											
545	234	0	0	0	0	0	779	0	0	0	0
Generation Development Group Limited (ASX:GDG)											
60	26	0	0	0	0	0	86	0	0	0	0
Healthco Healthcare And Wellness REIT - Ordinary Units Fully Paid (ASX:HCW)											
262	0	0	123	194	0	0	0	0	96	0	96
Homeco Daily Needs REIT - Ordinary Units Fully Paid (ASX:HDN)											
110	0	0	56	118	0	0	48	0	0	0	0
Lend Lease Corporation Limited - Ordinary Fully Paid (ASX:LLC)											
128	0	2	0	6	0	16	108	0	8	0	8
Lifestyle Communities Limited (ASX:LIC)											
95	41	0	0	0	0	0	136	0	0	0	0
Macquarie Group Ltd (ASX:MQG)											
486	83	0	0	0	0	0	569	0	0	0	0
Mastermyne Group Limited - Ordinary Fully Paid (ASX:MYE)											
41	17	0	0	0	0	0	58	0	0	0	0
Mcmillan Shakespeare Limited (ASX:MMS)											
195	84	0	0	0	0	0	279	0	0	0	0
Medusa Mining Limited - Ordinary Fully Paid (ASX:MML)											
12	0	0	0	0	0	0	12	0	0	0	0

Riverleigh Superannuation Fund
Investment Income Summary
For the period 1 July 2021 to 30 June 2022

Total Income	Add			Less			Taxable Income (excluding Capital Gains)	Indexed Capital Gains *	Discounted Capital Gains *	Other Capital Gains *	CGT Concession Amount *
	Franking Credits	Foreign Credits	TFN Credits	Tax Free	Tax Exempt	Tax Deferred					
272	101	0	0	0	0	0	373	0	0	0	0
Shopping Centres Australasia Property Group - Fully Paid Units Stapled Securities (ASX:SCP)											
304	0	0	0	0	(124)	0	201	0	113	0	113
SPDR S&P/ASX 200 Fund - Exchange Traded Fund Units Fully Paid (ASX:STW)											
418	130	0	0	0	8	0	466	0	37	0	37
Stockland - Units/Ordinary Fully Paid Stapled Securities (ASX:SGP)											
346	0	0	0	0	109	0	193	0	22	0	22
Super Retail Group Limited (ASX:SUL)											
656	281	0	0	0	0	0	937	0	0	0	0
Tabcorp Holdings Limited - Ordinary Fully Paid (ASX:TAH)											
73	31	0	0	0	0	0	104	0	0	0	0
Transurban Group - Fully Paid Ordinary/Units Stapled Securities (ASX:TCL)											
394	1	0	0	0	198	0	196	0	0	0	0
Vanguard Australian Shares High Yield ETF - Exchange Traded Fund Units Fully Paid (ASX:VHY)											
1,596	656	0	0	0	10	0	2,241	0	0	0	0
Vanguard Australian Shares Index ETF - Exchange Traded Fund Units Fully Paid (ASX:VAS)											
1,679	463	1	0	0	(36)	0	1,658	0	260	0	260
Wam Leaders Limited (ASX:WLE)											
210	90	0	0	0	0	0	300	0	0	0	0
Waypoint REIT - Fully Paid Ordinary/Units Stapled Securities (ASX:WPR)											
587	0	0	0	0	(139)	0	394	0	166	0	166
Wesfarmers Limited - Ordinary Fully Paid (ASX:WES)											
510	219	0	0	0	0	0	729	0	0	0	0
Westpac Banking Corporation (ASX:WBC)											
726	311	0	0	0	0	0	1,037	0	0	0	0
Woodside Petroleum Limited - Ordinary Fully Paid (ASX:WPL)											
374	160	0	0	0	0	0	535	0	0	0	0
Woolworths Limited - Ordinary Fully Paid (ASX:WOW)											
470	201	0	0	0	0	0	671	0	0	0	0

Riverleigh Superannuation Fund
Investment Income Summary
For the period 1 July 2021 to 30 June 2022

Total Income	Add			Less			Taxable Income (excluding Capital Gains)	Indexed Capital Gains *	Discounted Capital Gains *	Other Capital Gains *	CGT Concession Amount *
	Franking Credits	Foreign Credits	TFN Credits	Tax Free	Tax Exempt	Tax Deferred					
23,026	7,542	86	179	0	496	0	28,933	0	702	0	702
1,680	0	0	0	0	0	0	1,680	0	0	0	0
1,680	0	0	0	0	0	0	1,680	0	0	0	0
25,664	7,542	86	179	0	496	0	31,570	0	702	0	702

Property Direct Market

Unit 9 Coronado

* Distributed capital gains components correspond to the cash amount received. You should refer to Realised Capital Gains or Distribution Reconciliation Reports for tax and capital gain reporting purpose.

Riverleigh Superannuation Fund

Investment Movement Summary

For the period 1 July 2021 to 30 June 2022

Investment	Opening Balance		Acquisitions		Disposals		Closing Balance			
	Qty	Cost	Qty	Cost	Qty	Proceeds	Qty	Cost	Market Value	
<u>Bank</u>										
Cash at Bank - Suncorp		65,749		562,506		621,467	0		6,789	6,789
Cash at Bank - Suncorp Business Saver		321,231		400,933		257,107	0		465,057	465,057
Comsec Trading Account		18,566		201,155		147,827	0		71,894	71,894
Money on Deposit - DDH Graham		1,804		0		1,804	0		0	0
		407,350		1,164,595		1,028,205	0		543,739	543,739
<u>Foreign Investment Assets</u>										
Sundance Energy Australia Limited - ADR (NASDAQ:SNDE)	7	116	0	0	0	0	0	7	116	3
		116		0		0	0		116	3
<u>Listed Derivatives Market</u>										
Boat Longyear Limited - Ordinary Warrant Expiring 13-Sep-2024 (ASX:BLYO)	23	0	0	0	21	0	0	2	0	0
Costa Group Holdings Limited - Rights-Appsclose 18-Nov-2019 Usprohibited Deferred (ASX:CGCR)	0	0	190	0	190	0	0	0	0	0
Matsa Resources Limited - Option Expiring 30-Apr-2023 Deferred (ASX:MATO)	550	0	0	0	0	0	0	550	0	3
Pointsbet Holdings Limited - Rights - Applications Close 20-Aug-2021 Deferred (ASX:PBHR)	0	0	62	0	62	143	143	0	0	0
Transurban Group - Rights-Appsclose 15Dec2015 Us Prohibited (ASX:TCLR)	0	0	17	0	17	0	0	0	0	0
		0		0		143	143		0	3
<u>Listed Securities Market</u>										
88 Energy Limited (ASX:88E)	0	0	40,000	1,402	0	0	0	40,000	1,402	320
Adairs Limited (ASX:ADH)	0	0	1,000	3,832	0	0	0	1,000	3,832	1,910
AGL Energy Limited. (ASX:AGL)	0	0	1,000	8,762	0	0	0	1,000	8,762	8,250
Alta Zinc Limited (ASX:AZI)	4,704	4,517	1,882	113	0	0	0	6,586	4,630	632
Ampol Limited (ASX:ALD)	500	1,055	0	0	0	0	0	500	1,055	17,115

Riverleigh Superannuation Fund
Investment Movement Summary
For the period 1 July 2021 to 30 June 2022

Investment	Opening Balance			Acquisitions			Disposals			Closing Balance		
	Qty	Cost		Qty	Cost		Qty	Proceeds	Profit/(Loss)	Qty	Cost	Market Value
Ap Eagers Limited (ASX:APE)	1,600	14,700		200	2,738		500	4,383	(1,461)	1,300	11,593	12,636
Apollo Tourism & Leisure Ltd (ASX:ATL)	7,000	9,635		0	0		0	0	0	7,000	9,635	2,660
Atlas Arteria - Fpo Stap Us Prohibited Excluding Qup (ASX:ALX)	0	0		750	4,905		0	0	0	750	4,905	6,045
Auswide Bank Ltd (ASX:ABA)	0	0		2,400	16,278		0	0	0	2,400	16,278	14,616
Beacon Lighting Group Limited (ASX:BLX)	27,500	41,860		6,350	13,931		20,000	51,835	19,325	13,850	23,282	24,722
BHP Group Limited - Fully Paid Ordinary (ASX:BHP)	680	20,788		200	9,138		880	36,059	6,133	0	0	0
Bluebet Holdings Ltd (ASX:BBT)	0	0		2,000	4,576		0	0	0	2,000	4,576	1,000
Cleanaway Waste Management Limited (ASX:CWY)	5,000	3,808		0	0		0	0	0	5,000	3,808	12,600
Coles Group Limited. (ASX:COL)	300	4,937		0	0		0	0	0	300	4,937	5,343
Commonwealth Bank of Australia. - Ordinary Fully Paid (ASX:CBA)	200	13,709		15	1,447		0	0	0	215	15,156	19,432
Corella Resources Ltd (ASX:CR9)	1,000	3,322		0	0		0	0	0	1,000	3,322	46
Coronado Global Resources Inc. - Cdi 10:1 Us Prohibited Excluding Qib (ASX:CRN)	1,875	7,500		0	0		0	0	0	1,875	7,500	3,103
Costa Group Holdings Limited (ASX:CGC)	1,200	2,365		190	570		0	0	0	1,390	2,935	3,975
CSL Limited (ASX:CSL)	40	10,763		17	4,311		0	0	0	57	15,074	15,336
Decmil Group Limited - Ordinary Fully Paid (ASX:DCG)	180	4,342		0	0		0	0	0	180	4,342	18
Domino's Pizza Enterprises Limited (ASX:DMP)	40	2,023		0	0		0	0	0	40	2,023	2,720
Emeco Holdings Limited (ASX:EHL)	1,000	1,122		0	0		0	0	0	1,000	1,122	650
Endeavour Group Limited - Ordinary Fully Paid Deferred Settlement (ASX:EDV)	1,000	5,977		2,100	13,641		0	0	0	3,100	19,618	23,467
Energy Resources of Australia Limited - Ordinary Fully Paid 'A' (ASX:ERA)	272	2,735		0	0		0	0	0	272	2,735	52
Euro Manganese Inc - Chess Depository Interests 1:1 (ASX:EMN)	0	0		2,000	1,182		0	0	0	2,000	1,182	500
Generation Development Group Limited (ASX:GDG)	3,000	2,602		0	0		0	0	0	3,000	2,602	3,750
Healthco Healthcare And Wellness REIT - Ordinary Units Fully Paid (ASX:HCW)	0	0		5,350	12,402		0	0	0	5,350	12,402	7,356
Homeco Daily Needs REIT - Ordinary Units Fully Paid (ASX:HDN)	0	0		2,000	3,342		0	0	0	2,000	3,342	2,560

Riverleigh Superannuation Fund
Investment Movement Summary
For the period 1 July 2021 to 30 June 2022

Investment	Opening Balance		Acquisitions		Disposals		Closing Balance			
	Qty	Cost	Qty	Cost	Qty	Proceeds	Profit/(Loss)	Qty	Cost	Market Value
Lend Lease Corporation Limited - Ordinary Fully Paid (ASX:LLC)	700	12,540	0	0	0	0	0	700	12,540	6,377
Lifestyle Communities Limited (ASX:LIC)	1,000	5,332	0	0	0	0	0	1,000	5,332	13,570
Lynas Corporation Limited (ASX:LYC)	1,000	1,872	0	0	0	0	0	1,000	1,872	8,730
Macquarie Group Ltd (ASX:MQG)	80	5,761	0	0	0	0	0	80	5,761	13,161
Mastermyne Group Limited - Ordinary Fully Paid (ASX:MYE)	1,800	3,226	0	0	0	0	0	1,800	3,226	675
Matsa Resources Limited - Ordinary Fully Paid (ASX:MAT)	12,100	3,360	0	0	0	0	0	12,100	3,360	520
Mcmillan Shakespear Limited (ASX:MMS)	300	2,884	0	0	0	0	0	300	2,884	2,922
Medusa Mining Limited - Ordinary Fully Paid (ASX:MML)	600	2,423	0	0	600	2,423	0	0	0	0
Michael Hill International Limited (ASX:MHJ)	8,000	5,582	0	0	8,000	7,261	1,679	0	0	0
Mitchell Services Limited (ASX:MSV)	5,000	3,472	0	0	0	0	0	5,000	3,472	1,575
MLG Oz Limited (ASX:MLG)	17,000	18,745	10,000	9,761	0	0	0	27,000	28,505	12,150
Motorcycle Holdings Limited (ASX:MTO)	2,500	4,829	1,400	4,574	0	0	0	3,900	9,403	8,112
Myer Holdings Limited - Ordinary Fully Paid (ASX:MYR)	975	4,000	0	0	0	0	0	975	4,000	317
National Storage REIT - Stapled Security Fully Paid (ASX:NSR)	1,240	2,257	1,000	2,462	0	0	0	2,240	4,719	4,794
Nib Holdings Limited (ASX:NHF)	1,000	5,332	0	0	0	0	0	1,000	5,332	7,380
Nufarm Limited - Ordinary Fully Paid (ASX:NUF)	665	7,093	0	0	0	0	0	665	7,093	3,385
Paladin Energy Ltd - Ordinary Fully Paid (ASX:PDN)	10	51	0	0	10	5	(46)	0	0	0
Peet Limited - Ordinary Fully Paid (ASX:PPC)	5,014	5,556	0	0	0	0	0	5,014	5,556	4,713
Peter Warren Automotive Holdings Limited (ASX:PWR)	2,000	7,262	0	0	0	0	0	2,000	7,262	4,260
Pinnacle Investment Management Group Limited (ASX:PNI)	1,000	3,241	250	3,972	1,250	16,024	8,812	0	0	0
Pointsbet Holdings Limited (ASX:PBH)	550	7,744	0	0	0	0	0	550	7,744	1,474
Ramsay Health Care Limited (ASX:RHC)	80	4,460	0	0	0	0	0	80	4,460	5,859
Red Sky Energy Limited. - Ordinary Fully Paid (ASX:ROG)	4,000	9,142	0	0	0	0	0	4,000	9,142	24

Riverleigh Superannuation Fund
Investment Movement Summary
For the period 1 July 2021 to 30 June 2022

Investment	Opening Balance			Acquisitions			Disposals			Closing Balance		
	Qty	Cost		Qty	Cost		Qty	Proceeds	Profit/(Loss)	Qty	Cost	Market Value
Reliance Worldwide Corporation Limited (ASX:RWC)	4,500	18,395		4,800	19,144		0	0	0	9,300	37,539	37,572
Resmed Inc - Cdi 10:1 Foreign Exempt Nyse (ASX:RMD)	0	0		100	3,352		0	0	0	100	3,352	3,069
Rio Tinto Limited (ASX:RIO)	125	11,241		0	0	125	12,732	1,491		0	0	0
Santos Limited (ASX:STO)	2,000	15,022		0	0	2,000	13,776	(1,246)		0	0	0
Shopping Centres Australasia Property Group - Fully Paid Units Stapled Securities (ASX:SCP)	2,000	5,902		0	0	0	0	0		2,000	5,902	5,500
Sierra Nevada Gold Inc. - Cdi 1:1 Us Person Prohibited Excluding Qlb (ASX:SNX)	0	0		5,000	2,372		0	0		5,000	2,372	2,150
Sipa Resources Limited - Ordinary Fully Paid (ASX:SRI)	3,750	4,833		0	0	0	0	0		3,750	4,833	124
SPDR S&P/ASX 200 Fund - Exchange Traded Fund Units Fully Paid (ASX:STW)	100	5,472		0	0	0	0	0		100	5,472	5,946
Stockland - Units/Ordinary Fully Paid Stapled Securities (ASX:SGP)	1,300	5,325		0	0	0	0	0		1,300	5,325	4,693
Sundance Resources Limited - Ordinary Fully Paid (ASX:SDL)	30,000	4,522		0	0	30,000	0	(4,522)		0	0	0
Super Retail Group Limited (ASX:SUL)	800	5,855		0	0	0	0	0		800	5,855	6,792
Sydney Airport - Units Fully Paid Stapled Securities (ASX:SYD)	637	3,268		0	0	637	5,574	2,305		0	0	0
Tabcorp Holdings Limited - Ordinary Fully Paid (ASX:TAH)	541	2,153		0	0	541	2,900	747		0	0	0
Ten Sixty Four Limited (ASX:X64)	0	0		600	2,423		0	0		600	2,423	414
The Reject Shop Limited (ASX:TRS)	700	6,562		0	0	0	0	0		700	6,562	2,275
The Star Entertainment Group Limited (ASX:SGR)	4,100	19,100		0	0	0	0	0		4,100	19,100	11,439
Transurban Group - Fully Paid Ordinary/Units Stapled Securities (ASX:TCL)	150	2,180		917	12,639		0	0		1,067	14,819	15,343
Vanguard Australian Shares High Yield ETF - Exchange Traded Fund Units Fully Paid (ASX:VHY)	465	28,575		0	0	265	16,602	215		200	12,187	12,540
Vanguard Australian Shares Index ETF - Exchange Traded Fund Units Fully Paid (ASX:VAS)	320	25,249		0	0	150	12,534	(202)		170	12,513	14,238
Vulcan Energy Resources Limited (ASX:VUL)	0	0		150	1,403		0	0		150	1,403	813

Riverleigh Superannuation Fund
Investment Movement Summary
For the period 1 July 2021 to 30 June 2022

Investment	Opening Balance			Acquisitions			Disposals			Closing Balance		
	Qty	Cost		Qty	Cost		Qty	Proceeds	Profit/(Loss)	Qty	Cost	Market Value
Wagners Holding Company Limited (ASX:WGN)	24,998	74,731		0	0	15	8	(56)		24,983	74,667	27,731
Wagners Holding Company Limited (ASX:WGN)	2,900	7,395		0	0	0	0	0		2,900	7,395	3,219
Wam Leaders Limited (ASX:WLE)	2,000	2,212		800	1,152	0	0	0		2,800	3,364	4,088
Waypoint REIT - Fully Paid Ordinary/Units Stapled Securities (ASX:WPR)	3,000	7,131		0	0	185	510	0		2,815	6,621	6,531
Wesfarmers Limited - Ordinary Fully Paid (ASX:WES)	300	10,583		0	0	0	600	0		300	9,983	12,573
Westpac Banking Corporation (ASX:WBC)	600	13,364		0	0	0	0	0		600	13,364	11,700
Woodside Energy Group Ltd (ASX:WDS)	0	0		200	6,740	0	0	0		200	6,740	6,368
Woodside Petroleum Limited - Ordinary Fully Paid (ASX:WPL)	200	6,740		0	0	200	6,740	0		0	0	0
Woolworths Limited - Ordinary Fully Paid (ASX:WOW)	500	18,395		0	0	0	2,610	0		500	15,785	17,800
		588,126			172,563		192,575	33,174			601,288	503,731
<u>Property Direct Market</u>												
Furniture & Fittings	1	3,253		0	0	1	0	(3,253)		0	0	0
Unit 9 Coronado	1	250,595		0	15,076	1	520,275	255,130		0	0	0
		253,848			15,076		520,275	251,877			0	0
<u>Term Deposits</u>												
Macquarie Term Deposit		0			100,000		0	0			100,000	100,000
		0			100,000		0	0			100,000	100,000
<u>Unlisted Market</u>												
AZI_R (ASX:AZI_R)	0	0		1,882	0	1,882	0	0		0	0	0
WLE_R (ASX:WLE_R)	0	0		800	0	800	0	0		0	0	0
		0			0		0	0			0	0
		1,249,440			1,452,233		1,741,198	285,193			1,245,142	1,147,475

Riverleigh Superannuation Fund
Realised Capital Gains
For the period from 1 July 2021 to 30 June 2022

	Accounting Treatment					Taxation Treatment					
	Quantity	Proceeds	Excess Tax Value*	Original Cost	Accounting Profit/(Loss)	Cost Base Calculation			Capital Gains Calculation		
						Adjusted	Reduced	Indexation	Discounted	Other	Deferred
<u>Listed Derivatives Market</u>											
Costa Group Holdings Limited - Rights-Appsclose 18-Nov-2019 Usprohibited Deferred (ASX:CGGR)											
29/07/2021	Sale	190	0	0	0						0
190		0		0							0
Pointsbet Holdings Limited - Rights - Applications Close 20-Aug-2021 Deferred (ASX:PBHR)											
01/09/2021	Sale	62	143	0	143						0
62		143		0	143						0
Transurban Group - Rights-Appsclose 15Dec2015 Us Prohibited (ASX:TCLR)											
19/10/2021	Sale	17	0	0	0						0
17		0		0							0
<u>Listed Derivatives Market</u>											
Total											
		143		0	143						0
<u>Listed Securities Market</u>											
Ap Eagers Limited (ASX:APE)											
14/06/2022	Sale	500	4,383	5,844	(1,461)						0
500		4,383		5,844	(1,461)						0
Beacon Lighting Group Limited (ASX:BLX)											
26/04/2022	Sale	20,000	51,835	32,510	19,325						0
20,000		51,835		32,510	19,325						0
BHP Group Limited - Fully Paid Ordinary (ASX:BHP)											
20/08/2021	Sale	300	13,256	10,242	3,014						0
17/09/2021	Sale	580	22,803	19,684	3,119						0
880		36,059		29,926	6,133						0
Healthco Healthcare And Wellness REIT - Ordinary Units Fully Paid (ASX:HCW)											
30/06/2022	Dist	0	0	0	0						0
30/06/2022	Dist	0	0	0	0						0
30/06/2022	Dist	0	0	0	0						0
0		0		0	0						0

Riverleigh Superannuation Fund
Realised Capital Gains
For the period from 1 July 2021 to 30 June 2022

	Accounting Treatment					Taxation Treatment					
	Quantity	Proceeds	Excess Tax Value*	Original Cost	Accounting Profit/(Loss)	Cost Base Calculation			Capital Gains Calculation		
						Adjusted	Reduced		Discounted	Other	Deferred
<u>Listed Securities Market</u>											
Lend Lease Corporation Limited - Ordinary Fully Paid (ASX:LLC)											
30/06/2022	Dist	0	0	0	0						
30/06/2022	Dist	0	0	0	0						
		0	0	0	0						0
Medusa Mining Limited - Ordinary Fully Paid (ASX:MML)											
10/05/2022	Sale	600	2,423		2,423	0					
		600	2,423		2,423	0					0
Michael Hill International Limited (ASX:MHJ)											
14/06/2022	Sale	8,000	7,261		5,582	1,679					
		8,000	7,261		5,582	1,679					0
Paladin Energy Ltd - Ordinary Fully Paid (ASX:PDN)											
06/09/2021	Sale	10	5		51	(46)					
		10	5		51	(46)					0
Pinnacle Investment Management Group Limited (ASX:PNI)											
19/01/2022	Sale	1,250	16,024		7,213	8,812					
		1,250	16,024		7,213	8,812					0
Rio Tinto Limited (ASX:RIO)											
20/08/2021	Sale	60	6,286		5,407	879					
17/09/2021	Sale	65	6,446		5,834	612					
		125	12,732		11,241	1,491					0
Santos Limited (ASX:STO)											
20/08/2021	Sale	1,000	5,868		7,511	(1,643)					
12/04/2022	Sale	1,000	7,908		7,511	397					
		2,000	13,776		15,022	(1,246)					0
Shopping Centres Australasia Property Group - Fully Paid Units Stapled Securities (ASX:SCP)											
30/06/2022	Dist	0	0		0	0					
30/06/2022	Dist	0	0		0	0					
		0	0		0	0					0

Riverleigh Superannuation Fund
Realised Capital Gains
For the period from 1 July 2021 to 30 June 2022

	Accounting Treatment					Taxation Treatment					
	Quantity	Proceeds	Excess Tax Value*	Original Cost	Accounting Profit/(Loss)	Cost Base Calculation			Capital Gains Calculation		
						Adjusted	Reduced	Indexation	Discounted	Other	Deferred
<u>Listed Securities Market</u>											
SPDR S&P/ASX 200 Fund - Exchange Traded Fund Units Fully Paid (ASX:STW)											
30/06/2022	Dist	0	0	0	0						0
Stockland - Units/Ordinary Fully Paid Stapled Securities (ASX:SGP)											
30/06/2022	Dist	0	0	0	0						0
Sundance Resources Limited - Ordinary Fully Paid (ASX:SDL)											
01/10/2021	Sale	30,000	0	4,522	(4,522)						0
		30,000	0	4,522	(4,522)						0
Sydney Airport - Units Fully Paid Stapled Securities (ASX:SYD)											
09/03/2022	Sale	637	5,574	3,268	2,305						0
		637	5,574	3,268	2,305						0
Tabcorp Holdings Limited - Ordinary Fully Paid (ASX:TAH)											
23/05/2022	Sale	541	2,900	2,153	747						0
		541	2,900	2,153	747						0
Vanguard Australian Shares High Yield ETF - Exchange Traded Fund Units Fully Paid (ASX:VHY)											
14/06/2022	Sale	265	16,602	16,388	215						0
		265	16,602	16,388	215						0
Vanguard Australian Shares Index ETF - Exchange Traded Fund Units Fully Paid (ASX:VAS)											
14/06/2022	Sale	150	12,534	12,736	(202)						0
30/06/2022	Dist	0	0	0	0						0
30/06/2022	Dist	0	0	0	0						0
30/06/2022	Dist	0	0	0	0						0
30/06/2022	Dist	0	0	0	0						0
Wagners Holding Company Limited (ASX:WGN)											
08/06/2022	Sale	15	8	64	(56)						0
		15	8	64	(56)						0

Riverleigh Superannuation Fund
Realised Capital Gains
For the period from 1 July 2021 to 30 June 2022

	Accounting Treatment					Taxation Treatment					
	Quantity	Proceeds	Excess Tax Value*	Original Cost	Accounting Profit/(Loss)	Cost Base Calculation			Capital Gains Calculation		
						Adjusted	Reduced	Indexation	Discounted	Other	Deferred
<u>Listed Securities Market</u>											
Waypoint REIT - Fully Paid Ordinary/Units Stapled Securities (ASX:WPR)											
30/06/2022	Dist	0	0	0	0						
30/06/2022	Dist	0	0	0	0						
30/06/2022	Dist	0	0	0	0						
30/06/2022	Dist	0	0	0	0						
0		0	0	0	0						0
Woodside Petroleum Limited - Ordinary Fully Paid (ASX:WPL)											
25/05/2022	Sale	200	6,740		6,740	0					
200		6,740		6,740	0						0
Listed Securities Market Total											
		188,855		155,681	33,174						0
<u>Property Direct Market</u>											
Furniture & Fittings											
11/08/2021	Sale	1	0	3,253	(3,253)						
1		0		3,253	(3,253)						0
Unit 9 Coronado											
11/08/2021	Sale	1	520,275	265,145	255,130						
1		520,275		265,145	255,130						0
Property Direct Market Total											
		520,275		268,398	251,877						0
<u>Unlisted Market</u>											
AZI_R (ASX:AZI_R)											
28/02/2022	Sale	1,882	0	0	0						
1,882		0		0	0						0
WLE_R (ASX:WLE_R)											
16/08/2021	Sale	800	0	0	0						
800		0		0	0						0
Unlisted Market Total											
		0		0	0						0

Riverleigh Superannuation Fund
Realised Capital Gains
For the period from 1 July 2021 to 30 June 2022

Grand Total	709,273	424,079	285,193	0
--------------------	---------	---------	---------	---

* Where there is an Excess Tax Value Amount, the Accounting Profit/(Loss) figure takes account of this. Accounting Profit/(Loss) equals Proceeds less Excess Tax Value less Original Cost.

Riverleigh Superannuation Fund
Unrealised Capital Gains as at 30 June 2022

	Accounting Treatment				Taxation Treatment								
	Quantity /Description	Market Value	Original Cost	Accounting Gain/(Loss)	Tax Free	Tax Deferred	AMIT	Amount	Indexation	Discountable	Other	Deferred	Capital Loss
<u>Bank</u>													
Cash at Bank - Suncorp													
30/06/2022	6,789	6,789	6,789	0	0	0	0	6,789				0	0
	6,789	6,789	6,789	0	0	0	0	6,789				0	0
Cash at Bank - Suncorp Business Saver													
30/06/2022	465,057	465,057	465,057	0	0	0	0	465,057				0	0
	465,057	465,057	465,057	0	0	0	0	465,057				0	0
Comsec Trading Account													
30/06/2022	71,894	71,894	71,894	0	0	0	0	71,894				0	0
	71,894	71,894	71,894	0	0	0	0	71,894				0	0
Money on Deposit - DDH Graham													
30/06/2022	0	0	0	0	0	0	0	0				0	0
	0	0	0	0	0	0	0	0				0	0
Bank Total													
		543,739	543,739	0	0	0	0	543,739				0	0
<u>Foreign Investment Assets</u>													
Sundance Energy Australia Limited - ADR (NASDAQ:SNDE)													
26/11/2019	7	3	116	(113)	0	0	0	116				0	0
	7	3	116	(113)	0	0	0	116				0	0
Foreign Investment Assets Tot													
		3	116	(113)	0	0	0	116				0	0
<u>Listed Derivatives Market</u>													
Boart Longyear Limited - Ordinary Warrant Expiring 13-Sep-2024 (ASX:BLYO)													
8/09/2009	1	0	0	0	0	0	0	0				0	0
4/11/2009	1	0	0	0	0	0	0	0				0	0
	2	0	0	0	0	0	0	0				0	0
Matsa Resources Limited - Option Expiring 30-Apr-2023 Deferred (ASX:MATO)													
26/04/2021	550	3	0	3	0	0	0	0				0	0
	550	3	0	3	0	0	0	0				0	0
Listed Derivatives Market Total													
		3	0	3	0	0	0	0				0	0
<u>Listed Securities Market</u>													

Riverleigh Superannuation Fund

Unrealised Capital Gains as at 30 June 2022

Quantity /Description	Accounting Treatment				Taxation Treatment							
	Market Value	Original Cost	Accounting Gain/(Loss)	Cost Base Calculation			Capital Gains Calculation					
				Tax Free	Tax Deferred	AMIT	Amount	Indexation	Discountable	Other	Deferred	Capital Loss
Listed Securities Market												
Coles Group Limited. (ASX:COL)												
200	3,562	3,322	240	0	0	0	0	3,322				
100	1,781	1,615	166	0	0	0	0	1,615				
300	5,343	4,937	406	0	0	0	0	4,937			0	
Commonwealth Bank of Australia. - Ordinary Fully Paid (ASX:CBA)												
100	9,038	7,717	1,321	0	0	0	0	7,717				
100	9,038	5,992	3,046	0	0	0	0	5,992				
15	1,356	1,447	(91)	0	0	0	0	1,447				
215	19,432	15,156	4,276	0	0	0	0	15,156			0	
Corella Resources Ltd (ASX:CR9)												
1,000	46	3,322	(3,276)	0	0	0	0	3,322				
1,000	46	3,322	(3,276)	0	0	0	0	3,322			0	
Coronado Global Resources Inc. - Cdi 10:1 Us Prohibited Excluding Qib (ASX:CRN)												
1,875	3,103	7,500	(4,397)	0	0	0	0	7,500				
1,875	3,103	7,500	(4,397)	0	0	0	0	7,500			0	
Costa Group Holdings Limited (ASX:CGC)												
1,200	3,432	2,365	1,067	0	0	0	0	2,365				
190	543	570	(27)	0	0	0	0	570				
1,390	3,975	2,935	1,040	0	0	0	0	2,935			0	
CSL Limited (ASX:CSL)												
25	6,727	6,659	68	0	0	0	0	6,659				
15	4,036	4,105	(69)	0	0	0	0	4,105				
17	4,574	4,311	263	0	0	0	0	4,311				
57	15,336	15,074	262	0	0	0	0	15,074			0	
Decmil Group Limited - Ordinary Fully Paid (ASX:DCG)												
180	18	4,342	(4,324)	0	0	0	0	4,342				
180	18	4,342	(4,324)	0	0	0	0	4,342			0	
Domino's Pizza Enterprises Limited (ASX:DMP)												
40	2,720	2,023	697	0	0	0	0	2,023				
40	2,720	2,023	697	0	0	0	0	2,023			0	

Riverleigh Superannuation Fund

Unrealised Capital Gains as at 30 June 2022

	Accounting Treatment				Taxation Treatment														
	Quantity /Description	Market Value	Original Cost	Accounting Gain/(Loss)	Cost Base Calculation			Capital Gains Calculation											
					Tax Free	Tax Deferred	AMIT	Amount	Indexation	Discountable	Other	Deferred	Capital Loss						
Listed Securities Market																			
Emeco Holdings Limited (ASX:EHL)																			
2/02/2021	1,000	650	1,122	(472)	0	0	0	0	1,122										
	1,000	650	1,122	(472)	0	0	0	0	1,122				0						
Endeavour Group Limited - Ordinary Fully Paid Deferred Settlement (ASX:EDV)																			
27/03/2020	200	1,514	1,068	446	0	0	0	0	1,068										
7/04/2020	100	757	511	246	0	0	0	0	511										
7/04/2020	100	757	522	235	0	0	0	0	522										
22/04/2020	100	757	510	247	0	0	0	0	510										
24/06/2021	1,000	7,570	5,977	1,593	0	0	0	0	5,977										
9/07/2021	300	2,271	1,879	392	0	0	0	0	1,879										
24/08/2021	200	1,514	1,425	89	0	0	0	0	1,425										
27/08/2021	250	1,893	1,762	131	0	0	0	0	1,762										
1/09/2021	250	1,893	1,814	78	0	0	0	0	1,814										
3/09/2021	200	1,514	1,398	116	0	0	0	0	1,398										
20/12/2021	400	3,028	2,753	275	0	0	0	0	2,753										
	3,100	23,467	19,618	3,849	0	0	0	0	19,618				0						
Energy Resources of Australia Limited - Ordinary Fully Paid 'A' (ASX:ERA)																			
19/05/2009	100	19	2,472	(2,453)	0	0	0	0	2,472										
3/11/2011	172	33	263	(230)	0	0	0	0	263										
	272	52	2,735	(2,683)	0	0	0	0	2,735				0						
Euro Manganese Inc - Chess Depository Interests 1:1 (ASX:EIMN)																			
13/07/2021	2,000	500	1,182	(682)	0	0	0	0	1,182										
	2,000	500	1,182	(682)	0	0	0	0	1,182				0						
Generation Development Group Limited (ASX:GDG)																			
5/02/2020	3,000	3,750	2,602	1,148	0	0	0	0	2,602										
	3,000	3,750	2,602	1,148	0	0	0	0	2,602				0						

Riverleigh Superannuation Fund

Unrealised Capital Gains as at 30 June 2022

	Accounting Treatment				Taxation Treatment							
	Quantity /Description	Market Value	Original Cost	Accounting Gain/(Loss)	Cost Base Calculation			Capital Gains Calculation				
					Tax Free	Tax Deferred	AMIT	Amount	Indexation	Discountable	Other	Deferred
Listed Securities Market												
Healthco Healthcare And Wellness REIT - Ordinary Units Fully Paid (ASX:HCW)												
13/09/2021	1,300	1,788	3,012	(1,224)	0	0	(47)	3,012				
14/09/2021	1,500	2,063	3,457	(1,394)	0	0	(54)	3,457				
23/09/2021	2,000	2,750	4,762	(2,012)	0	0	(72)	4,762				
19/01/2022	550	756	1,171	(415)	0	0	(20)	1,171				
	5,350	7,356	12,402	(5,046)	0	0	(194)	12,402			0	
Homeco Daily Needs REIT - Ordinary Units Fully Paid (ASX:HDN)												
9/09/2021	2,000	2,560	3,342	(782)	0	0	(118)	3,342				
	2,000	2,560	3,342	(782)	0	0	(118)	3,342			0	
Lend Lease Corporation Limited - Ordinary Fully Paid (ASX:LLC)												
10/02/2000	500	4,555	9,618	(5,063)	0	23	48	9,618				
28/02/2001	200	1,822	2,922	(1,100)	0	9	19	2,922				
	700	6,377	12,540	(6,163)	0	32	68	12,540			0	
Lifestyle Communities Limited (ASX:LIC)												
17/05/2018	1,000	13,570	5,332	8,238	0	0	0	5,332				
	1,000	13,570	5,332	8,238	0	0	0	5,332			0	
Lynas Corporation Limited (ASX:LYC)												
4/09/2017	1,000	8,730	1,872	6,858	0	0	0	1,872				
	1,000	8,730	1,872	6,858	0	0	0	1,872			0	
Macquarie Group Ltd (ASX:MQG)												
24/06/2016	80	13,161	5,761	7,400	0	0	0	5,761				
	80	13,161	5,761	7,400	0	0	0	5,761			0	
Mastermyne Group Limited - Ordinary Fully Paid (ASX:MYE)												
13/02/2013	1,800	675	3,226	(2,551)	0	0	0	3,226				
	1,800	675	3,226	(2,551)	0	0	0	3,226			0	
Matsa Resources Limited - Ordinary Fully Paid (ASX:MAT)												
31/10/2012	11,000	473	3,272	(2,799)	0	0	0	3,272				
26/04/2021	1,100	47	88	(41)	0	0	0	88			88	
	12,100	520	3,360	(2,840)	0	0	0	3,360			0	

Riverleigh Superannuation Fund
Unrealised Capital Gains as at 30 June 2022

	Accounting Treatment				Taxation Treatment							
	Quantity /Description	Market Value	Original Cost	Accounting Gain/(Loss)	Cost Base Calculation			Capital Gains Calculation				
					Tax Free	Tax Deferred	AMIT	Amount	Indexation	Discountable	Other	Deferred
Listed Securities Market												
Mcmillan Shakespeare Limited (ASX:MMS)												
7/08/2014	300	2,922	2,884	38	0	0	0	0	2,884			
	300	2,922	2,884	38	0	0	0	0	2,884			0
Mitchell Services Limited (ASX:MSV)												
22/07/2019	5,000	1,575	3,472	(1,897)	0	0	0	0	3,472			
	5,000	1,575	3,472	(1,897)	0	0	0	0	3,472			0
MLG Oz Limited (ASX:MLG)												
31/05/2021	5,000	2,250	6,472	(4,222)	0	0	0	0	6,472			
4/06/2021	5,000	2,250	5,284	(3,034)	0	0	0	0	5,284			
4/06/2021	2,000	900	2,122	(1,222)	0	0	0	0	2,122			
7/06/2021	1,000	450	1,044	(594)	0	0	0	0	1,044			
8/06/2021	4,000	1,800	3,822	(2,022)	0	0	0	0	3,822			
15/10/2021	10,000	4,500	9,761	(5,261)	0	0	0	0	9,761			
	27,000	12,150	28,505	(16,355)	0	0	0	0	28,505			0
Motorcycle Holdings Limited (ASX:MTO)												
5/08/2019	1,500	3,120	2,187	933	0	0	0	0	2,187			
2/02/2021	1,000	2,080	2,642	(562)	0	0	0	0	2,642			
17/08/2021	400	832	1,194	(362)	0	0	0	0	1,194			
31/08/2021	1,000	2,080	3,380	(1,300)	0	0	0	0	3,380			
	3,900	8,112	9,403	(1,291)	0	0	0	0	9,403			0
Myer Holdings Limited - Ordinary Fully Paid (ASX:MYR)												
13/10/2009	975	317	4,000	(3,683)	0	0	0	0	4,000			
	975	317	4,000	(3,683)	0	0	0	0	4,000			0
National Storage REIT - Stapled Security Fully Paid (ASX:NSR)												
24/06/2016	1,000	2,140	1,777	363	0	60	(291)		1,777			
30/06/2021	240	514	480	34	0	0	(29)		480			
27/10/2021	1,000	2,140	2,462	(322)	0	0	(68)		2,462			
	2,240	4,794	4,719	75	0	60	(388)		4,719			0
Nib Holdings Limited (ASX:NHF)												
25/05/2018	1,000	7,380	5,332	2,048	0	0	0	0	5,332			
	1,000	7,380	5,332	2,048	0	0	0	0	5,332			0

Riverleigh Superannuation Fund

Unrealised Capital Gains as at 30 June 2022

	Accounting Treatment				Taxation Treatment											
	Quantity /Description	Market Value	Original Cost	Accounting Gain/(Loss)	Cost Base Calculation			Capital Gains Calculation								
					Tax Free	Tax Deferred	AMIT	Amount	Indexation	Discountable	Other	Deferred	Capital Loss			
Listed Securities Market																
Resmed Inc - Cdi 10:1 Foreign Exempt Nyse (ASX:RMD)																
7/03/2022	100	3,069	3,352	(283)	0	0	0	0	3,352							
	100	3,069	3,352	(283)	0	0	0	0	3,352							0
Shopping Centres Australasia Property Group - Fully Paid Units Stapled Securities (ASX:SCP)																
4/02/2020	2,000	5,500	5,902	(402)	0	0	0	26	5,902							
	2,000	5,500	5,902	(402)	0	0	0	26	5,902							0
Sierra Nevada Gold Inc. - Cdi 1:1 Us Person Prohibited Excluding Qlb (ASX:SNX)																
9/05/2022	5,000	2,150	2,372	(222)	0	0	0	0	2,372							
	5,000	2,150	2,372	(222)	0	0	0	0	2,372							0
Sipa Resources Limited - Ordinary Fully Paid (ASX:SRI)																
12/12/2012	1,250	41	1,661	(1,620)	0	0	0	0	1,661							
14/01/2013	2,500	83	3,172	(3,089)	0	0	0	0	3,172							
	3,750	124	4,833	(4,709)	0	0	0	0	4,833							0
SPDR S&P/ASX 200 Fund - Exchange Traded Fund Units Fully Paid (ASX:STW)																
15/06/2017	100	5,946	5,472	474	0	2	2	(30)	5,472							
	100	5,946	5,472	474	0	2	2	(30)	5,472							0
Stockland - Units/Ordinary Fully Paid Stapled Securities (ASX:SGP)																
25/11/2013	600	2,166	2,356	(190)	0	81	81	(80)	2,356							
23/12/2014	700	2,527	2,969	(442)	0	80	80	(93)	2,969							
	1,300	4,693	5,325	(632)	0	161	161	(173)	5,325							0
Super Retail Group Limited (ASX:SUL)																
21/02/2018	800	6,792	5,855	937	0	0	0	0	5,855							
	800	6,792	5,855	937	0	0	0	0	5,855							0
Ten Sixty Four Limited (ASX:X64)																
6/08/2010	600	414	2,423	(2,009)	0	0	0	0	2,423							
	600	414	2,423	(2,009)	0	0	0	0	2,423							0
The Reject Shop Limited (ASX:TRS)																
7/08/2014	300	975	2,821	(1,846)	0	0	0	0	2,821							
7/08/2014	400	1,300	3,741	(2,441)	0	0	0	0	3,741							
	700	2,275	6,562	(4,287)	0	0	0	0	6,562							0

Riverleigh Superannuation Fund
Unrealised Capital Gains as at 30 June 2022

Quantity /Description	Accounting Treatment			Taxation Treatment								
	Market Value	Original Cost	Accounting Gain/(Loss)	Cost Base Calculation			Capital Gains Calculation					
				Tax Free	Tax Deferred	AMIT	Amount	Indexation	Discountable	Other	Deferred	Capital Loss
Listed Securities Market												
Wagners Holding Company Limited (ASX:WGN)												
18/12/2017	888	2,934	(2,046)	0	0	0	0	0	2,934			
19/12/2017	666	2,176	(1,510)	0	0	0	0	0	2,176			
6/03/2018	985	4,218	(3,124)	0	0	0	0	0	4,218			
13/03/2018	666	2,524	(1,858)	0	0	0	0	0	2,524			
13/03/2018	500	2,112	(1,557)	0	0	0	0	0	2,112			
21/03/2018	1,000	4,192	(3,082)	0	0	0	0	0	4,192			
13/04/2018	500	1,967	(1,412)	0	0	0	0	0	1,967			
31/07/2018	250	1,064	(787)	0	0	0	0	0	1,064			
5/11/2018	1,500	5,262	(3,597)	0	0	0	0	0	5,262			
5/11/2018	600	2,037	(1,371)	0	0	0	0	0	2,037			
5/11/2018	1,000	3,482	(2,372)	0	0	0	0	0	3,482			
26/11/2018	600	1,900	(1,234)	0	0	0	0	0	1,900			
28/11/2018	4,000	11,992	(7,552)	0	0	0	0	0	11,992			
4/12/2018	2,000	6,394	(4,174)	0	0	0	0	0	6,394			
10/12/2018	1,000	3,011	(1,901)	0	0	0	0	0	3,011			
10/12/2018	1,000	3,022	(1,912)	0	0	0	0	0	3,022			
13/12/2018	1,400	4,208	(2,654)	0	0	0	0	0	4,208			
9/04/2019	2,200	4,857	(2,415)	0	0	0	0	0	4,857			
21/05/2019	1,000	1,972	(862)	0	0	0	0	0	1,972			
25/11/2019	3,448	5,344	(1,517)	0	0	0	0	0	5,344			
6/12/2017	2,500	6,775	(4,000)	0	0	0	0	0	6,775			
25/11/2019	400	620	(176)	0	0	0	0	0	620			
	27,883	30,950	(51,112)	0	0	0	0	0	82,062			0
Wam Leaders Limited (ASX:WLE)												
4/06/2019	2,000	2,920	708	0	0	0	0	0	2,212			
16/08/2021	800	1,152	16	0	0	0	0	0	1,152			
	2,800	4,088	724	0	0	0	0	0	3,364			0
Waypoint REIT - Fully Paid Ordinary/Units Stapled Securities (ASX:WPR)												
9/02/2017	2,815	6,531	(90)	0	0	0	0	(411)	6,621			
	2,815	6,531	(90)	0	0	0	0	(411)	6,621			0

Riverleigh Superannuation Fund
Unrealised Capital Gains as at 30 June 2022

Quantity /Description	Accounting Treatment				Taxation Treatment								
	Market Value	Original Cost	Accounting Gain/(Loss)	Tax Free	Cost Base Calculation		AMIT	Amount	Capital Gains Calculation				
					Tax Deferred	Tax Free			Indexation	Discountable	Other	Deferred	Capital Loss
Listed Securities Market													
Westfarmers Limited - Ordinary Fully Paid (ASX:WES)													
30/03/2020	100	4,191	3,153	1,038	0	0	0	0	3,153				
22/04/2020	200	8,382	6,830	1,552	0	0	0	0	6,830				
	300	12,573	9,983	2,590	0	0	0	0	9,983			0	
Westpac Banking Corporation (ASX:WBC)													
31/12/2018	400	7,800	10,108	(2,308)	0	0	0	0	10,108				
13/03/2020	200	3,900	3,256	644	0	0	0	0	3,256				
	600	11,700	13,364	(1,664)	0	0	0	0	13,364			0	
Woodside Energy Group Ltd (ASX:WDS)													
20/02/2020	200	6,368	6,740	(372)	0	0	0	0	6,740				
	200	6,368	6,740	(372)	0	0	0	0	6,740			0	
Woolworths Limited - Ordinary Fully Paid (ASX:WOW)													
27/03/2020	200	7,120	6,458	662	0	0	0	0	6,458				
7/04/2020	100	3,560	3,090	470	0	0	0	0	3,090				
7/04/2020	100	3,560	3,156	404	0	0	0	0	3,156				
22/04/2020	100	3,560	3,081	479	0	0	0	0	3,081				
	500	17,800	15,785	2,015	0	0	0	0	15,785			0	
Listed Securities Market Total													
		503,731	601,288	(97,557)	0	257	(1,372)	0	601,288			0	

Riverleigh Superannuation Fund
Unrealised Capital Gains as at 30 June 2022

Capital Gains Tax Return Summary

	Indexation	Discount	Other	Deferred	Total Capital Gains	Capital Losses
Current Year Capital Gains						
Shares & Units - Listed Shares	0	0	0	0	0	0
Shares & Units - Other Shares	0	0	0	0	0	0
Shares & Units - Listed Trusts	0	0	0	0	0	0
Shares & Units - Other Units	0	0	0	0	0	0
Australian Real Estate	0	0	0	0	0	0
Other Real Estate	0	0	0	0	0	0
Collectables	0	0	0	0	0	0
Other CGT Assets & Other CGT Events	0	0	0	0	0	0
Distributed Capital Gains from Trusts	0	0	0	0	0	0
	0	0	0	0	0	0

Capital Losses Applied

Current Year	0	0	0	0	0
Prior Years	0	0	0	0	0
	0	0	0	0	0

Net Capital Gains

Net Gain after applying losses	0	0	0	0	0
Discount applicable	0	0	0	0	0
Net Gain after applying discount	0	0	0	0	0

Gains/Losses on Custom Holding Accounts

Account Name	Book Cost	Value	Gain/(Loss)	Tax Rate %	Tax Effect
	6	6	0	0%	0
Custom Holding Accounts Totals	6	6	0		0

**MINUTES OF THE MEETING OF THE DIRECTOR(S) OF THE CORPORATE TRUSTEE
ENORMOUS EXPECTATION PTY LTD ATF
RIVERLEIGH SUPERANNUATION FUND
HELD ON 22 MARCH 2023 AT
1 UNDARA AVENUE, BUDDINA QLD**

PRESENT

Gregory Meek

Kerrie Meek

**APPROVAL OF
PREVIOUS MINUTES:**

It was resolved that the minutes of the previous meeting had been signed as a true and correct record.

PAYMENT OF BENEFITS:

The trustee has ensured that any payment of benefits made from the fund meet the requirement of the fund's deed and do not breach the superannuation laws in relation to:

1. making payment to members; and
2. breaching the fund's or the member's investment strategy.

The trustees have reviewed the payment of benefits and received advice that the transfer is in accordance with the deed and the superannuation laws. As such the trustee has resolved to allow the payment of the following benefits on behalf of the members:

Member Name/Payment Type	Amount
<i>Mr Gregory Meek</i>	
Lump Sum	15,479
Pension	193,618
<i>Mrs Kerrie Meek</i>	
Pension	97,191

**ALLOCATION OF NET
INCOME:**

It was resolved that the income of the fund be proportionally allocated to members based on the members' daily weighted average balances. The following amounts of income, and related amounts of tax, are to be credited to / debited from member accounts:

	Income	Fund Tax	Conts Tax	Direct Tax
<i>Mr Gregory Meek</i>				
501: Meek, Gregory	(64,358)	58	0	0
503: Meek, Gregory	(1,675)	2	0	0
504: Meek, Gregory	(4,152)	4	0	0
505: Meek, Gregory	(2)	0	0	0
506: Meek, Gregory	(71)	0	0	0
507: Meek, Gregory	(6,258)	6	0	0
508: Meek, Gregory	(272)	0	0	0
<i>Mrs Kerrie Meek</i>				
502: Meek, Kerrie	(10,548)	10	0	0
506: Meek, Kerrie	(3)	0	0	0
507: Meek, Kerrie	(8,116)	7	0	0
508: Meek, Kerrie	(93)	0	0	0

**REPORTING ENTITY
CONCEPT:**

It was resolved that, in the opinion of the trustee, the fund is not a reporting entity because it is unlikely that users exist who are unable to command the preparation of reports tailored so as to satisfy specifically all their information needs.

Therefore, the financial statements for the fund are to be prepared on the basis of the fund being a "non-reporting entity", and will therefore take the form of Special Purpose Financial Reports.

REPORTS AND STATEMENTS:

The Financial Reports consisting of Statement of Financial Position, Operating Statement and Notes to the Financial Statements, Trustee's Declaration, Compilation Report, Auditor's Report and Member Statement for the period ended 30 June 2022 were tabled for consideration at the meeting.

It was resolved that the financial statements be adopted in their present format and that the statement by the trustees attached to the financial reports be signed by the Trustees, stating that:

1. the financial statements are drawn up so as to present fairly the financial position of the fund as at 30 June 2022, the benefits accrued as a result of operations and its cash flow for the year then ended;
2. the financial statements have been prepared in accordance with the requirements of the trust deed and Australian Accounting Standards as noted in Note 1 to the Financial Statements and
3. the fund has operated substantially in accordance with the trust deed and the requirements of the *Superannuation Industry (Supervision) Act 1993 (S/ISA)*, during the year ended 30 June 2022.

INCOME TAX RETURN:

The completed Self-Managed Superannuation Fund Annual Return for the financial year ended 30 June 2022 was tabled for consideration at the meeting.

It was resolved that:

1. the particulars contained in the 2022 income tax return and the relevant records used to ascertain the taxable income, as shown, derived by the fund from all sources in and out of Australia during the year of income are true and correct and;
2. the fund satisfies the statutory requirements and conditions applicable to be classified as a 'Regulated Superannuation Fund/Complying Superannuation Fund' for the year of income and;
3. the income tax return be adopted in its present format and that the Return be signed by the Trustees.

REVIEW OF INVESTMENT STRATEGY:

The fund's investment performance for the year ended 30 June 2022 and existing investment strategy have been reviewed by the Trustees, after considering:

1. the risk involved in making, holding and realising, and the likely return from, the fund's investments having regard to its objectives and its expressed cash flow requirements;
2. the composition of the fund's investments as a whole including the extent to which the investments are diverse or involve the funds being exposed to risks from inadequate diversification;
3. the liquidity of the fund's investments having regard to its expected cash flow requirements;
4. the ability of the fund to discharge its existing and prospective liabilities;
5. whether the fund should hold a contract of insurance that provides insurance cover for members of the fund; and
6. the effect of the fund's investments on the above requirements and all matters relating to the prudential nature of the investment being continuously monitored, regularly reviewed and to make sure they adhere to fund's investment objectives and relevant legislation.

It was resolved that the aims and objectives of the investment strategy were being achieved and that the said investment strategy requires no further modification or adoption at this time.

TRUSTEE AND MEMBER STATUS:

Each of the trustee(s) confirmed that they are qualified to act as trustee(s) of the fund and that they are not disqualified persons as defined by Section 120 of the S/SA.

Each of the member(s) confirmed that they are a member of the fund and agreed to be bound by the provisions contained within the Trust Deed of the fund (and any subsequent amendments).

AUDITOR:

It was resolved that

John Grounds
of
John Grounds
44 Ferguson Road
Wavell Heights, QLD 4012

act as the auditor of the fund for the next financial year.

TAX AGENT:


It was resolved that

Mr Dennis Eagles
of
Grant Thornton Australia Limited
Level 18
145 Ann Street
Brisbane, QLD 4000

act as the tax agent of the fund for the next financial year.

CLOSURE:

There being no further business the meeting was closed.



Dated: 17/4/2023

Kerrie Meek
Chairperson

**MEMORANDUM OF RESOLUTION
ENORMOUS EXPECTATION PTY LTD ATF
RIVERLEIGH SUPERANNUATION FUND
PASSED ON/...../..... AT
1 UNDARA AVENUE, BUDDINA, QLD 4575, AUSTRALIA**

INVESTMENT TRANSACTIONS: It was resolved that, having regard to the composition, risk and return of the fund's existing investments, the fund's investment objectives and its present liquidity, the investment transactions identified in the Investment Movement Summary Report be confirmed.

CLOSURE:

There are no further matters being considered.



.....
Kerrie Meek
Chairperson

Dated: 17/4/2023

Trustee Representation Letter

The Trustees
Riverleigh Superannuation Fund
1 Undara Avenue
BUDDINA, QLD 4575

17/4/2023

John Grounds
John Grounds
44 Ferguson Road
Wavell Heights, QLD 4012

Dear Sir/Madam,

Representation Letter From the Trustees Riverleigh Superannuation Fund Year Ended 30 June 2022

This representation letter is provided in connection with your audit of the financial report of the Riverleigh Superannuation Fund (the Fund) and the Fund's compliance with the *Superannuation Industry (Supervision) Act 1993* (SISA) and *SIS Regulations* (SISR), for the year ended 30 June 2022, for the purpose of you expressing an opinion as to whether the financial report is, in all material respects, presented fairly in accordance with the accounting policies adopted by the Fund and the Fund complied, in all material respects, with the relevant requirements of SISA and SISR.

The trustees have determined that the Fund is not a reporting entity for the year ended 30 June 2022 and that the requirement to apply Australian Accounting Standards and other mandatory reporting requirements do not apply to the Fund. Accordingly, the financial report prepared is a special purpose financial report which is for distribution to members of the Fund and to satisfy the requirements of the SISA and SISR. We acknowledge our responsibility for ensuring that the financial report is in accordance with the accounting policies as selected by ourselves and requirements of the SISA and SISR, and confirm that the financial report is free of material misstatements, including omissions.

We confirm, to the best of our knowledge and belief, the following representations made to you during your audit.

1. Sole purpose test

The Fund is maintained for the sole purpose of providing benefits for each member on their retirement, death, termination of employment or ill-health.

2. Trustees are not disqualified

No disqualified person acts as a director of the trustee company or as an individual trustee.

3. Fund's governing rules, Trustees' responsibilities and Fund conduct

The Fund meets the definition of a self-managed superannuation fund under SISA, including that no member is an employee of another member, unless they are relatives and no trustee [or director of the corporate trustee] receives any remuneration for any duties or services performed by the trustee [or director] in relation to the Fund.

The Fund has been conducted in accordance with its governing rules at all times during the year and there were no amendments to the governing rules during the year, except as notified to you.

The trustees have complied with all aspects of the trustee requirements of the SISA and SISR.

The trustees are not subject to any contract or obligation which would prevent or hinder the trustees in properly executing their functions and powers.

The Fund has been conducted in accordance with SISA, SISR and the governing rules of the Fund.

The Fund has complied with the requirements of the SISA and SISR specified in the approved form auditor's report as issued by the ATO, which are sections 17A, 35AE, 35B, 35C(2), 62, 65, 66, 67, 67A, 67B, 82-85, 103, 104, 104A, 105, 109 and 126K of the SISA and regulations 1.06(9A), 4.09, 4.09A, 5.03, 5.08, 6.17, 7.04, 8.02B, 13.12, 13.13, 13.14 and 13.18AA of the SISR.

All contributions accepted and benefits paid have been in accordance with the governing rules of the Fund and relevant provisions of the SISA and SISR.

There have been no communications from regulatory agencies concerning non-compliance with, or

deficiencies in, financial reporting practices that could have a material effect on the financial report [or we have disclosed to you all known instances of non-compliance or suspected non-compliance with laws and regulations whose effects should be considered when preparing the financial report and the Auditor's/actuary's contravention report].

4. **Investment strategy**

The investment strategy has been determined and reviewed taking into account the circumstances of the fund as a whole, with due regard to risk, return, liquidity and diversity. We have ensured the assets of the Fund have always been invested in line with this strategy. We have considered the insurance needs of Fund members in determining the investment strategy.

5. **Asset form and valuation**

Investments are carried in the books at market value. We consider the valuations within the financial report are reasonable in light of present circumstances.

We have no plans or intentions that may materially affect the carrying values, or classification, of assets and liabilities.

There are no commitments, fixed or contingent, for the purchase or sale of long term investments other than those disclosed in the financial report.

6. **Accounting policies**

All the significant accounting policies of the Fund are adequately described in the financial report and the notes attached thereto. These policies are consistent with the policies adopted last year by the trustee in accordance with legislative requirements and the fund's trust deed.

7. **Fund books and records**

We have made available to you all financial records and related data, other information, explanations and assistance necessary for the conduct of the audit; and minutes of all meetings of the trustees.

We acknowledge our responsibility for the design and implementation of internal control to prevent and detect error and fraud. We have established and maintained an adequate internal control structure to facilitate the preparation of reliable financial reports, and adequate financial records have been maintained. There are no material transactions that have not been properly recorded in the accounting records underlying the financial report.

We have disclosed to you the results of our assessment of the risk that the financial report may be materially misstated as a result of fraud. We have disclosed to you all information in relation to fraud or suspected fraud that we are aware of and that affects the Fund and involves the trustees or others.

In instances where the Fund uses a custodian, we confirm we have not been advised of any fraud, non-compliance with laws and regulations or uncorrected misstatements that would affect the financial report of the fund.

Information retention obligations have been complied with, including:

- accounting records and financial reports are being kept for five years;
- minutes and records of trustees' [or directors of the corporate trustee] meetings [or for sole trustee: decisions] are being kept for 10 years;
- records of trustees' [or directors of the corporate trustee] changes and trustees' consents are being kept for at least 10 years;
- copies of all member or beneficiary reports are being kept for 10 years; and
- trustee declarations in the approved form have been signed and are being kept for each trustee appointed after 30 June 2007.

8. **Safeguarding Assets**

We have considered the importance of safeguarding the assets of the fund, and we confirm we have the following procedures in place to achieve this:

- authorised signatories on bank and investment accounts are regularly reviewed and considered appropriate; and
- tangible assets are, where appropriate, adequately insured and appropriately stored.

9. **Significant assumptions**

We believe that significant assumptions used by us in making accounting estimates are reasonable.

10. **Uncorrected misstatements**

We believe the effects of those uncorrected financial report misstatements aggregated by the auditor during the audit are immaterial, both individually and in aggregate, to the financial report taken as a whole. A summary of such items is attached.

11. Ownership and pledging of assets

The Fund has satisfactory title to all assets appearing in the statement of [financial position/net assets]. All investments are registered in the name of the Fund, where possible, and are in the custody of the respective manager/trustee.

There are no liens or encumbrances on any assets or benefits, and no assets, benefits or interests in the Fund have been pledged or assigned to secure liabilities of others.

All assets of the Fund are held separately from the assets of the members, employers and the trustees. All assets are acquired, maintained and disposed of on an arm's length basis and appropriate action is taken to protect the assets of the Fund.

12. Related parties

We have disclosed to you the identity of the Fund's related parties and all related party transactions and relationships. Related party transactions and related amounts receivable have been properly recorded or disclosed in the financial report. Acquisitions from, loans to, leasing of assets to and investments in related parties have not exceeded the in-house asset restrictions in the SISA at the time of the investment, acquisition or at year end.

The Fund has not made any loans or provided financial assistance to members of the Fund or their relatives.

13. Borrowings

The Fund has not borrowed money or maintained any borrowings during the period, with the exception of borrowings which were allowable under SISA.

14. Subsequent events

No events or transactions have occurred since the date of the financial report, or are pending, which would have a significant adverse effect on the Fund's financial position at that date, or which are of such significance in relation to the Fund as to require mention in the notes to the financial report in order to ensure the financial report is not misleading as to the financial position of the Fund or its operations.

15. Outstanding legal action

We confirm you have been advised of all significant legal matters, and that all known actual or possible litigation and claims have been adequately accounted for and appropriately disclosed in the financial report.

There have been no communications from the ATO concerning a contravention of the SISA or SISR which has occurred, is occurring, or is about to occur.

16. Going Concern

We confirm we have no knowledge of any events or conditions that would cast significant doubt on the fund's ability to continue as a going concern.

Declaration

We understand that your examination was made in accordance with Australian Auditing Standards and applicable Standards on Assurance Engagements and was, therefore, designed primarily for the purpose of expressing an opinion on the financial report of the Fund taken as a whole, and on the compliance of the Fund with specified requirements of SISA and SISR, and that your tests of the financial and compliance records and other auditing procedures were limited to those which you considered necessary for that purpose.

Yours faithfully

Riverleigh Superannuation Fund



.....
Gregory Meek
Director



.....
Kerrie Meek
Director

