

COYTE SF

Statement of Financial Position

As At 30 Jun 2022

	As at 30 Jun 2021	Quantity	As at 30 Jun 2022	Quantity
	Balance		Balance	
Assets				
Investments				
Cash and Cash Equivalents				
High Interest Account	\$ 2.85		\$ 0.00	
Total Cash and Cash Equivalents	\$ 2.85		\$ 0.00	
Derivative Investments				
Lepidico Ltd - Option Expiring 05-Jun-2022	28.05	28,053	\$ 0.00	0
Total Derivative Investments	\$ 28.05		\$ 0.00	
Shares in Listed Companies				
Allkem Limited	\$ 0.00		\$ 145,113.25	14,075
Antipa Minerals Limited	\$ 45,539.23	1,110,713	\$ 13,142.82	410,713
Arafura Resources Limited	\$ 0.00		\$ 23,085.00	81,000
Bega Cheese Limited	\$ 11.78	2	\$ 7.64	2
Commonwealth Bank Of Australia - Cap Note 100,239,129+5.20% Perp Non-Cum Red T-10-21	\$ 0.00	0	\$ 0.00	0
Commonwealth Bank Of Australia - Cap Note 6,688,857+5.20% Perp Non-Cum Red T-10-21	\$ 0.00	0	\$ 0.00	0
Ecograf Limited	\$ 32,028.87	56,191	\$ 59,565.70	233,591
Evolution Mining Limited	\$ 0.00		\$ 34,153.00	14,350
Galaxy Resources Limited	\$ 75,712.10	20,630	\$ 0.00	0
Invocare Limited	\$ 22,098.70	1,910	\$ 0.00	0
Lepidico Ltd	\$ 38,001.37	3,800,137	\$ 60,535.38	2,328,284
Melbana Energy Limited	\$ 0.00		\$ 15,990.00	205,000
National Australia Bank Limited - Cap Note 4,874,264.00% Perp Non-Cum Red T-06-26	\$ 0.00	0	\$ 56,875.50	550
Newcrest Mining Limited	\$ 0.00		\$ 25,151.56	1,204
Northern Star Resources Ltd	\$ 8,420.58	861	\$ 27,503.64	4,021
Nufarm Limited	\$ 5,450.20	1,190	\$ 0.00	0
Orocobre Limited	\$ 86,950.33	13,439	\$ 0.00	0
Platinum Asset Management Limited	\$ 39,402.75	8,025	\$ 63,741.42	36,633
Qube Holdings Limited	\$ 744.95	235	\$ 0.00	0
Ramsay Health Care Limited	\$ 9,442.50	150	\$ 0.00	0
Rox Resources Limited	\$ 16,820.00	580,000	\$ 9,280.08	38,667
Sayona Mining Limited	\$ 0.00		\$ 449.85	2,999
Syrah Resources Limited	\$ 0.00		\$ 17,598.75	14,250
Westpac Banking Corporation	\$ 0.00		\$ 31,999.50	1,641
Woodside Petroleum	\$ 1,377.02	62	\$ 0.00	0
Xantippe Resources Limited	\$ 0.00		\$ 9,800.00	1,400,000
Total Shares in Listed Companies	\$ 657,795.04		\$ 593,993.09	
Total Investments	\$ 657,825.94		\$ 593,993.09	
Other Assets				
Cash At Bank				
Cash Account - NAB	\$ 0.03		\$ 0.03	
CBA CDIA 13012283 Anne	\$ 35.86		\$ 9.84	
Macquarie Cash Mgt Trust 960248128	\$ 10.00		\$ 350.00	
Total Cash At Bank	\$ 45.89		\$ 359.87	
Receivables				
Investment Income Receivable				
Dividends				
Shares in Listed Companies				
Commonwealth Bank of Australia	\$ 54.00		\$ 0.00	
Total Shares in Listed Companies	\$ 54.00		\$ 0.00	
Total Dividends	\$ 54.00		\$ 0.00	
Total Investment Income Receivable	\$ 54.00		\$ 0.00	
Total Receivables	\$ 54.00		\$ 0.00	
Current Tax Assets				
Income Tax Payable	\$ 3,998.18		\$ 3,998.18	
Provision for Income Tax	\$ -516.30		\$ -1,085.85	
Withholding Credits				
Shares in Listed Companies				
AGL Energy Limited.	\$ 7.00		\$ 0.00	

Total Shares in Listed Companies	\$	7.00	\$	0.00
Total Withholding Credits	\$	7.00	\$	0.00
Franking Credits				
Shares in Listed Companies				
AGL Energy Limited.	\$	26.23	\$	0.00
Australia And New Zealand Banking Group Limited - Cap Note 3-Bbsw+4.70% Perp Non-Cum Red T-03-24	\$	197.99	\$	0.00
Bega Cheese Limited	\$	11.52	\$	0.09
Commonwealth Bank of Australia	\$	2.94	\$	0.00
Commonwealth Bank of Australia - 2775000 3-Bbsw+5.20% Perp Non-Cum Red T-10-21	\$	2775.00	\$	1,146.06
Commonwealth Bank of Australia - 100000 3-Bbsw+5.20% Perp Non-Cum Red T-10-21	\$	100.00	\$	54.52
CSL Limited	\$	0.00	\$	0.68
Evolution Mining Limited	\$	0.00	\$	184.50
Invocare Limited	\$	175.37	\$	77.76
National Australia Bank Limited	\$	13.50	\$	0.00
National Australia Bank Limited - Cap Note 3-Bbsw+4.00% Perp Non-Cum Red T-06-26	\$	688.43	\$	860.46
Newcrest Mining Limited	\$	0.00	\$	101.01
Northern Star Resources Ltd	\$	12.26	\$	248.10
Platinum Asset Management Limited	\$	423.55	\$	1,779.13
Qube Holdings Limited	\$	4.84	\$	0.00
Ramsay Health Care Limited	\$	31.18	\$	97.39
Santos Limited	\$	10.36	\$	0.00
Saracen Mineral Holdings Limited	\$	13.03	\$	0.00
Sims Metal Management Limited	\$	0.15	\$	0.00
Telstra Corp	\$	329.83	\$	0.00
The Star Entertainment Group Limited	\$	1.40	\$	0.00
Westpac Banking Corp	\$	4.52	\$	0.00
Westpac Banking Corporation	\$	0.00	\$	410.97
Woodside Petroleum	\$	13.38	\$	0.00
Total Shares in Listed Companies	\$	4,861.92	\$	4,960.67
Total Franking Credits	\$	4,861.92	\$	4,960.67
Total Current Tax Assets	\$	8,350.80	\$	7,873.00
Total Other Assets	\$	8,450.69	\$	8,232.87
Total Assets	\$	666,276.63	\$	602,225.96

Liabilities

Total Liabilities	\$	0.00	\$	0.00
-------------------	----	------	----	------

Net Assets

Total Net Assets	\$	666,276.63	\$	602,225.96
------------------	----	------------	----	------------

Member Entitlements**Member Entitlement Accounts****Mr Phillip Coyte**

Accumulation	\$	23,962.88	\$	25,951.59
Philip Pension 2018	\$	18,911.96	\$	17,769.05
Phillip Pension 2014	\$	227,571.85	\$	202,424.07
Phillip Pension 2016	\$	44,810.44	\$	41,783.34
Phillip Pension 2017	\$	21,845.72	\$	20,315.13

Total Mr Phillip Coyte	\$	337,102.85	\$	308,243.18
------------------------	----	------------	----	------------

Mrs Annie Coyte

Accumulation	\$	1,004.23	\$	939.76
Annie Pension 2014	\$	282,070.52	\$	250,135.62
Annie Pension 2016	\$	41,107.91	\$	38,190.12
Annie Pension 2017	\$	4,120.87	\$	3,898.60
Annie Pension 2018	\$	870.25	\$	818.68

Total Mrs Annie Coyte	\$	329,173.78	\$	293,982.78
-----------------------	----	------------	----	------------

Total Member Entitlement Accounts	\$	666,276.63	\$	602,225.96
-----------------------------------	----	------------	----	------------

Total Member Entitlements	\$	666,276.63	\$	602,225.96
---------------------------	----	------------	----	------------

COYTE SF

Operating Statement

From 1 Jul 2021 to 30 Jun 2022

	1 Jul 2020 to 30 Jun 2021	1 Jul 2021 to 30 Jun 2022
Income		
Member Receipts		
Contributions		
Employer		
Mr Phillip Coyte	\$ 3,789.71	\$ 0.00
Total Employer	\$ 3,789.71	\$ 0.00
Member		
Personal Concessional		
Mrs Annie Coyte	\$ 635.48	\$ 0.00
Total Personal Concessional	\$ 635.48	\$ 0.00
Personal Non-Concessional		
Mr Phillip Coyte	\$ 100.00	\$ 3,200.00
Total Personal Non-Concessional	\$ 100.00	\$ 3,200.00
Total Member	\$ 735.48	\$ 3,200.00
Government Co-Contributions		
Mr Phillip Coyte	\$ 500.00	\$ 500.00
Total Government Co-Contributions	\$ 500.00	\$ 500.00
Total Contributions	\$ 5,025.19	\$ 3,700.00
Total Member Receipts	\$ 5,025.19	\$ 3,700.00
Investment Income		
Distributions		
Stapled Securities		
Transurban Group - Fully Paid Ordinary/Units Stapled Securities	\$ 7.50	\$ 0.00
Total Stapled Securities	\$ 7.50	\$ 0.00
Total Distributions	\$ 7.50	\$ 0.00
Dividends		
Shares in Listed Companies		
AGL Energy Limited.	\$ 102.73	\$ 0.00
Altium Limited	\$ 4.75	\$ 0.00
Australia And New Zealand Banking Group Limited - Cap Note 3-Bbsw+4.70% Perp Non-Cum Red T-06-26	\$ 659.27	\$ 0.00
Bega Cheese Limited	\$ 38.42	\$ 0.30
Commonwealth Bank of Australia	\$ 9.80	\$ 0.00
Commonwealth Bank Of Australia. - Cap Note 3-Bbsw+5.20% Perp Non-Cum Red T-10-21	\$ 9,250.11	\$ 3,820.19
Commonwealth Bank Of Australia. - Cap Note 3-Bbsw+5.20% Perp Non-Cum Red T-10-21	\$ 388.09	\$ 181.73
CSL Limited	\$ 0.00	\$ 16.58
CSL Limited	\$ 26.98	\$ 0.00
Evolution Mining Limited	\$ 0.00	\$ 615.00
Invocare Limited	\$ 584.57	\$ 259.21
National Australia Bank Limited	\$ 45.00	\$ 0.00
National Australia Bank Limited - Cap Note 3-Bbsw+4.00% Perp Non-Cum Red T-06-26	\$ 2,328.04	\$ 2,868.19
Newcrest Mining Limited	\$ 0.00	\$ 336.71
Northern Star Resources Ltd	\$ 40.86	\$ 827.00
Nufarm Limited	\$ 0.00	\$ 47.60
Platinum Asset Management Limited	\$ 1,411.85	\$ 5,930.43
Qube Holdings Limited	\$ 16.13	\$ 0.00
Ramsay Health Care Limited	\$ 103.93	\$ 324.64
Santos Limited	\$ 34.54	\$ 0.00
Saracen Mineral Holdings Limited	\$ 43.43	\$ 0.00
Sims Metal Management Limited	\$ 0.51	\$ 0.00
Telstra Corp	\$ 1,099.43	\$ 0.00
The Star Entertainment Group Limited	\$ 4.66	\$ 0.00
Westpac Banking Corp	\$ 15.06	\$ 0.00
Westpac Banking Corporation	\$ 0.00	\$ 1,369.89
Woodside Petroleum	\$ 44.61	\$ 0.00
Total Shares in Listed Companies	\$ 16,253.47	\$ 16,597.47
Total Dividends	\$ 16,253.47	\$ 16,597.47

Interest			
Cash and Cash Equivalents			
High Interest Account	\$	379.15	\$ 0.00
Total Cash and Cash Equivalents	\$	379.15	\$ 0.00
Cash At Bank			
Cash Account - NAB	\$	0.91	\$ 0.09
Macquarie Cash Mgt Trust 960248128	\$	0.18	\$ 0.00
Total Cash At Bank	\$	1.09	\$ 0.09
Total Interest	\$	380.24	\$ 0.09
Total Investment Income	\$	16,641.21	\$ 16,597.56
Other Income			
Sundry			
	\$	0.00	\$ 16.66
Total Other Income	\$	0.00	\$ 16.66
Total Income	\$	21,666.40	\$ 20,314.22

Expenses**Member Payments**

Pensions Paid			
Mr Phillip Coyte			
Philip Pension 2018	\$	484.46	\$ 681.00
Phillip Pension 2014	\$	29,218.47	\$ 19,737.10
Phillip Pension 2016	\$	1,720.00	\$ 1,930.00
Phillip Pension 2017	\$	950.00	\$ 995.00
Total Mr Phillip Coyte	\$	32,372.93	\$ 23,343.10
Mrs Annie Coyte			
Annie Pension 2014	\$	18,228.07	\$ 25,168.26
Annie Pension 2016	\$	1,860.00	\$ 1,907.00
Annie Pension 2017	\$	190.00	\$ 120.00
Annie Pension 2018	\$	20.00	\$ 30.00
Total Mrs Annie Coyte	\$	20,298.07	\$ 27,225.26
Total Pensions Paid	\$	52,671.00	\$ 50,568.36
Total Member Payments	\$	52,671.00	\$ 50,568.36

Other Expenses

Accountancy Fee	\$	2,535.00	\$ 2,535.00
Auditor Fee	\$	885.00	\$ 885.00
Regulatory Fees	\$	0.00	\$ 160.00
SMSF Supervisory Levy	\$	259.00	\$ 259.00
Sundry	\$	0.00	\$ 17.40
Total Other Expenses	\$	3,679.00	\$ 3,856.40

Investment Losses

Market Losses			
Derivative Investments			
Lepidico Ltd - Option Expiring 05-Jun-2022	\$	28.06	\$ 28.05
Lepidico Ltd - Option Expiring 30-Sep-2020	\$	65.93	\$ 0.00
Total Derivative Investments	\$	93.99	\$ 28.05
Shares in Listed Companies			
AGL Energy Limited.	\$	2,145.85	\$ 0.00
Allkem Limited	\$	0.00	\$ -104,982.39
Altium Limited	\$	-78.00	\$ 0.00
Antipa Minerals Limited	\$	-949.78	\$ -6,255.31
Arafura Resources Limited	\$	0.00	\$ -4,835.15
Australia And New Zealand Banking Group Limited - Cap Note 3-Bbsw+4.70% Perp Non-Cum Red T-10-21	\$	542.25	\$ 0.00
Bega Cheese Limited	\$	-482.35	\$ 4.14
Cannon Resources Limited	\$	0.00	\$ -4,498.64
Comet Ridge Limited	\$	1,316.75	\$ 0.00
Commonwealth Bank of Australia	\$	-202.62	\$ 0.00
Commonwealth Bank Of Australia. - Cap Note 3-Bbsw+5.20% Perp Non-Cum Red T-10-21	\$	3,415.07	\$ 4,434.88
Commonwealth Bank Of Australia. - Cap Note 3-Bbsw+5.20% Perp Non-Cum Red T-10-21	\$	162.87	\$ 256.18
CSL Limited	\$	0.00	\$ -758.20
CSL Limited	\$	-562.20	\$ 0.00
Ecograf Limited	\$	-12,298.96	\$ 78,230.99
Evolution Mining Limited	\$	0.00	\$ 19,459.70

Galaxy Resources Limited	\$	-48,370.85	\$	28,910.79
Invocare Limited	\$	-2,138.75	\$	-1,937.35
Lepidico Ltd	\$	-10,560.92	\$	-43,700.41
Melbana Energy Limited	\$	0.00	\$	3,404.90
National Australia Bank Limited	\$	-11.88	\$	0.00
National Australia Bank Limited - Cap Note 3-Bbsw+4.00% Perp Non-Cum Red T-06-26	\$	-3,189.71	\$	2,658.89
Newcrest Mining Limited	\$	0.00	\$	3,675.82
Northern Star Resources Ltd	\$	805.28	\$	9,819.59
Nufarm Limited	\$	-689.26	\$	-1,592.10
Orocobre Limited	\$	-63,885.93	\$	-26,420.90
Platinum Asset Management Limited	\$	-9,353.37	\$	61,463.04
Qube Holdings Limited	\$	106.01	\$	-20.55
Ramsay Health Care Limited	\$	535.50	\$	343.95
Rox Resources Limited	\$	15,698.60	\$	7,539.92
Santos Limited	\$	-577.22	\$	0.00
Saracen Mineral Holdings Limited	\$	1,111.84	\$	0.00
Sayona Mining Limited	\$	0.00	\$	-19,530.80
Sims Metal Management Limited	\$	-11.45	\$	0.00
Syrah Resources Limited	\$	0.00	\$	7,605.91
Telstra Corp	\$	-4,173.54	\$	0.00
The Star Entertainment Group Limited	\$	-16.82	\$	0.00
Westpac Banking Corp	\$	-108.36	\$	0.00
Westpac Banking Corporation	\$	0.00	\$	5,411.94
Woodside Petroleum	\$	21.91	\$	-62.51
Xantippe Resources Limited	\$	0.00	\$	10,199.90
Total Shares in Listed Companies	\$	-132,884.34	\$	28,826.23
Stapled Securities				
Transurban Group - Fully Paid Ordinary/Units Stapled Securities	\$	74.00	\$	0.00
Total Stapled Securities	\$	74.00	\$	0.00
Total Market Losses	\$	-132,716.35	\$	28,854.28
Total Investment Losses	\$	-132,716.35	\$	28,854.28
Total Expenses	\$	-76,366.35	\$	83,279.04
Income Tax				
Income Tax Expense				
Income Tax Expense	\$	516.30	\$	1,085.85
Total Income Tax Expense	\$	516.30	\$	1,085.85
Total Income Tax	\$	516.30	\$	1,085.85
Net Profit (Loss) Total	\$	97,516.45	\$	-64,050.67

Suite 705/84 Pitt Street
Sydney NSW 2000

GPO Box 5311
Sydney NSW 2001

limeactuarial.com.au
certificates@limeactuarial.com.au
1300 546 300
02 8096 5901

16 November 2022

Certificate No. 298114.1

The Trustees
COYTE SUPERANNUATION FUND

Dear Trustees,

SECTION 295-390 ACTUARIAL CERTIFICATE

This Actuarial Certificate is prepared for COYTE SUPERANNUATION FUND for the financial year ending 30 June 2022. It complies with The Institute of Actuaries of Australia Professional Standard 406.

Information I have relied upon

This Actuarial Certificate relies upon information provided to us by Ocean View Solutions Pty Ltd on behalf of the Trustees of COYTE SUPERANNUATION FUND. The key information I have relied upon is shown in Appendix 1.

You have stated that:

- Any assets segregated by election (using separate asset pools) have been removed from the data entered.
- The Fund has met the Minimum Pension Standards. That is, the required minimum amount has been withdrawn from the pension during the financial year.
- The types of pensions in the Fund include Allocated Pensions, Market-linked pensions, Term allocated pensions and Account based pensions. They do not include Defined Benefits pensions.
- The pensions valued meet the requirements to be considered Retirement Superannuation Income Streams under the Income Tax Assessment Act 1997.

My calculations have been based on draft financial statements. If any information provided, as shown in Appendix 1, changes materially then you should revise that information and obtain an updated Actuarial Certificate. If you don't have login details then you can contact Lime Actuarial to obtain your login details. There is no charge for updating your Actuarial Certificate.

Exempt proportion

The fund had unsegregated assets during these periods:

- 1 July 2021 to 30 June 2022

For the remainder of the year (if applicable), all assets were segregated. During the period where there were unsegregated assets, the exempt proportion of assessable income is calculated as follows:

	Start of year	End of year	Average
Unsegregated Retirement Income Stream Liabilities	\$641,310	\$575,335*	\$617,799
Unsegregated Superannuation liabilities	\$666,277	\$603,232*	\$645,465
Exempt Proportion			95.71%

*Estimate

The estimated net assets at 30 June 2022 were \$603,232.

The average liabilities are calculated with regard to all transactions taking place during the period in which there were unsegregated assets.

I certify that **95.71%** of investment income earned by the fund during the year ended 30 June 2022 and relating to unsegregated assets, is exempt from tax. The specific exempt percentages for each member are:

	Tax exempt %	Taxable %
Phillip Coyte	46.63%	4.13%
Annie Coyte	49.09%	0.16%
Reserves	0.00%	0.00%
Total	95.71%	4.29%

Adequacy

By definition, the value of assets and liabilities of account based income streams must be equal. Therefore I am satisfied that the value of assets at 30 June 2022 is sufficient to meet the fund's liabilities as they fall due.

Yours sincerely,



Greg Einfeld MEc, MBA
Fellow of the Institute of Actuaries of Australia

APPENDIX 1: INFORMATION YOU HAVE PROVIDED

Fund details

Fund name	COYTE SUPERANNUATION FUND
Fund ABN	43764664167
Trustee Type	Corporate
Trustee name	THE GRADUATE CONNECTION PTY LTD
Financial Year	2021-2022
Fund established during the financial year?	No
Fund wound up during the financial year?	No
Are there any assets segregated by election?	No

Member details

Member name	Date of birth	Joined during this year?	Exited the fund?	Exit the fund as a result of death?
Phillip Coyte	28/01/1947	No	No	No
Annie Coyte	23/03/1948	No	No	No

Opening Balances

Name	Non Retirement Balance	Retirement Balance	Fund Reserves
Phillip Coyte	\$23,962.88	\$313,139.97	N/A
Annie Coyte	\$1,004.23	\$328,169.55	N/A
Reserve	N/A	N/A	\$0.00

Eligibility for Segregation

Name	Yes / No
The fund is eligible for segregation	Yes

Member Cash (External) Transactions

Transaction Type	Date	Amount	Member
Retirement Withdrawal	19/09/2021	\$2,000.00	Phillip Coyte
Retirement Withdrawal	27/09/2021	\$1,000.00	Phillip Coyte
Non-Concessional Contribution	30/09/2021	\$3,200.00	Phillip Coyte
Retirement Withdrawal	12/11/2021	\$1,000.00	Phillip Coyte
Retirement Withdrawal	20/11/2021	\$2,000.00	Phillip Coyte
Non-Concessional Contribution	25/11/2021	\$500.00	Phillip Coyte
Retirement Withdrawal	26/11/2021	\$7,170.10	Phillip Coyte
Retirement Withdrawal	26/11/2021	\$810.00	Phillip Coyte
Retirement Withdrawal	26/11/2021	\$211.00	Phillip Coyte
Retirement Withdrawal	26/11/2021	\$445.00	Phillip Coyte
Retirement Withdrawal	09/12/2021	\$470.00	Phillip Coyte
Retirement Withdrawal	09/12/2021	\$2,530.00	Phillip Coyte
Retirement Withdrawal	15/03/2022	\$1,120.00	Phillip Coyte
Retirement Withdrawal	15/03/2022	\$44.30	Phillip Coyte
Retirement Withdrawal	15/03/2022	\$160.00	Phillip Coyte
Retirement Withdrawal	27/04/2022	\$505.70	Phillip Coyte
Retirement Withdrawal	27/04/2022	\$3,877.00	Phillip Coyte
Retirement Withdrawal	20/08/2021	\$5,739.15	Annie Coyte
Retirement Withdrawal	13/09/2021	\$3,794.60	Annie Coyte
Retirement Withdrawal	27/09/2021	\$879.00	Annie Coyte
Retirement Withdrawal	09/11/2021	\$673.62	Annie Coyte
Retirement Withdrawal	17/12/2021	\$850.00	Annie Coyte
Retirement Withdrawal	27/04/2022	\$4,339.81	Annie Coyte
Retirement Withdrawal	27/04/2022	\$356.38	Annie Coyte
Retirement Withdrawal	27/04/2022	\$20.00	Annie Coyte
Retirement Withdrawal	27/04/2022	\$100.00	Annie Coyte
Retirement Withdrawal	30/05/2022	\$877.00	Annie Coyte
Retirement Withdrawal	30/05/2022	\$9,565.70	Annie Coyte
Retirement Withdrawal	30/05/2022	\$20.00	Annie Coyte
Retirement Withdrawal	30/05/2022	\$10.00	Annie Coyte

Non Cash (Internal) Transactions

Transaction Type	Date	Member	Amount
No non cash (Internal) transactions found.			

Closing Balances

Date	Amount
30/6/2022	\$603,231.86*

*Estimate

APPENDIX 2:**Description of Member Cash Transaction Types**

Transaction Type	Includes
Concessional Contribution	One off and regular Concessional contributions
Non-Concessional Contribution	Non-Concessional Contributions
Transfer In	Transfers from outside the fund into accumulation accounts including Rollovers In and Insurance claims received.
Non Retirement Withdrawal	One off and regular amounts paid out of the fund from TTR accounts where the member has not met a condition of release and from accumulation accounts. Includes lump sum benefits, death benefits, rollovers out, insurance premiums, and pension drawdowns from TTR accounts where the member has not met a condition of release.
Retirement Withdrawal	One off and regular amounts paid out of the fund from TTR accounts where the member has met a condition of release and from Account Based Pension accounts. Includes pension drawdowns, lump sum benefits, death benefits, rollovers out, insurance premiums.

Description of Non-Cash Transaction Types

Transaction Type	Includes
Account Based Pension Commencements	Account Based Pensions commenced during the financial year. Do not include pensions commenced in previous years, these are shown as opening balances. Do not include TTR Pensions. An Account Based Pension commencement involves transferring member balances from Accumulation to Account Based Pension.
Retirement Pension Commutation	Retirement Pensions ceased either in part or in entirety, where balances are transferred from Retirement (TTR pension where a condition of release has been met, and Account Based Pension) to Accumulation.
Retirement Pension Reversion	Transfers of a retirement pension balance from a deceased member to a surviving spouse.
Conversions from TTR to Retirement Pension	Conversion of a TTR to a Retirement Pension when a member meets a condition of release.
Contribution Split	Contributions which are split from one spouse to another. The amount split will be up to 85% of the original concessional contribution. Note that the original concessional contribution will also be shown on this form if it took place in the same year.
Transfers from Reserves to Non Retirement	Transfer from reserve account to a member Accumulation account or TTR pension.
Transfers from Reserves to Retirement	Transfer from reserve account to a member TTR pension where a condition of release has been met or Account Based Pension.

APPENDIX 3: ASSUMPTIONS

I have assumed that all transactions occur before investment income is earned each day

No assumptions are required to calculate the rate of increase in pension liability and earning rate as by definition, the value of assets and liabilities of account based income streams must be equal.

Financial Year Summary


1 JULY 2021 - 30 JUNE 2022

CommSec

Portfolio Valuation	Account Number	Account Name	Value as at 30 June 2022
Shares	2332030	THE GRADUATE CONNECTION PTY LTD <COYTE SUPER FUND A/C>	\$593,993.10
CDIA	13012283	GOYTE SUPER FUND	\$9.84
TOTAL PORTFOLIO VALUE			\$594,002.94


Allocation as at 30 June 2022

Shares in your portfolio



AKE	(24.43%)
PTM	(10.73%)
LPD	(10.19%)
EGR	(10.03%)
NABPF	(9.58%)
EVN	(5.75%)
WBC	(5.39%)
NST	(4.63%)
NCM	(4.23%)
All Others	(15.04%)

Sectors in your portfolio



Consumer Staples	(0.00%)
Financials	(16.12%)
Materials	(25.31%)
Other	(58.57%)

Estimated Interest & Dividends	2021-2022 Financial Year
Est. Franked Dividends	\$11,447.68
Est. Unfranked Dividends	\$61.91
Est. Franking Credits	\$4,906.15
Est. Interest Received from Interest Rate Securities	\$0.00
TOTAL INCOME	\$11,509.59

Fees & Charges	2021-2022 Financial Year
Total Brokerage (inc. GST)	\$3,216.15
Total Subscriptions (inc. GST)	\$0.00
Other Fees (inc. GST)	\$0.00
TOTAL FEES & CHARGES	\$3,216.15

Portfolio Valuation

CommSec

30 JUNE 2022

SHARES - 2332030 - HIN 48713564

THE GRADUATE CONNECTION PTY LTD <COYTE SUPER FUND A/C>

Portfolio	Units	Unit Price	Portfolio Value	% of Portfolio
AKE - ALLKEM LIMITED FPO (ORDINARY FULLY PAID)	14,075	\$10.3100	\$145,113.25	24.43%
ARU - ARAFURA RESOURCE LTD FPO (ORDINARY FULLY PAID)	81,000	\$0.2850	\$23,085.00	3.89%
AZY - ANTIPA MINERALS LTD FPO (ORDINARY FULLY PAID)	410,713	\$0.0320	\$13,142.82	2.21%
BGA - BEGA CHEESE LTD FPO (ORDINARY FULLY PAID)	2	\$3.8200	\$7.64	0.00%
EGR - ECOGRAF LIMITED FPO (ORDINARY FULLY PAID)	233,591	\$0.2550	\$59,565.71	10.03%
EVN - EVOLUTION MINING LTD FPO (ORDINARY FULLY PAID)	14,350	\$2.3800	\$34,153.00	5.75%
LPD - LEPIDICO LTD FPO (ORDINARY FULLY PAID)	2,328,284	\$0.0260	\$60,535.38	10.19%
MAY - MELBANA ENERGY LTD FPO (ORDINARY FULLY PAID)	205,000	\$0.0780	\$15,990.00	2.69%
NABPF - NATIONAL AUST. BANK NYR3QUT (CAP NOTE 3-BBSW +4.00% PERP NON-CUM RED T-06-26)	550	\$103.4100	\$56,875.50	9.57%
NCM - NEWCREST MINING FPO (ORDINARY FULLY PAID)	1,204	\$20.8900	\$25,151.56	4.23%
NST - NORTHERN STAR FPO (ORDINARY FULLY PAID)	4,021	\$6.8400	\$27,503.64	4.63%
PTM - PLATINUM ASSET FPO (ORDINARY FULLY PAID)	36,633	\$1.7400	\$63,741.42	10.73%
RXL - ROX RESOURCES FPO (ORDINARY FULLY PAID)	38,667	\$0.2400	\$9,280.08	1.56%
SYA - SAYONA MINING LTD FPO (ORDINARY FULLY PAID)	2,999	\$0.1500	\$449.85	0.08%
SYR - SYRAH RESOURCES FPO (ORDINARY FULLY PAID)	14,250	\$1.2350	\$17,598.75	2.96%
WBC - WESTPAC BANKING CORP FPO (ORDINARY FULLY PAID)	1,641	\$19.5000	\$31,999.50	5.39%
XTC - XANTIPPE RES LTD FPO (ORDINARY FULLY PAID)	1,400,000	\$0.0070	\$9,800.00	1.65%
		Sub Total	\$593,993.10	100.00%
Cash Accounts			Portfolio Value	% of Portfolio
CDIA - 06716713012283			\$9.84	0.00%
TOTAL			\$594,002.94	100.00%

Statement

COYTE SUPERANNUATION FUND
 PO BOX 172
 BALGOWLAH NSW 2093

Statement period:
 01/01/2022 to 30/06/2022
 Statement number:
 16

YOU ASKED. WE LISTENED.

In response to feedback from clients like yourself, we've made enhancements to our mobile app and website to improve your investing experience.

To find out more, visit nabtrade.com.au/enhancements



Your accounts

Your nabtrade cash products summary

Coyte Superannuation Fund 083-052 302169725 (as at 30/06/2022)	<i>Cash</i>	\$0.03 CR
Coyte Superannuation Fund NT1654280-004 (as at 30/06/2022)	<i>high interest</i>	\$0.00 CR

Coyte Superannuation Fund

083-052 302169725

Account details



Billers Code : 102426
 Ref : 3052302169725

Telephone & Internet Banking — BPAY®

Contact your bank or financial institution to make this payment from your cheque, savings, debit or transaction account. More info: www.bpay.com.au

BSB	083-052
Account number	302169725
Interest rate as at 30/06/2022	0.10% P.A.

Account balance summary

Opening balance	\$0.03 CR
Total credits	\$0.00
Total debits	\$0.00
Closing balance	\$0.03 CR

Transaction details

Date	Details	Debits	Credits	Balance
01/01/2022	Balance brought forward			\$0.03 CR
20/06/2022	Please note from 20/06/2022 the interest rate on your account is 0.10%p.a.			\$0.03 CR

Search Market Type As At Date Show Suspended Show only zero balances Hide zero balances


Bulk actions Suspend Activate

Holding Description	Holding Code	Market Type	Market Code	Quantity	Cost	Market Price	Market Value	Status	Reference	Asset Pool
Macquarie Cash Mgt Trust 960248128	2	Bank	AUD	350.00000	\$350.00	\$1.00000	\$350.00	Active	182-512 - 960248128	Default Pool
CBA CDIA 13012283 Anne	4	Bank	AUD	9.84000	\$9.84	\$1.00000	\$9.84	Active	067-167 - 13012283	Default Pool
Cash Account - NAB	5	Bank	AUD	0.03000	\$0.03	\$1.00000	\$0.03	Active	083-052 - 302169725	Default Pool
Allkem Limited	AKE	Listed Securities Market	ASX	14,075.00000	\$117,631.36	<u>\$10.31000</u>	\$145,113.25	Active	Commsec Account - 2332030	Default Pool
Arafura Resources Limited	ARU	Listed Securities Market	ASX	81,000.00000	\$18,249.85	<u>\$0.28500</u>	\$23,085.00	Active	Commsec Account - 2332030	Default Pool
Antipa Minerals Limited	AZY	Listed Securities Market	ASX	410,713.00000	\$17,275.91	<u>\$0.03200</u>	\$13,142.82	Active	Commsec Account - 2332030	Default Pool
Bega Cheese Limited	BGA	Listed Securities Market	ASX	2.00000	\$14.85	<u>\$3.82000</u>	\$7.64	Active		Default Pool
Ecograf Limited	EGR	Listed Securities Market	ASX	233,591.00000	\$138,929.45	<u>\$0.25500</u>	\$59,565.70	Active	Commsec Account - 2332030	Default Pool



Bega Cheese Limited
 ABN 81 008 358 503

All Registry communications to:
 Link Market Services Limited
 Locked Bag A14
 Sydney South NSW 1235 Australia
 Telephone: +61 1300 554 474
 Outside Australia: +61 2 8767 1000
 ASX Code: BGA
 Email: begacheese@linkmarketservices.com.au
 Website: www.linkmarketservices.com.au

 003 000046
 THE GRADUATE CONNECTION PTY
 LTD
 <COYTE SUPER FUND A/C>
 PO BOX 172
 BALGOWLAH NSW 2093

Key Details

Payment date: 24 September 2021
Record date: 2 September 2021
SRN/HIN: X*****3564
 TFN/ABN RECEIVED AND RECORDED

Final dividend statement for the six months ended 30 June 2021.

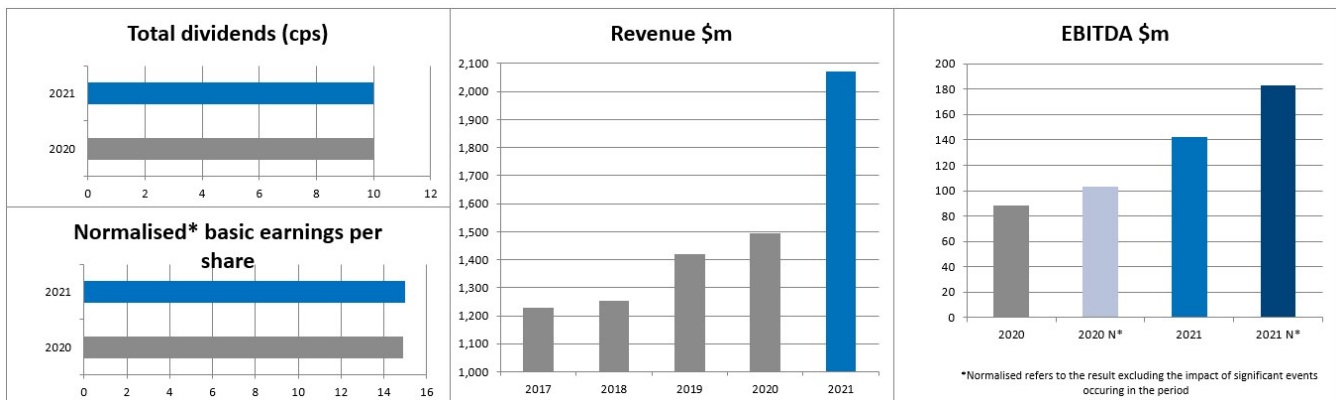
This dividend is 100% franked at the company tax rate of 30%.

Description	Dividend rate per share	Participating holding	Unfranked amount	Franked amount	Total amount	Franking credit
Ordinary Shares	\$0.05	2	\$0.00	\$0.10	\$0.10	\$0.04
Converted amount:					\$0.10	

PAYMENT INSTRUCTIONS

COMMONWEALTH BANK OF AUSTRALIA
BSB: 067-167
ACC: ****2283 **ACCOUNT NAME:** COYTE SUPER FUND
PAYMENT REFERENCE NUMBER: 001266608691

The payment has been made into the above account. If this account is not valid please turn over for instructions to update your details. Once your details have been updated, payment will be made within 4 weeks.




Retain this statement to assist in preparing your tax return.



Bega Cheese Limited
 ABN 81 008 358 503

All Registry communications to:
 Link Market Services Limited
 Locked Bag A14
 Sydney South NSW 1235 Australia
 Telephone: +61 1300 554 474
 Outside Australia: +61 2 8767 1000
 ASX Code: BGA
 Email: begacheese@linkmarketservices.com.au
 Website: www.linkmarketservices.com.au

 003 000053
 THE GRADUATE CONNECTION PTY
 LTD
 <COYTE SUPER FUND A/C>
 PO BOX 172
 BALGOWLAH NSW 2093

Key Details

Payment date: 24 March 2022
Record date: 2 March 2022
SRN/HIN: X*****3564
 TFN/ABN RECEIVED AND RECORDED

Interim dividend statement for the six months ended 31 December 2021.

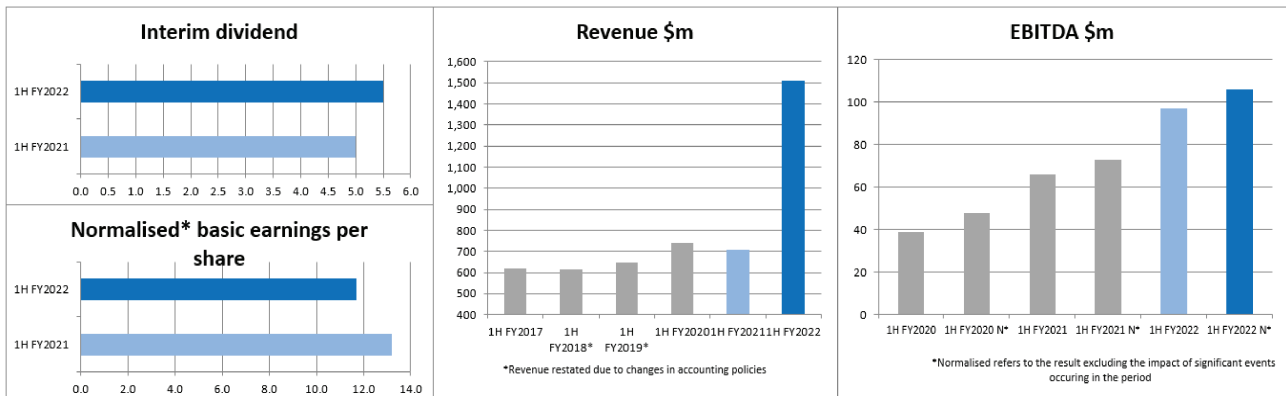
This dividend is 100% franked at the company tax rate of 30%.

Description	Dividend rate per share	Participating holding	Unfranked amount	Franked amount	Total amount	Franking credit
Ordinary Shares	\$0.055	2	\$0.00	\$0.11	\$0.11	\$0.05
Net dividend amount:					\$0.11	

PAYMENT INSTRUCTIONS

COMMONWEALTH BANK OF AUSTRALIA
 BSB: 067-167
 ACC: ****2283 **ACCOUNT NAME:** COYTE SUPER FUND
PAYMENT REFERENCE NUMBER: 001273433698

The payment has been made into the above account. If this account is not valid please turn over for instructions to update your details. Once your details have been updated, payment will be made within 4 weeks.



Retain this statement to assist in preparing your tax return.

Payment Advice



**Commonwealth
Bank**

ABN 48 123 123 124

All Registry communications to:
Commonwealth Bank of Australia
Locked Bag A14, Sydney South, NSW, 1235
Telephone: 1800 022 440
ASX Code: **CBAPE**
Email: cba@linkmarketservices.com.au
Website: www.linkmarketservices.com.au

COMMONWEALTH BANK OF AUSTRALIA

ABN: 48 123 123 124

THE GRADUATE CONNECTION PTY LTD <COYTE SUPER FUND A/C>

PO BOX 172
BALGOWLAH NSW
2093

DISTRIBUTION STATEMENT

Reference No.: X*****3564
Payment Date: 15 September 2021
Record Date: 07 September 2021

Security Description	Rate per Unit	Participating Units	Distribution Amount	Unfranked Amount	Franked Amount	Total Payment	Franking Credit
CBAPE - PERLS VIII	\$0.9218	2,673	\$2,463.97	\$0.00	\$2,463.97	\$2,463.97	\$1,055.99
			Less Withholding Tax			\$0.00	
			Net Amount			AUD 2,463.97	
			Represented By:				
			Direct Credit amount			AUD 2,463.97	

BANKING INSTRUCTIONS

The amount of AUD 2,463.97 was deposited to the bank account detailed below:

COMMONWEALTH BANK OF AUSTRALIA

COYTE SUPER FUND
BSB: 067-167 ACC: *****2283

DIRECT CREDIT REFERENCE NO.: 1267227834

FRANKING INFORMATION

Franking Percentage 100%
Company Tax Rate 30%

This statement relates to the PERLS VIII distribution payment for the distribution period from 15 June 2021 to 14 September 2021 inclusive (92 days) payable to PERLS VIII holders entitled to participate in the distribution at the Record Date. The distribution per security face value in respect of this distribution period was 3.6570% p.a. calculated as follows:

Market Rate (90 day bank bill swap rate):	0.0243%
plus Margin:	5.2000%

	5.2243%
Multiplied by (1 - Tax Rate):	0.7

Distribution Rate:	3.6570%

Redemption of CommBank PERLS VIII Capital Notes (PERLS VIII) ASX Code: CBAPE
CBA issued a notice for the call date on 15 October 2021. Please refer to the ASX release dated 15 September 2021.

Note: You may require this statement for taxation purposes. All investors should seek independent advice relevant to their own particular circumstances.

Please ensure your details are current by viewing and updating via the online service centre.

Payment Advice



**Commonwealth
Bank**

ABN 48 123 123 124

All Registry communications to:
Commonwealth Bank of Australia
Locked Bag A14, Sydney South, NSW, 1235
Telephone: 1800 022 440
ASX Code: **CBAPE**
Email: cba@linkmarketservices.com.au
Website: www.linkmarketservices.com.au

COMMONWEALTH BANK OF AUSTRALIA

ABN: 48 123 123 124

THE GRADUATE CONNECTION PTY LTD <COYTE SUPER FUND A/C>

PO BOX 172
BALGOWLAH NSW
2093

DISTRIBUTION STATEMENT

Reference No.: X*****1243
Payment Date: 15 September 2021
Record Date: 07 September 2021

Security Description	Rate per Unit	Participating Units	Distribution Amount	Unfranked Amount	Franked Amount	Total Payment	Franking Credit
CBAPE - PERLS VIII	\$0.9218	138	\$127.21	\$0.00	\$127.21	\$127.21	\$54.52
			Less Withholding Tax			\$0.00	
			Net Amount			AUD 127.21	
			Represented By:				
			Direct Credit amount			AUD 127.21	

BANKING INSTRUCTIONS

The amount of AUD 127.21 was deposited to the bank account detailed below:

NATIONAL AUSTRALIA BANK

THE GRADUATE CONNECTION PL
BSB: 083-052 ACC: *****9725

DIRECT CREDIT REFERENCE NO.: 1267233026

FRANKING INFORMATION

Franking Percentage 100%
Company Tax Rate 30%

This statement relates to the PERLS VIII distribution payment for the distribution period from 15 June 2021 to 14 September 2021 inclusive (92 days) payable to PERLS VIII holders entitled to participate in the distribution at the Record Date. The distribution per security face value in respect of this distribution period was 3.6570% p.a. calculated as follows:

Market Rate (90 day bank bill swap rate):	0.0243%
plus Margin:	5.2000%

	5.2243%
Multiplied by (1 - Tax Rate):	0.7

Distribution Rate:	3.6570%

Redemption of CommBank PERLS VIII Capital Notes (PERLS VIII) ASX Code: CBAPE
CBA issued a notice for the call date on 15 October 2021. Please refer to the ASX release dated 15 September 2021.

Note: You may require this statement for taxation purposes. All investors should seek independent advice relevant to their own particular circumstances.

Please ensure your details are current by viewing and updating via the online service centre.

Payment Advice



**Commonwealth
Bank**

ABN 48 123 123 124

All Registry communications to:
Commonwealth Bank of Australia
Locked Bag A14, Sydney South, NSW, 1235
Telephone: 1800 022 440
ASX Code: **CBAPE**
Email: cba@linkmarketservices.com.au
Website: www.linkmarketservices.com.au

COMMONWEALTH BANK OF AUSTRALIA

ABN: 48 123 123 124

THE GRADUATE CONNECTION PTY LTD <COYTE SUPER FUND A/C>

PO BOX 172
BALGOWLAH NSW
2093

DISTRIBUTION STATEMENT

Reference No.: X*****3564
Payment Date: 15 October 2021
Record Date: 07 October 2021

Security Description	Rate per Unit	Participating Units	Distribution Amount	Unfranked Amount	Franked Amount	Total Payment	Franking Credit
CBAPE - PERLS VIII	\$0.2998	701	\$210.16	\$0.00	\$210.16	\$210.16	\$90.07
			Less Withholding Tax			\$0.00	
			Net Amount			AUD 210.16	
			Represented By:				
			Direct Credit amount			AUD 210.16	

BANKING INSTRUCTIONS

The amount of AUD 210.16 was deposited to the bank account detailed below:

COMMONWEALTH BANK OF AUSTRALIA

COYTE SUPER FUND
BSB: 067-167 ACC: *****2283

DIRECT CREDIT REFERENCE NO.: 1268516212

FRANKING INFORMATION

Franking Percentage 100%
Company Tax Rate 30%

This statement relates to the PERLS VIII distribution payment for the distribution period from 15 September 2021 to 14 October 2021 inclusive (30 days) payable to PERLS VIII holders entitled to participate in the distribution at the Record Date. The distribution per security face value in respect of this distribution period was 3.6477% p.a. calculated as follows:

Market Rate (90 day bank bill swap rate):	0.0110%
plus Margin:	5.2000%

	5.2110%
Multiplied by (1 - Tax Rate):	0.7

Distribution Rate:	3.6477%

Note: You may require this statement for taxation purposes. All investors should seek independent advice relevant to their own particular circumstances.

Please ensure your details are current by viewing and updating via the online service centre.



CSL LIMITED
ABN 99 051 588 348

002213 000 CSL



THE GRADUATE CONNECTION PTY
LTD
<COYTE SUPER FUND A/C>
PO BOX 172
BALGOWLAH NSW 2093

Update your information:

Online:
www.computershare.com.au/easyupdate/CSL

By Mail:
Computershare Investor Services Pty Limited
GPO Box 2975 Melbourne
Victoria 3001 Australia

Enquiries:

(within Australia) 1800 646 882
(international) +61 3 9415 4178

Securityholder Reference Number

HIN WITHHELD

Payment Date 30 September 2021
Record Date 3 September 2021
TFN/ABN Status Quoted
Direct Credit Reference No. 970002
Calculations are in US Dollars
This payment is in Australian Dollars

NOTIFICATION OF THE FINAL DIVIDEND FOR THE YEAR ENDED 30 JUNE 2021

Dear Shareholder,

We are pleased to provide you with payment of the final dividend of US\$1.18 per share. This dividend is paid on the shares registered in your name and entitled to participate as at the record date.

This dividend is franked at the rate of 10% (US\$0.118) and the company tax rate used to determine the franking credit is 30%. This means the remaining 90% of the dividend is unfranked (US\$1.062). Non-resident withholding tax is not payable on the unfranked component of the dividend as it consists entirely of Conduit Foreign Income.

For Australian resident shareholders, we have indicated whether or not your tax file number or ABN has been received and recorded as at the record date.

This dividend is converted to AU currency at the rate of US\$1.00 = AU\$1.347164

Yours sincerely
Fiona Mead
Company Secretary

FINAL DIVIDEND	RATE	NO. OF SHARES	UNFRANKED AMOUNT	FRANKED AMOUNT	FRANKING CREDIT
Ordinary Shares	US\$1.18	10	US\$10.62	US\$1.18	US\$0.51



Important Notes:

- You should retain this statement to assist you in preparing your tax return.
- The dividend amounts, franking credits and any withholding tax, where applicable, are in US Dollars. For Australian income tax reporting purposes you will need to convert these amounts to Australian Dollars using the conversion rate of US\$1.00 = AU\$1.347164.

NET DIVIDEND PAYMENT	US\$11.80
CONVERTED NET PAYMENT	AU\$15.90

277894_02_V6

BANKING INSTRUCTIONS

COMMONWEALTH BANK OF AUSTRALIA
BSB: 067-167 ACCOUNT NUMBER: XXXXXX83

IF PAYMENT CANNOT BE MADE TO THE ABOVE ACCOUNT, THE DIVIDEND AMOUNT WILL BE WITHHELD PENDING RECEIPT OF YOUR VALID DIRECT CREDIT INSTRUCTIONS.

Easy Update

www.computershare.com.au/easyupdate/CSL

- Review & update your securityholding
- Review & update your direct credit instructions
- Supply your Tax File Number

Your secure access information is:

SRN/HIN: HIN WITHHELD

PLEASE NOTE: For security reasons it is important that you keep your SRN/HIN confidential.

Payment Advice



Evolution MINING EVOLUTION MINING LIMITED

ABN: 74 084 669 036

THE GRADUATE CONNECTION PTY LTD <COYTE SUPER FUND
A/C>
PO BOX 172
BALGOWLAH NSW
2093

All Registry communications to:

C/- Link Market Services Limited
Locked Bag A14, Sydney South, NSW, 1235
Telephone: 1300 554 474
ASX Code: **EVN**
Email: registrars@linkmarketservices.com.au
Website: www.linkmarketservices.com.au

DIVIDEND STATEMENT

Reference No.: X*****3564
Payment Date: 25 March 2022
Record Date: 01 March 2022

Security Description	Dividend Rate per Share	Participating Shares	Unfranked Amount	Franked Amount	Total Payment	Franking Credit
EVN - FULLY PAID ORDINARY SHARES	\$0.03	14,350	\$0.00	\$430.50	\$430.50	\$184.50
		Less Withholding Tax				\$0.00
		Net Amount				AUD 430.50
		Represented By:				
		Direct Credit amount				AUD 430.50

BANKING INSTRUCTIONS

The amount of AUD 430.50 was deposited to the bank account detailed below:

COMMONWEALTH BANK OF AUSTRALIA

COYTE SUPER FUND
BSB: 067-167 ACC: *****2283

DIRECT CREDIT REFERENCE NO.: 1273304501

FRANKING INFORMATION

Franked Rate per Share	\$0.03
Franking Percentage	100%
Company Tax Rate	30%

The total amount together with the franking credit (if any) should be disclosed as assessable income in your Australian tax return.

Note: You may require this statement for taxation purposes. All investors should seek independent advice relevant to their own particular circumstances.

Please ensure your details are current by viewing and updating via the online service centre.

Payment Advice

**All Registry communications to:**

C/- Link Market Services Limited
Locked Bag A14, Sydney South, NSW, 1235
Telephone: 1300 554 474
ASX Code: **IVC**
Email: registrars@linkmarketservices.com.au
Website: www.linkmarketservices.com.au

INVO CARE LIMITED

ABN: 42 096 437 393

THE GRADUATE CONNECTION PTY LTD <COYTE SUPER FUND A/C>

PO BOX 172
BALGOWLAH NSW
2093

DIVIDEND STATEMENT

Reference No.: X*****3564
Payment Date: 07 October 2021
Record Date: 03 September 2021

Security Description	Dividend Rate per Share	Participating Shares	Unfranked Amount	Franked Amount	Total Payment	Franking Credit
IVC - FULLY PAID ORDINARY	\$0.095	1,910	\$0.00	\$181.45	\$181.45	\$77.76
				Less Withholding Tax		\$0.00
				Net Amount		AUD 181.45
				Represented By:		
				Direct Credit amount		AUD 181.45

BANKING INSTRUCTIONS

The amount of AUD 181.45 was deposited to the bank account detailed below:

COMMONWEALTH BANK OF AUSTRALIA

COYTE SUPER FUND
BSB: 067-167 ACC: *****2283

DIRECT CREDIT REFERENCE NO.: 1266660157

FRANKING INFORMATION

Franked Rate per Share \$0.095
Franking Percentage 100%
Company Tax Rate 30%


The total amount together with the franking credit (if any) should be disclosed as assessable income in your Australian tax return.

Note: You may require this statement for taxation purposes. All investors should seek independent advice relevant to their own particular circumstances.

Please ensure your details are current by viewing and updating via the online service centre.



Distribution Statement

000189 000 NAB

 THE GRADUATE CONNECTION PTY
 LTD
 <COYTE SUPER FUND A/C>
 PO BOX 172
 BALGOWLAH NSW 2093

Contact our Share Registry

www.investorcentre.com/au/contact/enquiry

(in Australia) 1300 367 647
(outside Australia) +61 3 9415 4299

Holder Identification Number (HIN)

HIN WITHHELD

Summary of key information

Payment Date	17 September 2021
Record Date	9 September 2021
TFN/ABN Status	Quoted
ASX Code	NABPF
Direct Credit Reference No.	804929

NAB Capital Notes 3 Distribution - September 2021 Quarter

We are pleased to confirm the distribution payment on your NAB Capital Notes 3. The Distribution Period commenced on 17 June 2021 and ends on (but excludes) 17 September 2021 (92 days), at the Distribution Rate of 2.8127% per annum. The distribution is 100% franked at the Australian Corporate Tax Rate of 30%.

NAB Capital Notes 3	Distribution per Note	Unfranked Amount	Franked Amount	Franking Credit
434	\$0.7090	\$0.00	\$307.71	\$131.88

How the Distribution Rate is calculated

$\$0.7090 \times 434 \text{ NAB Capital Notes 3} = \307.71

The Distribution Rate has been calculated in accordance with the NAB Capital Notes 3 Terms as follows:

3 month Bank Bill Rate on 17 June 2021: 0.0181 % p.a.

Plus Margin: 4.0000 % p.a.
4.0181 % p.a.

Multiplied by (1 - Tax Rate): x 0.70

Distribution Rate: 2.8127 % p.a.

Multiplied by the Face Value: x \$100

Multiplied by the number of days in the Distribution Period: x 92

Divided by 365: / 365

Distribution per Note: \$0.7090

Distribution Amount \$307.71

Payment details

The distribution amount of \$307.71 has been credited to:

COMMONWEALTH BANK OF AUSTRALIA
BSB: 067-167 ACC: ****2283

Taxation information

Australian resident shareholders


Franked Amount: This should be included in your assessable income.

Franking Credit: This may also need to be included in your assessable income. This amount may be available as a tax offset to reduce your income tax liability.

If you are unsure of the tax treatment for your distribution payment, please contact your accountant or taxation adviser.



Distribution Statement

000193 000 NAB

 THE GRADUATE CONNECTION PTY
 LTD
 <COYTE SUPER FUND A/C>
 PO BOX 172
 BALGOWLAH NSW 2093

Contact our Share Registry

www.investorcentre.com/au/contact/enquiry

(in Australia) 1300 367 647
(outside Australia) +61 3 9415 4299

Holder Identification Number (HIN)

HIN WITHHELD

Summary of key information

Payment Date	17 December 2021
Record Date	9 December 2021
TFN/ABN Status	Quoted
ASX Code	NABPF
Direct Credit Reference No.	804803

NAB Capital Notes 3 Distribution - December 2021 Quarter

We are pleased to confirm the distribution payment on your NAB Capital Notes 3. The Distribution Period commenced on 17 September 2021 and ends on (but excludes) 17 December 2021 (91 days), at the Distribution Rate of 2.8095% per annum. The distribution is 100% franked at the Australian Corporate Tax Rate of 30%.

NAB Capital Notes 3	Distribution per Note	Unfranked Amount	Franked Amount	Franking Credit
924	\$0.7004	\$0.00	\$647.17	\$277.36

How the Distribution Rate is calculated

$\$0.7004 \times 924 \text{ NAB Capital Notes 3} = \647.17

The Distribution Rate has been calculated in accordance with the NAB Capital Notes 3 Terms as follows:

3 month Bank Bill Rate on 17 September 2021: 0.0135 % p.a.

Plus Margin: 4.0000 % p.a.
4.0135 % p.a.

Multiplied by (1 - Tax Rate): x 0.70

Distribution Rate: 2.8095 % p.a.

Multiplied by the Face Value: x \$100

Multiplied by the number of days in the Distribution Period: x 91

Divided by 365: / 365

Distribution per Note: \$0.7004

Distribution Amount \$647.17

Payment details

The distribution amount of \$647.17 has been credited to:

COMMONWEALTH BANK OF AUSTRALIA
BSB: 067-167 ACC: ****2283

Taxation information

Australian resident shareholders

Franked Amount: This should be included in your assessable income.

Franking Credit: This may also need to be included in your assessable income. This amount may be available as a tax offset to reduce your income tax liability.

If you are unsure of the tax treatment for your distribution payment, please contact your accountant or taxation adviser.



Distribution Statement

000185 000 NAB
THE GRADUATE CONNECTION PTY
LTD
<COYTE SUPER FUND A/C>
PO BOX 172
BALGOWLAH NSW 2093

Contact our Share Registry

www.investorcentre.com/au/contact/enquiry

(in Australia) 1300 367 647
(outside Australia) +61 3 9415 4299

Holder Identification Number (HIN)

HIN WITHHELD

Summary of key information

Payment Date	17 March 2022
Record Date	9 March 2022
TFN/ABN Status	Quoted
ASX Code	NABPF
Direct Credit Reference No.	804733

NAB Capital Notes 3 Distribution - March 2022 Quarter

We are pleased to confirm the distribution payment on your NAB Capital Notes 3. The Distribution Period commenced on 17 December 2021 and ends on (but excludes) 17 March 2022 (90 days), at the Distribution Rate of 2.8493% per annum. The distribution is 100% franked at the Australian Corporate Tax Rate of 30%.

NAB Capital Notes 3	Distribution per Note	Unfranked Amount	Franked Amount	Franking Credit
924	\$0.7026	\$0.00	\$649.20	\$278.23

How the Distribution Rate is calculated

$\$0.7026 \times 924 \text{ NAB Capital Notes 3} = \649.20

The Distribution Rate has been calculated in accordance with the NAB Capital Notes 3 Terms as follows:

3 month Bank Bill Rate on 17 December 2021: 0.0704 % p.a.

Plus Margin: 4.0000 % p.a.
4.0704 % p.a.

Multiplied by (1 - Tax Rate): x 0.70

Distribution Rate: 2.8493 % p.a.

Multiplied by the Face Value: x \$100

Multiplied by the number of days in the Distribution Period: x 90

Divided by 365: / 365

Distribution per Note: \$0.7026

Distribution Amount \$649.20

Payment details

The distribution amount of \$649.20 has been credited to:

COMMONWEALTH BANK OF AUSTRALIA
BSB: 067-167 ACC: ****2283

Taxation information

Australian resident shareholders


Franked Amount: This should be included in your assessable income.

Franking Credit: This may also need to be included in your assessable income. This amount may be available as a tax offset to reduce your income tax liability.

If you are unsure of the tax treatment for your distribution payment, please contact your accountant or taxation adviser.



Distribution Statement

000189 000 NAB

 THE GRADUATE CONNECTION PTY
 LTD
 <COYTE SUPER FUND A/C>
 PO BOX 172
 BALGOWLAH NSW 2093

Contact our Share Registry

www.investorcentre.com/au/contact/enquiry

(in Australia) 1300 367 647
(outside Australia) +61 3 9415 4299

Holder Identification Number (HIN)

HIN WITHHELD

Summary of key information

Payment Date	17 June 2022
Record Date	9 June 2022
TFN/ABN Status	Quoted
ASX Code	NABPF
Direct Credit Reference No.	804640

NAB Capital Notes 3 Distribution - June 2022 Quarter

We are pleased to confirm the distribution payment on your NAB Capital Notes 3. The Distribution Period commenced on 17 March 2022 and ends on (but excludes) 17 June 2022 (92 days), at the Distribution Rate of 2.9118% per annum. The distribution is 100% franked at the Australian Corporate Tax Rate of 30%.

NAB Capital Notes 3	Distribution per Note	Unfranked Amount	Franked Amount	Franking Credit
550	\$0.7339	\$0.00	\$403.65	\$172.99

How the Distribution Rate is calculated

$\$0.7339 \times 550 \text{ NAB Capital Notes 3} = \403.65

The Distribution Rate has been calculated in accordance with the NAB Capital Notes 3 Terms as follows:

3 month Bank Bill Rate on 17 March 2022: 0.1597 % p.a.

Plus Margin: 4.0000 % p.a.
4.1597 % p.a.

Multiplied by (1 - Tax Rate): x 0.70

Distribution Rate: 2.9118 % p.a.

Multiplied by the Face Value: x \$100

Multiplied by the number of days in the Distribution Period: x 92

Divided by 365: / 365

Distribution per Note: \$0.7339

Distribution Amount \$403.65

Payment details

The distribution amount of \$403.65 has been credited to:

COMMONWEALTH BANK OF AUSTRALIA
BSB: 067-167 ACC: ****2283

Taxation information

Australian resident shareholders

Franked Amount: This should be included in your assessable income.

Franking Credit: This may also need to be included in your assessable income. This amount may be available as a tax offset to reduce your income tax liability.

If you are unsure of the tax treatment for your distribution payment, please contact your accountant or taxation adviser.

Payment Advice



All Registry communications to:

C/- Link Market Services Limited
Locked Bag A14, Sydney South, NSW, 1235
Telephone: 1300 554 474
ASX Code: **NCM**
Email: registrars@linkmarketservices.com.au
Website: www.linkmarketservices.com.au

NEWCREST MINING LIMITED

ABN: 20 005 683 625

THE GRADUATE CONNECTION PTY LTD <COYTE SUPER FUND
A/C>
PO BOX 172
BALGOWLAH NSW
2093

DIVIDEND STATEMENT

Reference No.: X*****3564
Payment Date: 31 March 2022
Record Date: 28 February 2022

Security Description	Dividend Rate per Share	Participating Shares	Unfranked Amount	Franked Amount	Total Payment	Franking Credit
NCM - ORDINARY FULLY PAID	\$0.10442774	1,200	\$0.00	\$125.31	\$125.31	\$53.70

Less Withholding Tax \$0.00
Net Amount AUD 125.31
Represented By:
Dividend Reinvestment Plan amount AUD 125.31

DIVIDEND REINVESTMENT PLAN

Cash balance brought forward: \$0.00
Amount available from this payment: \$125.31
Total amount available for reinvestment: \$125.31
Cost of shares allotted at **\$26.33** / share: \$105.32
Number of shares allotted: 4
Cash balance carried forward: \$19.99

HOLDING BALANCE

Total shares after allotment: 1,204

These shares were allotted under the terms and conditions of the Reinvestment Plan.

Note: The shares after allotment detailed above does not include any ex dividend transactions registered after the ex dividend date or any transactions registered since the record date. Neither the Issuer nor Link Market Services Limited will be liable for any losses incurred by any person who relies on the holding shown without making their own adjustments for any transactions.

FRANKING INFORMATION

Franked Rate per Share \$0.10442774
Franking Percentage 100%
Company Tax Rate 30%

The total amount together with the franking credit (if any) should be disclosed as assessable income in your Australian tax return.

Note: You may require this statement for taxation purposes. All investors should seek independent advice relevant to their own particular circumstances.

Please ensure your details are current by viewing and updating via the online service centre.



ABN 37 091 323 312

005042 000 NUF



THE GRADUATE CONNECTION PTY
LTD
<COYTE SUPER FUND A/C>
PO BOX 172
BALGOWLAH NSW 2093

Update your information:**Online:**www.computershare.com.au/easyupdate/nuf**By Mail:**

Computershare Investor Services Pty Ltd
GPO Box 2975 Melbourne
Victoria 3001 Australia

Enquiries:

(within Australia) 1300 652 479
(international) +61 3 9415 4360

Holder Identification Number (HIN)**HIN WITHHELD**

ASX Code	NUF
TFN/ABN Status	Quoted
Record Date	26 November 2021
Payment Date	17 December 2021

Nufarm Limited 2021 Final Dividend

Dear Shareholder,

This payment represents a final dividend of 4 cents per share for the year ended 30 September 2021. This dividend is paid on the shares registered in your name and entitled to participate as at the record date of 26 November 2021. This payment is 100% unfranked, and is declared to be Conduit Foreign Income. Shareholders should obtain their own professional advice on the taxation implications of the dividend paid.

If you would like to update your TFN, bank account and other details online, please log on to www.computershare.com.au/easyupdate/nuf.

Fiona Smith
Company Secretary

Class Description	Amount per Security	Number of Securities	Franked Amount	Unfranked Amount	Gross Payment
Ordinary Shares	4 cents	1,190	\$0.00	\$47.60	\$47.60
Net Payment					\$47.60
Franking Credit					\$0.00

Note 1: You should retain this statement to assist you in preparing your tax return.

Note 2: If you require your payment to be re-issued, you may be charged an administrative fee which will be deducted from your payment.

Dividend Reinvestment Plan (DRP) Details

Cash balance brought forward	\$0.00
Net payment available for reinvestment	\$47.60
Total available for reinvestment	\$47.60
Less the amount applied to the allotment of 10 Ordinary Shares at \$4.6078 per security	\$46.08
Cash balance carried forward to the next payment	\$1.52
Number of shares participating in the DRP as at 29 November 2021	1,190
Add Ordinary Shares allotted on 17 December 2021	10
Number of shares now participating in the DRP	1,200

Note: Computershare Investor Services Pty Limited will not be liable for any losses incurred by any person who relies on the balances shown above without making their own adjustments for any further transactions.

000348 000 PTM



THE GRADUATE CONNECTION PTY
LTD
<COYTE SUPER FUND A/C>
PO BOX 172
BALGOWLAH NSW 2093

Update your information:



www.investorcentre.com/au



Computershare Investor Services
Pty Limited
GPO Box 2975 Melbourne
Victoria 3001 Australia



1300 855 080 (within Australia)
+61 3 9415 4000 (outside Australia)

Holder Identification Number (HIN)

HIN WITHHELD

ASX Code PTM
TFN/ABN Status Quoted
Record Date 3 September 2021
Payment Date 16 September 2021
Direct Credit Reference No. 810172

Final dividend for the year ended 30 June 2021

Your dividend payment is calculated as follows:

Class Description	Number of Securities	Dividend per Security	Unfranked Amount	Franked Amount	Franking Credit
Ordinary Shares	9,275	12 cents	\$0.00	\$1,113.00	\$477.00

This payment is 100% franked at the corporate tax rate of 30%.

This notice contains information to assist you in preparing your Tax Return.

Please retain it in a safe place as a charge may be levied for a replacement.

Net Payment AU\$1,113.00

Payment instruction

Commonwealth Bank of Australia

BSB: 067-167

Account Number: XXXXXX83

Amount Deposited \$1,113.00

000371 000 PTM



THE GRADUATE CONNECTION PTY
LTD
<COYTE SUPER FUND A/C>
PO BOX 172
BALGOWLAH NSW 2093

Update your information:



www.investorcentre.com/au



Computershare Investor Services
Pty Limited
GPO Box 2975 Melbourne
Victoria 3001 Australia



1300 855 080 (within Australia)
+61 3 9415 4000 (outside Australia)

Holder Identification Number (HIN)

HIN WITHHELD

ASX Code	PTM
TFN/ABN Status	Quoted
Record Date	3 March 2022
Payment Date	18 March 2022
Direct Credit Reference No.	810583

Dividend for the Half-Year Ended 31 December 2021

Your dividend payment is calculated as follows:

Class Description	Number of Securities	Dividend per Security	Unfranked Amount	Franked Amount	Franking Credit
Ordinary Shares	30,383	10 cents	\$0.00	\$3,038.30	\$1,302.13

This payment is 100% franked at the corporate tax rate of 30%.

This notice contains information to assist you in preparing your Tax Return.

Please retain it in a safe place as a charge may be levied for a replacement.

If you require your payment to be re-issued, you may be charged an administrative fee which will be deducted from your payment.

Net Payment	AU\$3,038.30
--------------------	---------------------

Payment instruction

Commonwealth Bank of Australia

BSB: 067-167

Account Number: XXXXXX83

Amount Deposited	\$3,038.30
-------------------------	-------------------



Ramsay
Health Care

Ramsay Health Care Limited
ABN 57 001 288 768

All correspondence to:

BoardRoom
Smart Business Solutions

Boardroom Pty Limited
ABN 14 003 209 836

GPO Box 3993
Sydney NSW 2001

Tel: 1300 737 760 (within Australia)

Tel: +61 2 9290 9600 (outside Australia)

Fax: +61 2 9279 0664

www.boardroomlimited.com.au
enquiries@boardroomlimited.com.au

THE GRADUATE CONNECTION PTY
LTD
<COYTE SUPER FUND A/C>
PO BOX 172
BALGOWLAH NSW 2093

Reference Number: S00040622004
TFN/ABN Status: Quoted
Subregister: CHES
Record Date: 07/09/2021
Payment Date: 30/09/2021

Dividend Statement

Payment Description: 2021 Final Dividend
Security Class: Fully Paid Ordinary Shares

ASX Code: RHC

Number of shares held at Record Date	Dividend Rate per share	Gross Dividend (AUD)	Withholding Tax ¹ (AUD)	Net Dividend (AUD)	Franked Amount ² (AUD)	Unfranked Amount (AUD)	Franking Credit ³ (AUD)
150	103 cents	\$154.50	Nil	\$154.50	\$154.50	Nil	\$66.21

- This withholding tax applies to you if the dividend amount is partially or totally unfranked and you are a:
 - resident of Australia and your TFN or ABN has not been recorded by the share registry. TFN withholding tax is deducted from the gross unfranked portion of the dividend at the highest marginal tax rate applying to personal income; or
 - non-resident of Australia. Non-resident withholding tax (30%) is deducted from the gross unfranked portion of the dividend unless you are a resident of a country which has entered into a Double Taxation Agreement with Australia. In that case a lower rate (generally 15%) may apply.
- This dividend is 100% franked
- The franking credit has been calculated at the rate of 30%.

Direct Credit Instruction

The total net payment has been paid in accordance with your instructions as shown below:

Bank Domicile: AUS
Bank Account Type: Domestic
Bank Code: 067-167
Account Number: *****283

Receipt Currency: AUD
Amount Deposited: 154.50

Exchange Rate: N/A

Please check the above details are correct and the payment has been credited to your account.

Please retain this statement for taxation purposes

S00040622004



Ramsay
Health Care

Ramsay Health Care Limited
ABN 57 001 288 768

All correspondence to:

BoardRoom
Smart Business Solutions

Boardroom Pty Limited
ABN 14 003 209 836

GPO Box 3993
Sydney NSW 2001

Tel: 1300 737 760 (within Australia)

Tel: +61 2 9290 9600 (outside Australia)

Fax: +61 2 9279 0664

www.boardroomlimited.com.au
enquiries@boardroomlimited.com.au

THE GRADUATE CONNECTION PTY
LTD
<COYTE SUPER FUND A/C>
PO BOX 172
BALGOWLAH NSW 2093

Reference Number: S00040622004
TFN/ABN Status: Quoted
Subregister: CHES
Record Date: 08/03/2022
Payment Date: 31/03/2022

Dividend Statement

Payment Description: 2022 Interim Dividend
Security Class: Fully Paid Ordinary Shares

ASX Code: RHC

Number of shares held at Record Date	Dividend Rate per share	Gross Dividend (AUD)	Withholding Tax ¹ (AUD)	Net Dividend (AUD)	Franked Amount ² (AUD)	Unfranked Amount (AUD)	Franking Credit ³ (AUD)
150	48.5 cents	\$72.75	Nil	\$72.75	\$72.75	Nil	\$31.18

- This withholding tax applies to you if the dividend amount is partially or totally unfranked and you are a:
 - resident of Australia and your TFN or ABN has not been recorded by the share registry. TFN withholding tax is deducted from the gross unfranked portion of the dividend at the highest marginal tax rate applying to personal income; or
 - non-resident of Australia. Non-resident withholding tax (30%) is deducted from the gross unfranked portion of the dividend unless you are a resident of a country which has entered into a Double Taxation Agreement with Australia. In that case a lower rate (generally 15%) may apply.
- This dividend is 100% franked
- The franking credit has been calculated at the rate of 30%.

Direct Credit Instruction

The total net payment has been paid in accordance with your instructions as shown below:

Bank Domicile: AUS
Bank Account Type: Domestic
Bank Code: 067-167
Account Number: *****283

Receipt Currency: AUD
Amount Deposited: 72.75

Exchange Rate: N/A

Please check the above details are correct and the payment has been credited to your account.

Please retain this statement for taxation purposes

S00040622004

All registry communications to:
Link Market Services Limited
Locked Bag A6015, Sydney South NSW 1235
Telephone (free call in Australia): +61 1800 804 255
ASX Code: WBC
Email: westpac@linkmarketservices.com.au
Website: linkmarketservices.com.au



003 / 003621
THE GRADUATE CONNECTION PTY
LTD
<COYTE SUPER FUND A/C>
PO BOX 172
BALGOWLAH NSW 2093

Key details

Payment date:	24 June 2022
Record date:	20 May 2022
SRN/HIN:	X*****3564
TFN/ABN status:	RECEIVED AND RECORDED

Interim dividend statement for the six months ended 31 March 2022

This dividend is 100% franked with Australian franking credits at the company tax rate of 30%.

Description	Participating holding	Dividend rate per share [#]	Unfranked amount	Franked amount	Total amount	Franking credit
Ordinary shares	1,572	61 cents	\$0.00	\$958.92	\$958.92	\$410.97
Net dividend amount					\$958.92	
***New Zealand Imputation Credit (NZIC)						NZD125.76

[#] The interim dividend of 61 cents per share takes into consideration the cost of the Bank Levy which was equivalent to 3 cents per share over 2022. All amounts are in Australian dollars unless otherwise stated.

^{***} Only relevant for New Zealand taxpayers.

PAYMENT INSTRUCTIONS

COMMONWEALTH BANK OF AUSTRALIA

BSB: 067-167

ACC: ****2283

ACCOUNT NAME: COYTE SUPER FUND

PAYMENT REFERENCE NUMBER: 1277669485

A payment has been made to the above account. If this account is not valid please turn over for instructions to update your details.

**Please keep this statement for your tax records.
It can also be accessed online in Link's Investor Centre, see over for login instructions.**



000353 000 WPL



THE GRADUATE CONNECTION PTY
LTD
<COYTE SUPER FUND A/C>
PO BOX 172
BALGOWLAH NSW 2093

Update Your Information:

www.investorcentre.com/wpl



Computershare Investor Services Pty Limited
GPO Box 2975 Melbourne
Victoria 3001 Australia



1300 558 507 (within Australia)
+61 3 9415 4632 (outside Australia)



Holder Identification Number (HIN)

HIN WITHHELD

ASX Code	WPL
Payment Date	24 September 2021
Direct Credit Reference No.	101429

DIVIDEND REINVESTMENT PLAN - RESIDUAL BALANCE PAYOUT

Dear Shareholder/former Shareholder

This advice represents payment of the residual balance held in your Dividend Reinvestment Plan account, following your withdrawal from the Plan or disposal of your Shareholding.

As the dividend to which this payment relates should previously have been included in your assessable income, this payment does not constitute assessable income.

Please contact Computershare on 1300 558 507 (within Australia) or +61 3 9415 4632 (outside Australia) should you have any queries concerning this payment.

Important Note:

If you require a replacement payment for any of your dividend payments, you may be charged a fee to cover the costs to reissue such payments.

YOUR PAYMENT INSTRUCTION

COMMONWEALTH BANK OF AUSTRALIA
BSB: 067-167 Account number: XXXXXX83

Amount Deposited
A\$16.66

If payment cannot be made to the above account, the residual balance payout will be withheld pending receipt of your valid direct credit instructions.



THE TRUSTEE FOR COYTE SUPERANNUATION
FUND
C/- STEWARDSHIP ACCOUNTANTS
PO BOX 613
BALGOWLAH NSW 2093

Our reference: 7125611724824
Phone: 13 10 20
ABN: 43 764 664 167

25 November 2021

Superannuation remittance advice

To whom it may concern

An amount of \$500.00 has been forwarded to you from the low income super amount account for THE TRUSTEE FOR COYTE SUPERANNUATION FUND as per the enclosed remittance advice.

More information about the remittance process is provided on the back of this page, but if you have any questions please phone **13 10 20** between 8.00am and 6.00pm, Monday to Friday.

Yours faithfully

Grant Brodie
Deputy Commissioner of Taxation

Superannuation remittance advice

Provider: THE TRUSTEE FOR COYTE SUPERANNUATION FUND
Tax file number: 99 927 507
Remittance type: Low income super amount

Payment for	Account/Other ID	TFN	Date of birth	Remittance reference number	Financial year	Payment
Philip Coyte	SMSF11247919582 6	122 655 793	28/1/1947	7027286645502	2021	\$500.00

	Description	Processed date	Credit
Payment details	Low income super amount remittance	24 November 2021	\$500.00 CR
		Total payment amount	\$500.00 CR

COYTE SUPERANNUATION FUND
Unit 29 1 Lauderdale Ave
FAIRLIGHT NSW 2094
AUSTRALIA

Invoice Date
29 Sep 2021
Invoice Number
INV-9119

TAX INVOICE

Description	Quantity	Unit Price	GST	Amount AUD
SF, Preparation and Lodgement of financial Accounts for the Self-Managed Superannuation Fund for the period ended 30th June 2021.	1.00	2,304.55	10%	2,304.55
ASF, Audit of Self-Managed Superannuation Fund and calculation of minimum pension.	1.00	804.55	10%	804.55
		Subtotal		3,109.10
		Total GST 10%		310.90
		Invoice Total AUD		3,420.00
		Total Net Payments AUD		3,420.00
		Amount Due AUD		0.00

PAYMENT ADVICE

To: Stewardship Accountants Pty Ltd T/A Pacific Ridge Capital
Shop 1 / 366-370 Sydney Rd
Balgowlah NSW 2093

Customer	COYTE SUPERANNUATION FUND
Invoice Number	INV-9119
Amount Due	0.00
Due Date	13 Oct 2021

BSB: 032 – 101
Acc No. : 148238



Australian Government
Australian Taxation Office

Agent MONEYTAX (BROOKVALE)
Client THE TRUSTEE FOR COYTE
SUPERANNUATION FUND
ABN 43 764 664 167
TFN 99 927 507

Income tax 551

Date generated	28/07/2022
Overdue	\$0.00
Not yet due	\$0.00
Balance	\$0.00

Transactions

4 results found - from **28 July 2020** to **28 July 2022** sorted by **processed date** ordered **newest to oldest**

Processed date	Effective date	Description	Debit (DR)	Credit (CR)	Balance
27 Oct 2021	1 Nov 2021	EFT refund for Income Tax for the period from 01 Jul 20 to 30 Jun 21	\$4,093.62		\$0.00
27 Oct 2021	27 Oct 2021	Tax return Self Man Superfund - Income Tax for the period from 01 Jul 20 to 30 Jun 21		\$4,093.62	\$4,093.62 CR
8 Sep 2020	11 Sep 2020	EFT refund for Income Tax for the period from 01 Jul 19 to 30 Jun 20	\$4,902.65		\$0.00
8 Sep 2020	8 Sep 2020	Tax return Self Man Superfund - Income Tax for the period from 01 Jul 19 to 30 Jun 20		\$4,902.65	\$4,902.65 CR

Transaction Summary

1 JULY 2021 - 30 JUNE 2022

CommSec

THE GRADUATE CONNECTION PTY LTD <COYTE SUPER FUND A/C>

Total Buys and Sells	2021 - 2022 Financial Year
Total Buys (inc. Brokerage + GST)	\$813,666.90
Total Sells (inc. Brokerage + GST)	\$759,290.60

SHARES - 2332030 - HIN 48713564

AKE - ALLKEM LIMITED FPO (ORDINARY FULLY PAID)

Date	Type	Quantity	Unit Price	Trade Value	Brokerage+GST	GST	CNote	Total Value
31-Mar-2022	Sell	-2,000	\$11.4600	-\$22,920.00	\$29.95	\$2.72	131696184	-\$22,890.05
25-Mar-2022	Sell	-2,000	\$10.9700	-\$21,940.00	\$29.95	\$2.72	131458421	-\$21,910.05
21-Jan-2022	Buy	1,750	\$10.6000	\$18,550.00	\$29.95	\$2.72	128898601	\$18,579.95
13-Jan-2022	Sell	-1,675	\$11.8203	-\$19,798.97	\$29.95	\$2.72	128479264	-\$19,769.02
04-Jan-2022	Sell	-2,000	\$10.9500	-\$21,900.00	\$29.95	\$2.72	128067390	-\$21,870.05
29-Dec-2021	Sell	-1,736	\$10.2985	-\$17,878.20	\$29.95	\$2.72	127942694	-\$17,848.25
06-Dec-2021	Buy	80	\$8.5200	\$681.60	\$10.00	\$0.91	127328817	\$691.60
Sub Total					\$189.70	\$17.23		-\$85,015.87

ARU - ARAFURA RESOURCE LTD FPO (ORDINARY FULLY PAID)

Date	Type	Quantity	Unit Price	Trade Value	Brokerage+GST	GST	CNote	Total Value
10-Nov-2021	Buy	15,000	\$2.400	\$3,600.00	\$19.95	\$1.81	126186059	\$3,619.95
20-Oct-2021	Buy	46,000	\$2.150	\$9,890.00	\$19.95	\$1.81	125193950	\$9,909.95
27-Sep-2021	Buy	20,000	\$2.350	\$4,700.00	\$19.95	\$1.81	124059890	\$4,719.95
Sub Total					\$59.85	\$5.43		\$18,249.85

AZY - ANTIPA MINERALS LTD FPO (ORDINARY FULLY PAID)

Date	Type	Quantity	Unit Price	Trade Value	Brokerage+GST	GST	CNote	Total Value
06-Sep-2021	Sell	-200,000	\$0.0580	-\$11,600.00	\$29.95	\$2.72	123007791	-\$11,570.05
09-Aug-2021	Sell	-150,000	\$0.0500	-\$7,501.52	\$19.95	\$1.81	121631819	-\$7,481.57
30-Jul-2021	Sell	-250,000	\$0.0570	-\$14,250.00	\$29.95	\$2.72	121241408	-\$14,220.05
22-Jul-2021	Sell	-100,000	\$0.0540	-\$5,400.00	\$19.95	\$1.81	120928606	-\$5,380.05
Sub Total					\$99.80	\$9.06		-\$38,651.72

GBAPE - COMMONWEALTH BANK NYR3QUT (CAP NOTE 3-BBSW+5.20% PERP NON-CUM RED T-10-21)

Date	Type	Quantity	Unit Price	Trade Value	Brokerage+GST	GST	CNote	Total Value
05-Oct-2021	Sell	-99	\$99.8900	-\$9,889.11	\$19.95	\$1.81	124506339	-\$9,869.16
04-Oct-2021	Sell	-200	\$99.9100	-\$19,982.00	\$29.95	\$2.72	124443143	-\$19,952.05
01-Oct-2021	Buy	99	\$99.9492	\$9,894.97	\$19.95	\$1.81	124354419	\$9,914.92
01-Oct-2021	Sell	-99	\$99.9100	-\$9,891.09	\$19.95	\$1.81	124375348	-\$9,871.14
21-Sep-2021	Sell	-1,341	\$99.9582	-\$134,044.00	\$160.85	\$14.62	123804106	-\$133,883.15

Transaction Summary

1 JULY 2021 - 30 JUNE 2022

CommSec

CBAPE - COMMONWEALTH BANK NYR3QUT (CAP NOTE 3-BBSW+5.20% PERP NON-CUM RED T-10-21)								
Date	Type	Quantity	Unit Price	Trade Value	Brokerage+GST	GST	CNote	Total Value
20-Sep-2021	Sell	230	\$99.9700	-\$22,993.10	\$29.95	\$2.72	123709240	-\$22,963.15
20-Sep-2021	Sell	-300	\$99.9800	-\$29,994.00	\$35.99	\$3.27	123772916	-\$29,958.01
09-Sep-2021	Buy	99	\$100.1000	\$9,909.90	\$19.95	\$1.81	123155641	\$9,929.85
06-Sep-2021	Buy	99	\$100.2700	\$9,926.73	\$19.95	\$1.81	122972390	\$9,946.68
03-Sep-2021	Buy	120	\$101.5583	\$12,187.00	\$29.95	\$2.72	122886021	\$12,216.95
03-Aug-2021	Buy	250	\$101.3500	\$25,337.50	\$30.40	\$2.76	121392973	\$25,367.90
27-Jul-2021	Buy	240	\$101.4000	\$24,336.00	\$29.95	\$2.72	121100040	\$24,365.95
Sub Total					\$446.79	\$40.58		-\$134,754.41

CNR - CANNON RESOURCES FPO (ORDINARY FULLY PAID)								
Date	Type	Quantity	Unit Price	Trade Value	Brokerage+GST	GST	CNote	Total Value
16-Sep-2021	Sell	-1,942	\$3.300	-\$640.86	\$10.00	\$0.91	123534509	-\$630.86
30-Aug-2021	Sell	-4,000	\$3.144	-\$1,257.68	\$19.95	\$1.81	122631601	-\$1,237.73
12-Aug-2021	Sell	-10,000	\$2.650	-\$2,650.00	\$19.95	\$1.81	121829512	-\$2,630.05
Sub Total					\$49.90	\$4.53		-\$4,498.64

CSL - CSL LIMITED FPO (ORDINARY FULLY PAID)								
Date	Type	Quantity	Unit Price	Trade Value	Brokerage+GST	GST	CNote	Total Value
10-Nov-2021	Sell	-10	\$313.2100	-\$3,132.10	\$19.95	\$1.81	126185743	-\$3,112.15
30-Aug-2021	Sell	15	\$309.1300	\$4,636.95	\$19.95	\$1.81	122620227	\$4,617.00
15-Jul-2021	Buy	25	\$278.0400	\$6,951.00	\$19.95	\$1.81	120623013	\$6,970.95
Sub Total					\$59.85	\$5.43		-\$758.20

EGR - ECOGRAF LIMITED FPO (ORDINARY FULLY PAID)								
Date	Type	Quantity	Unit Price	Trade Value	Brokerage+GST	GST	CNote	Total Value
27-Apr-2022	Buy	18,000	\$5.150	\$9,270.00	\$19.95	\$1.81	132637929	\$9,289.95
22-Apr-2022	Buy	17,500	\$5.600	\$9,800.00	\$19.95	\$1.81	132517605	\$9,819.95
08-Apr-2022	Buy	17,000	\$5.725	\$9,732.61	\$19.95	\$1.81	132041701	\$9,752.56
25-Mar-2022	Buy	17,500	\$5.600	\$9,800.00	\$19.95	\$1.81	131475291	\$9,819.95
11-Mar-2022	Buy	11,000	\$5.400	\$5,940.00	\$19.95	\$1.81	130967833	\$5,959.95
07-Mar-2022	Buy	8,000	\$5.450	\$4,360.00	\$19.95	\$1.81	130782654	\$4,379.95
15-Feb-2022	Buy	3,293	\$6.000	\$1,975.80	\$9.96	\$0.91	129929162	\$1,985.76
14-Feb-2022	Buy	707	\$6.000	\$424.20	\$10.00	\$0.91	129913767	\$434.20
24-Jan-2022	Buy	15,000	\$6.300	\$9,450.00	\$19.95	\$1.81	128990945	\$9,469.95
07-Dec-2021	Buy	1,000	\$6.450	\$645.00	\$10.00	\$0.91	127341758	\$655.00
06-Dec-2021	Buy	14,000	\$6.800	\$9,520.00	\$19.95	\$1.81	127281647	\$9,539.95
08-Nov-2021	Buy	16,000	\$6.000	\$9,600.00	\$19.95	\$1.81	126040557	\$9,619.95

Transaction Summary

1 JULY 2021 - 30 JUNE 2022

CommSec

EGR - ECOGRAF LIMITED FPO (ORDINARY FULLY PAID)

Date	Type	Quantity	Unit Price	Trade Value	Brokerage+GST	GST	CNote	Total Value
05-Oct-2021	Buy	10,000	\$.6200	\$6,200.00	\$19.95	\$1.81	124496338	\$6,219.95
04-Oct-2021	Buy	15,000	\$.6450	\$9,675.00	\$19.95	\$1.81	124442958	\$9,694.95
29-Sep-2021	Buy	14,400	\$.6900	\$9,936.00	\$19.95	\$1.81	124206209	\$9,955.95
17-Sep-2021	Buy	10,000	\$.7650	\$7,650.00	\$19.95	\$1.81	123614930	\$7,669.95
04-Aug-2021	Sell	-5,000	\$.8800	-\$4,400.00	\$19.95	\$1.81	121448271	-\$4,380.05
22-Jul-2021	Sell	-6,000	\$.6900	-\$4,140.00	\$19.95	\$1.81	120948379	-\$4,120.05
Sub Total					\$329.21	\$29.86		\$105,767.82

EVN - EVOLUTION MINING LTD FPO (ORDINARY FULLY PAID)

Date	Type	Quantity	Unit Price	Trade Value	Brokerage+GST	GST	CNote	Total Value
25-Jan-2022	Buy	2,500	\$3.8800	\$9,700.00	\$19.95	\$1.81	129137444	\$9,719.95
28-Sep-2021	Buy	1,500	\$3.3600	\$5,040.00	\$19.95	\$1.81	124173288	\$5,059.95
24-Sep-2021	Buy	2,750	\$3.6000	\$9,900.00	\$19.95	\$1.81	124041520	\$9,919.95
22-Sep-2021	Buy	2,600	\$3.7800	\$9,828.00	\$19.95	\$1.81	123873442	\$9,847.95
21-Sep-2021	Buy	2,500	\$3.8000	\$9,500.00	\$19.95	\$1.81	123835122	\$9,519.95
21-Sep-2021	Buy	2,500	\$3.8100	\$9,525.00	\$19.95	\$1.81	123835137	\$9,544.95
Sub Total					\$119.70	\$10.86		\$53,612.70

GXY - GALAXY RESOURCES FPO (ORDINARY FULLY PAID)

Date	Type	Quantity	Unit Price	Trade Value	Brokerage+GST	GST	CNote	Total Value
30-Jul-2021	Sell	-2,000	\$4.8000	-\$9,600.00	\$19.95	\$1.81	121257337	-\$9,580.05
22-Jul-2021	Sell	-2,000	\$4.4000	-\$8,800.00	\$19.95	\$1.81	120928953	-\$8,780.05
Sub Total					\$39.90	\$3.62		-\$18,360.10

IVC - INVOCARE LIMITED FPO (ORDINARY FULLY PAID)

Date	Type	Quantity	Unit Price	Trade Value	Brokerage+GST	GST	CNote	Total Value
22-Feb-2022	Sell	-1,910	\$12.6000	-\$24,066.00	\$29.95	\$2.72	130216831	-\$24,036.05
Sub Total					\$29.95	\$2.72		-\$24,036.05

LPD - LEPIDICO LTD FPO (ORDINARY FULLY PAID)

Date	Type	Quantity	Unit Price	Trade Value	Brokerage+GST	GST	CNote	Total Value
22-Feb-2022	Buy	800,000	\$.0320	\$25,600.00	\$30.72	\$2.79	130194348	\$25,630.72
27-Jan-2022	Buy	270,000	\$.0350	\$9,450.00	\$19.95	\$1.81	129230281	\$9,469.95
06-Dec-2021	Buy	160,000	\$.0390	\$6,240.00	\$19.95	\$1.81	127266470	\$6,259.95
30-Nov-2021	Buy	225,000	\$.0430	\$9,675.00	\$19.95	\$1.81	127076577	\$9,694.95
17-Nov-2021	Buy	400,000	\$.0440	\$17,600.00	\$29.95	\$2.72	126511561	\$17,629.95
16-Nov-2021	Sell	-340,599	\$.0480	-\$16,348.75	\$29.95	\$2.72	126458254	-\$16,318.80

Transaction Summary

1 JULY 2021 - 30 JUNE 2022

CommSec

LPD - LEPIDICO LTD FPO (ORDINARY FULLY PAID)

Date	Type	Quantity	Unit Price	Trade Value	Brokerage+GST	GST	CNote	Total Value
12-Nov-2021	Sell	-90,000	\$0.0510	-\$4,590.00	\$19.95	\$1.81	126320328	-\$4,570.05
04-Nov-2021	Sell	-200,000	\$0.0440	-\$8,800.00	\$19.95	\$1.81	125895247	-\$8,780.05
03-Nov-2021	Sell	-200,000	\$0.0400	-\$8,000.00	\$19.95	\$1.81	125827407	-\$7,980.05
03-Nov-2021	Sell	-250,000	\$0.0360	-\$9,000.00	\$19.95	\$1.81	125801427	-\$8,980.05
26-Oct-2021	Sell	-500,000	\$0.0280	-\$14,000.00	\$29.95	\$2.72	125417469	-\$13,970.05
21-Sep-2021	Buy	390,000	\$0.0240	\$9,360.00	\$19.95	\$1.81	123790197	\$9,379.95
03-Sep-2021	Sell	-500,000	\$0.0260	-\$13,000.00	\$29.95	\$2.72	122872507	-\$12,970.05
24-Aug-2021	Buy	213,746	\$0.0180	\$3,847.43	\$19.95	\$1.81	122401014	\$3,867.38
04-Aug-2021	Sell	-250,000	\$0.0200	-\$5,000.00	\$19.95	\$1.81	121448022	-\$4,980.05
22-Jul-2021	Sell	-600,000	\$0.0160	-\$9,600.00	\$19.95	\$1.81	120953518	-\$9,580.05
22-Jul-2021	Sell	-1,000,000	\$0.0150	-\$15,000.00	\$29.95	\$2.72	120929639	-\$14,970.05
Sub Total					\$399.92	\$36.30		-\$21,166.40

MAY - MELBANA ENERGY LTD FPO (ORDINARY FULLY PAID)

Date	Type	Quantity	Unit Price	Trade Value	Brokerage+GST	GST	CNote	Total Value
20-May-2022	Buy	100,000	\$0.0980	\$9,800.00	\$19.95	\$1.81	133519004	\$9,819.95
28-Apr-2022	Buy	105,000	\$0.0910	\$9,555.00	\$19.95	\$1.81	132669109	\$9,574.95
Sub Total					\$39.90	\$3.62		\$19,394.90

NABPF - NATIONAL AUST. BANK NYR3QUT (CAP NOTE 3-BBSW+4.00% PERP NON-CUM RED T-06-26)

Date	Type	Quantity	Unit Price	Trade Value	Brokerage+GST	GST	CNote	Total Value
25-May-2022	Sell	-100	\$105.7110	-\$10,571.10	\$29.95	\$2.72	133635638	-\$10,541.15
23-May-2022	Sell	-9	\$105.6700	-\$951.03	\$10.00	\$0.91	133564117	-\$941.03
17-May-2022	Sell	-85	\$106.3100	-\$9,036.35	\$19.95	\$1.81	133406944	-\$9,016.40
28-Apr-2022	Sell	-88	\$107.4600	-\$9,456.48	\$19.95	\$1.81	132702960	-\$9,436.53
27-Apr-2022	Sell	-92	\$107.3000	-\$9,871.60	\$19.95	\$1.81	132651877	-\$9,851.65
27-Sep-2021	Buy	400	\$107.0459	\$42,818.35	\$51.38	\$4.67	124061942	\$42,869.73
22-Sep-2021	Buy	90	\$106.7467	\$9,607.21	\$19.95	\$1.81	123889136	\$9,627.16
Sub Total					\$171.13	\$15.54		\$12,710.13

NCM - NEWCREST MINING FPO (ORDINARY FULLY PAID)

Date	Type	Quantity	Unit Price	Trade Value	Brokerage+GST	GST	CNote	Total Value
20-Sep-2021	Buy	981	\$23.6402	\$23,191.02	\$29.95	\$2.72	123674351	\$23,220.97
20-Sep-2021	Buy	19	\$23.6500	\$449.35	\$0.00	\$0.00	123733583	\$449.35
11-Aug-2021	Buy	200	\$25.0590	\$5,011.80	\$19.95	\$1.81	121722216	\$5,031.75
Sub Total					\$49.90	\$4.53		\$28,702.07

Transaction Summary

1 JULY 2021 - 30 JUNE 2022

CommSec

NST - NORTHERN STAR FPO (ORDINARY FULLY PAID)

Date	Type	Quantity	Unit Price	Trade Value	Brokerage+GST	GST	CNote	Total Value
27-Sep-2021	Buy	1,100	\$8.7500	\$9,625.00	\$19.95	\$1.81	124058646	\$9,644.95
22-Sep-2021	Buy	1,060	\$9.3800	\$9,942.80	\$19.95	\$1.81	123915224	\$9,962.75
12-Aug-2021	Buy	1,000	\$9.2750	\$9,275.00	\$19.95	\$1.81	121834783	\$9,294.95
Sub Total					\$59.85	\$5.43		\$28,902.65

NUF - NUFARM LIMITED FPO (ORDINARY FULLY PAID)

Date	Type	Quantity	Unit Price	Trade Value	Brokerage+GST	GST	CNote	Total Value
26-Apr-2022	Sell	-200	\$6.7911	-\$1,358.22	\$19.95	\$1.81	132585595	-\$1,338.27
11-Mar-2022	Sell	-1,000	\$5.7716	-\$5,771.58	\$19.95	\$1.81	130967670	-\$5,751.63
Sub Total					\$39.90	\$3.62		-\$7,089.90

ORE - OROCOBRE LIMITED FPO (ORDINARY FULLY PAID)

Date	Type	Quantity	Unit Price	Trade Value	Brokerage+GST	GST	CNote	Total Value
03-Dec-2021	Buy	1,050	\$9.2000	\$9,660.00	\$19.95	\$1.81	127244334	\$9,679.95
01-Dec-2021	Sell	-975	\$10.2229	-\$9,967.34	\$19.95	\$1.81	127108054	-\$9,947.39
30-Nov-2021	Sell	-2,300	\$10.0100	-\$23,023.00	\$29.95	\$2.72	127064902	-\$22,993.05
03-Nov-2021	Sell	-2,650	\$9.7478	-\$25,831.72	\$31.00	\$2.82	125797435	-\$25,800.72
28-Oct-2021	Buy	1,100	\$9.0300	\$9,933.00	\$19.95	\$1.81	125533767	\$9,952.95
28-Oct-2021	Buy	1,100	\$8.8200	\$9,702.00	\$19.95	\$1.81	125549519	\$9,721.95
05-Oct-2021	Buy	530	\$7.8870	\$4,180.13	\$19.95	\$1.81	124509830	\$4,200.08
04-Oct-2021	Buy	1,200	\$8.2000	\$9,840.00	\$19.95	\$1.81	124428033	\$9,859.95
20-Sep-2021	Buy	702	\$8.9000	\$6,247.80	\$19.95	\$1.81	123674353	\$6,267.75
20-Sep-2021	Buy	398	\$8.9000	\$3,542.20	\$0.00	\$0.00	123730229	\$3,542.20
20-Sep-2021	Buy	1,500	\$8.9000	\$13,350.00	\$29.95	\$2.72	123666932	\$13,379.95
03-Sep-2021	Sell	-1,300	\$9.7505	-\$12,675.59	\$29.95	\$2.72	122897628	-\$12,645.64
27-Aug-2021	Buy	1,200	\$8.2000	\$9,840.00	\$19.95	\$1.81	122568085	\$9,859.95
20-Aug-2021	Buy	1,000	\$8.5451	\$8,545.13	\$19.95	\$1.81	122257481	\$8,565.08
11-Aug-2021	Sell	-1,000	\$9.9150	-\$9,915.00	\$19.95	\$1.81	121757163	-\$9,895.05
22-Jul-2021	Sell	-1,000	\$7.7016	-\$7,701.57	\$19.95	\$1.81	120928849	-\$7,681.62
13-Jul-2021	Sell	-1,800	\$7.0900	-\$12,762.00	\$29.95	\$2.72	120528257	-\$12,732.05
Sub Total					\$370.25	\$33.61		-\$10,065.71

PTM - PLATINUM ASSET FPO (ORDINARY FULLY PAID)

Date	Type	Quantity	Unit Price	Trade Value	Brokerage+GST	GST	CNote	Total Value
22-Mar-2022	Buy	4,000	\$2.2300	\$8,920.00	\$19.95	\$1.81	131313011	\$8,939.95
07-Mar-2022	Buy	2,250	\$2.1300	\$4,792.50	\$19.95	\$1.81	130782769	\$4,812.45
02-Dec-2021	Buy	3,750	\$2.6900	\$10,087.50	\$29.95	\$2.72	127203264	\$10,117.45

Transaction Summary

1 JULY 2021 - 30 JUNE 2022

CommSec

PTM - PLATINUM ASSET FPO (ORDINARY FULLY PAID)

Date	Type	Quantity	Unit Price	Trade Value	Brokerage+GST	GST	CNote	Total Value
26-Nov-2021	Buy	3,500	\$2.7000	\$9,450.00	\$19.95	\$1.81	126921670	\$9,469.95
15-Oct-2021	Buy	3,300	\$3.0000	\$9,900.00	\$19.95	\$1.81	125003641	\$9,919.95
01-Oct-2021	Buy	2,840	\$3.5000	\$9,940.00	\$19.95	\$1.81	124337458	\$9,959.95
20-Sep-2021	Buy	5,000	\$3.5200	\$17,599.92	\$29.95	\$2.72	123763165	\$17,629.87
09-Sep-2021	Buy	2,718	\$3.6800	\$10,002.24	\$29.95	\$2.72	123160612	\$10,032.19
27-Aug-2021	Buy	1,250	\$3.9200	\$4,900.00	\$19.95	\$1.81	122546817	\$4,919.95
Sub Total					\$209.55	\$19.02		\$85,801.71

QUB - QUBE HOLDINGS LTD FPO (ORDINARY FULLY PAID)

Date	Type	Quantity	Unit Price	Trade Value	Brokerage+GST	GST	CNote	Total Value
20-Sep-2021	Sell	-235	\$3.3000	-\$775.50	\$10.00	\$0.91	123763440	-\$765.50
Sub Total					\$10.00	\$0.91		-\$765.50

RHC - RAMSAY HEALTH CARE FPO (ORDINARY FULLY PAID)

Date	Type	Quantity	Unit Price	Trade Value	Brokerage+GST	GST	CNote	Total Value
07-Mar-2022	Sell	-150	\$60.7900	-\$9,118.50	\$19.95	\$1.81	130782507	-\$9,098.55
Sub Total					\$19.95	\$1.81		-\$9,098.55

SYA - SAYONA MINING LTD FPO (ORDINARY FULLY PAID)

Date	Type	Quantity	Unit Price	Trade Value	Brokerage+GST	GST	CNote	Total Value
04-Apr-2022	Sell	-25,000	\$.3300	-\$8,250.00	\$19.95	\$1.81	131820012	-\$8,230.05
25-Mar-2022	Sell	-80,000	\$.2200	-\$17,600.00	\$29.95	\$2.72	131467158	-\$17,570.05
21-Mar-2022	Sell	-200,000	\$.1750	-\$35,000.00	\$42.00	\$3.82	131254086	-\$34,958.00
15-Dec-2021	Buy	53,000	\$.1250	\$6,625.00	\$19.95	\$1.81	127600607	\$6,644.95
07-Dec-2021	Buy	85,000	\$.1175	\$9,987.50	\$19.95	\$1.81	127353549	\$10,007.45
25-Nov-2021	Buy	70,000	\$.1425	\$9,975.00	\$19.95	\$1.81	126878888	\$9,994.95
12-Nov-2021	Buy	99,999	\$.1500	\$14,999.85	\$29.95	\$2.72	126270331	\$15,029.80
Sub Total					\$181.70	\$16.50		-\$19,080.95

SYR - SYRAH RESOURCES FPO (ORDINARY FULLY PAID)

Date	Type	Quantity	Unit Price	Trade Value	Brokerage+GST	GST	CNote	Total Value
27-Apr-2022	Buy	3,000	\$1.7800	\$5,340.00	\$19.95	\$1.81	132642468	\$5,359.95
21-Apr-2022	Buy	5,500	\$1.7942	\$9,868.15	\$19.95	\$1.81	132461317	\$9,888.10
20-Apr-2022	Buy	5,750	\$1.7281	\$9,936.66	\$19.95	\$1.81	132371902	\$9,956.61
Sub Total					\$59.85	\$5.43		\$25,204.66

Transaction Summary

1 JULY 2021 - 30 JUNE 2022

CommSec

WBC - WESTPAC BANKING CORP FPO (ORDINARY FULLY PAID)

Date	Type	Quantity	Unit Price	Trade Value	Brokerage+GST	GST	CNote	Total Value
24-Jun-2022	Buy	69	\$19.4100	\$1,339.29	\$19.95	\$1.81	134703306	\$1,359.24
04-Apr-2022	Buy	800	\$23.9900	\$19,192.00	\$29.95	\$2.72	131843452	\$19,221.95
22-Feb-2022	Sell	-128	\$23.5750	-\$3,017.60	\$19.95	\$1.81	130221440	-\$2,997.65
17-Jan-2022	Buy	460	\$21.4000	\$9,844.00	\$19.95	\$1.81	128637219	\$9,863.95
05-Nov-2021	Buy	440	\$22.6000	\$9,944.00	\$19.95	\$1.81	125973313	\$9,963.95
Sub Total					\$109.75	\$9.96		\$37,411.44

WPL - WOODSIDE PETROLEUM FPO (ORDINARY FULLY PAID)

Date	Type	Quantity	Unit Price	Trade Value	Brokerage+GST	GST	CNote	Total Value
07-Jul-2021	Sell	-62	\$23.5400	-\$1,459.48	\$19.95	\$1.81	120326839	-\$1,439.53
Sub Total					\$19.95	\$1.81		-\$1,439.53

XTC - XANTIPPE RES LTD FPO (ORDINARY FULLY PAID)

Date	Type	Quantity	Unit Price	Trade Value	Brokerage+GST	GST	CNote	Total Value
28-Apr-2022	Buy	700,000	\$0.0140	\$9,800.00	\$19.95	\$1.81	132701898	\$9,819.95
22-Apr-2022	Buy	700,000	\$0.0145	\$10,150.00	\$29.95	\$2.72	132615150	\$10,179.95
Sub Total					\$49.90	\$4.53		\$19,999.90

COYTE SF

Trial Balance**As At 30 Jun 2022**

	Debit	As at 30 Jun 2021 Credit	Quantity	Debit	As at 30 Jun 2022 Credit	Quantity
Income						
Member Receipts						
Contributions						
Employer						
Mr Phillip Coyte	\$	3,789.71		\$	0.00	
Total Employer	\$	3,789.71		\$	0.00	
Member						
Personal Concessional						
Mrs Annie Coyte	\$	635.48		\$	0.00	
Total Personal Concessional	\$	635.48		\$	0.00	
Personal Non-Concessional						
Mr Phillip Coyte	\$	100.00		\$	3,200.00	
Total Personal Non-Concessional	\$	100.00		\$	3,200.00	
Total Member	\$	735.48		\$	3,200.00	
Government Co-Contributions						
Mr Phillip Coyte	\$	500.00		\$	500.00	
Total Government Co-Contribution	\$	500.00		\$	500.00	
Total Contributions	\$	5,025.19		\$	3,700.00	
Total Member Receipts	\$	5,025.19		\$	3,700.00	
Investment Income						
Distributions						
Stapled Securities						
Transurban Group - Fully Paid Ordinary/Units/Stapled Securities	\$	7.50		\$	0.00	
Total Stapled Securities	\$	7.50		\$	0.00	
Total Distributions	\$	7.50		\$	0.00	
Dividends						
Shares in Listed Companies						
AGL Energy Limited.	\$	102.73		\$	0.00	
Altium Limited	\$	4.75		\$	0.00	
Australia And New Zealand Banking Group Limited - Cap Note 3-Bbsw+4.70% Perp Non-Cum Red T-03-24	\$	69.97		\$	0.00	
Bega Cheese Limited	\$	38.42		\$	0.30	
Commonwealth Bank of Australia	\$	9.80		\$	0.00	
Commonwealth Bank of Australia - Cap Note 3-Bbsw+5.20% Perp Non-Cum Red T-10-21	\$	9,280.31		\$	3,820.19	
Commonwealth Bank of Australia - Cap Note 3-Bbsw+5.20% Perp Non-Cum Red T-10-21	\$	188.09		\$	181.73	
CSL Limited	\$	0.00		\$	16.58	
CSL Limited	\$	26.98		\$	0.00	
Evolution Mining Limited	\$	0.00		\$	615.00	
Invocare Limited	\$	584.57		\$	259.21	
National Australia Bank Limited	\$	45.00		\$	0.00	
National Australia Bank Limited - Cap Note 3-Bbsw+4.00% Perp Non-Cum Red T-06-26	\$	2,888.14		\$	2,868.19	
Newcrest Mining Limited	\$	0.00		\$	336.71	
Northern Star Resources Ltd	\$	40.86		\$	827.00	
Nufarm Limited	\$	0.00		\$	47.60	
Platinum Asset Management Limited	\$	1,411.85		\$	5,930.43	
Qube Holdings Limited	\$	16.13		\$	0.00	
Ramsay Health Care Limited	\$	103.93		\$	324.64	
Santos Limited	\$	34.54		\$	0.00	
Saracen Mineral Holdings Limited	\$	43.43		\$	0.00	
Sims Metal Management Limited	\$	0.51		\$	0.00	
Telstra Corp	\$	1,099.43		\$	0.00	
The Star Entertainment Group Limited	\$	4.66		\$	0.00	
Westpac Banking Corp	\$	15.06		\$	0.00	
Westpac Banking Corporation	\$	0.00		\$	1,369.89	
Woodside Petroleum	\$	44.61		\$	0.00	
Total Shares in Listed Companies	\$	16,253.47		\$	16,597.47	
Total Dividends	\$	16,253.47		\$	16,597.47	

Interest

Cash and Cash Equivalents

High Interest Account	\$	379.15	\$	0.00
-----------------------	----	--------	----	------

Total Cash and Cash Equivalents	\$	379.15	\$	0.00
---------------------------------	----	---------------	----	-------------

Cash At Bank

Cash Account - NAB	\$	0.91	\$	0.09
--------------------	----	------	----	------

Macquarie Cash Mgt Trust 960248128	\$	0.18	\$	0.00
------------------------------------	----	------	----	------

Total Cash At Bank	\$	1.09	\$	0.09
--------------------	----	-------------	----	-------------

Total Interest	\$	380.24	\$	0.09
----------------	----	---------------	----	-------------

Total Investment Income	\$	16,641.21	\$	16,597.56
-------------------------	----	------------------	----	------------------

Other Income

Sundry	\$	0.00	\$	16.66
--------	----	------	----	-------

Total Other Income	\$	0.00	\$	16.66
--------------------	----	-------------	----	--------------

Total Income	\$	21,666.40	\$	20,314.22
--------------	----	------------------	----	------------------

Expenses**Member Payments**

Pensions Paid

Mr Phillip Coyte

Philip Pension 2018	484.46	\$	681.00
---------------------	--------	----	--------

Phillip Pension 2019	218.47	\$	19,737.10
----------------------	--------	----	-----------

Phillip Pension 2016	20.00	\$	1,930.00
----------------------	-------	----	----------

Phillip Pension 2017	50.00	\$	995.00
----------------------	-------	----	--------

Total Mr Phillip Coyte	32,372.93	\$	23,343.10
------------------------	------------------	----	------------------

Mrs Annie Coyte

Annie Pension 2018	228.07	\$	25,168.26
--------------------	--------	----	-----------

Annie Pension 2016	860.00	\$	1,907.00
--------------------	--------	----	----------

Annie Pension 2017	190.00	\$	120.00
--------------------	--------	----	--------

Annie Pension 2018	20.00	\$	30.00
--------------------	-------	----	-------

Total Mrs Annie Coyte	20,298.07	\$	27,225.26
-----------------------	------------------	----	------------------

Total Pensions Paid	52,671.00	\$	50,568.36
---------------------	------------------	----	------------------

Total Member Payments	52,671.00	\$	50,568.36
-----------------------	------------------	----	------------------

Other Expenses

Accountancy Fee	2,535.00	\$	2,535.00
-----------------	----------	----	----------

Auditor Fee	885.00	\$	885.00
-------------	--------	----	--------

Regulatory Fees	\$ 0.00	\$	160.00
-----------------	---------	----	--------

SMSF Supervisory Levy	259.00	\$	259.00
-----------------------	--------	----	--------

Sundry	\$ 0.00	\$	17.40
--------	---------	----	-------

Total Other Expenses	3,679.00	\$	3,856.40
----------------------	-----------------	----	-----------------

Investment Losses

Market Losses

Derivative Investments

Lepidico Ltd - Option Expiring 05-Jun-2022	28.00	\$	28.05
--	-------	----	-------

Lepidico Ltd - Option Expiring 30-Sep-2020	53.99	\$	0.00
--	-------	----	------

Total Derivative Investments	81.99	\$	28.05
------------------------------	--------------	----	--------------

Shares in Listed Companies

AGL Energy Limited	2,145.85	\$	0.00
--------------------	----------	----	------

Allkem Limited	\$ 0.00	\$	104,982.39
----------------	---------	----	------------

Altium Limited	\$ 78.00	\$	0.00
----------------	----------	----	------

Antipa Minerals Limited	\$ 949.78	\$	6,255.31
-------------------------	-----------	----	----------

Arafura Resources Limited	\$ 0.00	\$	4,835.15
---------------------------	---------	----	----------

Australia And New Zealand Banking Group Limited - Cap Note 3-Bbsw+4.70% Perp Non-Cum Red T-03-24	542.06	\$	0.00
--	--------	----	------

Bega Cheese Limited	\$ 482.35	\$	4.14
---------------------	-----------	----	------

Cannon Resources Limited	\$ 0.00	\$	4,498.64
--------------------------	---------	----	----------

Comet Ridge Limited	16.75	\$	0.00
---------------------	-------	----	------

Commonwealth Bank of Australia	202.62	\$	0.00
--------------------------------	--------	----	------

Commonwealth Bank of Australia - Cap Note 3-Bbsw+5.20% Perp Non-Cum Red T-10-24	1,074.88	\$	0.00
---	----------	----	------

Commonwealth Bank of Australia - Cap Note 3-Bbsw+5.20% Perp Non-Cum Red T-10-26	1,026.18	\$	0.00
---	----------	----	------

CSL Limited	\$ 0.00	\$	758.20
-------------	---------	----	--------

CSL Limited	\$ 562.20	\$	0.00
-------------	-----------	----	------

Ecograf Limited	\$ 12,298.96	\$	78,230.99
-----------------	--------------	----	-----------

Evolution Mining Limited	\$ 0.00	\$	19,459.70
--------------------------	---------	----	-----------

Galaxy Resources Limited	\$	48,370.85	\$	28,910.79	
Invocare Limited	\$	2,138.75			\$ 1,937.35
Lepidico Ltd	\$	10,560.92			\$ 43,700.41
Melbana Energy Limited	\$	0.00	\$	3,404.90	
National Australia Bank Limited	\$	11.88			\$ 0.00
National Australia Bank Limited - Cap Note 3-Bbsw+4.00% Perp Non-Cum Red T-06-26	\$	56,875.50	\$	56,875.50	
Newcrest Mining Limited	\$	0.00	\$	3,675.82	
Northern Star Resources Ltd	\$	0.00	\$	9,819.59	
Nufarm Limited	\$	689.26			\$ 1,592.10
Orocobre Limited	\$	63,885.93			\$ 26,420.90
Platinum Asset Management Limited	\$	9,353.37	\$	61,463.04	
Qube Holdings Limited	\$	0.01			\$ 20.55
Ramsay Health Care Limited	\$	0.00	\$	343.95	
Rox Resources Limited	\$	0.00	\$	7,539.92	
Santos Limited	\$	577.22			\$ 0.00
Saracen Mineral Holdings Limited	\$	0.00			\$ 0.00
Sayona Mining Limited	\$	0.00			\$ 19,530.80
Sims Metal Management Limited	\$	11.45			\$ 0.00
Syrah Resources Limited	\$	0.00	\$	7,605.91	
Telstra Corp	\$	4,173.54			\$ 0.00
The Star Entertainment Group Limited	\$	16.82			\$ 0.00
Westpac Banking Corp	\$	108.36			\$ 0.00
Westpac Banking Corporation	\$	0.00	\$	5,411.94	
Woodside Petroleum	\$	21.91			\$ 62.51
Xantippe Resources Limited	\$	0.00	\$	10,199.90	
Total Shares in Listed Companies	\$	132,884.34	\$	28,826.23	
Stapled Securities					
Transurban Group - Fully Paid Ordinary/Units Stapled Securities					\$ 0.00
Total Stapled Securities	\$	74.00	\$	0.00	
Total Market Losses	\$	132,716.35	\$	28,854.28	
Total Investment Losses	\$	132,716.35	\$	28,854.28	
Total Expenses	\$	76,366.35	\$	83,279.04	

Income Tax**Income Tax Expense**

Income Tax Expense	516.30	\$	1,085.85	
Total Income Tax Expense	516.30	\$	1,085.85	
Total Income Tax	\$ 516.30	\$	1,085.85	

Profit & Loss Clearing Account

Total Profit & Loss Clearing Account	97,516.45	\$	64,050.67	
---	------------------	-----------	------------------	--

Assets**Investments****Cash and Cash Equivalents**

High Interest Account	2.85	\$	0.00	
Total Cash and Cash Equivalents	2.85	\$	0.00	

Derivative Investments

Lepidico Ltd - Option Expired 15-Jun-2022	28,053	\$	0.00	0
Total Derivative Investments	28.05	\$	0.00	

Shares in Listed Companies

Allkem Limited	\$	0.00	\$	145,113.25	14,075
Antipal Minerals Limited	\$	539.23	1,110,713	\$	13,142.82
Arafura Resources Limited	\$	0.00	\$	23,085.00	81,000
Bega Cheese Limited	\$	11.78	2	\$	7.64
Commonwealth Bank of Australia - Cap Note 3-Bbsw+5.20% Perp Non-Cum Red T-10-21	\$	0.00	\$	0.00	0
Commonwealth Bank of Australia - Cap Note 3-Bbsw+5.20% Perp Non-Cum Red T-10-21	\$	0.00	\$	0.00	0
Ecograf Limited	\$	32,028.87	56,191	\$	59,565.70
Evolution Mining Limited	\$	0.00	\$	34,153.00	14,350
Galaxy Resources Limited	\$	2,110.20	20,630	\$	0.00
Invocare Limited	\$	22,098.70	1,910	\$	0.00
Lepidico Ltd	\$	38,001.37	3,800,137	\$	60,535.38
Melbana Energy Limited	\$	0.00	\$	15,990.00	205,000
National Australia Bank Limited - Cap Note 3-Bbsw+4.00% Perp Non-Cum Red T-06-26	\$	56,875.50	\$	56,875.50	550
Newcrest Mining Limited	\$	0.00	\$	25,151.56	1,204
Northern Star Resources Ltd	\$	0.00	\$	27,503.64	4,021
Nufarm Limited	\$	5,450.20	1,190	\$	0.00

Orocobre Limited	86,950.33		13,439		\$	0.00	0
Platinum Asset Management Limited	39,402.15		8,025	\$	63,741.42		36,633
Qube Holdings Limited	744.95		235		\$	0.00	0
Ramsay Health Care Limited	1,421.50		150		\$	0.00	0
Rox Resources Limited	16,820.00		580,000	\$	9,280.08		38,667
Sayona Mining Limited	\$	0.00		\$	449.85		2,999
Syrah Resources Limited	\$	0.00		\$	17,598.75		14,250
Westpac Banking Corporation	\$	0.00		\$	31,999.50		1,641
Woodside Petroleum	1,377.02		62		\$	0.00	0
Xantippe Resources Limited	\$	0.00		\$	9,800.00		1,400,000

Total Shares in Listed Companies **657,795.94** **\$ 593,993.09**

Total Investments **\$ 657,825.94** **\$ 593,993.09**

Other Assets

Cash At Bank

Cash Account - NAB	0.03			\$	0.03		
CBA CDIA 19012283 Annual	5.86			\$	9.84		
Macquarie Cash Mgt Trust 000248128				\$	350.00		

Total Cash At Bank **45.89** **\$ 359.87**

Receivables

Investment Income Receivable

Dividends

Shares in Listed Companies

Commonwealth Bank of Australia **\$ 0.00**

Total Shares in Listed Companies **\$ 0.00**

Total Dividends **54.00** **\$ 0.00**

Total Investment Income Receivable **\$ 0.00**

Total Receivables **\$ 54.00** **\$ 0.00**

Current Tax Assets

Income Tax Payable 3,998.18 **\$ 3,998.18**

Provision for Income Tax **\$ 516.30** **\$ 1,085.85**

Withholding Credits

Shares in Listed Companies

AGL Energy Limited **\$ 0.00**

Total Shares in Listed Companies **\$ 0.00**

Total Withholding Credits **7.00** **\$ 0.00**

Franking Credits

Shares in Listed Companies

AGL Energy Limited **\$ 0.00**

Australia And New Zealand Banking Group Limited - Cap Note 3-Bbsw+4.70% Perp Non-Cum Red T-03-24 **0.00**

Bega Cheese Limited **\$ 0.09**

Commonwealth Bank of Australia **\$ 0.00**

Commonwealth Bank of Australia - Cap Note 3-Bbsw+5.20% Perp Non-Cum Red T-14-06 **1,146.00**

Commonwealth Bank of Australia - Cap Note 3-Bbsw+5.20% Perp Non-Cum Red T-54-22 **1,540.22**

CSL Limited **\$ 0.00** **\$ 0.68**

Evolution Mining Limited **\$ 0.00** **\$ 184.50**

Invacare Limited **\$ 75.37** **\$ 77.76**

National Australia Bank Limited **\$ 0.00**

National Australia Bank Limited - Cap Note 3-Bbsw+4.00% Perp Non-Cum Red T-06-16 **4,626.46**

Newcrest Mining Limited **\$ 0.00** **\$ 101.01**

Northern Star Resources Ltd **\$ 248.10**

Platinum Asset Management Limited **\$ 1,779.13**

Qube Holdings Limited **\$ 0.00**

Ramsay Health Care Limited **\$ 97.39**

Santos Limited **\$ 10.36** **\$ 0.00**

Saracen Mineral Holdings Limited **\$ 0.00**

Simons Metal Management Limited **\$ 0.00**

Telstra Corp **\$ 329.83** **\$ 0.00**

The Star Entertainment Group Limited **\$ 0.00**

Westpac Banking Corp **\$ 0.00**

Westpac Banking Corporation **\$ 0.00** **\$ 410.97**

Woodside Petroleum **\$ 0.00**

Total Shares in Listed Companies **\$ 0.00** **\$ 4,960.67**

Total Franking Credits **4,861.92** **\$ 4,960.67**

Total Current Tax Assets **8,350.80** **\$ 7,873.00**

Total Other Assets **\$ 8,450.69** **\$ 8,232.87**

Total Assets **\$ 666,276.63** **\$ 602,225.96**

Liabilities

Total Liabilities	\$	0.00	\$	0.00
-------------------	----	------	----	------

Member Entitlements**Member Entitlement Accounts**

Mr Phillip Coyte

Accumulation	\$	23,962.88	\$	25,951.59
Philip Pension 2018	\$	18,911.96	\$	17,769.05
Phillip Pension 2014	\$	227,571.85	\$	202,424.07
Phillip Pension 2016	\$	44,810.44	\$	41,783.34
Phillip Pension 2017	\$	21,845.72	\$	20,315.13

Total Mr Phillip Coyte	\$	337,102.85	\$	308,243.18
------------------------	----	------------	----	------------

Mrs Annie Coyte

Accumulation	\$	1,004.23	\$	939.76
Annie Pension 2014	\$	282,070.52	\$	250,135.62
Annie Pension 2016	\$	41,107.91	\$	38,190.12
Annie Pension 2017	\$	4,120.87	\$	3,898.60
Annie Pension 2018	\$	870.25	\$	818.68

Total Mrs Annie Coyte	\$	329,173.78	\$	293,982.78
-----------------------	----	------------	----	------------

Total Member Entitlement Accounts	\$	666,276.63	\$	602,225.96
-----------------------------------	----	------------	----	------------

Total Member Entitlements	\$	666,276.63	\$	602,225.96
---------------------------	----	------------	----	------------

Net Total	\$	820,659.38	\$	820,659.38	\$	686,590.85	\$	686,590.85
------------------	----	------------	----	------------	----	------------	----	------------
