

THE ARNOLD SF

Statement of Financial Position

As At 30 Jun 2022

	As at 30 Jun 2021	Quantity	As at 30 Jun 2022	Quantity
	Balance		Balance	
Assets				
Investments				
Cash and Cash Equivalents				
Pershing US Dollars	\$ -60.01		\$ 0.00	
Total Cash and Cash Equivalents	\$ -60.01		\$ 0.00	
Derivative Investments				
Magellan Financial Group Limited \$ Option Expiring 06-Apr-2027 Deferred			\$ 193.30	263
Total Derivative Investments	\$ 0.00		\$ 193.30	
Direct Property				
12/1271 Pittwater Rd. Narrabeen	\$ 1,370,000.00	1	\$ 1,150,000.00	1
8/1264 Pittwater Rd. Narrabeen	\$ 1,250,000.00	1	\$ 1,020,000.00	1
Park & Fly	\$ 107,229.07	1	\$ 107,229.07	1
Total Direct Property	\$ 2,727,229.07		\$ 2,277,229.07	
Managed Investments				
Cicais Millenium Intl. Ltd- Class D	\$ 415,127.26	138	\$ 501,105.44	138
Total Managed Investments	\$ 415,127.26		\$ 501,105.44	
Shares in Listed Companies				
Alliance Aviation Services Limited	\$ 53,963.00	11,860	\$ 42,340.20	11,860
Alumina Limited	\$ 29,610.00	18,000	\$ 0.00	0
Ancor PLC - Cdi 1:1 Foreign Exchange	\$ 45,390.00	3,000	\$ 54,120.00	3,000
AMP Ltd	\$ 4,003.88	3,559	\$ 0.00	0
Australia And New Zealand Banking Group Limited - Cap Note 3-Bbsw+2.70% Perp Non-Cum Red T-09-29	\$ 120,695.40	1,260	\$ 120,695.40	1,260
BHP Group Limited	\$ 109,282.50	2,250	\$ 148,500.00	3,600
Cimic Group Limited	\$ 29,670.00	1,500	\$ 0.00	0
Coles Group Limited.	\$ 54,688.00	3,200	\$ 56,992.00	3,200
Commonwealth Bank Of Australia - Capital Note 3-Bbsw+2.70% Deferred Settlement	\$ 50,850.00	500	\$ 50,850.00	500
CSL Limited	\$ 57,038.00	200	\$ 107,624.00	400
Fortescue Metals Group Ltd	\$ 32,676.00	1,400	\$ 24,542.00	1,400
Ioneer Ltd	\$ 18,900.00	54,000	\$ 45,100.00	110,000
Kelsian Group Limited	\$ 0.00		\$ 31,350.00	5,500
Macquarie Bank Limited - Cap Note 3-Bbsw+2.90% Perp Non-Cum Red T-09-28	\$ 170,012.50	1,750	\$ 170,012.50	1,750
Macquarie Group Limited	\$ 46,929.00	300	\$ 75,016.56	456
Macquarie Group Limited - Cap Note 3-Bbsw+2.90% Perp Non-Cum Red T-09-27	\$ 97,220.00	1,000	\$ 97,220.00	1,000
Macquarie Group Limited - Capital Note 3-Bbsw+2.70% Deferred Settlement	\$ 170,181.00	1,650	\$ 170,181.00	1,650
Magellan Financial Group Limited	\$ 113,106.00	2,100	\$ 0.00	0
Navarre Minerals Limited	\$ 0.00		\$ 18,920.00	440,000
Pacific Current Group Limited	\$ 29,050.00	5,000	\$ 34,600.00	5,000
Rio Tinto Limited	\$ 63,320.00	500	\$ 125,294.00	1,220
Sealink Travel Group Limited	\$ 52,140.00	5,500	\$ 0.00	0
Smartgroup Corporation Ltd	\$ 59,040.00	8,000	\$ 48,880.00	8,000
Telstra Corporation Ltd	\$ 0.00	0	\$ 103,950.00	27,000
Top Shelf International Holdings Ltd	\$ 23,936.00	13,600	\$ 14,688.00	13,600
Trajan Group Holdings Limited	\$ 0.00		\$ 40,000.00	20,000
Westpac Banking Corporation - Capital Note 3-Bbsw+2.70% Deferred Settlement	\$ 0.00	2,000	\$ 0.00	0
Westpac Banking Corporation - Capital Note 3-Bbsw+2.70% Deferred Settlement	\$ 0.00	820	\$ 0.00	0
Woodside Energy Group Ltd	\$ 0.00		\$ 20,696.00	650
Total Shares in Listed Companies	\$ 1,445,523.88		\$ 1,601,571.66	
Shares in Unlisted Companies				
Boundary Bend Limited	\$ 99,994.00	11,764	\$ 0.00	0
Relentless Resources Ltd	\$ 70,000.00	100,000	\$ 125,000.00	100,000
Total Shares in Unlisted Companies	\$ 169,994.00		\$ 125,000.00	
Stapled Securities				
Dalrymple Bay Infrastructure Limited - Fully Paid Ordinary Stapled Securities	\$ 57,880.00	27,300	\$ 53,781.00	27,300
Home Consortium - Fully Paid Ordinary Stapled Securities Def Set	\$ 4,453.60	11,940	\$ 53,849.40	11,940
Total Stapled Securities	\$ 122,283.60		\$ 107,630.40	
Units In Listed Unit Trusts				
Elanor Commercial Property Funds - Fully Paid Ordinary Stapled Securities	\$ 27,900.00	2,400	\$ 138,684.10	139,381
Homeco Daily Needs REIT - Ordinary Units	\$ 9,980.00	28,500	\$ 36,480.00	28,500

Investec Australia Property Fund - Ordinary Units Fully Paid	Deferred Settlement	\$	0.00	0			
Kkr Credit Income Fund - Ordinary Units Fully Paid	120,000	\$	218,400.00	120,000			
Mcp Master Income Trust - Ordinary Units Fully Paid	127,059	\$	248,400.34	127,059			
Partners Group Global Income Fund - Ordinary Units Fully Paid	179,000	\$	296,245.00	179,000			
Regal Investment Fund - Ordinary Units Fully Paid	100,000	\$	284,000.00	100,000			
Total Units In Listed Unit Trusts		\$	1,634,791.66	\$	1,222,209.44		
Units In Unlisted Unit Trusts							
Commonwealth Growth Fund		\$	52,030.83	8,014.92900	\$	49,837.41	8,014.92900
Commonwealth Manged Fund		\$	83,722.47	10,280.65100	\$	79,910.49	10,280.65100
ELANOR HEALTHCARE REAL ESTATE FUND		\$	7,778.00	77,778	\$	89,444.70	77,778
Grapple Finance Trust		\$	0.00		\$	50,000.00	48,942.29000
ORD Minnett Private Opportunities Fund- Unlisted		\$	0.00		\$	47,786.00	50,000
Total Units In Unlisted Unit Trusts		\$	213,531.30		\$	316,978.60	
Total Investments		\$	6,728,420.76		\$	6,151,917.91	

Other Assets**Cash At Bank**

CBA Bank Accelerator Cash Account	85,898.97	\$	165,807.76		
CBA Business Account	4,865.79	\$	3,200.02		
CBA Business Online Saver	133,573.90	\$	114,237.57		
ING Business Optimiser	10,275.57	\$	10,285.83		
Ord USD Clearing Account	0.00	\$	-181.07		
Total Cash At Bank		\$	234,614.23	\$	293,350.11

Unsettled Trades

Disposals

Shares in Listed Companies

Alumina Limited	0.00	\$	26,495.00	
Magellan Financial Group Limited	0.00	\$	27,371.00	
Northern Star Resources Ltd	0.00	\$	48,105.00	
Westpac Banking Corporation	0.00	\$	80,366.50	
Total Shares in Listed Companies	0.00	\$	182,337.50	
Total Disposals	\$	0.00	\$	182,337.50
Total Unsettled Trades	\$	0.00	\$	182,337.50

Receivables

Investment Income Receivable

Distributions

Units In Listed Unit Trusts

Elanor Commercial Property Fund - Fully Paid Units Stapled Securities Def Set		\$	3,275.45	
Homeco Daily Needs REIT - Ordinary Units Fully Paid Deferred Settlement		\$	604.20	
Kkr Credit Income Fund - Ordinary Units Fully Paid		\$	1,827.00	
Mcp Master Income Trust - Ordinary Units Fully Paid		\$	1,143.53	
Partners Group Global Income Fund - Ordinary Units Fully Paid		\$	2,973.52	
Regal Investment Fund - Ordinary Units Fully Paid		\$	29,563.20	
Total Units In Listed Unit Trusts	108,515.57	\$	39,386.90	
Units In Unlisted Unit Trusts				
ELANOR HEALTHCARE REAL ESTATE FUND		\$	1,418.37	
Grapple Finance Trust	0.00	\$	679.48	
Total Units In Unlisted Unit Trusts	435.90	\$	2,097.85	
Total Distributions	\$	108,951.47	\$	41,484.75

Dividends

Shares in Listed Companies

Kelsian Group Limited	0.00	\$	385.00	
Total Shares in Listed Companies	0.00	\$	385.00	
Total Dividends	\$	0.00	\$	385.00
Total Investment Income Receivable	\$	108,951.47	\$	41,869.75
Total Receivables	\$	108,951.47	\$	41,869.75

Current Tax Assets

Provision for Income Tax	-10,570.80	\$	-19,764.60	
Withholding Credits				
Cash At Bank				
ING Business Optimiser	4.00	\$	0.00	
Total Cash At Bank	\$	4.00	\$	0.00

Total Withholding Credits	\$	4.00	\$	0.00
Franking Credits				
Shares in Listed Companies				
Alumina Limited	\$	582.56	\$	659.44
AMP Ltd	\$	152.53	\$	0.00
Ampol Limited	\$	2,763.19	\$	0.00
Australia And New Zealand Banking Group Limited - Cap Note 3-Bbsw+2.70% Perp Non-Cum Red T-03-29	\$	0.00	\$	263.85
BHP Group Limited	\$	1,992.12	\$	12,914.84
Cimic Group Limited	\$	0.00	\$	131.14
Coles Group Limited	\$	0.00	\$	836.57
Commonwealth Bank Of Australia	\$	0.00	\$	3,546.52
Commonwealth Bank Of Australia - Capital Notes Deferred Settlement	\$	519.82	\$	519.49
CSL Limited	\$	0.00	\$	13.62
Fortescue Metals Group Ltd	\$	0.00	\$	1,782.00
Jb Hi-Fi Limited	\$	0.00	\$	2,610.00
Kelsian Group Limited	\$	0.00	\$	165.00
Macquarie Bank Limited - Cap Note 3-Bbsw+2.90% Perp Non-Cum Red T-09-28	\$	0.00	\$	590.94
Macquarie Group Limited	\$	0.00	\$	312.18
Macquarie Group Limited - Cap Note 3-Bbsw+3.00% Perp Non-Cum Red T-09-27	\$	0.00	\$	436.77
Macquarie Group Limited - Capital Notes Deferred Settlement	\$	0.00	\$	1,016.84
Magellan Financial Group Limited	\$	1,478.92	\$	1,513.36
Northern Star Resources Ltd	\$	0.00	\$	300.00
Pacific Current Group Limited	\$	0.00	\$	878.57
Rio Tinto Limited	\$	1,108.09	\$	7,439.74
Sealink Travel Group Limited	\$	165.00	\$	212.14
Smartgroup Corporation Ltd	\$	0.00	\$	2,280.00
Telstra Corporation Ltd	\$	0.00	\$	1,851.42
Westpac Banking Corporation	\$	0.00	\$	2,126.15
Westpac Banking Corporation - Capital Notes 5 Deferred Settlement	\$	1,956.85	\$	0.00
Westpac Banking Corporation - Capital Notes 5 Deferred Settlement	\$	156.65	\$	0.00
Woolworths Limited	\$	0.00	\$	2,368.29
Total Shares in Listed Companies	\$	12,300.15	\$	44,768.87
Stapled Securities				
Home Consortium - Fully Paid Ordinary Stapled Securities Def Set	\$	0.00	\$	460.54
Total Stapled Securities	\$	690.82	\$	460.54
Units In Listed Unit Trusts				
Regal Investment Fund - Ordinary Units Fully Paid	\$	0.00	\$	1,770.18
Total Units In Listed Unit Trusts	\$	1,017.17	\$	1,770.18
Total Franking Credits	\$	14,008.14	\$	46,999.59
Foreign Tax Credits				
Managed Investments				
Legg Mason Brandywine Global Oppor Global Oppor Fixed Income Trust (A Class)	\$	110.52	\$	0.00
Total Managed Investments	\$	110.52	\$	0.00
Units In Listed Unit Trusts				
Regal Investment Fund - Ordinary Units Fully Paid	\$	291.07	\$	0.00
Total Units In Listed Unit Trusts	\$	291.07	\$	0.00
Total Foreign Tax Credits	\$	401.59	\$	0.00
Excessive Foreign Tax Credit Writeoff	\$	-115.14	\$	0.00
Total Current Tax Assets	\$	3,727.79	\$	27,234.99
Total Other Assets	\$	347,293.49	\$	544,792.35
Total Assets	\$	7,075,714.25	\$	6,696,710.26
Liabilities				
Total Liabilities	\$	0.00	\$	0.00
Net Assets				
Total Net Assets	\$	7,075,714.25	\$	6,696,710.26
Member Entitlements				
Member Entitlement Accounts				
Mrs Christine Arnold				
Accumulation	\$	5,063,781.01	\$	4,822,855.17
Death Benefit Pension	\$	2,011,933.24	\$	1,873,855.09

Total Mrs Christine Arnold	\$ 7,075,714.25	\$ 6,696,710.26
Total Member Entitlement Accounts	\$ 7,075,714.25	\$ 6,696,710.26
Total Member Entitlements	\$ 7,075,714.25	\$ 6,696,710.26

THE ARNOLD SF

Operating Statement

From 1 Jul 2021 to 30 Jun 2022

	1 Jul 2020 to 30 Jun 2021	1 Jul 2021 to 30 Jun 2022
Income		
Investment Income		
Distributions		
Managed Investments		
Legg Mason Brandywine Global Opportunistic Fixed Income Trust (A Class)	\$ 9,024.27	\$ 0.00
PIMCO Capital Securities Fund - Wholesale Class	\$ 1,437.95	\$ 0.00
Total Managed Investments	\$ 10,462.22	\$ 0.00
Shares in Listed Companies		
Macquarie Bank Limited - Cap Note 3-Bbsw+2.90% Perp Non-Cum Red T-09-28	\$ 0.00	\$ 4,038.09
Macquarie Group Limited - Cap Note 3-Bbsw+3.00% Perp Non-Cum Red T-09-27	\$ 747.84	\$ 2,984.57
Macquarie Group Limited - Capital Notes Deferred Settlement	\$ 6,949.40	\$ 6,948.42
Total Shares in Listed Companies	\$ 7,697.24	\$ 13,971.08
Stapled Securities		
Dalrymple Bay Infrastructure Limited - Fully Paid Ordinary Stapled Securities	\$ 0.00	\$ 2,142.01
Total Stapled Securities	\$ 0.00	\$ 2,142.01
Units In Listed Unit Trusts		
Elanor Commercial Property Fund - Fully Paid Units Stapled Securities Def Set	\$ 2,409.81	\$ 13,101.82
Homeco Daily Needs REIT - Ordinary Units Fully Paid Deferred Settlement	\$ 1,210.88	\$ 2,359.80
Investec Australia Property Fund - Ordinary Units Fully Paid Deferred Settlement	\$ 15,109.94	\$ 4,664.46
Kkr Credit Income Fund - Ordinary Units Fully Paid	\$ 12,000.00	\$ 15,027.00
Mcp Master Income Trust - Ordinary Units Fully Paid	\$ 11,575.07	\$ 11,054.14
Partners Group Global Income Fund - Ordinary Units Fully Paid	\$ 16,092.88	\$ 16,495.43
Regal Investment Fund - Ordinary Units Fully Paid	\$ 107,421.04	\$ 41,333.38
Total Units In Listed Unit Trusts	\$ 165,819.62	\$ 104,036.03
Units In Unlisted Unit Trusts		
ELANOR HEALTHCARE REAL ESTATE FUND	\$ 5,917.48	\$ 5,696.35
Grapple Finance Trust	\$ 0.00	\$ 679.48
Total Units In Unlisted Unit Trusts	\$ 5,917.48	\$ 6,375.83
Total Distributions	\$ 189,896.56	\$ 126,524.95
Dividends		
Shares in Listed Companies		
Alumina Limited	\$ 1,941.88	\$ 2,198.13
AMP Ltd	\$ 508.43	\$ 0.00
Ampol Limited	\$ 9,210.64	\$ 0.00
Australia And New Zealand Banking Group Limited - Cap Note 3-Bbsw+2.70% Perp Non-Cum Red T-03-20	\$ 3,320.00	\$ 879.49
BHP Group Limited	\$ 6,640.41	\$ 43,049.46
Cimic Group Limited	\$ 0.00	\$ 1,661.14
Coles Group Limited.	\$ 0.00	\$ 2,788.57
Commonwealth Bank Of Australia.	\$ 0.00	\$ 11,821.72
Commonwealth Bank Of Australia. - Capital Notes Deferred Settlement	\$ 1,731.07	\$ 1,731.64
CSL Limited	\$ 710.68	\$ 900.71
Fortescue Metals Group Ltd	\$ 0.00	\$ 5,940.00
Jb Hi-Fi Limited	\$ 0.00	\$ 8,700.00
Kelsian Group Limited	\$ 0.00	\$ 550.00
Macquarie Group Limited	\$ 0.00	\$ 2,133.18
Magellan Financial Group Limited	\$ 6,080.02	\$ 6,221.56
Northern Star Resources Ltd	\$ 0.00	\$ 1,000.00
Pacific Current Group Limited	\$ 0.00	\$ 2,928.57
Rio Tinto Limited	\$ 3,693.64	\$ 24,799.12
Sealink Travel Group Limited	\$ 550.00	\$ 707.14
Smartgroup Corporation Ltd	\$ 0.00	\$ 7,600.00
Telstra Corporation Ltd	\$ 0.00	\$ 6,171.42
Westpac Banking Corporation	\$ 0.00	\$ 7,087.15
Westpac Banking Corporation - Capital Notes 5 Deferred Settlement	\$ 6,518.28	\$ 0.00
Westpac Banking Corporation - Capital Notes Deferred Settlement	\$ 1,521.69	\$ 0.00
Woolworths Limited	\$ 0.00	\$ 7,894.29
Total Shares in Listed Companies	\$ 39,106.74	\$ 146,763.29
Stapled Securities		
Home Consortium - Fully Paid Ordinary Stapled Securities Def Set	\$ 2,302.72	\$ 1,893.34

Total Stapled Securities	\$	2,302.72	\$	1,893.34
Total Dividends	\$	41,409.46	\$	148,656.63
Foreign Income				
Foreign Dividend				
Shares in Listed Companies				
Amcor PLC - Cdi 1:1 Foreign Exempt Nyse	\$	909.90	\$	1,964.10
Total Shares in Listed Companies	\$	909.90	\$	1,964.10
Total Foreign Dividend	\$	909.90	\$	1,964.10
Total Foreign Income	\$	909.90	\$	1,964.10
Interest				
Cash and Cash Equivalents				
ING Bank -TD #6086	\$	85.44	\$	0.00
Total Cash and Cash Equivalents	\$	85.44	\$	0.00
Cash At Bank				
CBA Bank Accelerator Cash Account	\$	210.67	\$	123.41
CBA Business Online Saver	\$	73.66	\$	13.67
ING Business Optimiser	\$	64.32	\$	10.26
Total Cash At Bank	\$	348.65	\$	147.34
Total Interest	\$	434.09	\$	147.34
Rent				
Direct Property				
12/1271 Pittwater Rd. Narrabeen	\$	34,414.32	\$	25,330.02
8/1264 Pittwater Rd. Narrabeen	\$	33,800.00	\$	35,758.10
Total Direct Property	\$	68,214.32	\$	61,088.12
Total Rent	\$	68,214.32	\$	61,088.12
Total Investment Income	\$	300,864.33	\$	338,381.14
Other Income				
Fee Refund	\$	65.46	\$	0.00
Sundry	\$	44.00	\$	3.13
Total Other Income	\$	109.46	\$	3.13
Total Income	\$	300,973.79	\$	338,384.27

Expenses**Member Payments**

Pensions Paid				
Mrs Christine Arnold				
Death Benefit Pension	\$	41,000.00	\$	51,000.00
Total Mrs Christine Arnold	\$	41,000.00	\$	51,000.00
Total Pensions Paid	\$	41,000.00	\$	51,000.00
Total Member Payments	\$	41,000.00	\$	51,000.00

Other Expenses

Accountancy Fee	\$	5,653.00	\$	5,725.50
Actuarial Fee	\$	198.00	\$	198.00
Auditor Fee	\$	1,815.00	\$	1,842.50
Bank Fees				
Cash and Cash Equivalents				
Pershing US Dollars	\$	302.73	\$	283.52
Total Cash and Cash Equivalents	\$	302.73	\$	283.52
Cash At Bank				
CBA Business Account	\$	120.00	\$	80.00
Total Cash At Bank	\$	120.00	\$	80.00
Total Bank Fees	\$	422.73	\$	363.52

Depreciation

Capital Allowances
Direct Property

8/1264 Pittwater Rd. Narrabeen	\$	10,658.38	\$	9,137.82
Unit 246, Beesley St. West End	\$	6,409.99	\$	6,303.82
Unit 31, Buchanan St. West End	\$	9.50	\$	9.50
Total Direct Property	\$	17,077.87	\$	15,451.14
Total Capital Allowances	\$	17,077.87	\$	15,451.14
Total Depreciation	\$	17,077.87	\$	15,451.14
Investment Management Fee	\$	33,505.85	\$	37,371.72
Property Expenses				
Advertising				
Direct Property				
8/1264 Pittwater Rd. Narrabeen	\$	0.00	\$	510.00
Total Direct Property	\$	0.00	\$	510.00
Total Advertising	\$	0.00	\$	510.00
Agents Management Fee				
Direct Property				
12/1271 Pittwater Rd. Narrabeen	\$	2,138.76	\$	1,365.71
8/1264 Pittwater Rd. Narrabeen	\$	1,879.00	\$	2,783.05
Total Direct Property	\$	4,017.76	\$	4,148.76
Total Agents Management Fee	\$	4,017.76	\$	4,148.76
Cleaning				
Direct Property				
12/1271 Pittwater Rd. Narrabeen	\$	271.00	\$	0.00
8/1264 Pittwater Rd. Narrabeen	\$	0.00	\$	121.00
Total Direct Property	\$	271.00	\$	121.00
Total Cleaning	\$	271.00	\$	121.00
Council Rates				
Direct Property				
12/1271 Pittwater Rd. Narrabeen	\$	1,435.48	\$	1,465.80
8/1264 Pittwater Rd. Narrabeen	\$	1,435.48	\$	1,466.21
Park & Fly	\$	558.62	\$	631.26
Total Direct Property	\$	3,429.58	\$	3,563.27
Total Council Rates	\$	3,429.58	\$	3,563.27
Insurance Premium				
Direct Property				
12/1271 Pittwater Rd. Narrabeen	\$	498.50	\$	499.00
8/1264 Pittwater Rd. Narrabeen	\$	498.50	\$	499.15
Total Direct Property	\$	997.00	\$	998.15
Total Insurance Premium	\$	997.00	\$	998.15
Legal Fees				
Direct Property				
12/1271 Pittwater Rd. Narrabeen	\$	4,458.40	\$	0.00
8/1264 Pittwater Rd. Narrabeen	\$	220.00	\$	0.00
Total Direct Property	\$	4,678.40	\$	0.00
Total Legal Fees	\$	4,678.40	\$	0.00
Pest Control				
Direct Property				
8/1264 Pittwater Rd. Narrabeen	\$	0.00	\$	195.00
Total Direct Property	\$	0.00	\$	195.00
Total Pest Control	\$	0.00	\$	195.00
Repairs Maintenance				
Direct Property				
12/1271 Pittwater Rd. Narrabeen	\$	198.00	\$	2,476.50
8/1264 Pittwater Rd. Narrabeen	\$	3,786.63	\$	1,511.00
Total Direct Property	\$	3,984.63	\$	3,987.50
Total Repairs Maintenance	\$	3,984.63	\$	3,987.50
Stationery Phone and Postage				
Direct Property				

12/1271 Pittwater Rd. Narrabeen	\$	60.00	\$	50.00
Total Direct Property	\$	60.00	\$	50.00
Total Stationery Phone and Postage	\$	60.00	\$	50.00
Strata Levy Fee				
Direct Property				
12/1271 Pittwater Rd. Narrabeen	\$	365.00	\$	7,162.41
8/1264 Pittwater Rd. Narrabeen	\$	3,828.55	\$	3,851.40
Park & Fly	\$	828.84	\$	665.11
Total Direct Property	\$	5,022.39	\$	11,678.92
Total Strata Levy Fee	\$	5,022.39	\$	11,678.92
Water Rates				
Direct Property				
12/1271 Pittwater Rd. Narrabeen	\$	584.44	\$	599.04
8/1264 Pittwater Rd. Narrabeen	\$	584.44	\$	599.04
Total Direct Property	\$	1,168.88	\$	1,198.08
Total Water Rates	\$	1,168.88	\$	1,198.08
Total Property Expenses	\$	23,629.64	\$	26,450.68
Regulatory Fees	\$	273.00	\$	276.00
SMSF Supervisory Levy	\$	259.00	\$	259.00
Total Other Expenses	\$	82,834.09	\$	87,938.06

Investment Losses

Market Losses

Cash and Cash Equivalents

Pershing US Dollars	\$	2,154.88	\$	8,212.96
---------------------	----	----------	----	----------

Total Cash and Cash Equivalents	\$	2,154.88	\$	8,212.96
--	-----------	-----------------	-----------	-----------------

Derivative Investments

Magellan Financial Group Limited - Option Expiring 16-Apr-2027 Deferred	\$	0.00	\$	-193.30
---	----	------	----	---------

Options Trading	\$	-2,681.51	\$	-9,036.70
-----------------	----	-----------	----	-----------

Total Derivative Investments	\$	-2,681.51	\$	-9,230.00
-------------------------------------	-----------	------------------	-----------	------------------

Direct Property

12/1271 Pittwater Rd. Narrabeen	\$	-350,000.00	\$	220,000.00
---------------------------------	----	-------------	----	------------

8/1264 Pittwater Rd. Narrabeen	\$	-390,658.38	\$	220,862.18
--------------------------------	----	-------------	----	------------

Unit 246, Beesley St. West End	\$	-6,409.99	\$	-6,303.82
--------------------------------	----	-----------	----	-----------

Unit 31, Buchanan St. West End	\$	-9.50	\$	-9.50
--------------------------------	----	-------	----	-------

Total Direct Property	\$	-747,077.87	\$	434,548.86
------------------------------	-----------	--------------------	-----------	-------------------

Foreign Cash At Bank

Foreign Exchange Gain OR Loss	\$	0.00	\$	101.32
-------------------------------	----	------	----	--------

Total Foreign Cash At Bank	\$	0.00	\$	101.32
-----------------------------------	-----------	-------------	-----------	---------------

Managed Investments

Cicais Millenium Intl. Ltd- Class D	\$	40,847.89	\$	-311,601.69
-------------------------------------	----	-----------	----	-------------

Legg Mason Brandywine Global Opportunistic Fixed Income Trust (A Class)	\$	-4,888.00	\$	0.00
---	----	-----------	----	------

PIMCO Capital Securities Fund - Wholesale Class	\$	-19,142.20	\$	0.00
---	----	------------	----	------

Total Managed Investments	\$	16,817.69	\$	-311,601.69
----------------------------------	-----------	------------------	-----------	--------------------

Shares in Listed Companies

Alliance Aviation Services Limited	\$	-18,027.20	\$	11,622.80
------------------------------------	----	------------	----	-----------

Alumina Limited	\$	-360.00	\$	3,115.00
-----------------	----	---------	----	----------

Amcor PLC - Cdi 1:1 Foreign Exempt Nyse	\$	-575.00	\$	-8,730.00
---	----	---------	----	-----------

AMP Ltd	\$	2,598.06	\$	802.39
---------	----	----------	----	--------

Ampol Limited	\$	7,406.10	\$	0.00
---------------	----	----------	----	------

Australia And New Zealand Banking Group Limited - Cap Note 3-Bbsw+2.70% Perp Non-Cum Red T-03200	\$	3,320.00	\$	5,304.60
--	----	----------	----	----------

BHP Group Limited	\$	-26,232.50	\$	29,574.10
-------------------	----	------------	----	-----------

Cimic Group Limited	\$	6,510.00	\$	-3,275.00
---------------------	----	----------	----	-----------

Cobram Estate Olives Limited	\$	0.00	\$	-39,316.08
------------------------------	----	------	----	------------

Coles Group Limited.	\$	-4,915.59	\$	-2,304.00
----------------------	----	-----------	----	-----------

Commonwealth Bank Of Australia.	\$	0.00	\$	10,420.59
---------------------------------	----	------	----	-----------

Commonwealth Bank Of Australia. - Capital Notes Deferred Settlement	\$	-2,240.00	\$	1,150.00
---	----	-----------	----	----------

CSL Limited	\$	-228.00	\$	4,014.00
-------------	----	---------	----	----------

Fortescue Metals Group Ltd	\$	-1,485.00	\$	8,134.00
----------------------------	----	-----------	----	----------

Ioneer Ltd	\$	1,620.00	\$	-245.00
------------	----	----------	----	---------

Jb Hi-Fi Limited	\$	0.00	\$	7,029.80
------------------	----	------	----	----------

Kelsian Group Limited	\$	0.00	\$	3,629.99
-----------------------	----	------	----	----------

Macquarie Bank Limited - Cap Note 3-Bbsw+2.90% Perp Non-Cum Red T-09-28	\$ 0.00	\$ 4,987.50
Macquarie Group Limited	\$ -6,374.27	\$ 1,752.12
Macquarie Group Limited - Cap Note 3-Bbsw+3.00% Perp Non-Cum Red T-09-27	\$ -400.00	\$ 3,180.00
Macquarie Group Limited - Capital Notes Deferred Settlement	\$ -8,451.30	\$ 7,540.50
Magellan Financial Group Limited	\$ 8,715.00	\$ 85,735.00
Navarre Minerals Limited	\$ 0.00	\$ 10,120.00
Northern Star Resources Ltd	\$ 0.00	\$ 13,900.00
Pacific Current Group Limited	\$ -3,295.06	\$ -5,550.00
Rio Tinto Limited	\$ -7,930.00	\$ 28,801.00
Sealink Travel Group Limited	\$ -17,160.01	\$ 17,160.01
Smartgroup Corporation Ltd	\$ -8,985.00	\$ 10,160.00
Telstra Corporation Ltd	\$ 0.00	\$ -2,915.00
Top Shelf International Holdings Ltd	\$ 6,120.00	\$ 9,248.00
Westpac Banking Corporation	\$ 0.00	\$ 20,958.50
Westpac Banking Corporation - Capital Notes 5 Deferred Settlement	\$ -9,860.00	\$ 715.00
Westpac Banking Corporation - Capital Notes Deferred Settlement	\$ -804.66	\$ 809.40
Woodside Energy Group Ltd	\$ 0.00	\$ -1,352.00
Woolworths Limited	\$ 0.00	\$ 6,693.40
Total Shares in Listed Companies	\$ -84,354.43	\$ 242,870.62
Shares in Unlisted Companies		
Relentless Resources Ltd	\$ -15,000.00	\$ -55,000.00
Total Shares in Unlisted Companies	\$ -15,000.00	\$ -55,000.00
Stapled Securities		
Dalrymple Bay Infrastructure Limited - Fully Paid Ordinary Stapled Securities	\$ 11,602.50	\$ 758.58
Home Consortium - Fully Paid Ordinary Stapled Securities Def Set	\$ -37,325.63	\$ 11,104.20
Total Stapled Securities	\$ -25,723.13	\$ 11,862.78
Units In Listed Unit Trusts		
Elanor Commercial Property Fund - Fully Paid Units Stapled Securities Def Set	\$ -3,420.00	\$ 16,135.00
Homeco Daily Needs REIT - Ordinary Units Fully Paid Deferred Settlement	\$ -1,743.07	\$ 3,420.00
Investec Australia Property Fund - Ordinary Units Fully Paid Deferred Settlement	\$ -39,807.59	\$ -48,900.21
Kkr Credit Income Fund - Ordinary Units Fully Paid	\$ -55,800.00	\$ 55,200.00
Mcp Master Income Trust - Ordinary Units Fully Paid	\$ -29,858.86	\$ 10,800.02
Partners Group Global Income Fund - Ordinary Units Fully Paid	\$ -51,910.00	\$ 31,325.00
Regal Investment Fund - Ordinary Units Fully Paid	\$ -206,000.00	\$ 172,388.24
Total Units In Listed Unit Trusts	\$ -388,539.52	\$ 240,368.05
Units In Unlisted Unit Trusts		
Commonwealth Growth Fund	\$ -7,562.71	\$ 2,193.42
Commonwealth Manged Fund	\$ -10,065.11	\$ 3,811.98
ELANOR HEALTHCARE REAL ESTATE FUND	\$ 0.00	\$ -11,666.70
ORD Minnett Private Opportunities Fund- Unlisted	\$ 0.00	\$ 2,214.00
Total Units In Unlisted Unit Trusts	\$ -17,627.82	\$ -3,447.30
Total Market Losses	\$ -1,262,031.71	\$ 558,685.60
Total Investment Losses	\$ -1,262,031.71	\$ 558,685.60
Total Expenses	\$ -1,138,197.62	\$ 697,623.66
Income Tax		
Income Tax Expense		
Income Tax Expense	\$ 10,570.80	\$ 19,764.60
Excessive Foreign Tax Credit Writeoff Expense	\$ 115.14	\$ 0.00
Total Income Tax Expense	\$ 10,685.94	\$ 19,764.60
Total Income Tax	\$ 10,685.94	\$ 19,764.60
Net Profit (Loss) Total	\$ 1,428,485.47	\$ -379,003.99

Level 2/11 York Street
Sydney NSW 2000

GPO Box 5311
Sydney NSW 2001

limeactuarial.com.au
certificates@limeactuarial.com.au
1300 546 300
02 8096 5901

3 February 2023

Certificate No. 301517.1

The Trustees
THE ARNOLD SUPERANNUATION FUND

Dear Trustees,

SECTION 295-390 ACTUARIAL CERTIFICATE

This Actuarial Certificate is prepared for THE ARNOLD SUPERANNUATION FUND for the financial year ending 30 June 2022. It complies with The Institute of Actuaries of Australia Professional Standard 406.

Information I have relied upon

This Actuarial Certificate relies upon information provided to us by Ocean View Solutions Pty Ltd on behalf of the Trustees of THE ARNOLD SUPERANNUATION FUND. The key information I have relied upon is shown in Appendix 1.

You have stated that:

- Any assets segregated by election (using separate asset pools) have been removed from the data entered.
- The Fund has met the Minimum Pension Standards. That is, the required minimum amount has been withdrawn from the pension during the financial year.
- The types of pensions in the Fund include Allocated Pensions, Market-linked pensions, Term allocated pensions and Account based pensions. They do not include Defined Benefits pensions.
- The pensions valued meet the requirements to be considered Retirement Superannuation Income Streams under the Income Tax Assessment Act 1997.

My calculations have been based on draft financial statements. If any information provided, as shown in Appendix 1, changes materially then you should revise that information and obtain an updated Actuarial Certificate. If you don't have login details then you can contact Lime Actuarial to obtain your login details. There is no charge for updating your Actuarial Certificate.

Exempt proportion

The fund had unsegregated assets during these periods:

- 1 July 2021 to 30 June 2022

For the remainder of the year (if applicable), all assets were segregated. During the period where there were unsegregated assets, the exempt proportion of assessable income is calculated as follows:

	Start of year	End of year	Average
Unsegregated Retirement Income Stream Liabilities	\$2,011,933	\$1,873,855*	\$1,993,530
Unsegregated Superannuation liabilities	\$7,075,714	\$6,696,826*	\$7,056,652
Exempt Proportion			28.25%

*Estimate

The estimated net assets at 30 June 2022 were \$6,696,826.

The average liabilities are calculated with regard to all transactions taking place during the period in which there were unsegregated assets.

I certify that **28.25%** of investment income earned by the fund during the year ended 30 June 2022 and relating to unsegregated assets, is exempt from tax. The specific exempt percentages for each member are:

	Tax exempt %	Taxable %
Terence James Arnold	0.00%	0.00%
Christine Arnold	28.25%	71.75%
Reserves	0.00%	0.00%
Total	28.25%	71.75%

Adequacy

By definition, the value of assets and liabilities of account based income streams must be equal. Therefore I am satisfied that the value of assets at 30 June 2022 is sufficient to meet the fund's liabilities as they fall due.

Yours sincerely,



Greg Einfeld MEd, MBA
Fellow of the Institute of Actuaries of Australia

APPENDIX 1: INFORMATION YOU HAVE PROVIDED

Fund details

Fund name	THE ARNOLD SUPERANNUATION FUND
Fund ABN	17178929684
Trustee Type	Corporate
Trustee name	Monsax Pty Ltd
Financial Year	2021-2022
Fund established during the financial year?	No
Fund wound up during the financial year?	No
Are there any assets segregated by election?	No

Member details

Member name	Date of birth	Joined during this year?	Exited the fund?	Exit the fund as a result of death?
Terence James Arnold	30/09/1943	No	No	Yes, on 18/08/2018
Christine Arnold	14/02/1949	No	No	No

Opening Balances

Name	Non Retirement Balance	Retirement Balance	Fund Reserves
Terence James Arnold	\$0.00	\$0.00	N/A
Christine Arnold	\$5,063,781.01	\$2,011,933.24	N/A
Reserve	N/A	N/A	\$0.00

Eligibility for Segregation

Name	Yes / No
The fund is eligible for segregation	No

Member Cash (External) Transactions

Transaction Type	Date	Amount	Member
Retirement Withdrawal	21/02/2022	\$51,000.00	Christine Arnold

Non Cash (Internal) Transactions

Transaction Type	Date	Member	Amount
No non cash (Internal) transactions found.			

Closing Balances

Date	Amount
30/6/2022	\$6,696,826.21*

*Estimate

APPENDIX 2:**Description of Member Cash Transaction Types**

Transaction Type	Includes
Concessional Contribution	One off and regular Concessional contributions
Non-Concessional Contribution	Non-Concessional Contributions
Transfer In	Transfers from outside the fund into accumulation accounts including Rollovers In and Insurance claims received.
Non Retirement Withdrawal	One off and regular amounts paid out of the fund from TTR accounts where the member has not met a condition of release and from accumulation accounts. Includes lump sum benefits, death benefits, rollovers out, insurance premiums, and pension drawdowns from TTR accounts where the member has not met a condition of release.
Retirement Withdrawal	One off and regular amounts paid out of the fund from TTR accounts where the member has met a condition of release and from Account Based Pension accounts. Includes pension drawdowns, lump sum benefits, death benefits, rollovers out, insurance premiums.

Description of Non-Cash Transaction Types

Transaction Type	Includes
Account Based Pension Commencements	Account Based Pensions commenced during the financial year. Do not include pensions commenced in previous years, these are shown as opening balances. Do not include TTR Pensions. An Account Based Pension commencement involves transferring member balances from Accumulation to Account Based Pension.
Retirement Pension Commutation	Retirement Pensions ceased either in part or in entirety, where balances are transferred from Retirement (TTR pension where a condition of release has been met, and Account Based Pension) to Accumulation.
Retirement Pension Reversion	Transfers of a retirement pension balance from a deceased member to a surviving spouse.
Conversions from TTR to Retirement Pension	Conversion of a TTR to a Retirement Pension when a member meets a condition of release.
Contribution Split	Contributions which are split from one spouse to another. The amount split will be up to 85% of the original concessional contribution. Note that the original concessional contribution will also be shown on this form if it took place in the same year.
Transfers from Reserves to Non Retirement	Transfer from reserve account to a member Accumulation account or TTR pension.
Transfers from Reserves to Retirement	Transfer from reserve account to a member TTR pension where a condition of release has been met or Account Based Pension.

APPENDIX 3: ASSUMPTIONS

I have assumed that all transactions occur before investment income is earned each day

No assumptions are required to calculate the rate of increase in pension liability and earning rate as by definition, the value of assets and liabilities of account based income streams must be equal.

IntelliVal Automated Valuation Estimate

Prepared on 19 January 2023



12/1271-1273 Pittwater Road Narrabeen NSW 2101

Estimated Value:

\$1,150,000

Estimated Value Confidence:



Low

High

Estimated Price Range:

\$962,000 - \$1,329,000

Property Attributes:



2



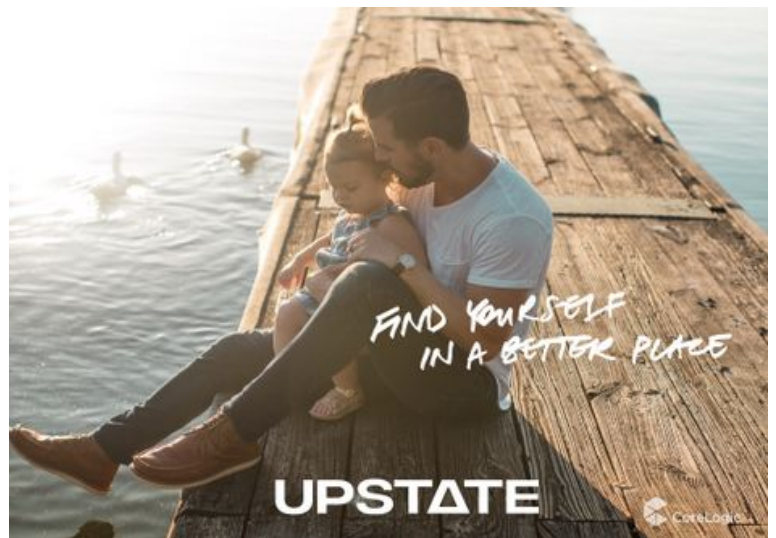
1



1



80m²



Year Built

2012



Land Area

-



Property Type

Unit



Land Use

-



Development Zoning

Residential

Sales History

Sale Date	Sale Price	Sale Type
24 Oct 2010	\$650,000	Unknown

Estimated Value as at 16 January 2023. An automated valuation model estimate (Estimated Value) is a statistically derived estimate of the value of the subject property. An Estimated Value must not be relied upon as a professional valuation or an accurate representation of the market value of the subject property as determined by the valuer.


For further information about confidence levels, please refer to the end of this document.

12/1271-1273 Pittwater Road Narrabeen NSW 2101



Prepared on 19 January 2023

Location Highlights



CoreLogic IntelliVal Automated Valuation Estimate

12/1271-1273 Pittwater Road Narrabeen NSW 2101



Prepared on 19 January 2023

Recently Sold Properties



2



1



1



111m²

6/3 Wetherill Street Narrabeen
NSW 2101

Sold Price: \$1,070,000

Sold Date: 05 September 2022

Distance from Subject: 0.2km

Features: Medium Density Residential, Carpet Floor, RESIDENTIAL



2



1



1



136m²

11/27 Clarke Street Narrabeen
NSW 2101

Sold Price: \$1,305,000

Sold Date: 21 July 2022

Distance from Subject: 0.3km

Features: Low Density Residential, Internal Laundry, Timber Floor, Internal Laundry, Water views, Close to beach, Close to shops, Close to



2



1



1



2,665m²

8/29-33 Mactier Street
Narrabeen NSW 2101

Sold Price: \$1,150,000

Sold Date: 12 August 2022

Distance from Subject: 0.3km

Features: Low Density Residential, 1 Dining Rooms, 1 Lounge Rooms, 1 Lounge/Dining Rooms Combined, RESIDENTIAL

CoreLogic IntelliVal Automated Valuation Estimate

12/1271-1273 Pittwater Road Narrabeen NSW 2101



Prepared on 19 January 2023



 2
  1
  1
  2,803m²

17/27-31 Goodwin Street
Narrabeen NSW 2101

Sold Price: \$1,050,000

Sold Date: 14 October 2022

Distance from Subject: 0.3km

Features: Medium Density Residential, 1 Lounge/Dining Rooms Combined, RESIDENTIAL



 2
  1
  2
  153m²

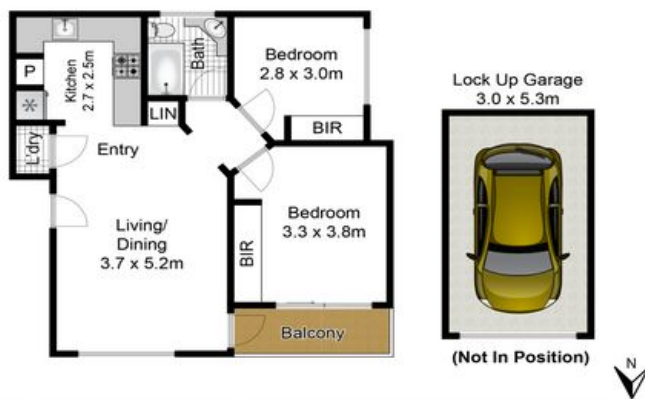
69/1337-1347 Pittwater Road
Narrabeen NSW 2101

Sold Price: **\$1,190,000**

Sold Date: 30 November 2022

Distance from Subject: 0.6km

Features: Medium Density Residential



 2
  1
  1
  72m²

18/1204 Pittwater Road
Narrabeen NSW 2101

Sold Price: \$990,000

Sold Date: 11 July 2022

Distance from Subject: 0.1km

Features: Low Density Residential, Stainless Steel Appliances, Internal Laundry, Floorboards, Area Views, Beach Front, Built-In Wardrobes,

***Agent Advised**

CoreLogic IntelliVal Automated Valuation Estimate

Prepared on 19 January 2023

Narrabeen Insights: A Snapshot



Houses

Median Price
\$2,656,956

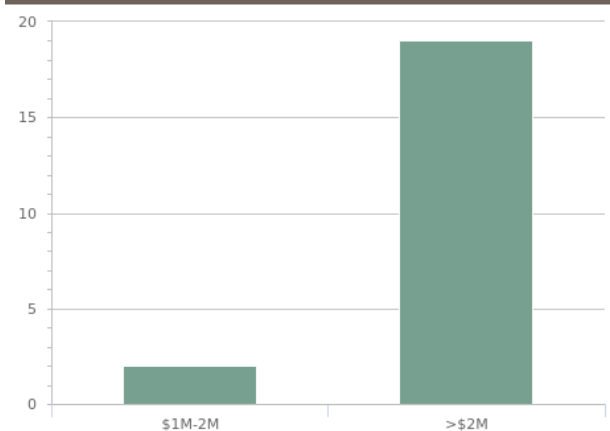
	Past Sales	Capital Growth
2022	21	↓ 24.29%
2021	36	↑ 47.12%
2020	16	↑ 14.09%
2019	23	↑ 12.83%
2018	19	↓ 8.33%

Units

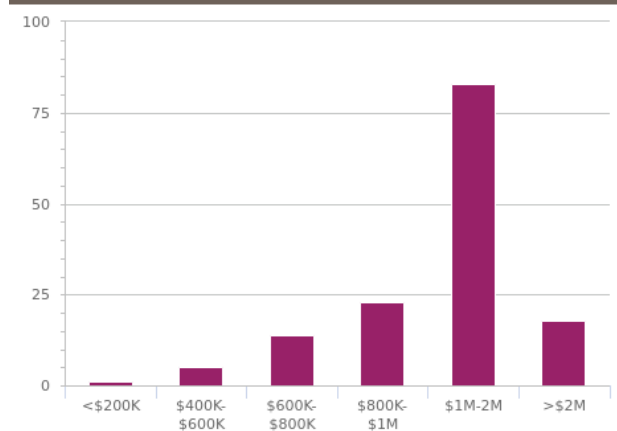
Median Price
\$1,064,345

	Past Sales	Capital Growth
2022	145	↓ 19.60%
2021	200	↑ 37.49%
2020	181	↑ 9.85%
2019	139	↑ 5.15%
2018	139	↓ 7.45%

House Sales by Price (Past 12 Months)



Unit Sales by Price (Past 12 Months)



CoreLogic IntelliVal Automated Valuation Estimate

Prepared on 19 January 2023

Disclaimers

This publication reproduces materials and content owned or licenced by RP Data Pty Ltd trading as CoreLogic Asia Pacific (CoreLogic) and may include data, statistics, estimates, indices, photographs, maps, tools, calculators (including their outputs), commentary, reports and other information (CoreLogic Data).

The CoreLogic Data provided in this publication is of a general nature and should not be construed as specific advice or relied upon in lieu of appropriate professional advice.

While CoreLogic uses commercially reasonable efforts to ensure the CoreLogic Data is current, CoreLogic does not warrant the accuracy, currency or completeness of the CoreLogic Data and to the full extent permitted by law excludes all loss or damage howsoever arising (including through negligence) in connection with the CoreLogic Data.

Contains property sales information provided under licence from the Land and Property Information ("LPI"). RP Data Pty Ltd trading as CoreLogic is authorised as a Property Sales Information provider by the LPI.

An Estimated Value is generated (i) by a computer driven mathematical model in reliance on available data; (ii) without the physical inspection of the subject property; (iii) without taking into account any market conditions (including building, planning, or economic), and/or (iv) without identifying observable features or risks (including adverse environmental issues, state of repair, improvements, renovations, aesthetics, views or aspect) which may, together or separately, affect the value.

An Estimated Value is current only at the date of publication or supply. CoreLogic expressly excludes any warranties and representations that an Estimated Value is an accurate representation as to the market value of the subject property.

To the full extent permitted by law, CoreLogic excludes all liability for any loss or damage howsoever arising or suffered by the recipient, whether as a result of the recipient's reliance on the accuracy of an Estimated Value or otherwise arising in connection with an Estimated Value.

How to read Estimated Value

The Confidence is based on a statistical calculation as to the probability of the Estimated Value being accurate compared to market value. The available confidence values returned are High, Medium-High, Medium, Medium-Low, and Low. An Estimated Value with a 'High' confidence is considered more reliable than an Estimated Value with a 'Medium-High', 'Medium', 'Medium-Low' or 'Low' confidence. The Confidence is a reflection of the amount of data we have on the property and similar properties in the surrounding areas. Generally, the more data we have for the local real estate market and subject property, the higher the Confidence level will be. Confidence should be considered alongside the Estimated Value.

Confidence is displayed as a coloured coded range with red representing low confidence, through to amber which represents medium confidence to green for higher confidence.



For more information on estimated values: <https://www.corelogic.com.au/estimated-value-faqs>

If you have any questions or concerns about the information in this report, please contact our customer care team.

Within Australia: **1300 734 318**
Email Us: **customer@corelogic.com.au**

IntelliVal Automated Valuation Estimate

Prepared on 19 January 2023



8/1264 Pittwater Road Narrabeen NSW 2101

Estimated Value:

\$1,020,000

Estimated Value Confidence:



Low

High

Estimated Price Range:

\$863,000 - \$1,168,000

Property Attributes:



2



1



1



84m²



Year Built

2011



Land Area

-



Property Type

Unit



Land Use

-



Development Zoning

Residential

Sales History

Sale Date	Sale Price	Sale Type
05 Oct 2010	\$650,000	Unknown

Estimated Value as at 16 January 2023. An automated valuation model estimate (Estimated Value) is a statistically derived estimate of the value of the subject property. An Estimated Value must not be relied upon as a professional valuation or an accurate representation of the market value of the subject property as determined by the valuer.

For further information about confidence levels, please refer to the end of this document.

CoreLogic IntelliVal Automated Valuation Estimate

8/1264 Pittwater Road Narrabeen NSW 2101



Prepared on 19 January 2023

Location Highlights



CoreLogic IntelliVal Automated Valuation Estimate

8/1264 Pittwater Road Narrabeen NSW 2101



Prepared on 19 January 2023

Recently Sold Properties



2



1



1



2,803m²

17/27-31 Goodwin Street
Narrabeen NSW 2101

Sold Price: \$1,050,000

Sold Date: 14 October 2022

Distance from Subject: 0.4km

Features: Medium Density Residential, 1
Lounge/Dining Rooms Combined, RESIDENTIAL



2



1



1



4,442m²

30/24 Goodwin Street
Narrabeen NSW 2101

Sold Price: \$925,000

Sold Date: 26 August 2022

Distance from Subject: 0.5km

Features: Medium Density Residential, 1 Floor
Level Of Unit, RESIDENTIAL



2



1



1



2,665m²

8/29-33 Mactier Street
Narrabeen NSW 2101

Sold Price: \$1,150,000

Sold Date: 12 August 2022

Distance from Subject: 0.5km

Features: Low Density Residential, 1 Dining
Rooms, 1 Lounge Rooms, 1 Lounge/Dining
Rooms Combined, RESIDENTIAL

CoreLogic IntelliVal Automated Valuation Estimate

8/1264 Pittwater Road Narrabeen NSW 2101



Prepared on 19 January 2023



Ashley Van Deyk | 0478 009 390
Ash Lowe | 0405 889 890

2 1 1 87m²

3/7 Wetherill Street Narrabeen
NSW 2101

Sold Price: **\$900,000**

Sold Date: 23 December 2022

Distance from Subject: 0.8km

Features: Medium Density Residential,
Courtyard, Home Unit



2 1 1 111m²

6/3 Wetherill Street Narrabeen
NSW 2101

Sold Price: \$1,070,000

Sold Date: 05 September 2022

Distance from Subject: 0.8km

Features: Medium Density Residential, Carpet
Floor, RESIDENTIAL



2 1 1 83m²

10/1351 Pittwater Road
Narrabeen NSW 2101

Sold Price: \$950,000

Sold Date: 06 June 2022

Distance from Subject: 0.1km

Features: Low Density Residential,
RESIDENTIAL

***Agent Advised**

CoreLogic IntelliVal Automated Valuation Estimate

Prepared on 19 January 2023

Narrabeen Insights: A Snapshot



Houses

Median Price

\$2,656,956

	Past Sales	Capital Growth
2022	21	↓ 24.29%
2021	36	↑ 47.12%
2020	16	↑ 14.09%
2019	23	↑ 12.83%
2018	19	↓ 8.33%

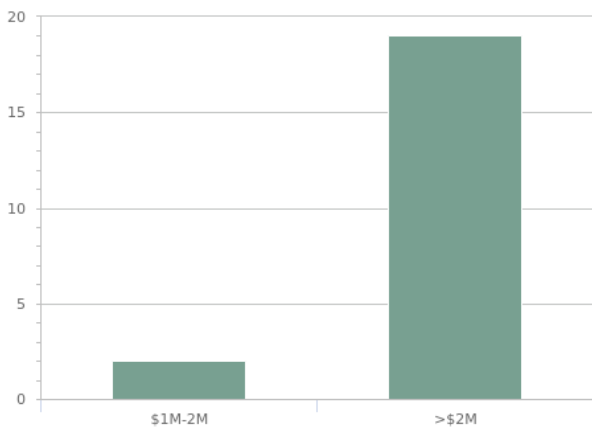
Units

Median Price

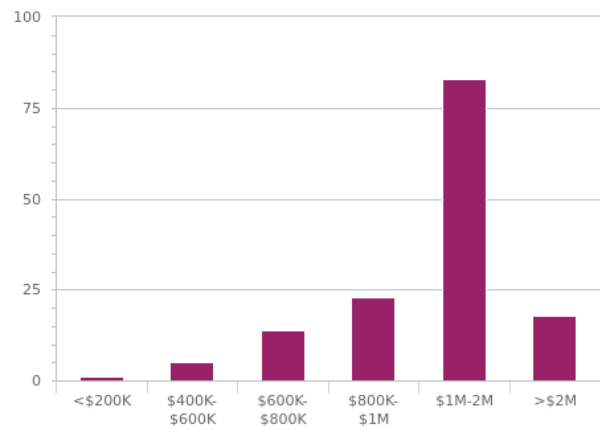
\$1,064,345

	Past Sales	Capital Growth
2022	145	↓ 19.60%
2021	200	↑ 37.49%
2020	181	↑ 9.85%
2019	139	↑ 5.15%
2018	139	↓ 7.45%

House Sales by Price (Past 12 Months)



Unit Sales by Price (Past 12 Months)



CoreLogic IntelliVal Automated Valuation Estimate

Prepared on 19 January 2023

Disclaimers

This publication reproduces materials and content owned or licenced by RP Data Pty Ltd trading as CoreLogic Asia Pacific (CoreLogic) and may include data, statistics, estimates, indices, photographs, maps, tools, calculators (including their outputs), commentary, reports and other information (CoreLogic Data).

The CoreLogic Data provided in this publication is of a general nature and should not be construed as specific advice or relied upon in lieu of appropriate professional advice.

While CoreLogic uses commercially reasonable efforts to ensure the CoreLogic Data is current, CoreLogic does not warrant the accuracy, currency or completeness of the CoreLogic Data and to the full extent permitted by law excludes all loss or damage howsoever arising (including through negligence) in connection with the CoreLogic Data.

Contains property sales information provided under licence from the Land and Property Information ("LPI"). RP Data Pty Ltd trading as CoreLogic is authorised as a Property Sales Information provider by the LPI.

An Estimated Value is generated (i) by a computer driven mathematical model in reliance on available data; (ii) without the physical inspection of the subject property; (iii) without taking into account any market conditions (including building, planning, or economic), and/or (iv) without identifying observable features or risks (including adverse environmental issues, state of repair, improvements, renovations, aesthetics, views or aspect) which may, together or separately, affect the value.

An Estimated Value is current only at the date of publication or supply. CoreLogic expressly excludes any warranties and representations that an Estimated Value is an accurate representation as to the market value of the subject property.

To the full extent permitted by law, CoreLogic excludes all liability for any loss or damage howsoever arising or suffered by the recipient, whether as a result of the recipient's reliance on the accuracy of an Estimated Value or otherwise arising in connection with an Estimated Value.

How to read Estimated Value

The Confidence is based on a statistical calculation as to the probability of the Estimated Value being accurate compared to market value. The available confidence values returned are High, Medium-High, Medium, Medium-Low, and Low. An Estimated Value with a 'High' confidence is considered more reliable than an Estimated Value with a 'Medium-High', 'Medium', 'Medium-Low' or 'Low' confidence. The Confidence is a reflection of the amount of data we have on the property and similar properties in the surrounding areas. Generally, the more data we have for the local real estate market and subject property, the higher the Confidence level will be. Confidence should be considered alongside the Estimated Value.

Confidence is displayed as a coloured coded range with red representing low confidence, through to amber which represents medium confidence to green for higher confidence.



For more information on estimated values: <https://www.corelogic.com.au/estimated-value-faqs>

If you have any questions or concerns about the information in this report, please contact our customer care team.

Within Australia: **1300 734 318**
Email Us: **customercare@corelogic.com.au**

ORD MINNETT

PORTFOLIO VALUATION

Portfolio Details as at: 30 June 2022

Monsax Pty Ltd
<Arnold Super Fund A/C>

Code	Security Name	Quantity	Cost Base	Market Price	Market Value	Assets %	Est. Yield %	Est. Annual Income	Est. Franking %	Est. Franking Credits	Est. Gross Yield %
EQUITIES											
Unlisted Equities Sector											
Unlisted Equities											
RRLU	RZ RESOURCES LIMITED	100,000	35,000.00	1.25	125,000.00	3.09					
Sub Total			35,000.00		125,000.00	3.09					
Energy Sector											
Energy											
WDS	WOODSIDE ENERGY	650	19,344.00	31.84	20,696.00	0.51	9.61	1,989.72	100.00	852.74	13.73
Sub Total			19,344.00		20,696.00	0.51		1,989.72		852.74	
Materials Sector											
Materials											
AMC	AMCOR PLC	3,000	44,815.00	18.04	54,120.00	1.34	3.70	2,004.00			3.70
BHP	BHP GROUP LIMITED	3,600	151,650.87	41.25	148,500.00	3.67	10.68	15,855.73	100.00	6,795.31	15.25
FMG	FORTESCUE METALS GRP	1,400	31,191.00	17.53	24,542.00	0.61	11.81	2,898.00	100.00	1,242.00	16.87
INR	IONEER LTD	110,000	46,475.00	0.41	45,100.00	1.12					
NML	NAVARRE MINERALS LTD	440,000	29,040.00	0.04	18,920.00	0.47					
RIO	RIO TINTO LIMITED	1,220	146,450.00	102.70	125,294.00	3.10	9.35	11,721.03	100.00	5,023.30	13.36
Sub Total			449,621.87		416,476.00	10.30		32,478.76		13,060.61	

Adviser Name: Matthew Rivett
Location: SYDNEY
Phone No: (02) 8216 6392
Account No: 1148966

Note: Estimate information based on rolling 12 months actual data.

Ord Minnett Limited AFS Licence 237121 ABN 86 002 733 048 A Market Participant of the Australian Stock Exchange Limited

While Ord Minnett believes that the information contained herein is reliable, no warranty is given as to its accuracy or the accuracy of information or material from other sources and persons who rely on it do so at their own risk. Accordingly you should satisfy yourself as to the correctness or otherwise of the statements contained herein.

ORD MINNETT

PORTFOLIO VALUATION

Portfolio Details as at: 30 June 2022

Monsax Pty Ltd
<Arnold Super Fund A/C>

Code	Security Name	Quantity	Cost Base	Market Price	Market Value	Assets %	Est. Yield %	Est. Annual Income	Est. Franking %	Est. Franking Credits	Est. Gross Yield %
Industrials Sector											
Commercial & Professional Services											
SIQ	SMARTGRP CORPORATION	8,000	50,055.00	6.11	48,880.00	1.21	6.60	1,161.60			2.38
Sub Total			50,055.00		48,880.00	1.21		1,161.60			
Transportation											
AQZ	ALLIANCE AVIATION	11,860	34,987.00	3.57	42,340.20	1.05					
DBI	DALRYMPLE BAY	27,300	65,377.69	1.97	53,781.00	1.33	9.21	4,950.86			9.21
KLS	KELSIAN GROUP LTD	5,500	34,979.99	5.70	31,350.00	0.78	2.89	907.50	100.00	388.93	4.14
Sub Total			135,344.68		127,471.20	3.15		5,858.36		388.93	
Consumer Staples Sector											
Food & Staples Retailing											
COL	COLES GROUP	3,200	49,772.41	17.81	56,992.00	1.41	2.40	910.08	100.00	390.03	2.28
Sub Total			49,772.41		56,992.00	1.41		910.08		390.03	
Food Beverage & Tobacco											
TSI	TOP SHELF	13,600	30,056.00	1.08	14,688.00	0.36					
Sub Total			30,056.00		14,688.00	0.36					

Health Care Sector

Adviser Name: Matthew Rivett
Location: SYDNEY
Phone No: (02) 8216 6392
Account No: 1148966

Note: Estimate information based on rolling 12 months actual data.

Ord Minnett Limited AFS Licence 237121 ABN 86 002 733 048 A Market Participant of the Australian Stock Exchange Limited

While Ord Minnett believes that the information contained herein is reliable, no warranty is given as to its accuracy or the accuracy of information or material from other sources and persons who rely on it do so at their own risk. Accordingly you should satisfy yourself as to the correctness or otherwise of the statements contained herein.

ORD MINNETT

PORTFOLIO VALUATION

Portfolio Details as at: 30 June 2022

Monsax Pty Ltd
<Arnold Super Fund A/C>

Code	Security Name	Quantity	Cost Base	Market Price	Market Value	Assets %	Est. Yield %	Est. Annual Income	Est. Franking %	Est. Franking Credits	Est. Gross Yield %
Pharmaceuticals, Biotech & Life Sciences											
CSL	CSL LIMITED	400	110,900.00	269.06	107,624.00	2.66	1.18	1,272.48	5.53	30.14	1.21
TRJ	TRAJAN GROUP HOLDING	20,000	40,000.00	2.00	40,000.00	0.99					
Sub Total			150,900.00		147,624.00	3.65		1,272.48		30.14	
Financials Sector											
Diversified Financials											
MFGO	MAGELLAN FIN GRP LTD	263		0.74	193.31	0.00					
MQG	MACQUARIE GROUP LTD	456	70,394.41	164.51	75,016.56	1.86	3.78	2,836.32	40.00	486.23	4.43
PAC	PACIFIC GRP LTD	5,000	25,754.94	6.92	34,600.00	0.86	5.49	1,900.00	100.00	814.29	7.84
RF1	REGAL INVEST FUND	100,000	291,785.39	2.84	284,000.00	7.02	13.93	39,563.20			13.93
Sub Total			387,934.74		393,809.87	9.74		44,299.52		1,300.51	
Communication Services Sector											
Telecommunication Services											
TLS	TELSTRA CORPORATION.	27,000	101,035.00	3.85	103,950.00	2.57	3.51	3,645.00	100.00	1,562.14	5.01
Sub Total			101,035.00		103,950.00	2.57		3,645.00		1,562.14	
Real Estate Sector											
Real Estate											
ECF	ELANOR COMM PROP	139,381	146,126.89	1.00	138,684.10	3.43	9.41	13,046.79			9.41

Adviser Name: Matthew Rivett
Location: SYDNEY
Phone No: (02) 8216 6392
Account No: 1148966

Note: Estimate information based on rolling 12 months actual data.

Ord Minnett Limited AFS Licence 237121 ABN 86 002 733 048 A Market Participant of the Australian Stock Exchange Limited

While Ord Minnett believes that the information contained herein is reliable, no warranty is given as to its accuracy or the accuracy of information or material from other sources and persons who rely on it do so at their own risk. Accordingly you should satisfy yourself as to the correctness or otherwise of the statements contained herein.

ORD MINNETT

PORTFOLIO VALUATION

Portfolio Details as at: 30 June 2022

Monsax Pty Ltd
<Arnold Super Fund A/C>

Code	Security Name	Quantity	Cost Base	Market Price	Market Value	Assets %	Est. Yield %	Est. Annual Income	Est. Franking %	Est. Franking Credits	Est. Gross Yield %
EHREF	ELANOR HEALTHCARE REAL ESTATE FUND - UNLISTED UNITS	77,778	66,164.19	1.15	89,444.70	2.21	7.30	5,677.79			6.35
HDN	HOMEEO DAILY NEEDS	28,500	35,361.10	1.28	36,480.00	0.90	6.47	2,359.80			6.47
HMC	HOMEEO LIMITED	11,940	31,806.97	4.51	53,849.40	1.33	2.66	1,432.80	100.00	614.06	3.80
Sub Total			279,459.15		318,458.20	7.88		22,517.18		614.06	
Sub Total			1,688,522.85		1,774,045.27	43.88		114,132.70		18,199.16	
MANAGED FUNDS											
International Equity											
	CAISMILINTL-CICAI5 MILLENIUM INTL. LTD - CLASS D	138	65,348.89	3,618.14	501,105.44	12.39					
Sub Total			65,348.89		501,105.44	12.39					
INTEREST RATE SECURITIES											
MXT	METRICS MASTER	127,059	254,118.00	1.96	248,400.35	6.14	4.82	11,968.96			4.82
Sub Total			254,118.00		248,400.35	6.14		11,968.96			
INTERNATIONAL INTEREST RATE SECURITIES											
KKC	KKR CREDIT INC FUND	120,000	292,498.85	1.82	218,400.00	5.40	6.98	15,252.12			6.98
PGG	PARTNERS GRP GLOBAL	179,000	353,980.02	1.66	296,245.00	7.33	5.86	17,351.72			5.86
Sub Total			646,478.87		514,645.00	12.73		32,603.84			

Adviser Name: Matthew Rivett
Location: SYDNEY
Phone No: (02) 8216 6392
Account No: 1148966

Note: Estimate information based on rolling 12 months actual data.

Ord Minnett Limited AFS Licence 237121 ABN 86 002 733 048 A Market Participant of the Australian Stock Exchange Limited

While Ord Minnett believes that the information contained herein is reliable, no warranty is given as to its accuracy or the accuracy of information or material from other sources and persons who rely on it do so at their own risk. Accordingly you should satisfy yourself as to the correctness or otherwise of the statements contained herein.

ORD MINNETT

PORTFOLIO VALUATION

Portfolio Details as at: 30 June 2022

Monsax Pty Ltd
<Arnold Super Fund A/C>

Code	Security Name	Quantity	Cost Base	Market Price	Market Value	Assets %	Est. Yield %	Est. Annual Income	Est. Franking %	Est. Franking Credits	Est. Gross Yield %
HYBRID SECURITIES											
ANZPJ	ANZ BANKING GRP LTD CAP NOTE 3-BBSW+2.70% PERP NON-CUM RED T-03-29	1,260	126,000.00	95.79	120,695.40	2.99	3.27	4,057.20	100.00	1,738.80	4.80
CBAPG	COMMONWEALTH BANK. CAP NOTE 3-BBSW+3.40% PERP NON-CUM RED T-04-25	500	50,000.00	101.70	50,850.00	1.26	2.68	1,360.45	100.00	583.05	3.82
MBLPD	MACQUARIE BANK LTD CAP NOTE 3-BBSW+2.90% PERP NON-CUM RED T-09-28	1,750	175,000.00	97.15	170,012.50	4.21	3.57	6,212.50	40.00	1,065.00	4.28
MQGPD	MACQUARIE GROUP LTD CAP NOTE 3-BBSW+4.15% PERP NON-CUM RED T-09-26	1,650	165,000.00	103.14	170,181.00	4.21	3.82	6,501.33	40.00	1,114.51	4.48
MQGPE	MACQUARIE GROUP LTD CAP NOTE 3-BBSW+2.90% PERP NON-CUM RED T-09-27	1,000	100,000.00	97.22	97,220.00	2.40	3.00	2,913.60	40.00	499.47	3.51
Sub Total			616,000.00		608,958.90	15.06		21,045.08		5,000.84	
CASH											
OMMCMT	ORD MINNETT CASH MANAGEMENT TRUST	348,145	348,145.26	1.00	348,145.26	8.61	0.23	805.09			0.23
PERSHING_USD	PERSHING US DOLLARS	(125)	(181.07)	1.45	(181.07)	0.00					
Sub Total			347,964.19		347,964.19	8.61		805.09			

Adviser Name: Matthew Rivett
Location: SYDNEY
Phone No: (02) 8216 6392
Account No: 1148966

Note: Estimate information based on rolling 12 months actual data.

Ord Minnett Limited AFS Licence 237121 ABN 86 002 733 048 A Market Participant of the Australian Stock Exchange Limited

While Ord Minnett believes that the information contained herein is reliable, no warranty is given as to its accuracy or the accuracy of information or material from other sources and persons who rely on it do so at their own risk. Accordingly you should satisfy yourself as to the correctness or otherwise of the statements contained herein.

ORD MINNETT

PORTFOLIO VALUATION

Portfolio Details as at: 30 June 2022

*Monsax Pty Ltd
<Arnold Super Fund A/C>*

Code	Security Name	Quantity	Cost Base	Market Price	Market Value	Assets %	Est. Yield %	Est. Annual Income	Est. Franking %	Est. Franking Credits	Est. Gross Yield %
OTHER											
POF	ORD MINNETT PRIVATE OPPORTUNITIES FUND - UNLISTED UNITS	50,000	50,000.00	0.96	47,786.00	1.18					
Sub Total			50,000.00		47,786.00	1.18					
TOTAL PORTFOLIO			3,668,432.80		4,042,905.15	100.00	4.47	180,555.66		23,200.00	5.04

**The cash balance on the Portfolio Valuation will take into account transactions that have a settlement date after the report date and income that is due but not yet paid. Please refer to the Unsettled Accruals report for transaction details.*

*Adviser Name: Matthew Rivett
Location: SYDNEY
Phone No: (02) 8216 6392
Account No: 1148966*

Note: Estimate information based on rolling 12 months actual data.

Ord Minnett Limited AFS Licence 237121 ABN 86 002 733 048 A Market Participant of the Australian Stock Exchange Limited

While Ord Minnett believes that the information contained herein is reliable, no warranty is given as to its accuracy or the accuracy of information or material from other sources and persons who rely on it do so at their own risk. Accordingly you should satisfy yourself as to the correctness or otherwise of the statements contained herein.



THE TRUSTEES
THE ARNOLD SUPERANNUATION FUND
UNIT 7 22-26 THE AVENUE
COLLARROY NSW 2097

Business Super Bonds

Policy number: 75074036
Statement period: 01/07/2021 to 30/06/2022

July 2022

Superannuation fund name: THE ARNOLD SUPERANNUATION FUND
Trustee: MONSAX PTY LIMITED

Statement of unit holdings

Investment option	Opening balance as at 01/07/2021			Closing balance as at 30/06/2022		
	No. of units	Unit price (\$)	Balance (\$)	No. of units	Unit price (\$)	Balance (\$)
High Growth	8,014.929	6.491739	52,030.83	8,014.929	6.218072	49,837.41
Growth	10,280.651	8.143693	83,722.47	10,280.651	7.772902	79,910.49
Balanced	NIL	3.877843	NIL	NIL	3.694095	NIL
Capital Secure	NIL	3.154840	NIL	NIL	3.007002	NIL
Net value of investment			135,753.30	Net value of investment		129,747.90

Investment returns

Investment option	Net returns for the period ended 30/06/2022	Net earnings/loss for the period ended 30/06/2022
High Growth	-4.2%	2,193.42-
Growth	-4.6%	3,811.98-
Balanced	-4.7%	0.00+
Capital Secure	-4.7%	0.00+

NOTES: Opening and closing balances relate to the investment options maintained under the policy. They are calculated using withdrawal unit prices on the relevant dates.

The net value of the investment reflects the net value of your policy as at the date of the opening and closing balances.

The investment options are part of the AIA Australia Statutory Fund No.2L.

For further information on any aspect of your investment, please contact our Customer Service Team on **13 2015** between 8.30 am and 6 pm (AEST/AEDT), Monday to Friday, excluding public holidays.

20 April 2022

Monsax Pty Ltd ATF Arnold Super Fund

Att: Christine Arnold
C/-Ord Minnett Ltd-Pars Dept
GPO Box 5274
Sydney NSW 2001
Australia

Investor No.: 347271

Grapple Finance Trust

SUBSCRIPTION CONFIRMATION

On Dealing Day 01 April 2022, we confirm we have issued the following units :

Description of Units

Ordinary Units of par value AUD 1.00 per unit

Class [or Series] of Unit	Main Series
Number of Units Issued	48,942.29
Offering Price	AUD 1.0216
Subscription Amount	AUD 50,000.00
Dealing Date	01 April 2022
Reference	2676133

Distribution Reinvestment Option: Direct deposit

Please contact Apex Fund Services at InvestorRegistry@apexfunds.com.au should you require further information.

Small differences between market value & NAV x units may exist due to rounding.

ORD MINNETT

CASH TRANSACTION STATEMENT

From 1 July 2021 Through 30 June 2022

Monsax Pty Ltd

<Arnold Super Fund A/C>

Date	Description	Debit	Credit	Balance
07-Mar-22	Macquarie Bank Capital Notes 3 - Dividend		1,089.55	55,429.50
08-Mar-22	Mcp Master Income Trust - Distribution		851.30	56,280.80
08-Mar-22	Magellan Financial Group Limited - Dividend		2,312.10	58,592.90
10-Mar-22	Macquarie Group Limited Convertible Preference Share 3 - Dividend		1,462.72	60,055.62
11-Mar-22	Transfer to CBA A/c NetBank reverse rent tf	(2,800.00)		57,255.62
11-Mar-22	Transfer from NetBank rent		2,800.00	60,055.62
11-Mar-22	Kkr Credit Income Fund - Dividend		1,200.00	61,255.62
11-Mar-22	JB Hi-Fi Limited - Dividend		228.20	61,483.82
15-Mar-22	Commonwealth Bank of Australia - PERLS X - Dividend		298.80	61,782.62
15-Mar-22	Amtcor Limited - Dividend		505.50	62,288.12
16-Mar-22	Partners Group Global Income Fund - Dividend		1,223.14	63,511.26
17-Mar-22	Cash Withdrawal - Bght 56000 INR @ 0.4625	(25,955.00)		37,556.26
17-Mar-22	Alumina Limited - Dividend		702.00	38,258.26
18-Mar-22	Transfer In CBA ACA Transaction Options Netting C		1,887.60	40,145.86
18-Mar-22	Macquarie Group Capital Notes 5 - Dividend		610.20	40,756.06
19-Mar-22	Cessation of Reporting on ACA account	(40,756.06)		0.00
30-Jun-22	Closing Balance	(1,043,163.04)	957,264.07	0.00

Ord Minnett Cash Management Trust

01-Jul-21	Opening Balance			0.00
21-Mar-22	Direct Credit (THE ARNOLD SUPER Funds Transfer)		40,756.06	40,756.06
23-Mar-22	Cash Withdrawal - Bght 860 ANZZZ @ 100.0000	(86,000.00)		(45,243.94)
23-Mar-22	Transferred from A/C 1148966 - DEPOSIT		217,146.77	171,902.83
23-Mar-22	Smartgroup Corporation Limited - Special Dividend		2,400.00	174,302.83
23-Mar-22	Smartgroup Corporation Limited - Dividend		1,520.00	175,822.83

Adviser Name: Matthew Rivett

Location: SYDNEY

Phone No: (02) 8216 6392

Account No: 1148966

Ord Minnett Limited AFS Licence 237121 ABN 86 002 733 048 A Market Participant of the Australian Stock Exchange Limited

While Ord Minnett believes that the information contained herein is reliable, no warranty is given as to its accuracy or the accuracy of information or material from other sources and persons who rely on it do so at their own risk. Accordingly you should satisfy yourself as to the correctness or otherwise of the statements contained herein.

ORD MINNETT

CASH TRANSACTION STATEMENT

From 1 July 2021 Through 30 June 2022

Monsax Pty Ltd

<Arnold Super Fund A/C>

Date	Description	Debit	Credit	Balance
23-Mar-22	Dalrymple Bay Infrastructure Limited - Dividend		1,228.50	177,051.33
24-Mar-22	Direct Credit (THE ARNOLD SF)		3.05	177,054.38
24-Mar-22	Direct Credit (BS SUPERANNUATIO)		0.08	177,054.46
28-Mar-22	BHP Billiton Limited - Dividend		4,681.26	181,735.72
29-Mar-22	Northern Star Resources Ltd - Dividend		700.00	182,435.72
29-Mar-22	Cash Withdrawal - Bght 400 ANZPJ @ 100.0000	(40,000.00)		142,435.72
30-Mar-22	Fortescue Metals Group Ltd - Dividend		1,204.00	143,639.72
31-Mar-22	Coles Group Limited - Dividend		1,056.00	144,695.72
31-Mar-22	Cash Deposit - Interest		2.03	144,697.75
01-Apr-22	Telstra Corporation Limited - Special Dividend		540.00	145,237.75
01-Apr-22	Telstra Corporation Limited - Dividend		1,620.00	146,857.75
01-Apr-22	Grapple Finance Trust; BSB 012-019; a/c 838365687 (Monsax Arnold Supe)	(50,000.00)		96,857.75
06-Apr-22	CSL Limited - Dividend		569.16	97,426.91
07-Apr-22	Home Consortium - Dividend		716.40	98,143.31
07-Apr-22	PARS Fee 01Mar2022 to 31Mar2022	(3,183.98)		94,959.33
08-Apr-22	Mcp Master Income Trust - Distribution		914.82	95,874.15
13-Apr-22	Kkr Credit Income Fund - Dividend		1,200.00	97,074.15
14-Apr-22	Pacific Current Group Limited - Dividend		750.00	97,824.15
20-Apr-22	Partners Group Global Income Fund - Dividend		1,223.14	99,047.29
20-Apr-22	Cash Deposit - JB Hi-Fi Limited (JBH) - Off Market Share Buy-Back (Dividend Component of \$41.87 per share)		5,861.80	104,909.09
20-Apr-22	JB Hi-Fi Limited (JBH) - Off Market Share Buy-Back (Cash Proceeds of Capital Component of \$3.18)		445.20	105,354.29
21-Apr-22	Rio Tinto Limited - Special Dividend		1,046.76	106,401.05
21-Apr-22	Rio Tinto Limited - Dividend		7,039.89	113,440.94

Adviser Name: Matthew Rivett

Location: SYDNEY

Phone No: (02) 8216 6392

Account No: 1148966

Ord Minnett Limited AFS Licence 237121 ABN 86 002 733 048 A Market Participant of the Australian Stock Exchange Limited

While Ord Minnett believes that the information contained herein is reliable, no warranty is given as to its accuracy or the accuracy of information or material from other sources and persons who rely on it do so at their own risk. Accordingly you should satisfy yourself as to the correctness or otherwise of the statements contained herein.

ORD MINNETT

CASH TRANSACTION STATEMENT

From 1 July 2021 Through 30 June 2022

Monsax Pty Ltd

<Arnold Super Fund A/C>

Date	Description	Debit	Credit	Balance
22-Apr-22	Transferred from A/C 1148966 - DEPOSIT		1,362.60	114,803.54
26-Apr-22	Cash Withdrawal - Bght 1350 BHP @ 50.9160	(68,791.60)		46,011.94
06-May-22	Elanor Commercial Property Fund - Dividend		3,275.45	49,287.39
06-May-22	PARS Fee 01Apr2022 to 30Apr2022	(3,176.37)		46,111.02
06-May-22	Elanor Healthcare Real Estate Fund - Distribution		1,467.36	47,578.38
09-May-22	Mcp Master Income Trust - Distribution		914.82	48,493.20
12-May-22	Kkr Credit Income Fund - Dividend		1,200.00	49,693.20
17-May-22	Cash Deposit - Sold 91000 IAP @ 1.9175		174,492.50	224,185.70
17-May-22	Partners Group Global Income Fund - Dividend		1,223.14	225,408.84
20-May-22	HomeCo Daily Needs REIT - Distribution		592.80	226,001.64
03-Jun-22	Cash Withdrawal - Bght 440000 NMLXX @ 0.0660	(29,040.00)		196,961.64
07-Jun-22	Macquarie Bank Capital Notes 3 - Dividend		1,142.75	198,104.39
07-Jun-22	PARS Fee 01May2022 to 31May2022	(3,318.34)		194,786.05
08-Jun-22	Mcp Master Income Trust - Distribution		1,092.71	195,878.76
10-Jun-22	Macquarie Group Limited Convertible Preference Share 3 - Dividend		1,524.93	197,403.69
14-Jun-22	Amcor Limited - Dividend		500.40	197,904.09
14-Jun-22	Kkr Credit Income Fund - Dividend		1,200.00	199,104.09
15-Jun-22	Commonwealth Bank of Australia - PERLS X - Dividend		313.60	199,417.69
16-Jun-22	Dalrymple Bay Infrastructure Limited - Dividend		1,246.93	200,664.62
17-Jun-22	Partners Group Global Income Fund - Dividend		1,290.51	201,955.13
20-Jun-22	ANZ Capital Notes 7 - Dividend		615.64	202,570.77
20-Jun-22	Macquarie Group Capital Notes 5 - Dividend		675.50	203,246.27
22-Jun-22	Cash Withdrawal - Bght 20000 TRJXX @ 2.0000	(40,000.00)		163,246.27
24-Jun-22	Westpac Banking Corporation - Dividend		2,501.00	165,747.27
30-Jun-22	Cash Deposit - Interest		60.49	165,807.76

Adviser Name: Matthew Rivett
Location: SYDNEY
Phone No: (02) 8216 6392
Account No: 1148966

Ord Minnett Limited AFS Licence 237121 ABN 86 002 733 048 A Market Participant of the Australian Stock Exchange Limited

While Ord Minnett believes that the information contained herein is reliable, no warranty is given as to its accuracy or the accuracy of information or material from other sources and persons who rely on it do so at their own risk. Accordingly you should satisfy yourself as to the correctness or otherwise of the statements contained herein.

ORD MINNETT

CASH TRANSACTION STATEMENT

From 1 July 2021 Through 30 June 2022

Monsax Pty Ltd

<Arnold Super Fund A/C>

Date	Description	Debit	Credit	Balance
30-Jun-22	Closing Balance	(323,510.29)	489,318.05	165,807.76
Pershing Australian Dollars				
01-Jul-21	Opening Balance			0.00
22-Mar-22	AUSTRALIAN DOLLAR CURRENCY BUY AUD SELL USD @ .7473		217,146.77	217,146.77
23-Mar-22	OUTGOING NON USD CUR RENCY WIRE AUSTRALIA N DOLLAR CURRENCY	(217,146.77)		0.00
30-Jun-22	Closing Balance	(217,146.77)	217,146.77	0.00
Pershing US Dollars				
01-Jul-21	Opening Balance			(45.00)
25-Feb-22	Cash Deposit - CAIS MILLENNIUM INTL LTD CLASS D (CAYMAN) RETURN OF CAPITAL		162,403.78	162,358.78
01-Mar-22	ANNUAL CUSTODIAL MAINTENANCE FEE MIXED ACCT NG7071319	(65.00)		162,293.78
22-Mar-22	AUSTRALIAN DOLLAR CURRENCY BUY AUD SELL USD @ .7473	(162,273.78)		20.00
23-Mar-22	Outgoing Non USD Wires ACCT NG7-071319	(20.00)		0.00
01-Apr-22	SPECIAL PRODUCT FEE - Unregistered Alt Investment - Annual	(125.00)		(125.00)
30-Jun-22	Closing Balance	(162,483.78)	162,403.78	(125.00)

Adviser Name: Matthew Rivett
Location: SYDNEY
Phone No: (02) 8216 6392
Account No: 1148966

Ord Minnett Limited AFS Licence 237121 ABN 86 002 733 048 A Market Participant of the Australian Stock Exchange Limited

While Ord Minnett believes that the information contained herein is reliable, no warranty is given as to its accuracy or the accuracy of information or material from other sources and persons who rely on it do so at their own risk. Accordingly you should satisfy yourself as to the correctness or otherwise of the statements contained herein.



003

THE TRUSTEES
 UNIT 7 22-26 THE AVENUE
 COLLAROY NSW 2097

Account Number 06 2127 10225452

Statement Period 1 Jun 2022 - 30 Jun 2022

Closing Balance \$3,200.02 CR

Enquiries 13 1998
 (24 hours a day, 7 days a week)

Business Transaction Account

If this account has an attached overdraft limit or facility which is secured over your primary place of residence or over a residential investment property you should ensure that the property is insured in accordance with the terms and conditions of the mortgage. If you have any queries about your insurance cover you should contact your insurer. Information on property insurance can also be found on www.moneysmart.gov.au. Note, if this account has an attached overdraft limit or facility and we send you a statement every 4 or 6 months, we will update your statement preference to every 3 months as part of changes made to the new Banking Code of Practice from 1 July 2019.

Name: MONSAX PTY LIMITED IN TRUST FOR
 THE ARNOLD SUPERANNUATION FUND

Note: Have you checked your statement today? It's easy to find out more information about each of your transactions by logging on to the CommBank App or NetBank. Should you have any questions on fees or see an error please contact us on the details above. Cheque proceeds are available when cleared.

The date of transactions shown here may be different on your other transaction lists (for example, the transaction list that appears on the CommBank app).

Date	Transaction	Debit	Credit	Balance
01 Jun 2022	OPENING BALANCE			\$2,682.37 CR
24 Jun	Transfer from NetBank		50,000.00 ✓	\$52,682.37 CR
24 Jun	Transfer To Boyd Newton NetBank Inv 2122035 12/1271	392.00	✓	\$52,290.37 CR
24 Jun	Transfer To Boyd Newton NetBank Inv 2122034 12/1271	685.00	✓	\$51,605.37 CR
27 Jun	Transfer to CBA A/c NetBank reverse 50	50,000.00 ✓	✓	\$1,605.37 CR
29 Jun	Transfer To Absolute NetBank 9098 Arnold SF 12/1271	750.00	✓	\$855.37 CR
30 Jun	Direct Credit 497073 My Asset Managem RENT PAYMNT ARNOLD		2,344.65	\$3,200.02 CR
30 Jun 2022	CLOSING BALANCE			\$3,200.02 CR

Opening balance	-	Total debits	+	Total credits	=	Closing balance
\$2,682.37 CR		\$51,827.00		\$52,344.65		\$3,200.02 CR

6302 73.1.1 ZZ256R3 0303 SL R3.S841.D170.O V06.00.35



Your Statement

Statement 98 (Page 1 of 2)

Account Number 06 2127 10225460

Statement Period 1 Jun 2022 - 30 Jun 2022

Closing Balance \$114,237.57 CR

Enquiries 13 1998
 (24 hours a day, 7 days a week)



003

THE TRUSTEES
 UNIT 7 22-26 THE AVENUE
 COLLAROY NSW 2097

Business Online Saver

Name: MONSAX PTY LIMITED IN TRUST FOR
 THE ARNOLD SUPERANNUATION FUND

Note: Have you checked your statement today? It's easy to find out more information about each of your transactions by logging on to the CommBank App or NetBank. Should you have any questions on fees or see an error please contact us on the details above. Cheque proceeds are available when cleared.

The date of transactions shown here may be different on your other transaction lists (for example, the transaction list that appears on the CommBank app).

Date	Transaction	Debit	Credit	Balance
01 Jun 2022	OPENING BALANCE			\$114,236.61 CR
01 Jun	Credit Interest		0.96	\$114,237.57 CR
24 Jun	Transfer to CBA A/c NetBank	50,000.00	<i>JAF</i>	\$64,237.57 CR
27 Jun	Transfer from NetBank reverse 50		50,000.00 <i>JAF</i>	\$114,237.57 CR
30 Jun 2022	CLOSING BALANCE			\$114,237.57 CR

Opening balance	-	Total debits	+	Total credits	=	Closing balance
\$114,236.61 CR		\$50,000.00		\$50,000.96		\$114,237.57 CR

Your Credit Interest Rate Summary

Date	Balance	Standard Credit Interest Rate (p.a.)#
30 Jun	Less than \$10,000.00	0.00%
	\$10,000.00 and over	0.20%

#If your pricing is linked to the Reserve Bank of Australia's target cash rate, the interest rate will fluctuate with the cash rate movements. Note. Interest rates are effective as at the date shown but are subject to change.



*# 5371.10810 ZZ258R3 0303SLR3.S941.D161.O.V06.00.35

Business Optimiser statement



003

4294967197

Mrs C ARNOLD
MONSAX PTY LTD ATF THE ARNOLD SUPERANNUATION
FUND
7/22-26 THE AVENUE
COLLARROY NSW 2097

BSB number: 923 100

Business Optimiser number: 60854871

Statement number: 8

Statement from: 01/04/2022 to 30/06/2022



Balance

Opening balance	Total money in	Total money out	Closing balance
\$10,283.26	\$0.00	\$0.00	\$10,285.83

Transactions

Date	Details	Money out \$	Money in \$	Balance \$
30/04/2022	Interest Credit - Receipt 981130		0.85	10,284.11
31/05/2022	Interest Credit - Receipt 953095		0.87	10,284.98
30/06/2022	Interest Credit - Receipt 910044		0.85	10,285.83

Financial Year Summary

Standard Variable rate for the end of statement period: 0.10% p.a.

Total Interest Financial Year to Date: \$10.26

Total Interest for this statement: \$2.57

Tax File Number/ABN/Exemption Provided: No

Please check all transactions carefully. If you believe there is an error or unauthorised transaction, or if you have any queries, please call us as soon as possible on 133 464.



26 August 2022

Monsax Pty Ltd ATF Arnold Super Fund

Att: Christine Arnold
C/-Ord Minnett Ltd-Pars Dept
GPO Box 5274
Sydney NSW 2001
Australia

Investor No.: 347271

Part A: Your Details:

Tax file number (TFN)/ Tax identification number(TIN) : Received; Country of residence at 30 June 2022 : Australia; You are recorded as being: Superannuation Fund

Grapple Finance Trust

2022 tax return information for the year ended 30 June 2022

Part B: Summary of 2022 tax return (supplementary section) items

Item	Amount (\$)	Tax return label
Non-primary production (NPP) income	679.48	13U
Franked distributions from trusts		13C
Franking credits		13Q
TFN amounts withheld		13R

Part B: Capital Gains Information

Item	Amount (\$)	Tax return label
Net capital gain		18A
Total current year capital gains		18H

Part B: Foreign source income and foreign assets or property

Item	Amount (\$)	Tax return label
Assessable foreign source income		20E
Other net foreign source income		20M
Foreign income tax offset		20O

Part C: Components of Distribution

Australian income	Cash Distribution	Tax Paid or Franking Credits	Taxable Amount
Interest	602.74		602.74
Dividends: unfranked			



26 August 2022

Monsax Pty Ltd ATF Arnold Super Fund

Att: Christine Arnold
 C/-Ord Minnett Ltd-Pars Dept
 GPO Box 5274
 Sydney NSW 2001
 Australia

Investor No.: 347271

Part A: Your Details:

Tax file number (TFN)/ Tax identification number(TIN) : Received; Country of residence at 30 June 2022 : Australia; You are recorded as being: Superannuation Fund

Grapple Finance Trust

2022 tax return information for the year ended 30 June 2022

Other assessable Australian income	76.74	76.74
NCMI - Non-primary production		
Excluded from NCMI - Non-primary production		
Non-primary production income (A)	679.48	679.48
Dividends: franked amount (X)		

Capital gains	Cash Distribution	Foreign Tax Paid	Taxable Amount
Discounted capital gain			
Capital gains: other method			
NCMI capital gains			
Net capital gain			
CGT concession amount			
Total current year capital gains (B)			

Foreign income	Cash Distribution	Foreign Tax Offset	Taxable Amount
Assessable foreign source income			
Cash distribution (C)			

Cash distribution sub-total (A+X+B+C) 679.48

Other non-assessable amounts

Tax-free amounts	
Tax-deferred amounts	
Gross cash distribution	679.48

Other amounts deducted from trust distribution

TFN amounts withheld	
Net cash distribution	679.48



26 August 2022

Monsax Pty Ltd ATF Arnold Super Fund

Att: Christine Arnold
C/-Ord Minnett Ltd-Pars Dept
GPO Box 5274
Sydney NSW 2001
Australia

Investor No.: 347271

Part A: Your Details:

Tax file number (TFN)/ Tax identification number(TIN) : Received; Country of residence at 30 June 2022 : Australia; You are recorded as being: Superannuation Fund

Grapple Finance Trust

If any of the information above in Part A is incorrect, please update your details with the administrator at InvestorRegistry@apexfunds.com.au

ORD MINNETT

INVESTMENT INCOME RECEIVED ANNUAL TAX SUMMARY

From 1 July 2021 Through 30 June 2022

Monsax Pty Ltd

<Arnold Super Fund A/C>

	Cash Distribution	Tax Paid/Offsets	Taxable Income
Australian Income			
Franked Dividends	106,117.37	46,999.59	153,116.96
Unfranked Dividends	15,696.30	0.00	15,696.30
Interest	7,520.71	0.00	7,520.71
Other Income	12,068.32	0.00	12,068.32
Rental Income	0.00	0.00	0.00
Non-Primary Production Income (A)	141,402.70	46,999.59	188,402.29
Capital Gains			
Discounted Capital Gain	13,617.25	0.00	13,617.25
CGT Other	10,800.05	0.00	10,800.05
CGT Concession	13,617.25	0.00	0.00
Distributed Capital Gain (B)	38,034.55	0.00	24,417.30
Foreign Income			
Assessable Foreign Income	31,425.73	0.00	31,425.73
Total Foreign Income (C)	31,425.73	0.00	31,425.73
Cash Distribution Sub Total (A + B + C)	210,862.98		

Adviser Name: Matthew Rivett
Location: SYDNEY
Phone No: (02) 8216 6392
Account No: 1148966

Ord Minnett Limited AFS Licence 237121 ABN 86 002 733 048 A Market Participant of the Australian Stock Exchange Limited

While Ord Minnett believes that the information contained herein is reliable, no warranty is given as to its accuracy or the accuracy of information or material from other sources and persons who rely on it do so at their own risk. Accordingly you should satisfy yourself as to the correctness or otherwise of the statements contained herein.

ORD MINNETT

INVESTMENT INCOME RECEIVED ANNUAL TAX SUMMARY

From 1 July 2021 Through 30 June 2022

Monsax Pty Ltd

<Arnold Super Fund A/C>

	Cash Distribution	Tax Paid/Offsets	Taxable Income
Other Non-assessable Amounts			
Tax Free	0.00		
Tax Deferred	13,943.11		
Return of Capital	165,958.59		
Other Non Taxable	4,019.49		
Gross Cash Distribution	<u>394,784.17</u>		
Other deductions from distributions			
TFN Amounts Deducted	0.00		
Non Resident Withholding Tax	0.00		
Net Cash Distribution	<u>394,784.17</u>		
AMIT Cost Base Adjustment and Gross Up			
AMIT Cost Base Adjustment	(4,019.49)		
AMIT Gross Up	0.00		

Adviser Name: Matthew Rivett
Location: SYDNEY
Phone No: (02) 8216 6392
Account No: 1148966

Ord Minnett Limited AFS Licence 237121 ABN 86 002 733 048 A Market Participant of the Australian Stock Exchange Limited

While Ord Minnett believes that the information contained herein is reliable, no warranty is given as to its accuracy or the accuracy of information or material from other sources and persons who rely on it do so at their own risk. Accordingly you should satisfy yourself as to the correctness or otherwise of the statements contained herein.

ORD MINNETT

INVESTMENT INCOME RECEIVED (ANNUAL TAX)

From 1 July 2021 Through 30 June 2022

Monsax Pty Ltd

<Arnold Super Fund A/C>

Units	Taxable Date	Franked Dividend	Imputation Credit	Other Income	Foreign Income	Discount Capital Gain	CGT Concession	Total Taxable	Tax			AMIT CBA	
									Deferred	Return of Capital	Gross Income		Non - Res W/Holding
		Unfranked Dividend	Rental Income	Interest	Foreign Tax Credits	Capital Gain Other	Capital Gain Tax Credits		Tax Free	LIC Capital	Other Non Taxable	TFN Amounts	
DISTRIBUTIONS													
ANZPJ - CAP NOTE 3-BBSW+2.70% PERP NON-CUM RED T-03-29													
	1,260	20-Jun-22	615.64	263.84				879.48			879.48		
Sub Total			615.64	263.84				879.48			879.48		
CAISMILINTL-CD - CAIS MILLENIUM INTL. LTD - CLASS D													
	138	25-Feb-22								162,403.78	162,403.78		
Sub Total										162,403.78	162,403.78		
CBAPG - CAP NOTE 3-BBSW+3.40% PERP NON-CUM RED T-04-25													
	500	15-Sep-21	302.10	129.47				431.57			431.57		
	500	15-Dec-21	297.65	127.56				425.21			425.21		
	500	15-Mar-22	298.80	128.06				426.86			426.86		
	500	15-Jun-22	313.60	134.40				448.00			448.00		
Sub Total			1,212.15	519.49				1,731.64			1,731.64		

Adviser Name: Matthew Rivett

Location: SYDNEY

Phone No: (02) 8216 6392

Account No: 1148966

* As at the ex-dividend date, this security has been held for less than 45 days. Please review this transaction as the investor may not be entitled to any imputation credit.

Ord Minnett Limited AFS Licence 237121 ABN 86 002 733 048 A Market Participant of the Australian Stock Exchange Limited

While Ord Minnett believes that the information contained herein is reliable, no warranty is given as to its accuracy or the accuracy of information or material from other sources and persons who rely on it do so at their own risk. Accordingly you should satisfy yourself as to the correctness or otherwise of the statements contained herein.

ORD MINNETT

INVESTMENT INCOME RECEIVED (ANNUAL TAX)

From 1 July 2021 Through 30 June 2022

Monsax Pty Ltd

<Arnold Super Fund A/C>

Units	Taxable Date	Franked Dividend	Imputation Credit	Other Income	Foreign Income	Discount Capital Gain	CGT Concession	Total Taxable	Tax		Return of Capital	Gross Income	Non - Res W/Holding	AMIT CBA
									Deferred	Free				
		Unfranked Dividend	Rental Income	Interest	Foreign Tax Credits	Capital Gain Other	Capital Gain Tax Credits			LIC Capital				AMIT CGU
DBI - DALRYMPLE BAY														
27,300	30-Aug-21									1,228.50	1,228.50	1,228.50		
27,300	30-Nov-21							854.49		1,228.50	1,228.50	1,228.50		
27,300	03-Mar-22	854.49								374.01	1,228.50	1,228.50		
27,300	30-May-22	523.12						523.12		723.80	1,246.92	1,246.92		
Sub Total								1,377.61		3,554.81	4,932.42	4,932.42		
Sub Total		1,377.61												
ECF - ELANOR COMM PROP														
* 139,381	29-Sep-21			1,229.50				1,229.50		2,045.95	3,275.45	3,275.45		
139,381	30-Dec-21			1,211.74				1,211.74		2,063.71	3,275.45	3,275.45		
139,381	30-Mar-22			1,201.58				1,201.58		2,073.87	3,275.45	3,275.45		
139,381	29-Jun-22			1,212.22				1,212.22		2,063.23	3,275.45	3,275.45		
Sub Total				4,855.04				4,855.04		8,246.76	13,101.80	13,101.80		

Adviser Name: Matthew Rivett
 Location: SYDNEY
 Phone No: (02) 8216 6392
 Account No: 1148966

* As at the ex-dividend date, this security has been held for less than 45 days. Please review this transaction as the investor may not be entitled to any imputation credit.

Ord Minnett Limited AFS Licence 237121 ABN 86 002 733 048 A Market Participant of the Australian Stock Exchange Limited

While Ord Minnett believes that the information contained herein is reliable, no warranty is given as to its accuracy or the accuracy of information or material from other sources and persons who rely on it do so at their own risk. Accordingly you should satisfy yourself as to the correctness or otherwise of the statements contained herein.

ORD MINNETT

INVESTMENT INCOME RECEIVED (ANNUAL TAX)

From 1 July 2021 Through 30 June 2022

Monsax Pty Ltd

<Arnold Super Fund A/C>

Units	Taxable Date	Franked Dividend	Imputation Credit	Other Income	Foreign Income	Discount Capital Gain	CGT Concession	Total Taxable	Tax Deferred		Non - Res W/Holding	AMIT CBA
									Capital	Other Non Taxable		
		Unfranked Dividend	Rental Income	Interest	Foreign Tax Credits	Capital Gain Other	Capital Gain Tax Credits		Tax Free	LIC Capital	TFN Amounts	AMIT CGU
EHREF - ELANOR HEALTHCARE REAL ESTATE FUND - UNLISTED UNITS												
77,778	10-Nov-21								2,000.24			
77,778	30-Dec-21								810.38			
77,778	30-Mar-22								1,467.36			
77,778	30-Jun-22								1,418.37			
Sub Total									5,696.35			
HDN - HOMECO DAILY NEEDS												
28,500	29-Sep-21			62.46				62.46				(507.54)
28,500	30-Dec-21			120.73				120.73				(472.07)
28,500	30-Mar-22			192.30				193.86				(398.94)
28,500	29-Jun-22			1.56				308.15				(296.05)
Sub Total				681.81				685.20				(1,674.60)
Sub Total				3.39								

Adviser Name: Matthew Rivett
 Location: SYDNEY
 Phone No: (02) 8216 6392
 Account No: 1148966

* As at the ex-dividend date, this security has been held for less than 45 days. Please review this transaction as the investor may not be entitled to any imputation credit.

Ord Minnett Limited AFS Licence 237121 ABN 86 002 733 048 A Market Participant of the Australian Stock Exchange Limited

While Ord Minnett believes that the information contained herein is reliable, no warranty is given as to its accuracy or the accuracy of information or material from other sources and persons who rely on it do so at their own risk. Accordingly you should satisfy yourself as to the correctness or otherwise of the statements contained herein.

ORD MINNETT

INVESTMENT INCOME RECEIVED (ANNUAL TAX)

From 1 July 2021 Through 30 June 2022

Monsax Pty Ltd

<Arnold Super Fund A/C>

Units	Taxable Date	Franked Dividend	Imputation Credit	Other Income	Foreign Income	Discount Capital Gain	CGT Concession	Total Taxable	Tax Deferred		Non - Res W/Holding	AMIT CBA
									Return of Capital	Gross Income		
		Unfranked Dividend	Rental Income	Interest	Foreign Tax Credits	Capital Gain Other	Capital Gain Tax Credits		Tax Free	Other Non Taxable	TFN Amounts	AMIT CGU
IAP - IRONGATE GROUP												
103,000	18-Nov-21			2,240.00	454.18	253.20	253.20	3,044.64		3,297.84		(1,366.61)
				97.26						1,366.61		
Sub Total				2,240.00	454.18	253.20	253.20	3,044.64		3,297.84		(1,366.61)
Sub Total				97.26						1,366.61		

Adviser Name: Matthew Rivett
Location: SYDNEY
Phone No: (02) 8216 6392
Account No: 1148966

* As at the ex-dividend date, this security has been held for less than 45 days. Please review this transaction as the investor may not be entitled to any imputation credit.

While Ord Minnett believes that the information contained herein is reliable, no warranty is given as to its accuracy or the accuracy of information or material from other sources and persons who rely on it do so at their own risk. Accordingly you should satisfy yourself as to the correctness or otherwise of the statements contained herein.

Ord Minnett Limited AFS Licence 237121 ABN 86 002 733 048 A Market Participant of the Australian Stock Exchange Limited

ORD MINNETT

INVESTMENT INCOME RECEIVED (ANNUAL TAX)

From 1 July 2021 Through 30 June 2022

Monsax Pty Ltd

<Arnold Super Fund A/C>

Units	Taxable Date	Franked Dividend	Imputation Credit	Other Income	Foreign Income	Discount Capital Gain	CGT Concession	Total Taxable	Tax			AMIT CBA	
									Deferred	Return of Capital	Gross Income		Non - Res W/Holding
		Unfranked Dividend	Rental Income	Interest	Foreign Tax Credits	Capital Gain Other	Capital Gain Tax Credits		Tax Free	LIC Capital	Other Non Taxable	TFN Amounts	
KKC - KKR CREDIT INC FUND													
120,000	03-Aug-21			16.13	1,183.87			1,200.00			1,200.00		
120,000	30-Aug-21			16.13	1,183.87			1,200.00			1,200.00		
120,000	29-Sep-21			16.13	1,183.87			1,200.00			1,200.00		
120,000	29-Oct-21			16.13	1,183.87			1,200.00			1,200.00		
120,000	29-Nov-21			16.13	1,183.87			1,200.00			1,200.00		
120,000	30-Dec-21			16.13	1,183.87			1,200.00			1,200.00		
120,000	03-Feb-22			16.13	1,183.87			1,200.00			1,200.00		
120,000	25-Feb-22			16.13	1,183.87			1,200.00			1,200.00		
120,000	30-Mar-22			16.13	1,183.87			1,200.00			1,200.00		
120,000	28-Apr-22			16.13	1,183.87			1,200.00			1,200.00		
120,000	30-May-22			16.13	1,183.87			1,200.00			1,200.00		
120,000	29-Jun-22			24.56	1,802.44			1,827.00			1,827.00		
Sub Total				201.99	14,825.01			15,027.00			15,027.00		

Adviser Name: Matthew Rivett
 Location: SYDNEY
 Phone No: (02) 8216 6392
 Account No: 1148966

* As at the ex-dividend date, this security has been held for less than 45 days. Please review this transaction as the investor may not be entitled to any imputation credit.
 While Ord Minnett believes that the information contained herein is reliable, no warranty is given as to its accuracy or the accuracy of information or material from other sources and persons who rely on it do so at their own risk. Accordingly you should satisfy yourself as to the correctness or otherwise of the statements contained herein.

Ord Minnett Limited AFS Licence 237121 ABN 86 002 733 048 A Market Participant of the Australian Stock Exchange Limited

ORD MINNETT

INVESTMENT INCOME RECEIVED (ANNUAL TAX)

From 1 July 2021 Through 30 June 2022

Monsax Pty Ltd

<Arnold Super Fund A/C>

Units	Taxable Date	Franked Dividend	Imputation Credit	Other Income	Foreign Income	Discount Capital Gain	CGT Concession	Total Taxable	Tax			AMIT CBA	
									Deferred	Return of Capital	Gross Income		Non - Res W/Holding
									Tax Free	LIC Capital	Other Non Taxable	TFN Amounts	AMIT CGU
MBLPD - CAP NOTE 3-BBSW+2.90% PERP NON-CUM RED T-09-28													
1,750	07-Dec-21	485.94	208.26					1,423.11			1,423.11		
1,750	07-Mar-22	728.91	186.78					1,276.33			1,276.33		
1,750	07-Jun-22	435.82	195.90					1,338.65			1,338.65		
		653.73											
		457.10											
		685.65											
Sub Total		1,378.86	590.94					4,038.09			4,038.09		
Sub Total		2,068.29											

Adviser Name: Matthew Rivett
 Location: SYDNEY
 Phone No: (02) 8216 6392
 Account No: 1148966

* As at the ex-dividend date, this security has been held for less than 45 days. Please review this transaction as the investor may not be entitled to any imputation credit.

While Ord Minnett believes that the information contained herein is reliable, no warranty is given as to its accuracy or the accuracy of information or material from other sources and persons who rely on it do so at their own risk. Accordingly you should satisfy yourself as to the correctness or otherwise of the statements contained herein.

Ord Minnett Limited AFS Licence 237121 ABN 86 002 733 048 A Market Participant of the Australian Stock Exchange Limited

ORD MINNETT

INVESTMENT INCOME RECEIVED (ANNUAL TAX)

From 1 July 2021 Through 30 June 2022

Monsax Pty Ltd

<Arnold Super Fund A/C>

Units	Taxable Date	Franked Dividend	Imputation Credit	Other Income	Foreign Income	Discount Capital Gain	CGT Concession	Total Taxable	Tax Deferred		Non - Res W/Holding	AMIT CBA
									Tax Free	Other Non Taxable		
		Unfranked Dividend	Rental Income	Interest Income	Foreign Tax Credits	Capital Gain Other	Capital Gain Tax Credits		LIC Capital	TFN Amounts		
MQGPD - CAP NOTE 3-BBSW+4.15% PERP NON-CUM RED T-09-26												
1,650	10-Sep-21	592.81	254.06					1,736.09		1,736.09		
1,650	10-Dec-21	889.22	250.61					1,712.51		1,712.51		
1,650	10-Mar-22	877.14	250.76					1,713.48		1,713.48		
1,650	10-Jun-22	877.64	261.42					1,786.35		1,786.35		
Sub Total		2,372.62	1,016.85					6,948.43		6,948.43		
Sub Total		3,558.96										

Adviser Name: Matthew Rivett
Location: SYDNEY
Phone No: (02) 8216 6392
Account No: 1148966

* As at the ex-dividend date, this security has been held for less than 45 days. Please review this transaction as the investor may not be entitled to any imputation credit.

While Ord Minnett believes that the information contained herein is reliable, no warranty is given as to its accuracy or the accuracy of information or material from other sources and persons who rely on it do so at their own risk. Accordingly you should satisfy yourself as to the correctness or otherwise of the statements contained herein.

Ord Minnett Limited AFS Licence 237121 ABN 86 002 733 048 A Market Participant of the Australian Stock Exchange Limited

ORD MINNETT

INVESTMENT INCOME RECEIVED (ANNUAL TAX)

From 1 July 2021 Through 30 June 2022

Monsax Pty Ltd

<Arnold Super Fund A/C>

Units	Taxable Date	Franked Dividend	Imputation Credit	Other Income	Foreign Income	Discount Capital Gain	CGT Concession	Total Taxable	Tax Deferred		Non - Res W/Holding	AMIT CBA
									Return of Capital	Gross Income		
		Unfranked Dividend	Rental Income	Interest Income	Foreign Tax Credits	Capital Gain Other	Capital Gain Tax Credits		Tax Free	Other Non Taxable	TFN Amounts	AMIT CGU
MQGPE - CAP NOTE 3-BBSW+2.90% PERP NON-CUM RED T-09-27												
1,000	20-Sep-21	256.88	110.09					752.29		752.29		
1,000	20-Dec-21	385.32	106.27					726.17		726.17		
1,000	18-Mar-22	371.94	104.61					714.81		714.81		
1,000	20-Jun-22	366.12	115.80					791.30		791.30		
Sub Total		1,019.12	436.77					2,984.57		2,984.57		
Sub Total		1,528.68										

Adviser Name: Matthew Rivett
Location: SYDNEY
Phone No: (02) 8216 6392
Account No: 1148966

* As at the ex-dividend date, this security has been held for less than 45 days. Please review this transaction as the investor may not be entitled to any imputation credit.

While Ord Minnett believes that the information contained herein is reliable, no warranty is given as to its accuracy or the accuracy of information or material from other sources and persons who rely on it do so at their own risk. Accordingly you should satisfy yourself as to the correctness or otherwise of the statements contained herein.

Ord Minnett Limited AFS Licence 237121 ABN 86 002 733 048 A Market Participant of the Australian Stock Exchange Limited

ORD MINNETT

INVESTMENT INCOME RECEIVED (ANNUAL TAX)

From 1 July 2021 Through 30 June 2022

Monsax Pty Ltd

<Arnold Super Fund A/C>

Units	Taxable Date	Franked Dividend	Imputation Credit	Other Income	Foreign Income	Discount Capital Gain	CGT Concession	Total Taxable	Tax		Non - Res W/Holding	AMIT CBA
									Deferred	Return of Capital		
MXT - METRICS MASTER												
		Unfranked Dividend	Rental Income	Interest	Foreign Tax Credits	Capital Gain Other	Capital Gain Tax Credits		Tax Free	LIC Capital	Other Non Taxable	AMIT CGU
127,059	30-Jul-21			256.03				749.64			749.64	
127,059	31-Aug-21			493.61				851.29			851.29	
127,059	30-Sep-21			290.75				813.18			813.18	
127,059	29-Oct-21			560.54				864.00			864.00	
127,059	30-Nov-21			277.73				940.24			940.24	
127,059	31-Dec-21			535.45				978.36			978.36	
127,059	31-Jan-22			295.09				940.24			940.24	
127,059	28-Feb-22			568.91				851.29			851.29	
127,059	31-Mar-22			321.13				914.83			914.83	
127,059	29-Apr-22			619.11				914.83			914.83	
127,059				334.15								
127,059				644.21								
127,059				321.13								
127,059				619.11								
127,059				290.75								
127,059				560.54								
127,059				312.45								
127,059				602.38								
127,059				312.45								
127,059				602.38								

Adviser Name: Matthew Rivett
Location: SYDNEY
Phone No: (02) 8216 6392
Account No: 1148966

* As at the ex-dividend date, this security has been held for less than 45 days. Please review this transaction as the investor may not be entitled to any imputation credit.

While Ord Minnett believes that the information contained herein is reliable, no warranty is given as to its accuracy or the accuracy of information or material from other sources and persons who rely on it do so at their own risk. Accordingly you should satisfy yourself as to the correctness or otherwise of the statements contained herein.

Ord Minnett Limited AFS Licence 237121 ABN 86 002 733 048 A Market Participant of the Australian Stock Exchange Limited

ORD MINNETT

INVESTMENT INCOME RECEIVED (ANNUAL TAX)

From 1 July 2021 Through 30 June 2022

Monsax Pty Ltd

<Arnold Super Fund A/C>

Units	Taxable Date	Franked Dividend	Imputation Credit	Other Income	Foreign Income	Discount Capital Gain	CGT Concession	Total Taxable	Tax Deferred		Non - Res W/Holding	AMIT CBA
									Return of Capital	Gross Income		
		Unfranked Dividend	Rental Income	Interest	Foreign Tax Credits	Capital Gain Other	Capital Gain Tax Credits		Tax Free	Other Non Taxable	TFN Amounts	AMIT CGU
127,059	31-May-22			373.20				1,092.70		1,092.70		
				719.50								
127,059	30-Jun-22			390.56				1,143.53		1,143.53		
				752.97								
Sub Total				3,775.42				11,054.13		11,054.13		
Sub Total				7,278.71								

Adviser Name: Matthew Rivett
Location: SYDNEY
Phone No: (02) 8216 6392
Account No: 1148966

* As at the ex-dividend date, this security has been held for less than 45 days. Please review this transaction as the investor may not be entitled to any imputation credit.

While Ord Minnett believes that the information contained herein is reliable, no warranty is given as to its accuracy or the accuracy of information or material from other sources and persons who rely on it do so at their own risk. Accordingly you should satisfy yourself as to the correctness or otherwise of the statements contained herein.

Ord Minnett Limited AFS Licence 237121 ABN 86 002 733 048 A Market Participant of the Australian Stock Exchange Limited

ORD MINNETT

INVESTMENT INCOME RECEIVED (ANNUAL TAX)

From 1 July 2021 Through 30 June 2022

Monsax Pty Ltd

<Arnold Super Fund A/C>

Units	Taxable Date	Franked Dividend	Imputation Credit	Other Income	Foreign Income	Discount Capital Gain	CGT Concession	Total Taxable	Tax			AMIT CBA	
									Deferred	Return of Capital	Gross Income		Non - Res W/Holding
									Tax Free	LIC Capital	Other Non Taxable	TFN Amounts	AMIT CGU
OMMACA - ORD MINNETT ACCELERATOR CASH ACCOUNT													
85,905	01-Jul-21							6.53			6.53		
190,270	01-Aug-21			6.53				8.05			8.05		
108,669	01-Sep-21			8.05				15.96			15.96		
90,814	01-Oct-21			15.96				7.26			7.26		
114,887	01-Nov-21			7.26				7.91			7.91		
90,868	01-Dec-21			7.91				9.13			9.13		
10,898	01-Jan-22			9.13				3.19			3.19		
24,933	01-Feb-22			3.19				0.97			0.97		
57,207	01-Mar-22			0.97				1.89			1.89		
Sub Total				1.89				60.89			60.89		

Adviser Name: Matthew Rivett
Location: SYDNEY
Phone No: (02) 8216 6392
Account No: 1148966

* As at the ex-dividend date, this security has been held for less than 45 days. Please review this transaction as the investor may not be entitled to any imputation credit.

Ord Minnett Limited AFS Licence 237121 ABN 86 002 733 048 A Market Participant of the Australian Stock Exchange Limited

While Ord Minnett believes that the information contained herein is reliable, no warranty is given as to its accuracy or the accuracy of information or material from other sources and persons who rely on it do so at their own risk. Accordingly you should satisfy yourself as to the correctness or otherwise of the statements contained herein.

ORD MINNETT

INVESTMENT INCOME RECEIVED (ANNUAL TAX)

From 1 July 2021 Through 30 June 2022

Monsax Pty Ltd

<Arnold Super Fund A/C>

Units	Taxable Date	Franked Dividend	Imputation Credit	Other Income	Foreign Income	Discount Capital Gain	CGT Concession	Total Taxable	Tax			AMIT CBA	
									Deferred	Return of Capital	Gross Income		Non - Res W/Holding
		Unfranked Dividend	Rental Income	Interest	Foreign Tax Credits	Capital Gain Other	Capital Gain Tax Credits		Tax Free	LIC Capital	Other Non Taxable	TFN Amounts	
Sub Total				60.89									
OMMCMT - ORD MINNETT CASH MANAGEMENT TRUST													
144,698	31-Mar-22			2.03				2.03			2.03		
348,145	30-Jun-22			60.49				60.49			60.49		
Sub Total				62.52				62.52			62.52		
Sub Total													

Adviser Name: Matthew Rivett
Location: SYDNEY
Phone No: (02) 8216 6392
Account No: 1148966

* As at the ex-dividend date, this security has been held for less than 45 days. Please review this transaction as the investor may not be entitled to any imputation credit.

While Ord Minnett believes that the information contained herein is reliable, no warranty is given as to its accuracy or the accuracy of information or material from other sources and persons who rely on it do so at their own risk. Accordingly you should satisfy yourself as to the correctness or otherwise of the statements contained herein.

Ord Minnett Limited AFS Licence 237121 ABN 86 002 733 048 A Market Participant of the Australian Stock Exchange Limited

ORD MINNETT

INVESTMENT INCOME RECEIVED (ANNUAL TAX)

From 1 July 2021 Through 30 June 2022

Monsax Pty Ltd

<Arnold Super Fund A/C>

Units	Taxable Date	Franked Dividend	Imputation Credit	Other Income	Foreign Income	Discount Capital Gain	CGT Concession	Total Taxable	Tax Deferred		Return of Capital	Gross Income	Non - Res W/Holding	AMIT CBA
									Tax Free	Other Non Taxable				
		Unfranked Dividend	Rental Income	Interest Income	Foreign Tax Credits	Capital Gain Other	Capital Gain Tax Credits		Tax Free	Other Non Taxable	LIC Capital	Other Non Taxable	TFN Amounts	AMIT CGU
PGG - PARTNERS GRP GLOBAL														
179,000	30-Jul-21				1,197.27			1,197.27				1,197.27		(25.87)
179,000	31-Aug-21				1,197.27			1,197.27				1,197.27		(25.87)
179,000	30-Sep-21				1,197.27			1,197.27				1,197.27		(25.87)
179,000	29-Oct-21				1,197.27			1,197.27				1,197.27		(25.87)
179,000	30-Nov-21				1,197.27			1,197.27				1,197.27		(25.87)
179,000	31-Dec-21				1,197.27			1,197.27				1,197.27		(25.87)
179,000	31-Jan-22				1,197.27			1,197.27				1,197.27		(25.87)
179,000	28-Feb-22				1,197.27			1,197.27				1,197.27		(25.87)
179,000	31-Mar-22				1,197.27			1,197.27				1,197.27		(25.87)
179,000	29-Apr-22				1,197.27			1,197.27				1,197.27		(25.87)

Adviser Name: *Matthew Rivett*
 Location: *SYDNEY*
 Phone No: *(02) 8216 6392*
 Account No: *1148966*

* As at the ex-dividend date, this security has been held for less than 45 days. Please review this transaction as the investor may not be entitled to any imputation credit.

Ord Minnett Limited AFS Licence 237121 ABN 86 002 733 048 A Market Participant of the Australian Stock Exchange Limited

While Ord Minnett believes that the information contained herein is reliable, no warranty is given as to its accuracy or the accuracy of information or material from other sources and persons who rely on it do so at their own risk. Accordingly you should satisfy yourself as to the correctness or otherwise of the statements contained herein.

ORD MINNETT

INVESTMENT INCOME RECEIVED (ANNUAL TAX)

From 1 July 2021 Through 30 June 2022

Monsax Pty Ltd

<Arnold Super Fund A/C>

Units	Taxable Date	Franked Dividend	Imputation Credit	Other Income	Foreign Income	Discount Capital Gain	CGT Concession	Total Taxable	Tax Deferred		Return of Capital		Gross Income		Non - Res W/Holding		AMIT CBA	
									Tax Free	LIC Capital	Other Non Taxable	TFN Amounts	AMIT CGU					
179,000	31-May-22				1,263.21			1,263.21					1,263.21					(27.29)
179,000	30-Jun-22				2,910.63			2,910.63					2,910.63					(62.89)
Sub Total					16,146.54			16,146.54					16,146.54		348.88			(348.88)
RF1 - REGAL INVEST FUND																		
100,000	31-Dec-21	147.15	447.43	79.37		3,377.90	3,377.90	6,910.43					10,288.33					(159.10)
		124.23		4.54		2,729.81							159.10					
100,000	30-Jun-22	435.01	1,322.74	234.69		9,986.15	9,986.15	20,429.50					30,415.65					(470.30)
		367.27		13.40		8,070.24							470.30					
Sub Total		582.16	1,770.17	314.06		13,364.05	13,364.05	27,339.93					40,703.98		629.40			(629.40)
Sub Total		491.50		17.94		10,800.05							40,703.98		629.40			(629.40)
Distributions Total		7,180.55	4,598.06	12,068.32	31,425.73	13,617.25	13,617.25	96,235.71	13,943.11	165,958.59	289,754.66	4,019.49	40,703.98		629.40			(4,019.49)

Adviser Name: Matthew Rivett
Location: SYDNEY
Phone No: (02) 8216 6392
Account No: 1148966

* As at the ex-dividend date, this security has been held for less than 45 days. Please review this transaction as the investor may not be entitled to any imputation credit.
While Ord Minnett believes that the information contained herein is reliable, no warranty is given as to its accuracy or the accuracy of information or material from other sources and persons who rely on it do so at their own risk. Accordingly you should satisfy yourself as to the correctness or otherwise of the statements contained herein.

Ord Minnett Limited AFS Licence 237121 ABN 86 002 733 048 A Market Participant of the Australian Stock Exchange Limited

ORD MINNETT

INVESTMENT INCOME RECEIVED (ANNUAL TAX)

From 1 July 2021 Through 30 June 2022

Monsax Pty Ltd

<Arnold Super Fund A/C>

Units	Taxable Date	Franked Dividend	Imputation Credit	Other Income	Foreign Income	Discount Capital Gain	CGT Concession	Total Taxable	Tax			AMIT CBA	
									Deferred	Return of Capital	Gross Income		Non - Res W/Holding
		Unfranked Dividend	Rental Income	Interest	Foreign Tax Credits	Capital Gain Other	Capital Gain Tax Credits		Tax Free	LIC Capital	Other Non Taxable	TFN Amounts	
DIVIDENDS													
AMC - AMCOR PLC													
3,000	28-Sep-21	477.90						477.90			477.90		
3,000	14-Dec-21	480.30						480.30			480.30		
3,000	15-Mar-22	505.50						505.50			505.50		
3,000	14-Jun-22	500.40						500.40			500.40		
Sub Total		1,964.10						1,964.10			1,964.10		
AWC - ALUMINA LIMITED													
18,000	15-Sep-21	836.70	358.58					1,195.28			1,195.28		
18,000	17-Mar-22	702.00	300.86					1,002.86			1,002.86		
Sub Total		1,538.70	659.44					2,198.14			2,198.14		

Adviser Name: Matthew Rivett
 Location: SYDNEY
 Phone No: (02) 8216 6392
 Account No: 1148966

* As at the ex-dividend date, this security has been held for less than 45 days. Please review this transaction as the investor may not be entitled to any imputation credit.

Ord Minnett Limited AFS Licence 237121 ABN 86 002 733 048 A Market Participant of the Australian Stock Exchange Limited

While Ord Minnett believes that the information contained herein is reliable, no warranty is given as to its accuracy or the accuracy of information or material from other sources and persons who rely on it do so at their own risk. Accordingly you should satisfy yourself as to the correctness or otherwise of the statements contained herein.

ORD MINNETT

INVESTMENT INCOME RECEIVED (ANNUAL TAX)

From 1 July 2021 Through 30 June 2022

Monsax Pty Ltd

<Arnold Super Fund A/C>

Units	Taxable Date	Franked Dividend	Imputation Credit	Other Income	Foreign Income	Discount Capital Gain	CGT Concession	Total Taxable	Tax Deferred		Non - Res W/Holding	AMIT CBA
									Return of Capital	Gross Income		
		Unfranked Dividend	Rental Income	Interest Income	Foreign Tax Credits	Capital Gain Other	Capital Gain Tax Credits		Tax Free	Other Non Taxable	TFN Amounts	AMIT CGU
BHP - BHP GROUP LIMITED												
2,250	21-Sep-21	6,109.35	2,618.30					8,727.65		8,727.65		
2,250	28-Mar-22	4,681.26	2,006.25					6,687.51		6,687.51		
3,600	01-Jun-22	19,344.00	8,290.29					27,634.29		27,634.29		
Sub Total		30,134.61	12,914.84					43,049.45		43,049.45		
CBA - COMMONWEALTH BANK.												
120	29-Sep-21	240.00	102.86					342.86		342.86		
	08-Oct-21	8,035.20	3,443.66					11,478.86		11,478.86		
Sub Total		8,275.20	3,546.52					11,821.72		11,821.72		
CIM - CIMIC GROUP LTD												
1,500	05-Jul-21	180.00	77.14					977.14		977.14		
		720.00										
	07-Oct-21	126.00	54.00					684.00		684.00		
		504.00										
Sub Total		306.00	131.14					1,661.14		1,661.14		
Sub Total		1,224.00										

Adviser Name: Matthew Rivett

Location: SYDNEY

Phone No: (02) 8216 6392

Account No: 1148966

* As at the ex-dividend date, this security has been held for less than 45 days. Please review this transaction as the investor may not be entitled to any imputation credit.

Ord Minnett Limited AFS Licence 237121 ABN 86 002 733 048 A Market Participant of the Australian Stock Exchange Limited

While Ord Minnett believes that the information contained herein is reliable, no warranty is given as to its accuracy or the accuracy of information or material from other sources and persons who rely on it do so at their own risk. Accordingly you should satisfy yourself as to the correctness or otherwise of the statements contained herein.

ORD MINNETT

INVESTMENT INCOME RECEIVED (ANNUAL TAX)

From 1 July 2021 Through 30 June 2022

Monsax Pty Ltd

<Arnold Super Fund A/C>

Units	Taxable Date	Franked Dividend	Imputation Credit	Other Income	Foreign Income	Discount Capital Gain	CGT Concession	Total Taxable	Tax			AMIT CBA	
									Deferred	Return of Capital	Gross Income		Non - Res W/Holding
		Unfranked Dividend	Rental Income	Interest	Foreign Tax Credits	Capital Gain Other	Capital Gain Tax Credits		Tax Free	LIC Capital	Other Non Taxable	TFN Amounts	
COL - COLES GROUP													
3,200	28-Sep-21	896.00	384.00					1,280.00			1,280.00		
3,200	31-Mar-22	1,056.00	452.57					1,508.57			1,508.57		
Sub Total		1,952.00	836.57					2,788.57			2,788.57		
CSL - CSL LIMITED													
200	30-Sep-21	31.79	13.63					331.56			331.56		
400	06-Apr-22	286.14						569.16			569.16		
Sub Total		31.79	13.63					900.72			900.72		
Sub Total		855.30											
FMG - FORTESCUE METALS GRP													
1,400	30-Sep-21	2,954.00	1,266.00					4,220.00			4,220.00		
1,400	30-Mar-22	1,204.00	516.00					1,720.00			1,720.00		
Sub Total		4,158.00	1,782.00					5,940.00			5,940.00		

Adviser Name: Matthew Rivett

Location: SYDNEY

Phone No: (02) 8216 6392

Account No: 1148966

* As at the ex-dividend date, this security has been held for less than 45 days. Please review this transaction as the investor may not be entitled to any imputation credit.

Ord Minnett Limited AFS Licence 237121 ABN 86 002 733 048 A Market Participant of the Australian Stock Exchange Limited

While Ord Minnett believes that the information contained herein is reliable, no warranty is given as to its accuracy or the accuracy of information or material from other sources and persons who rely on it do so at their own risk. Accordingly you should satisfy yourself as to the correctness or otherwise of the statements contained herein.

ORD MINNETT

INVESTMENT INCOME RECEIVED (ANNUAL TAX)

From 1 July 2021 Through 30 June 2022

Monsax Pty Ltd

<Arnold Super Fund A/C>

Units	Taxable Date	Franked Dividend	Imputation Credit	Other Income	Foreign Income	Discount Capital Gain	CGT Concession	Total Taxable	Tax		Gross Income	Non - Res W/Holding	AMIT CBA
									Deferred	Return of Capital			
		Unfranked Dividend	Rental Income	Interest	Foreign Tax Credits	Capital Gain Other	Capital Gain Tax Credits		Tax Free	LIC Capital	Other Non Taxable	TFN Amounts	AMIT CGU
HMC - HOME CO LIMITED													
11,940	01-Oct-21	358.20	153.51					869.91			869.91		
		358.20											
11,940	07-Apr-22	716.40	307.03					1,023.43			1,023.43		
Sub Total		1,074.60	460.54					1,893.34			1,893.34		
Sub Total		358.20											
JBH - JB HI-FI LIMITED													
	11-Mar-22	228.20	97.80					326.00			326.00		
	20-Apr-22	5,861.80	2,512.20					8,374.00			8,374.00		
Sub Total		6,090.00	2,610.00					8,700.00			8,700.00		
KLS - KELSIAN GROUP LTD													
5,500	06-Oct-21	495.00	212.14					707.14			707.14		
5,500	31-Mar-22	385.00	165.00					550.00			550.00		
Sub Total		880.00	377.14					1,257.14			1,257.14		

Adviser Name: Matthew Rivett

Location: SYDNEY

Phone No: (02) 8216 6392

Account No: 1148966

* As at the ex-dividend date, this security has been held for less than 45 days. Please review this transaction as the investor may not be entitled to any imputation credit.

Ord Minnett Limited AFS Licence 237121 ABN 86 002 733 048 A Market Participant of the Australian Stock Exchange Limited

While Ord Minnett believes that the information contained herein is reliable, no warranty is given as to its accuracy or the accuracy of information or material from other sources and persons who rely on it so at their own risk. Accordingly you should satisfy yourself as to the correctness or otherwise of the statements contained herein.

ORD MINNETT

INVESTMENT INCOME RECEIVED (ANNUAL TAX)

From 1 July 2021 Through 30 June 2022

Monsax Pty Ltd

<Arnold Super Fund A/C>

Units	Taxable Date	Franked Dividend	Imputation Credit	Other Income	Foreign Income	Discount Capital Gain	CGT Concession	Total Taxable	Tax Deferred		Non - Res W/Holding	AMIT CBA
									Return of Capital	Gross Income		
		Unfranked Dividend	Rental Income	Interest Income	Foreign Tax Credits	Capital Gain Other	Capital Gain Tax Credits		Tax Free	Other Non Taxable	TFN Amounts	AMIT CGU
MFG - MAGELLAN FIN GRP LTD												
2,100	23-Sep-21	1,797.07	770.18					3,166.28		3,166.28		
		599.03										
2,100	08-Mar-22	1,734.07	743.18					3,055.28		3,055.28		
		578.03										
Sub Total		3,531.14	1,513.36					6,221.56		6,221.56		
Sub Total		1,177.06										
MQG - MACQUARIE GROUP LTD												
300	02-Jul-21	402.00	172.29					1,177.29		1,177.29		
		603.00										
300	14-Dec-21	326.40	139.89					955.89		955.89		
		489.60										
Sub Total		728.40	312.18					2,133.18		2,133.18		
Sub Total		1,092.60										
NST - NORTHERN STAR												
7,000	29-Mar-22	700.00	300.00					1,000.00		1,000.00		
		700.00	300.00					1,000.00		1,000.00		
Sub Total		700.00	300.00					1,000.00		1,000.00		

Adviser Name: Matthew Rivett
Location: SYDNEY
Phone No: (02) 8216 6392
Account No: 1148966

* As at the ex-dividend date, this security has been held for less than 45 days. Please review this transaction as the investor may not be entitled to any imputation credit.

Ord Minnett Limited AFS Licence 237121 ABN 86 002 733 048 A Market Participant of the Australian Stock Exchange Limited

While Ord Minnett believes that the information contained herein is reliable, no warranty is given as to its accuracy or the accuracy of information or material from other sources and persons who rely on it do so at their own risk. Accordingly you should satisfy yourself as to the correctness or otherwise of the statements contained herein.

ORD MINNETT

INVESTMENT INCOME RECEIVED (ANNUAL TAX)

From 1 July 2021 Through 30 June 2022

Monsax Pty Ltd

<Arnold Super Fund A/C>

Units	Taxable Date	Franked Dividend	Imputation Credit	Other Income	Foreign Income	Discount Capital Gain	CGT Concession	Total Taxable	Tax			AMIT CBA	
									Deferred	Return of Capital	Gross Income		Non - Res W/Holding
		Unfranked Dividend	Rental Income	Interest	Foreign Tax Credits	Capital Gain Other	Capital Gain Tax Credits		Tax Free	LIC Capital	Other Non Taxable	TFN Amounts	
PAC - PACIFIC GRP LTD													
5,000	07-Oct-21	1,300.00	557.14					1,857.14			1,857.14		
5,000	14-Apr-22	750.00	321.43					1,071.43			1,071.43		
Sub Total		2,050.00	878.57					2,928.57			2,928.57		
RIO - RIO TINTO LIMITED													
* 1,220	23-Sep-21	6,214.92	2,663.54					8,878.46			8,878.46		
* 1,220	23-Sep-21	3,057.81	1,310.49					4,368.30			4,368.30		
1,220	21-Apr-22	1,046.76	448.61					1,495.37			1,495.37		
1,220	21-Apr-22	7,039.89	3,017.09					10,056.98			10,056.98		
Sub Total		17,359.38	7,439.73					24,799.11			24,799.11		
SIQ - SMARTGRP CORPORATION													
8,000	16-Sep-21	1,400.00	600.00					2,000.00			2,000.00		
8,000	23-Mar-22	2,400.00	1,028.57					3,428.57			3,428.57		
8,000	23-Mar-22	1,520.00	651.43					2,171.43			2,171.43		
Sub Total		5,320.00	2,280.00					7,600.00			7,600.00		

Adviser Name: Matthew Rivett
 Location: SYDNEY
 Phone No: (02) 8216 6392
 Account No: 1148966

* As at the ex-dividend date, this security has been held for less than 45 days. Please review this transaction as the investor may not be entitled to any imputation credit.

Ord Minnett Limited AFS Licence 237121 ABN 86 002 733 048 A Market Participant of the Australian Stock Exchange Limited

While Ord Minnett believes that the information contained herein is reliable, no warranty is given as to its accuracy or the accuracy of information or material from other sources and persons who rely on it do so at their own risk. Accordingly you should satisfy yourself as to the correctness or otherwise of the statements contained herein.

ORD MINNETT

INVESTMENT INCOME RECEIVED (ANNUAL TAX)

From 1 July 2021 Through 30 June 2022

Monsax Pty Ltd

<Arnold Super Fund A/C>

Units	Taxable Date	Franked Dividend	Imputation Credit	Other Income	Foreign Income	Discount Capital Gain	CGT Concession	Total Taxable	Tax		Non - Res W/Holding	AMIT CBA
									Deferred	Return of Capital		
		Unfranked Dividend	Rental Income	Interest	Foreign Tax Credits	Capital Gain Other	Capital Gain Tax Credits		Tax Free	LIC Capital	Other Non Taxable	AMIT CGU
TLS - TELSTRA CORPORATION.												
*	27,000	23-Sep-21	810.00	347.14				1,157.14			1,157.14	
*	27,000	23-Sep-21	1,350.00	578.57				1,928.57			1,928.57	
	27,000	01-Apr-22	540.00	231.43				771.43			771.43	
	27,000	01-Apr-22	1,620.00	694.29				2,314.29			2,314.29	
Sub Total			4,320.00	1,851.43				6,171.43			6,171.43	
WBC - WESTPAC BANKING CORP												
	4,100	21-Dec-21	2,460.00	1,054.29				3,514.29			3,514.29	
	4,100	24-Jun-22	2,501.00	1,071.86				3,572.86			3,572.86	
Sub Total			4,961.00	2,126.15				7,087.15			7,087.15	
WOW - WOOLWORTHS GROUP LTD												
*	180	08-Oct-21	99.00	42.43				141.43			141.43	
		21-Oct-21	5,427.00	2,325.86				7,752.86			7,752.86	
Sub Total			5,526.00	2,368.29				7,894.29			7,894.29	

Adviser Name: Matthew Rivett
 Location: SYDNEY
 Phone No: (02) 8216 6392
 Account No: 1148966

* As at the ex-dividend date, this security has been held for less than 45 days. Please review this transaction as the investor may not be entitled to any imputation credit.

Ord Minnett Limited AFS Licence 237121 ABN 86 002 733 048 A Market Participant of the Australian Stock Exchange Limited

While Ord Minnett believes that the information contained herein is reliable, no warranty is given as to its accuracy or the accuracy of information or material from other sources and persons who rely on it do so at their own risk. Accordingly you should satisfy yourself as to the correctness or otherwise of the statements contained herein.

ORD MINNETT

INVESTMENT INCOME RECEIVED (ANNUAL TAX)

From 1 July 2021 Through 30 June 2022

Monsax Pty Ltd

<Arnold Super Fund A/C>

Units	Taxable Date	Franked Dividend	Imputation Credit	Other Income	Foreign Income	Discount Capital Gain	CGT Concession	Total Taxable	Tax Deferred		Return of Capital		Gross Income	Non - Res W/Holding	AMIT CBA
									Tax Free	LIC Capital	Other Non Taxable	TFN Amounts			
Dividends Total		98,936.82	42,401.53					148,009.61					148,009.61		
		6,671.26													
TOTAL															
		106,117.37	46,999.59	12,068.32	31,425.73	13,617.25	13,617.25	244,245.32	13,943.11	165,958.59	437,764.27		437,764.27		(4,019.49)
		15,696.30		7,520.71		10,800.05					4,019.49		4,019.49		

Adviser Name: Matthew Rivett

Location: SYDNEY

Phone No: (02) 8216 6392

Account No: 1148966

* As at the ex-dividend date, this security has been held for less than 45 days. Please review this transaction as the investor may not be entitled to any imputation credit.

Ord Minnett Limited AFS Licence 237121 ABN 86 002 733 048 A Market Participant of the Australian Stock Exchange Limited

While Ord Minnett believes that the information contained herein is reliable, no warranty is given as to its accuracy or the accuracy of information or material from other sources and persons who rely on it do so at their own risk. Accordingly you should satisfy yourself as to the correctness or otherwise of the statements contained herein.

17 AQUANA
9/1264

UPSTATE

My Asset Management Pty Ltd
PO Box 1785, Dee Why NSW 2099
Ph: 9971 9000 Fax: 9982 6446
ABN: 79 427 056 172

The Arnold Super Fund
Unit 7/22-26 The Avenue
Collaroy NSW 2097

Ref: ARNOLD12
Page: 1

The Arnold Super Fund Owner Income & Expenditure for July 2021 to June 2022

	Jul	Aug	Sep	Oct	Nov	Dec	Jan	Feb	Mar	Apr	May	Jun	Tot
Property: 12/1271 Pittwater Road Narrabeen NSW 2101													
Balance Brought Forward													
	0.00	0.00	0.00	0.00	0.00	0.00	0.00	2556.92	0.00	0.00	859.56	0.00	0.00
Income													
101 Rent	2867.86	2867.86	2867.86	2867.86	2867.86	2867.86	2867.86	2867.86	0.00	1433.93	0.00	0.00	24376.81
140 Contributions From Owner	0.00	0.00	0.00	0.00	0.00	0.00	0.00	953.21	0.00	0.00	0.00	0.00	953.21
	2867.86	2867.86	2867.86	2867.86	2867.86	2867.86	2867.86	3821.07	0.00	1433.93	0.00	0.00	25330.02
Expenditure													
201 Municipal Rates	0.00	366.60	0.00	0.00	366.40	0.00	0.00	366.40	0.00	0.00	366.40	0.00	1465.80
202 Water Rates	150.99	0.00	0.00	150.99	0.00	0.00	147.71	0.00	0.00	0.00	149.35	0.00	599.04
331 R & M - Electrical	0.00	0.00	159.50	0.00	0.00	0.00	0.00	0.00	0.00	0.00	0.00	0.00	159.50
332 R & M - General	0.00	0.00	0.00	0.00	0.00	0.00	0.00	0.00	0.00	490.00	0.00	0.00	490.00
401 Income & Expenditure	18.18	0.00	0.00	0.00	0.00	0.00	0.00	0.00	0.00	0.00	0.00	0.00	18.18
411 Strata Levies	0.00	0.00	1552.30	0.00	0.00	0.00	0.00	3104.60	0.00	0.00	0.00	0.00	4656.90
419 GST on fees													

1591.43
1552.30
6.40
(45.93)
\$ 3104.60

UPSTATE

My Asset Management Pty Ltd
PO Box 1785, Dee Why NSW 2099
Ph: 9971 9000 Fax: 9982 6446
ABN: 79 427 056 172

The Arnold Super Fund
Unit 7/22-26 The Avenue
Collaroy NSW 2097

Ref: ARNOLD12
Page: 2

The Arnold Super Fund Owner Income & Expenditure for July 2021 to June 2022

	Jul	Aug	Sep	Oct	Nov	Dec	Jan	Feb	Mar	Apr	May	Jun	Tot
	16.66	14.84	14.84	14.84	14.84	14.84	14.84	14.84	0.00	7.67	0.50	0.00	128.71
481 Management Fees	143.39	143.39	143.39	143.39	143.39	143.39	143.39	143.39	0.00	71.70	0.00	0.00	1218.82
483 Postage	5.00	5.00	5.00	5.00	5.00	5.00	5.00	5.00	0.00	5.00	5.00	0.00	50.00
	334.22	529.83	1875.03	314.22	529.63	163.23	310.94	3634.23	0.00	574.37	521.25	0.00	8786.95
Carried Forward	0.00	0.00	0.00	0.00	0.00	0.00	2556.92	0.00	0.00	859.56	0.00	0.00	0.00
Net Income	2533.64	2338.03	992.83	2553.64	2338.23	2704.63	0.00	2743.76	0.00	0.00	338.31	0.00	16543.07

UPSTATE

My Asset Management Pty Ltd
 PO Box 1785, Dee Why NSW 2099
 Ph: 9971 9000 Fax: 9982 6446
 ABN: 79 427 056 172

The Arnold Super Fund
 Unit 7/22-26 The Avenue,
 Collaroy NSW 2097

Ref: ARNOLD
 Page: 1

The Arnold Super Fund Owner Income & Expenditure for July 2021 to June 2022

	Jul	Aug	Sep	Oct	Nov	Dec	Jan	Feb	Mar	Apr	May	Jun	Tot
Property: 8/1264 Pittwater Road NARRABEEN NSW 2101													
Balance Brought Forward													
	0.00	0.00	0.00	0.00	0.00	0.00	0.00	0.00	0.00	0.00	0.00	0.00	0.00
Income													
101 Rent	3900.00	2600.00	2600.00	2600.00	2600.00	2600.00	6837.10	0.00	2800.00	2800.00	2800.00	3500.00	35637.10
161 Outgoings Recovered - General	0.00	0.00	0.00	0.00	0.00	0.00	0.00	0.00	121.00	0.00	0.00	0.00	121.00
	3900.00	2600.00	2600.00	2600.00	2600.00	2600.00	6837.10	0.00	2921.00	2800.00	2800.00	3500.00	35758.10
Expenditure													
201 Municipal Rates	0.00	366.60	0.00	0.00	366.40	0.00	0.00	0.00	733.21	-366.81	366.81	0.00	1466.21
202 Water Rates	150.99	0.00	0.00	150.99	0.00	0.00	147.71	0.00	0.00	0.00	149.35	0.00	599.04
251 Cleaning	0.00	0.00	0.00	0.00	0.00	0.00	0.00	0.00	121.00	0.00	0.00	0.00	121.00
321 Pest Control	0.00	0.00	0.00	0.00	0.00	0.00	0.00	0.00	390.00	-195.00	0.00	0.00	195.00
331 R & M - Electrical	0.00	0.00	0.00	0.00	0.00	0.00	0.00	0.00	203.50	0.00	0.00	0.00	203.50
332 R & M - General	0.00	0.00	0.00	0.00	0.00	858.00	0.00	0.00	0.00	0.00	0.00	0.00	858.00

Please find attached an updated Income and Expenditure statement for Financial year ending 2022

UPSTATE

My Asset Management Pty Ltd
 PO Box 1785, Dee Why NSW 2099
 Ph: 9971 9000 Fax: 9982 6446
 ABN: 79 427 056 172

The Arnold Super Fund
 Unit 7/22-26 The Avenue,
 Collaroy NSW 2097

Ref: ARNOLD
 Page: 2

The Arnold Super Fund Owner Income & Expenditure for July 2021 to June 2022

	Jul	Aug	Sep	Oct	Nov	Dec	Jan	Feb	Mar	Apr	May	Jun	Tot
336 R & M - Plumbing	0.00	0.00	0.00	0.00	0.00	125.00	0.00	0.00	0.00	324.50	0.00	0.00	449.50
401 Income & Expenditure	18.18	0.00	0.00	0.00	0.00	0.00	0.00	0.00	0.00	0.00	0.00	0.00	18.18
411 Strata Levies	0.00	0.00	962.85	0.00	0.00	0.00	962.85	0.00	962.85	0.00	0.00	962.85	3851.40
414 Lease Fees	0.00	0.00	0.00	0.00	0.00	0.00	803.00	0.00	0.00	0.00	0.00	0.00	803.00
416 Advertising	0.00	0.00	0.00	0.00	0.00	0.00	510.00	0.00	0.00	0.00	0.00	0.00	510.00
419 GST on fees	21.32	13.00	13.00	13.00	13.00	13.00	34.19	0.00	14.00	14.00	14.00	17.50	180.01
481 Management Fees	195.00	130.00	130.00	130.00	130.00	130.00	341.86	0.00	140.00	140.00	140.00	175.00	1781.86
	385.49	509.60	1105.85	293.99	509.40	1126.00	2799.61	0.00	2564.56	-83.31	670.16	1155.35	11036.70
										195.00			
										300.00			
										~ Returns			
Carried Forward	0.00	0.00	0.00	0.00	0.00	0.00	0.00	0.00	0.00	0.00	0.00	0.00	0.00
Net Income	3514.51	2090.40	1494.15	2306.01	2090.60	1474.00	4037.49	0.00	356.44	2883.31	2129.84	2344.65	24721.40

UPSTATE

My Asset Management Pty Ltd
PO Box 1785, Dee Why NSW 2099
Ph: 9971 9000 Fax: 9982 6446
ABN: 79 427 056 172

The Arnold Super Fund
Unit 7/22-26 The Avenue,
Collaroy NSW 2097

Ref: ARNOLD
Page: 3

The Arnold Super Fund Owner Income & Expenditure for July 2021 to June 2022

Jul	Aug	Sep	Oct	Nov	Dec	Jan	Feb	Mar	Apr	May	Jun	Tot
-----	-----	-----	-----	-----	-----	-----	-----	-----	-----	-----	-----	-----

Please find attached an updated Income and Expenditure statement for financial year ending 2022

Invoice Date
13 Jan 2022

Invoice Number
INV-9272

TAX INVOICE

The Arnold Superannuation Fund
Unit 7 22-26 The Avenue
COLLARROY NSW 2097
AUSTRALIA

Description	Quantity	Unit Price	GST Amount AUD	
SF, Preparation and Lodgement of financial Accounts for the Self-Managed Superannuation Fund for the period ended 30th June 2021.	1.00	5,025.00	10%	5,025.00
ASF, Audit of Self-Managed Superannuation Fund and calculation of minimum pension.	1.00	1,675.00	10%	1,675.00
ACT, Actuary Certificate - Peter Vere	1.00	180.00	10%	180.00
			Subtotal	6,880.00
			Total GST 10%	688.00
			Invoice Total AUD	7,568.00
			Total Net Payments AUD	7,568.00
			Amount Due AUD	0.00

PAYMENT ADVICE

To: Pacific Ridge Capital
PO BOX 613
BALGOWLAH NSW 2093
AUSTRALIA
Due Date: 20 Jan 2022

Pacific Ridge Capital
BSB: 032-101
ACCOUNT NO: 148238

Customer The Arnold Superannuation Fund

Invoice Number INV-9272

Amount Due 0.00

Due Date 20 Jan 2022

Amount Enclosed

Enter the amount you are paying above

ORD MINNETT

EXPENSE SUMMARY

From 01 July 2021 Through 30 June 2022

Monsax Pty Ltd
<Arnold Super Fund A/C>

Date	Description	Net Amount	GST	Gross Amount
	Management Fee			
7-Jul-2021	PARS Fee 01Jun2021 to 30Jun2021	2,679.45	267.94	2,947.39
6-Aug-2021	PARS Fee 01Jul2021 to 31Jul2021	2,758.22	275.82	3,034.04
7-Sep-2021	PARS Fee 01Aug2021 to 31Aug2021	2,878.97	287.90	3,166.87
8-Oct-2021	PARS Fee 01Sep2021 to 30Sep2021	2,858.32	285.83	3,144.15
5-Nov-2021	PARS Fee 01Oct2021 to 31Oct2021	2,873.48	287.35	3,160.83
7-Dec-2021	PARS Fee 01Nov21 to 30Nov21	2,754.52	275.45	3,029.97
10-Jan-2022	PARS Fee 01Dec21 to 31Dec21	2,873.95	287.40	3,161.35
8-Feb-2022	PARS Fee 01Jan2022 to 31Jan2022	2,892.10	289.21	3,181.31
7-Mar-2022	PARS Fee 01Feb2022 to 28Feb2022	2,606.47	260.65	2,867.12
7-Apr-2022	PARS Fee 01Mar2022 to 31Mar2022	2,894.53	289.45	3,183.98
6-May-2022	PARS Fee 01Apr2022 to 30Apr2022	2,887.61	288.76	3,176.37
7-Jun-2022	PARS Fee 01May2022 to 31May2022	3,016.67	301.67	3,318.34
	Management Fee Total	33,974.29	3,397.43	37,371.72
	TOTAL EXPENSES	33,974.29	3,397.43	37,371.72

Adviser Name: Matthew Rivett
Location: SYDNEY
Phone No: (02) 8216 6392
Account No: 1148966

Ord Minnett Limited AFS Licence 237121 ABN 86 002 733 048 A Market Participant of the Australian Stock Exchange Limited

While Ord Minnett believes that the information contained herein is reliable, no warranty is given as to its accuracy or the accuracy of information or material from other sources and persons who rely on it do so at their own risk. Accordingly you should satisfy yourself as to the correctness or otherwise of the statements contained herein.



Income tax 551

Date generated	08/11/2022
Overdue	\$0.00
Not yet due	\$0.00
Balance	\$0.00

Transactions

4 results found - from **08 November 2020** to **08 November 2022** sorted by **processed date** ordered **newest to oldest**

Processed date	Effective date	Description	Debit (DR)	Credit (CR)	Balance
13 Jan 2022	18 Jan 2022	EFT refund for Income Tax for the period from 01 Jul 20 to 30 Jun 21	\$3,468.79		\$0.00
13 Jan 2022	13 Jan 2022	Tax return Self Man Superfund - Income Tax for the period from 01 Jul 20 to 30 Jun 21		\$3,468.79	\$3,468.79 CR
16 Dec 2020	21 Dec 2020	EFT refund for Income Tax for the period from 01 Jul 19 to 30 Jun 20	\$2,946.59		\$0.00
16 Dec 2020	16 Dec 2020	Tax return Self Man Superfund - Income Tax for the period from 01 Jul 19 to 30 Jun 20		\$2,946.59	\$2,946.59 CR

THE ARNOLD SF

Trial Balance**As At 30 Jun 2022**

	Debit	As at 30 Jun 2021 Credit	Quantity	Debit	As at 30 Jun 2022 Credit	Quantity
Income						
Investment Income						
Distributions						
Managed Investments						
Legg Mason Brandywine Global Opportu	\$	0.00	7	\$	0.00	
PIMCO Capital Securities Fund - Whole	\$	14,422.22		\$	0.00	
Total Managed Investments	\$	10,462.22		\$	0.00	
Shares in Listed Companies						
Macquarie Bank Limited - Cap Note 3-Bbsw+2.00% Perp Non-Cum Red T-09-28	\$	0.00		\$	4,038.09	
Macquarie Group Limited - Cap Note 3-Bbsw+2.00% Perp Non-Cum Red T-09-27	\$	2,984.57		\$	2,984.57	
Macquarie Group Limited - Capital Notes Deferred Settlement	\$	6,948.42		\$	6,948.42	
Total Shares in Listed Companies	\$	7,697.24		\$	13,971.08	
Stapled Securities						
Dalrymple Bay Infrastructure Limited - Fully Paid Ordinary Stapled Securities	\$	0.00		\$	2,142.01	
Total Stapled Securities	\$	0.00		\$	2,142.01	
Units In Listed Unit Trusts						
Elanor Commercial Property Fund - Fully Paid Ordinary Units Stapled Securities Def Set	\$	2,409.81		\$	13,101.82	
Homeco Daily Needs REIT - Ordinary Units Fully Paid Deferred Settlement	\$	2,359.80		\$	2,359.80	
Investec Australia Property Fund - Ordinary Units Fully Paid Deferred Settlement	\$	4,664.46		\$	4,664.46	
Kkr Credit Income Fund - Ordinary Units Fully Paid	\$	2,007.00		\$	15,027.00	
Mcp Master Income Trust - Ordinary Units Fully Paid	\$	11,054.14		\$	11,054.14	
Partners Group Global Income Fund - Ordinary Units Fully Paid	\$	16,495.43		\$	16,495.43	
Regal Investment Fund - Ordinary Units Fully Paid	\$	41,333.38		\$	41,333.38	
Total Units In Listed Unit Trusts	\$	165,819.62		\$	104,036.03	
Units In Unlisted Unit Trusts						
ELANOR HEALTHCARE REAL STATE FUND	\$	5,696.35		\$	5,696.35	
Grapple Finance Trust	\$	0.00		\$	679.48	
Total Units In Unlisted Unit Trusts	\$	5,917.48		\$	6,375.83	
Total Distributions	\$	189,896.56		\$	126,524.95	
Dividends						
Shares in Listed Companies						
Alumina Limited	\$	1,941.88		\$	2,198.13	
AMP Ltd	\$	508.43		\$	0.00	
Ampol Limited	\$	9,210.64		\$	0.00	
Australia And New Zealand Banking Group Limited - Cap Note 3-Bbsw+2.70% Perp Non-Cum Red T-03-29	\$	879.49		\$	879.49	
BHP Group Limited	\$	6,640.41		\$	43,049.46	
Cimic Group Limited	\$	0.00		\$	1,661.14	
Coles Group Limited.	\$	0.00		\$	2,788.57	
Commonwealth Bank Of Australia.	\$	0.00		\$	11,821.72	
Commonwealth Bank Of Australia. - Capital Notes Deferred Settlement	\$	1,731.64		\$	1,731.64	
CSL Limited	\$	710.68		\$	900.71	
Fortescue Metals Group Ltd	\$	0.00		\$	5,940.00	
Jb Hi-Fi Limited	\$	0.00		\$	8,700.00	
Kelsian Group Limited	\$	0.00		\$	550.00	
Macquarie Group Limited	\$	0.00		\$	2,133.18	
Magellan Financial Group Limited	\$	6,080.02		\$	6,221.56	
Northern Star Resources Ltd	\$	0.00		\$	1,000.00	
Pacific Current Group Limited	\$	0.00		\$	2,928.57	
Rio Tinto Limited	\$	3,693.64		\$	24,799.12	
Sealink Travel Group Limited	\$	550.00		\$	707.14	
Smartgroup Corporation Ltd	\$	0.00		\$	7,600.00	
Telstra Corporation Ltd	\$	0.00		\$	6,171.42	
Westpac Banking Corporation	\$	0.00		\$	7,087.15	
Westpac Banking Corporation - Capital Notes Deferred Settlement	\$	0.00		\$	0.00	
Westpac Banking Corporation - Capital Notes Deferred Settlement	\$	0.00		\$	0.00	
Woolworths Limited	\$	0.00		\$	7,894.29	
Total Shares in Listed Companies	\$	39,106.74		\$	146,763.29	
Stapled Securities						
Home Consortium - Fully Paid Ordinary Stapled Securities Def Set	\$	1,893.34		\$	1,893.34	

Total Stapled Securities	\$	2,302.72	\$	1,893.34
Total Dividends	\$	41,409.46	\$	148,656.63
Foreign Income				
Foreign Dividend				
Shares in Listed Companies				
Amcor PLC - Cdi 1:1 Foreign Exempt	\$	909.90	\$	1,964.10
Total Shares in Listed Companies	\$	909.90	\$	1,964.10
Total Foreign Dividend	\$	909.90	\$	1,964.10
Total Foreign Income	\$	909.90	\$	1,964.10
Interest				
Cash and Cash Equivalents				
ING Bank -TD #6086	\$	85.44	\$	0.00
Total Cash and Cash Equivalents	\$	85.44	\$	0.00
Cash At Bank				
CBA Bank Accelerator Cash Account		210.67	\$	123.41
CBA Business Online Saver	\$	73.66	\$	13.67
ING Business Optimiser	\$	64.32	\$	10.26
Total Cash At Bank	\$	348.65	\$	147.34
Total Interest	\$	434.09	\$	147.34
Rent				
Direct Property				
12/1271 Pittwater Rd. Narrabeen	\$	34,414.32	\$	25,330.02
8/1264 Pittwater Rd. Narrabeen	\$	33,800.00	\$	35,758.10
Total Direct Property	\$	68,214.32	\$	61,088.12
Total Rent	\$	68,214.32	\$	61,088.12
Total Investment Income	\$	300,864.33	\$	338,381.14
Other Income				
Fee Refund	\$	65.46	\$	0.00
Sundry	\$	44.00	\$	3.13
Total Other Income	\$	109.46	\$	3.13
Total Income	\$	300,973.79	\$	338,384.27

Expenses**Member Payments**

Pensions Paid				
Mrs Christine Arnold				
Death Benefit Pensions	\$	41,000.00	\$	51,000.00
Total Mrs Christine Arnold	\$	41,000.00	\$	51,000.00
Total Pensions Paid	\$	41,000.00	\$	51,000.00
Total Member Payments	\$	41,000.00	\$	51,000.00

Other Expenses

Accountancy Fee	\$	5,653.00	\$	5,725.50
Actuarial Fee	\$	198.00	\$	198.00
Auditor Fee	\$	1,815.00	\$	1,842.50
Bank Fees				
Cash and Cash Equivalents				
Pershing US Dollars	\$	302.73	\$	283.52
Total Cash and Cash Equivalents	\$	302.73	\$	283.52
Cash At Bank				
CBA Business Account	\$	120.00	\$	80.00
Total Cash At Bank	\$	120.00	\$	80.00
Total Bank Fees	\$	422.73	\$	363.52

Depreciation

Capital Allowances
Direct Property

8/1264 Pittwater Rd. Narrabeen			\$	9,137.82
Unit 246, Beesley West End			\$	6,303.82
Unit 31, Buchanan St West End			\$	9.50
Total Direct Property	17,077.87		\$	15,451.14
Total Capital Allowance	17,077.87		\$	15,451.14
Total Depreciation	17,077.87		\$	15,451.14
Investment Management Fee			\$	37,371.72
Property Expenses				
Advertising				
Direct Property				
8/1264 Pittwater Rd. Narrabeen	0.00		\$	510.00
Total Direct Property	\$ 0.00		\$	510.00
Total Advertising	\$ 0.00		\$	510.00
Agents Management Fee				
Direct Property				
12/271 Pittwater Rd. Narrabeen			\$	1,365.71
8/1264 Pittwater Rd. Narrabeen			\$	2,783.05
Total Direct Property	4,017.76		\$	4,148.76
Total Agents Management	4,017.76		\$	4,148.76
Cleaning				
Direct Property				
12/271 Pittwater Rd. Narrabeen			\$	0.00
8/1264 Pittwater Rd. Narrabeen	0.00		\$	121.00
Total Direct Property	271.00		\$	121.00
Total Cleaning	\$ 271.00		\$	121.00
Council Rates				
Direct Property				
12/271 Pittwater Rd. Narrabeen			\$	1,465.80
8/1264 Pittwater Rd. Narrabeen			\$	1,466.21
Parish & Fly	558.62		\$	631.26
Total Direct Property	3,429.58		\$	3,563.27
Total Council Rates	\$ 3,429.58		\$	3,563.27
Insurance Premium				
Direct Property				
12/271 Pittwater Rd. Narrabeen			\$	499.00
8/1264 Pittwater Rd. Narrabeen			\$	499.15
Total Direct Property	997.00		\$	998.15
Total Insurance Premium	997.00		\$	998.15
Legal Fees				
Direct Property				
12/271 Pittwater Rd. Narrabeen			\$	0.00
8/1264 Pittwater Rd. Narrabeen			\$	0.00
Total Direct Property	4,678.40		\$	0.00
Total Legal Fees	4,678.40		\$	0.00
Pest Control				
Direct Property				
8/1264 Pittwater Rd. Narrabeen	0.00		\$	195.00
Total Direct Property	\$ 0.00		\$	195.00
Total Pest Control	\$ 0.00		\$	195.00
Repairs Maintenance				
Direct Property				
12/271 Pittwater Rd. Narrabeen			\$	2,476.50
8/1264 Pittwater Rd. Narrabeen			\$	1,511.00
Total Direct Property	3,984.63		\$	3,987.50
Total Repairs Maintenance	3,984.63		\$	3,987.50
Stationery Phone and Postage				
Direct Property				

12/271 Pittwater Rd Narrabeen		\$	50.00
Total Direct Property	60.00	\$	50.00
Total Stationery Phone and Postage	50.00	\$	50.00
Strata Levy Fee			
Direct Property			
12/271 Pittwater Rd Narrabeen		\$	7,162.41
8/1264 Pittwater Rd Narrabeen		\$	3,851.40
Park & Fly 828.84		\$	665.11
Total Direct Property	5,022.39	\$	11,678.92
Total Strata Levy Fee	5,022.39	\$	11,678.92
Water Rates			
Direct Property			
12/271 Pittwater Rd Narrabeen		\$	599.04
8/1264 Pittwater Rd Narrabeen		\$	599.04
Total Direct Property	1,168.88	\$	1,198.08
Total Water Rates	1,168.88	\$	1,198.08
Total Property Expenses	23,629.64	\$	26,450.68
Regulatory Fees	273.00	\$	276.00
SMSF Supervisory Levy	259.00	\$	259.00
Total Other Expenses	82,834.09	\$	87,938.06

Investment Losses**Market Losses**

Cash and Cash Equivalents

Pershing US Dollars	154.88	\$	8,212.96
---------------------	--------	----	----------

Total Cash and Cash Equivalents	2,154.88	\$	8,212.96
--	-----------------	-----------	-----------------

Derivative Investments

Magellan Financial Group Limited - Option Expiring 16-Apr-2027 Deferred		\$	193.30
---	--	----	--------

Options Trading	2,681.51	\$	9,036.70
-----------------	----------	----	----------

Total Derivative Investments	2,681.51	\$	9,230.00
-------------------------------------	-----------------	-----------	-----------------

Direct Property

12/1271 Pittwater Rd. Narrabeen	350,000.00	\$	220,000.00
---------------------------------	------------	----	------------

8/1264 Pittwater Rd. Narrabeen	390,658.38	\$	220,862.18
--------------------------------	------------	----	------------

Unit 246, Beesley St. West End	6,409.99	\$	6,303.82
--------------------------------	----------	----	----------

Unit 31, Buchanan St. West End	9.50	\$	9.50
--------------------------------	------	----	------

Total Direct Property	747,077.87	\$	434,548.86
------------------------------	-------------------	-----------	-------------------

Foreign Cash At Bank

Foreign Exchange Gain OR Loss	0.00	\$	101.32
-------------------------------	------	----	--------

Total Foreign Cash At Bank	0.00	\$	101.32
-----------------------------------	-------------	-----------	---------------

Managed Investments

Cicais Millenium 40.4789 Class D		\$	311,601.69
----------------------------------	--	----	------------

Legg Mason Brandywine Global Opportunity Fund Income Trust (A Class)	4,886.00	\$	0.00
--	----------	----	------

PIMCO Capital Securities Fund - Wholesale	1,142.88	\$	0.00
---	----------	----	------

Total Managed Investments	16,817.69	\$	311,601.69
----------------------------------	------------------	-----------	-------------------

Shares in Listed Companies

Alliance Aviation Services Limited	18,027.20	\$	11,622.80
------------------------------------	-----------	----	-----------

Alumina Limited	360.00	\$	3,115.00
-----------------	--------	----	----------

Amcor PLC - Cdi 1:1 Foreign Exempt Nyse	575.00	\$	8,730.00
---	--------	----	----------

AMP Ltd	2,598.06	\$	802.39
---------	----------	----	--------

Ampol Limited	7,406.10	\$	0.00
---------------	----------	----	------

Australia And New Zealand Banking Group Limited - Cap Note 3-Bbsw+2.70% Perp Non-Red T-03-29	1,000.00	\$	29,574.10
--	----------	----	-----------

BHP Group Limited	26,232.50	\$	29,574.10
-------------------	-----------	----	-----------

Cimic Group Limited	6,510.00	\$	3,275.00
---------------------	----------	----	----------

Cobram Estate Olives Limited	0.00	\$	39,316.08
------------------------------	------	----	-----------

Coles Group Limited.	4,915.59	\$	2,304.00
----------------------	----------	----	----------

Commonwealth Bank Of Australia.	0.00	\$	10,420.59
---------------------------------	------	----	-----------

Commonwealth Bank Of Australia. - Capital Deferred Settlement	2,400.00	\$	1,150.00
---	----------	----	----------

CSL Limited	228.00	\$	4,014.00
-------------	--------	----	----------

Fortescue Metals Group Ltd	1,485.00	\$	8,134.00
----------------------------	----------	----	----------

Ioneer Ltd	1,620.00	\$	245.00
------------	----------	----	--------

Jb Hi-Fi Limited	0.00	\$	7,029.80
------------------	------	----	----------

Kelsian Group Limited	0.00	\$	3,629.99
-----------------------	------	----	----------

Macquarie Bank Limited - Capital Note 3-Bbsw-12.00% Perp Non-Cum Red T-09-28	\$ 4,987.50		
Macquarie Group Limited	\$ 6,374.27	\$ 1,752.12	
Macquarie Group Limited - Capital Note 3-Bbsw-10.00% Perp Non-Cum Red T-09-27	\$ 3,180.00		
Macquarie Group Limited - Capital Note 3-Bbsw-10.00% Perp Non-Cum Red T-09-27	\$ 7,540.50		
Magellan Financial Group Limited	\$ 85,735.00		
Navarre Minerals Limited	\$ 0.00	\$ 10,120.00	
Northern Star Resources Ltd	\$ 0.00	\$ 13,900.00	
Pacific Current Group Limited	\$ 3,295.06		\$ 5,550.00
Rio Tinto Limited	\$ 7,930.00	\$ 28,801.00	
Sealink Travel Group Limited	\$ 17,160.01	\$ 17,160.01	
Smartgroup Corporation Ltd	\$ 8,985.00	\$ 10,160.00	
Telstra Corporation Ltd	\$ 0.00		\$ 2,915.00
Top Shelf International Holdings Ltd	\$ 0.00	\$ 9,248.00	
Westpac Banking Corporation	\$ 0.00	\$ 20,958.50	
Westpac Banking Corporation - Capital Note 3-Bbsw-10.00% Deferred Settlement	\$ 715.00		
Westpac Banking Corporation - Capital Note 3-Bbsw-10.00% Deferred Settlement	\$ 809.40		
Woodside Energy Group Ltd	\$ 0.00		\$ 1,352.00
Woolworths Limited	\$ 0.00	\$ 6,693.40	
Total Shares in Listed Companies	\$ 84,354.43	\$ 242,870.62	
Shares in Unlisted Companies			
Relentless Resources Ltd	\$ 15,000.00		\$ 55,000.00
Total Shares in Unlisted Companies	\$ 15,000.00		\$ 55,000.00
Stapled Securities			
Dalrymple Bay Infrastructure Limited - Fully Paid Ordinary Stapled Securities	\$ 758.58		
Home Consortium - Fully Paid Ordinary Stapled Securities Def Set	\$ 11,104.20		
Total Stapled Securities	\$ 25,723.13	\$ 11,862.78	
Units In Listed Unit Trusts			
Elanor Commercial Property Fund - Fully Paid Ordinary Units Stapled Securities Def Set	\$ 16,135.00		
Homeco Daily Needs REIT - Ordinary Units Fully Paid Deferred Settlement	\$ 3,420.00		
Investec Australia Property Fund - Ordinary Units Fully Paid Deferred Settlement	\$ 48,900.21		\$ 48,900.21
Kkr Credit Income Fund - Ordinary Units Fully Paid	\$ 55,200.00		
Mcp Master Income Trust - Ordinary Units Fully Paid	\$ 10,800.02		
Partners Group Global Income Fund - Ordinary Units Fully Paid	\$ 31,325.00		
Regal Investment Fund - Ordinary Units Fully Paid	\$ 172,388.24		
Total Units In Listed Unit Trusts	\$ 388,539.52	\$ 240,368.05	
Units In Unlisted Unit Trusts			
Commonwealth Growth Fund	\$ 7,562.71	\$ 2,193.42	
Commonwealth Manged Fund	\$ 10,065.11	\$ 3,811.98	
ELANOR HEALTHCARE REAL ESTATE FUND 0.00			\$ 11,666.70
ORD Minnett Private Opportunities Fund- Unlisted	\$ 0.00	\$ 2,214.00	
Total Units In Unlisted Unit Trusts	\$ 17,627.82		\$ 3,447.30
Total Market Losses	\$ 1,262,031.71	\$ 558,685.60	
Total Investment Losses	\$ 1,262,031.71	\$ 558,685.60	
Total Expenses	\$ 1,138,197.62	\$ 697,623.66	

Income Tax**Income Tax Expense**

Income Tax Expense	10,570.80	\$ 19,764.60	
Excessive Foreign Tax Credit Writeoff Expense		\$ 0.00	
Total Income Tax Expense	10,685.94	\$ 19,764.60	
Total Income Tax	\$ 10,685.94	\$ 19,764.60	

Profit & Loss Clearing Account

Total Profit & Loss Clearing Account	\$ 28,485.47	\$ 379,003.99	
---	---------------------	----------------------	--

Assets**Investments****Cash and Cash Equivalents**

Pershing US Dollars	\$ 60.01	\$ 0.00	
Total Cash and Cash Equivalents	\$ 60.01	\$ 0.00	

Derivative Investments

Magellan Financial Group Limited \$ Option Expiring 06-Apr-2027 Deferred	\$ 193.30		263
Total Derivative Investments	\$ 0.00	\$ 193.30	

Direct Property				
12/1271 Pittwater Rd	37,000.00	1	\$ 1,150,000.00	1
8/1264 Pittwater Rd	2,000,000.00	1	\$ 1,020,000.00	1
Park & Fly	\$ 107,229.07	1	\$ 107,229.07	1
Total Direct Property	2,727,229.07		\$ 2,277,229.07	
Managed Investments				
Cicais Mills	\$ 511,201.26	138	\$ 501,105.44	138
Total Managed Investments	511,201.26		\$ 501,105.44	
Shares in Listed Companies				
Alliance Aviation Services Limited	5,866.00	11,860	\$ 42,340.20	11,860
Alumina Limited	29,610.00	18,000	\$ 0.00	0
Amcor PLC Cdi 1:1 Redeemable	5,400.00	3,000	\$ 54,120.00	3,000
AMP Ltd	4,003.88	3,559	\$ 0.00	0
Australia And New Zealand Banking Group Limited	120,695.60	120,695.60	\$ 1,260,000.00	1,260
BHP Group Limited	109,282.50	2,250	\$ 148,500.00	3,600
Cimic Group Limited	29,670.00	1,500	\$ 0.00	0
Coles Group Limited	54,688.00	3,200	\$ 56,992.00	3,200
Commonwealth Bank of Australia - Capital Notes Deferred Settlement	500	500	\$ 50,850.00	500
CSL Limited	57,038.00	200	\$ 107,624.00	400
Fortescue Metals Group Limited	32,676.00	1,400	\$ 24,542.00	1,400
Ioneer Ltd	\$ 18,900.00	54,000	\$ 45,100.00	110,000
Kelsian Group Limited	\$ 0.00	0	\$ 31,350.00	5,500
Macquarie Bank Limited - Cap Note 3-Bbsw+2.70% Perp Non-Cum Red T-09-25	170,012.50	300	\$ 75,016.56	456
Macquarie Group Limited - Cap Note 3-Bbsw+3.00% Perp Non-Cum Red T-09-27	97,220.00	1,000	\$ 97,220.00	1,000
Macquarie Group Limited - Capital Notes Deferred Settlement	1,650	1,650	\$ 170,181.00	1,650
Magellan Financial Group Limited	2,100	2,100	\$ 0.00	0
Navarre Minerals Limited	\$ 0.00	0	\$ 18,920.00	440,000
Pacific Current Group Limited	2,050.00	5,000	\$ 34,600.00	5,000
Rio Tinto Limited	63,320.00	500	\$ 125,294.00	1,220
Sealink Travel Group Limited	5,140.00	5,500	\$ 0.00	0
Smartgroup Corporation	5,000.00	8,000	\$ 48,880.00	8,000
Telstra Corporation Ltd	\$ 0.00	0	\$ 103,950.00	27,000
Top Shelf Information Systems Ltd	13,600.00	13,600	\$ 14,688.00	13,600
Trajan Group Holdings Limited	\$ 0.00	0	\$ 40,000.00	20,000
Westpac Banking Corporation - Capital Notes 5 Deferred Settlement	2,000	2,000	\$ 0.00	0
Westpac Banking Corporation - Capital Notes Deferred Settlement	820	820	\$ 0.00	0
Woodside Energy Group Ltd	\$ 0.00	0	\$ 20,696.00	650
Total Shares in Listed Companies	1,445,523.88		\$ 1,601,571.66	
Shares in Unlisted Companies				
Boundary Bend Limited	9,994.00	11,764	\$ 0.00	0
Relentless Resources	7,000.00	100,000	\$ 125,000.00	100,000
Total Shares in Unlisted Companies	16,994.00		\$ 125,000.00	
Stapled Securities				
Dalrymple Bay Infrastructure Limited - Fully Paid Ordinary Stapled Securities Def Set	27,300	27,300	\$ 53,781.00	27,300
Home Consortium - Fully Paid Ordinary Stapled Securities Def Set	11,940	11,940	\$ 53,849.40	11,940
Total Stapled Securities	122,283.60		\$ 107,630.40	
Units In Listed Unit Trusts				
Elanor Commercial Property Fund - Fully Paid Units Stapled Securities Def Set	24,000	24,000	\$ 138,684.10	139,381
Homeco Daily Needs Property Fund - Fully Paid Deferred Settlement	28,500	28,500	\$ 36,480.00	28,500
Investec Australia Property Fund - Ordinary Units Fully Paid Deferred Settlement	69,300	69,300	\$ 0.00	0
Kkr Credit Income Property Fund - Ordinary Units Fully Paid	120,000	120,000	\$ 218,400.00	120,000
Mcp Master Income Property Fund - Ordinary Units Fully Paid	127,059	127,059	\$ 248,400.34	127,059
Partners Group Global Property Fund - Ordinary Units Fully Paid	179,000	179,000	\$ 296,245.00	179,000
Regal Investment Fund - Ordinary Units Fully Paid	100,000	100,000	\$ 284,000.00	100,000
Total Units In Listed Unit Trusts	1,634,799.66		\$ 1,222,209.44	
Units In Unlisted Unit Trusts				
Commonwealth Growth Fund	8,014.92900	8,014.92900	\$ 49,837.41	8,014.92900
Commonwealth Managed Growth Fund	10,280.65100	10,280.65100	\$ 79,910.49	10,280.65100
ELANOR HEALTHCARE RESTATE FUND	77,778	77,778	\$ 89,444.70	77,778
Grapple Finance Trust	\$ 0.00	0	\$ 50,000.00	48,942.29000
ORD Minnett Private Opportunities Fund- Unlisted	0.00	0	\$ 47,786.00	50,000
Total Units In Unlisted Unit Trusts	21,353.30		\$ 316,978.60	
Total Investments	\$ 6,728,420.76		\$ 6,151,917.91	

Other Assets

Cash At Bank

CBA Bank Accelerated Account	\$ 1,288.97		\$ 165,807.76	
CBA Business Account	4,865.79		\$ 3,200.02	
CBA Business Online	3,578.90		\$ 114,237.57	
ING Business Optimiser	6,275.57		\$ 10,285.83	
Ord USD Clearing Account	\$ 0.00			\$ 181.07
Total Cash At Bank	234,614.23		\$ 293,350.11	

Unsettled Trades

Disposals				
Shares in Listed Companies				
Alumina Limited	\$ 0.00		\$ 26,495.00	
Magellan Financial Group Limited	0.00		\$ 27,371.00	
Northern Star Resources Ltd	0.00		\$ 48,105.00	
Westpac Banking Corporation	0.00		\$ 80,366.50	
Total Shares in Listed Companies	0.00		\$ 182,337.50	
Total Disposals	\$ 0.00		\$ 182,337.50	
Total Unsettled Trades	\$ 0.00		\$ 182,337.50	

Receivables

Investment Income Receivable				
Distributions				
Units In Listed Unit Trusts				
Alanor Commercial Property Fund - Fully Paid Units Stapled Securities Def Sec	5,700.00		\$ 275.45	
Homoco Dated REIT - Ordinary Units Fully Paid Deferred Settlement	5,117.50		\$ 604.20	
Kkr Credit Fund - Ordinary Units Fully Paid	3,000.00		\$ 1,827.00	
Mcp Master Trust - Ordinary Units Fully Paid	8,500.00		\$ 1,143.53	
Partners Global Income Fund - Ordinary Units Fully Paid	2,159.20		\$ 2,973.52	
Regal Income Fund - Ordinary Units Fully Paid	10,116.00		\$ 29,563.20	
Total Units In Listed Unit Trusts	108,545.57		\$ 39,386.90	
Units In Unlisted Unit Trusts				
LANOR HEALING ARE REAL ESTATE FUND	1,190.00		\$ 1,418.37	
Grapple Finance Trust	0.00		\$ 679.48	
Total Units In Unlisted Unit Trusts	1,190.00		\$ 2,097.85	
Total Distributions	109,735.57		\$ 41,484.75	
Dividends				
Shares in Listed Companies				
Kelsian Group Limited	\$ 0.00		\$ 385.00	
Total Shares in Listed Companies	0.00		\$ 385.00	
Total Dividends	\$ 0.00		\$ 385.00	
Total Investment Income Receivable	109,735.57		\$ 41,869.75	
Total Receivables	\$ 108,951.47		\$ 41,869.75	

Current Tax Assets

Provision for Income Tax	\$ 10,570.80		\$ 19,764.60	
Withholding Credits				
Cash At Bank				
ING Business Optimiser			\$ 0.00	
Total Cash At Bank	4.00		\$ 0.00	
Total Withholding Credits	4.00		\$ 0.00	

Franking Credits

Shares in Listed Companies				
Alumina Limited	582.56		\$ 659.44	
AMSL Ltd	152.53		\$ 0.00	
Ampl Limited	2,763.19		\$ 0.00	
Australia And New Zealand Banking Group Limited - Cap Note 3-Bbsw+2.70% Perp Non-Cum Red T-03-29	0.00		\$ 2,606.50	
BHS Group Limited	1,092.12		\$ 12,914.84	
Cimic Group Limited	\$ 0.00		\$ 131.14	
Coles Group Limited	\$ 0.00		\$ 836.57	
Commonwealth Bank Of Australia	0.00		\$ 3,546.52	
Commonwealth Bank Of Australia - Capital Notes Deferred Settlement	5,182.00		\$ 519.49	
CSL Limited	\$ 0.00		\$ 13.62	
Fortescue Metals Group Ltd	0.00		\$ 1,782.00	
Jb Hi-Fi Limited	\$ 0.00		\$ 2,610.00	
Kelsian Group Limited	\$ 0.00		\$ 165.00	
Macquarie Bank Limited - Cap Note 3-Bbsw+2.90% Perp Non-Cum Red T-09-28	0.00		\$ 590.94	
Macquarie Group Limited	\$ 0.00		\$ 312.18	
Macquarie Group Limited - Cap Note 3-Bbsw+3.00% Perp Non-Cum Red T-09-27	0.00		\$ 436.77	

Macquarie Group Limited - Capital Notes Deferred Settlement	\$	1,016.84		
Magellan Financial Group Limited	\$	1,513.36		
Northern Star Resources Ltd	\$	300.00		
Pacific Current Group Limited	\$	878.57		
Rio Tinto Limited	\$	7,439.74		
SeaLink Travel Group Limited	\$	212.14		
Smartgroup Corporation Ltd	\$	2,280.00		
Telstra Corporation Ltd	\$	1,851.42		
Westpac Banking Corporation	\$	2,126.15		
Westpac Banking Corporation - Capital Notes 5 Deferred Settlement	\$		\$	0.00
Westpac Banking Corporation - Capital Notes Deferred Settlement	\$		\$	0.00
Woolworths Limited	\$	0.00	\$	2,368.29
Total Shares in Listed Companies			\$	44,768.87
Stapled Securities				
Home Consortium Fully Paid Ordinary Stapled Securities Def Set	\$	460.54		
Total Stapled Securities		460.54	\$	460.54
Units In Listed Unit Trusts				
Regal Investment Unit - Ordinary Units Fully Paid	\$	1,770.18		
Total Units In Listed Unit Trusts		1,770.18	\$	1,770.18
Total Franking Credits		4,008.14	\$	46,999.59
Foreign Tax Credits				
Managed Investments				
Legg Mason Brandywine Global Opportunistic Fixed Income Trust (A Class)	\$	0.00		
Total Managed Investments		0.00	\$	0.00
Units In Listed Unit Trusts				
Regal Investment Unit - Ordinary Units Fully Paid	\$	0.00		
Total Units In Listed Unit Trusts		0.00	\$	0.00
Total Foreign Tax Credits		0.00	\$	0.00
Excessive Foreign Tax Credit Written Off		115.14	\$	0.00
Total Current Tax Assets		3,727.79	\$	27,234.99
Total Other Assets	\$	347,293.49	\$	544,792.35
Total Assets	\$	7,075,714.25	\$	6,696,710.26

Liabilities

Total Liabilities	\$	0.00	\$	0.00
--------------------------	-----------	-------------	-----------	-------------

Member Entitlements**Member Entitlement Accounts**

Mrs Christine Arnold

Accumulation	\$	5,063,781.01	\$	4,822,855.17
Death Benefit Pension	\$	2,011,933.24	\$	1,873,855.09

Total Mrs Christine Arnold	\$	7,075,714.25	\$	6,696,710.26
-----------------------------------	-----------	---------------------	-----------	---------------------

Total Member Entitlement Accounts	\$	7,075,714.25	\$	6,696,710.26
--	-----------	---------------------	-----------	---------------------

Total Member Entitlements	\$	7,075,714.25	\$	6,696,710.26
----------------------------------	-----------	---------------------	-----------	---------------------

Net Total	\$	8,638,719.75	\$	8,638,719.75	\$	7,414,098.52	\$	7,414,098.52
------------------	-----------	---------------------	-----------	---------------------	-----------	---------------------	-----------	---------------------