

THE ARNOLD SF

# Statement of Financial Position

As At 30 Jun 2022

	As at 30 Jun 2021	Quantity	As at 30 Jun 2022	Quantity
	Balance		Balance	
<b>Assets</b>				
<b>Investments</b>				
Cash and Cash Equivalents				
Pershing US Dollars	\$ -60.01		\$ 0.00	
<b>Total Cash and Cash Equivalents</b>	<b>\$ -60.01</b>		<b>\$ 0.00</b>	
Derivative Investments				
Magellan Financial Group Limited \$ Option Expiring 06-Apr-2027 Deferred			\$ 193.30	263
<b>Total Derivative Investments</b>	<b>\$ 0.00</b>		<b>\$ 193.30</b>	
Direct Property				
12/1271 Pittwater Rd. Narrabeen	\$ 1,370,000.00	1	\$ 1,150,000.00	1
8/1264 Pittwater Rd. Narrabeen	\$ 1,250,000.00	1	\$ 1,020,000.00	1
Park & Fly	\$ 107,229.07	1	\$ 107,229.07	1
<b>Total Direct Property</b>	<b>\$ 2,727,229.07</b>		<b>\$ 2,277,229.07</b>	
Managed Investments				
Cicais Millenium Intl. Ltd- Class D	\$ 415,127.26	138	\$ 501,105.44	138
<b>Total Managed Investments</b>	<b>\$ 415,127.26</b>		<b>\$ 501,105.44</b>	
Shares in Listed Companies				
Alliance Aviation Services Limited	\$ 53,963.00	11,860	\$ 42,340.20	11,860
Alumina Limited	\$ 29,610.00	18,000	\$ 0.00	0
Ancor PLC - Cdi 1:1 Foreign Exchange	\$ 45,390.00	3,000	\$ 54,120.00	3,000
AMP Ltd	\$ 4,003.88	3,559	\$ 0.00	0
Australia And New Zealand Banking Group Limited - Cap Note 3-Bbsw+2.70% Perp Non-Cum Red T-09-29	\$ 120,695.40	1,260	\$ 120,695.40	1,260
BHP Group Limited	\$ 109,282.50	2,250	\$ 148,500.00	3,600
Cimic Group Limited	\$ 29,670.00	1,500	\$ 0.00	0
Coles Group Limited.	\$ 54,688.00	3,200	\$ 56,992.00	3,200
Commonwealth Bank Of Australia - Capital Note 3-Bbsw+2.70% Deferred Settlement	\$ 50,850.00	500	\$ 50,850.00	500
CSL Limited	\$ 57,038.00	200	\$ 107,624.00	400
Fortescue Metals Group Ltd	\$ 32,676.00	1,400	\$ 24,542.00	1,400
Ioneer Ltd	\$ 18,900.00	54,000	\$ 45,100.00	110,000
Kelsian Group Limited	\$ 0.00		\$ 31,350.00	5,500
Macquarie Bank Limited - Cap Note 3-Bbsw+2.90% Perp Non-Cum Red T-09-28	\$ 170,012.50	1,750	\$ 170,012.50	1,750
Macquarie Group Limited	\$ 46,929.00	300	\$ 75,016.56	456
Macquarie Group Limited - Cap Note 3-Bbsw+2.90% Perp Non-Cum Red T-09-27	\$ 97,220.00	1,000	\$ 97,220.00	1,000
Macquarie Group Limited - Capital Note 3-Bbsw+2.70% Deferred Settlement	\$ 170,181.00	1,650	\$ 170,181.00	1,650
Magellan Financial Group Limited	\$ 113,106.00	2,100	\$ 0.00	0
Navarre Minerals Limited	\$ 0.00		\$ 18,920.00	440,000
Pacific Current Group Limited	\$ 29,050.00	5,000	\$ 34,600.00	5,000
Rio Tinto Limited	\$ 63,320.00	500	\$ 125,294.00	1,220
Sealink Travel Group Limited	\$ 52,140.00	5,500	\$ 0.00	0
Smartgroup Corporation Ltd	\$ 59,040.00	8,000	\$ 48,880.00	8,000
Telstra Corporation Ltd	\$ 0.00	0	\$ 103,950.00	27,000
Top Shelf International Holdings Ltd	\$ 23,936.00	13,600	\$ 14,688.00	13,600
Trajan Group Holdings Limited	\$ 0.00		\$ 40,000.00	20,000
Westpac Banking Corporation - Capital Note 3-Bbsw+2.70% Deferred Settlement	\$ 0.00	2,000	\$ 0.00	0
Westpac Banking Corporation - Capital Note 3-Bbsw+2.70% Deferred Settlement	\$ 0.00	820	\$ 0.00	0
Woodside Energy Group Ltd	\$ 0.00		\$ 20,696.00	650
<b>Total Shares in Listed Companies</b>	<b>\$ 1,445,523.88</b>		<b>\$ 1,601,571.66</b>	
Shares in Unlisted Companies				
Boundary Bend Limited	\$ 99,994.00	11,764	\$ 0.00	0
Relentless Resources Ltd	\$ 70,000.00	100,000	\$ 125,000.00	100,000
<b>Total Shares in Unlisted Companies</b>	<b>\$ 169,994.00</b>		<b>\$ 125,000.00</b>	
Stapled Securities				
Dalrymple Bay Infrastructure Limited - Fully Paid Ordinary Stapled Securities	\$ 57,880.00	27,300	\$ 53,781.00	27,300
Home Consortium - Fully Paid Ordinary Stapled Securities Def Set	\$ 4,453.60	11,940	\$ 53,849.40	11,940
<b>Total Stapled Securities</b>	<b>\$ 122,283.60</b>		<b>\$ 107,630.40</b>	
Units In Listed Unit Trusts				
Elanor Commercial Property Funds - Fully Paid Ordinary Stapled Securities	\$ 27,900.00	2,400	\$ 138,684.10	139,381
Homeco Daily Needs REIT - Ordinary Units	\$ 89,000.00	28,500	\$ 36,480.00	28,500

Investec Australia Property Fund - Ordinary Units Fully Paid	Deferred Settlement	\$	0.00	0
Kkr Credit Income Fund - Ordinary Units Fully Paid	120,000	\$	218,400.00	120,000
Mcp Master Income Trust - Ordinary Units Fully Paid	127,059	\$	248,400.34	127,059
Partners Group Global Income Fund - Ordinary Units Fully Paid	179,000	\$	296,245.00	179,000
Regal Investment Fund - Ordinary Units Fully Paid	100,000	\$	284,000.00	100,000
<b>Total Units In Listed Unit Trusts</b>		<b>\$</b>	<b>1,634,791.66</b>	<b>\$ 1,222,209.44</b>
<b>Units In Unlisted Unit Trusts</b>				
Commonwealth Growth Fund	8,014.92900	\$	49,837.41	8,014.92900
Commonwealth Manged Fund	10,280.65100	\$	79,910.49	10,280.65100
ELANOR HEALTHCARE REAL ESTATE FUND	77,778	\$	89,444.70	77,778
Grapple Finance Trust	0.00	\$	50,000.00	48,942.29000
ORD Minnett Private Opportunities Fund- Unlisted	0.00	\$	47,786.00	50,000
<b>Total Units In Unlisted Unit Trusts</b>		<b>\$</b>	<b>213,531.30</b>	<b>\$ 316,978.60</b>
<b>Total Investments</b>		<b>\$</b>	<b>6,728,420.76</b>	<b>\$ 6,151,917.91</b>

**Other Assets****Cash At Bank**

CBA Bank Accelerator Cash Account	85,898.97	\$	165,807.76
CBA Business Account	4,865.79	\$	3,200.02
CBA Business Online Saver	133,573.90	\$	114,237.57
ING Business Optimiser	10,275.57	\$	10,285.83
Ord USD Clearing Account	0.00	\$	-181.07
<b>Total Cash At Bank</b>		<b>\$</b>	<b>234,614.23</b>

**Unsettled Trades****Disposals****Shares in Listed Companies**

Alumina Limited	0.00	\$	26,495.00
Magellan Financial Group Limited	0.00	\$	27,371.00
Northern Star Resources Ltd	0.00	\$	48,105.00
Westpac Banking Corporation	0.00	\$	80,366.50
<b>Total Shares in Listed Companies</b>	<b>0.00</b>	<b>\$</b>	<b>182,337.50</b>
<b>Total Disposals</b>	<b>\$ 0.00</b>	<b>\$</b>	<b>182,337.50</b>
<b>Total Unsettled Trades</b>	<b>\$ 0.00</b>	<b>\$</b>	<b>182,337.50</b>

**Receivables****Investment Income Receivable****Distributions****Units In Listed Unit Trusts**

Elanor Commercial Property Fund - Fully Paid Units Stapled Securities Def Set	3,275.45	\$	3,275.45
Homeco Daily Needs REIT - Ordinary Units Fully Paid Deferred Settlement	604.20	\$	604.20
Kkr Credit Income Fund - Ordinary Units Fully Paid	1,827.00	\$	1,827.00
Mcp Master Income Trust - Ordinary Units Fully Paid	1,143.53	\$	1,143.53
Partners Group Global Income Fund - Ordinary Units Fully Paid	2,973.52	\$	2,973.52
Regal Investment Fund - Ordinary Units Fully Paid	29,563.20	\$	29,563.20
<b>Total Units In Listed Unit Trusts</b>	<b>108,515.57</b>	<b>\$</b>	<b>39,386.90</b>
<b>Units In Unlisted Unit Trusts</b>			
ELANOR HEALTHCARE REAL ESTATE FUND	1,418.37	\$	1,418.37
Grapple Finance Trust	0.00	\$	679.48
<b>Total Units In Unlisted Unit Trusts</b>	<b>435.90</b>	<b>\$</b>	<b>2,097.85</b>
<b>Total Distributions</b>	<b>\$ 108,951.47</b>	<b>\$</b>	<b>41,484.75</b>

**Dividends****Shares in Listed Companies**

Kelsian Group Limited	0.00	\$	385.00
<b>Total Shares in Listed Companies</b>	<b>0.00</b>	<b>\$</b>	<b>385.00</b>
<b>Total Dividends</b>	<b>\$ 0.00</b>	<b>\$</b>	<b>385.00</b>
<b>Total Investment Income Receivable</b>	<b>\$ 108,951.47</b>	<b>\$</b>	<b>41,869.75</b>
<b>Total Receivables</b>	<b>\$ 108,951.47</b>	<b>\$</b>	<b>41,869.75</b>

**Current Tax Assets**

Provision for Income Tax	-10,570.80	\$	-19,648.65
Withholding Credits			
<b>Cash At Bank</b>			
ING Business Optimiser	4.00	\$	0.00
<b>Total Cash At Bank</b>	<b>\$ 4.00</b>	<b>\$</b>	<b>0.00</b>

Total Withholding Credits	\$	4.00	\$	0.00
<b>Franking Credits</b>				
<b>Shares in Listed Companies</b>				
Alumina Limited	\$	582.56	\$	659.44
AMP Ltd	\$	152.53	\$	0.00
Ampol Limited	\$	2,763.19	\$	0.00
Australia And New Zealand Banking Group Limited - Cap Note 3-Bbsw+2.70% Perp Non-Cum Red T-03-29	\$	0.00	\$	263.85
BHP Group Limited	\$	1,992.12	\$	12,914.84
Cimic Group Limited	\$	0.00	\$	131.14
Coles Group Limited	\$	0.00	\$	836.57
Commonwealth Bank Of Australia	\$	0.00	\$	3,546.52
Commonwealth Bank Of Australia - Capital Notes Deferred Settlement	\$	519.82	\$	519.49
CSL Limited	\$	0.00	\$	13.62
Fortescue Metals Group Ltd	\$	0.00	\$	1,782.00
Jb Hi-Fi Limited	\$	0.00	\$	2,610.00
Kelsian Group Limited	\$	0.00	\$	165.00
Macquarie Bank Limited - Cap Note 3-Bbsw+2.90% Perp Non-Cum Red T-09-28	\$	0.00	\$	590.94
Macquarie Group Limited	\$	0.00	\$	312.18
Macquarie Group Limited - Cap Note 3-Bbsw+3.00% Perp Non-Cum Red T-09-27	\$	0.00	\$	436.77
Macquarie Group Limited - Capital Notes Deferred Settlement	\$	0.00	\$	1,016.84
Magellan Financial Group Limited	\$	1,478.92	\$	1,513.36
Northern Star Resources Ltd	\$	0.00	\$	300.00
Pacific Current Group Limited	\$	0.00	\$	878.57
Rio Tinto Limited	\$	1,108.09	\$	7,439.74
Sealink Travel Group Limited	\$	165.00	\$	212.14
Smartgroup Corporation Ltd	\$	0.00	\$	2,280.00
Telstra Corporation Ltd	\$	0.00	\$	1,851.42
Westpac Banking Corporation	\$	0.00	\$	2,126.15
Westpac Banking Corporation - Capital Notes 5 Deferred Settlement	\$	1,955.85	\$	0.00
Westpac Banking Corporation - Capital Notes 5 Deferred Settlement	\$	156.65	\$	0.00
Woolworths Limited	\$	0.00	\$	2,368.29
<b>Total Shares in Listed Companies</b>	<b>\$</b>	<b>12,300.15</b>	<b>\$</b>	<b>44,768.87</b>
<b>Stapled Securities</b>				
Home Consortium - Fully Paid Ordinary Stapled Securities Def Set	\$	0.00	\$	460.54
<b>Total Stapled Securities</b>	<b>\$</b>	<b>690.82</b>	<b>\$</b>	<b>460.54</b>
<b>Units In Listed Unit Trusts</b>				
Regal Investment Fund - Ordinary Units Fully Paid	\$	0.00	\$	1,770.18
<b>Total Units In Listed Unit Trusts</b>	<b>\$</b>	<b>1,017.17</b>	<b>\$</b>	<b>1,770.18</b>
<b>Total Franking Credits</b>	<b>\$</b>	<b>14,008.14</b>	<b>\$</b>	<b>46,999.59</b>
<b>Foreign Tax Credits</b>				
<b>Managed Investments</b>				
Legg Mason Brandywine Global Oppor Global Oppor Fixed Income Trust (A Class)	\$	110.52	\$	0.00
<b>Total Managed Investments</b>	<b>\$</b>	<b>110.52</b>	<b>\$</b>	<b>0.00</b>
<b>Units In Listed Unit Trusts</b>				
Regal Investment Fund - Ordinary Units Fully Paid	\$	291.07	\$	0.00
<b>Total Units In Listed Unit Trusts</b>	<b>\$</b>	<b>291.07</b>	<b>\$</b>	<b>0.00</b>
<b>Total Foreign Tax Credits</b>	<b>\$</b>	<b>401.59</b>	<b>\$</b>	<b>0.00</b>
Excessive Foreign Tax Credit Writeoff	\$	-115.14	\$	0.00
<b>Total Current Tax Assets</b>	<b>\$</b>	<b>3,727.79</b>	<b>\$</b>	<b>27,350.94</b>
<b>Total Other Assets</b>	<b>\$</b>	<b>347,293.49</b>	<b>\$</b>	<b>544,908.30</b>
<b>Total Assets</b>	<b>\$</b>	<b>7,075,714.25</b>	<b>\$</b>	<b>6,696,826.21</b>
<b>Liabilities</b>				
<b>Total Liabilities</b>	<b>\$</b>	<b>0.00</b>	<b>\$</b>	<b>0.00</b>
<b>Net Assets</b>				
<b>Total Net Assets</b>	<b>\$</b>	<b>7,075,714.25</b>	<b>\$</b>	<b>6,696,826.21</b>
<b>Member Entitlements</b>				
<b>Member Entitlement Accounts</b>				
<b>Mrs Christine Arnold</b>				
Accumulation	\$	5,063,781.01	\$	4,822,971.12
Death Benefit Pension	\$	2,011,933.24	\$	1,873,855.09

Total Mrs Christine Arnold	\$ 7,075,714.25	\$ 6,696,826.21
Total Member Entitlement Accounts	\$ 7,075,714.25	\$ 6,696,826.21
Total Member Entitlements	\$ 7,075,714.25	\$ 6,696,826.21



THE ARNOLD SF

**Operating Statement**

From 1 Jul 2021 to 30 Jun 2022

	1 Jul 2020 to 30 Jun 2021	1 Jul 2021 to 30 Jun 2022
<b>Income</b>		
<b>Investment Income</b>		
Distributions		
Managed Investments		
Legg Mason Brandywine Global Opportunistic Fixed Income Trust (A Class)	\$ 9,024.27	\$ 0.00
PIMCO Capital Securities Fund - Wholesale Class	\$ 1,437.95	\$ 0.00
<b>Total Managed Investments</b>	<b>\$ 10,462.22</b>	<b>\$ 0.00</b>
Shares in Listed Companies		
Macquarie Bank Limited - Cap Note 3-Bbsw+2.90% Perp Non-Cum Red T-09-28	\$ 0.00	\$ 4,038.09
Macquarie Group Limited - Cap Note 3-Bbsw+3.00% Perp Non-Cum Red T-09-27	\$ 747.84	\$ 2,984.57
Macquarie Group Limited - Capital Notes Deferred Settlement	\$ 6,949.40	\$ 6,948.42
<b>Total Shares in Listed Companies</b>	<b>\$ 7,697.24</b>	<b>\$ 13,971.08</b>
Stapled Securities		
Dalrymple Bay Infrastructure Limited - Fully Paid Ordinary Stapled Securities	\$ 0.00	\$ 2,142.01
<b>Total Stapled Securities</b>	<b>\$ 0.00</b>	<b>\$ 2,142.01</b>
Units In Listed Unit Trusts		
Elanor Commercial Property Fund - Fully Paid Units Stapled Securities Def Set	\$ 2,409.81	\$ 13,101.82
Homeco Daily Needs REIT - Ordinary Units Fully Paid Deferred Settlement	\$ 1,210.88	\$ 2,359.80
Investec Australia Property Fund - Ordinary Units Fully Paid Deferred Settlement	\$ 15,109.94	\$ 4,664.46
Kkr Credit Income Fund - Ordinary Units Fully Paid	\$ 12,000.00	\$ 15,027.00
Mcp Master Income Trust - Ordinary Units Fully Paid	\$ 11,575.07	\$ 11,054.14
Partners Group Global Income Fund - Ordinary Units Fully Paid	\$ 16,092.88	\$ 16,495.43
Regal Investment Fund - Ordinary Units Fully Paid	\$ 107,421.04	\$ 41,333.38
<b>Total Units In Listed Unit Trusts</b>	<b>\$ 165,819.62</b>	<b>\$ 104,036.03</b>
Units In Unlisted Unit Trusts		
ELANOR HEALTHCARE REAL ESTATE FUND	\$ 5,917.48	\$ 5,696.35
Grapple Finance Trust	\$ 0.00	\$ 679.48
<b>Total Units In Unlisted Unit Trusts</b>	<b>\$ 5,917.48</b>	<b>\$ 6,375.83</b>
<b>Total Distributions</b>	<b>\$ 189,896.56</b>	<b>\$ 126,524.95</b>
Dividends		
Shares in Listed Companies		
Alumina Limited	\$ 1,941.88	\$ 2,198.13
AMP Ltd	\$ 508.43	\$ 0.00
Ampol Limited	\$ 9,210.64	\$ 0.00
Australia And New Zealand Banking Group Limited - Cap Note 3-Bbsw+2.70% Perp Non-Cum Red T-03-20	\$ 3,320.00	\$ 879.49
BHP Group Limited	\$ 6,640.41	\$ 43,049.46
Cimic Group Limited	\$ 0.00	\$ 1,661.14
Coles Group Limited.	\$ 0.00	\$ 2,788.57
Commonwealth Bank Of Australia.	\$ 0.00	\$ 11,821.72
Commonwealth Bank Of Australia. - Capital Notes Deferred Settlement	\$ 1,731.07	\$ 1,731.64
CSL Limited	\$ 710.68	\$ 900.71
Fortescue Metals Group Ltd	\$ 0.00	\$ 5,940.00
Jb Hi-Fi Limited	\$ 0.00	\$ 8,700.00
Kelsian Group Limited	\$ 0.00	\$ 550.00
Macquarie Group Limited	\$ 0.00	\$ 2,133.18
Magellan Financial Group Limited	\$ 6,080.02	\$ 6,221.56
Northern Star Resources Ltd	\$ 0.00	\$ 1,000.00
Pacific Current Group Limited	\$ 0.00	\$ 2,928.57
Rio Tinto Limited	\$ 3,693.64	\$ 24,799.12
Sealink Travel Group Limited	\$ 550.00	\$ 707.14
Smartgroup Corporation Ltd	\$ 0.00	\$ 7,600.00
Telstra Corporation Ltd	\$ 0.00	\$ 6,171.42
Westpac Banking Corporation	\$ 0.00	\$ 7,087.15
Westpac Banking Corporation - Capital Notes 5 Deferred Settlement	\$ 6,518.28	\$ 0.00
Westpac Banking Corporation - Capital Notes Deferred Settlement	\$ 1,521.69	\$ 0.00
Woolworths Limited	\$ 0.00	\$ 7,894.29
<b>Total Shares in Listed Companies</b>	<b>\$ 39,106.74</b>	<b>\$ 146,763.29</b>
Stapled Securities		
Home Consortium - Fully Paid Ordinary Stapled Securities Def Set	\$ 2,302.72	\$ 1,893.34

Total Stapled Securities	\$	2,302.72	\$	1,893.34
<b>Total Dividends</b>	<b>\$</b>	<b>41,409.46</b>	<b>\$</b>	<b>148,656.63</b>
<b>Foreign Income</b>				
Foreign Dividend				
Shares in Listed Companies				
Amcor PLC - Cdi 1:1 Foreign Exempt Nyse	\$	909.90	\$	1,964.10
<b>Total Shares in Listed Companies</b>	<b>\$</b>	<b>909.90</b>	<b>\$</b>	<b>1,964.10</b>
<b>Total Foreign Dividend</b>	<b>\$</b>	<b>909.90</b>	<b>\$</b>	<b>1,964.10</b>
<b>Total Foreign Income</b>	<b>\$</b>	<b>909.90</b>	<b>\$</b>	<b>1,964.10</b>
<b>Interest</b>				
Cash and Cash Equivalents				
ING Bank -TD #6086	\$	85.44	\$	0.00
<b>Total Cash and Cash Equivalents</b>	<b>\$</b>	<b>85.44</b>	<b>\$</b>	<b>0.00</b>
Cash At Bank				
CBA Bank Accelerator Cash Account	\$	210.67	\$	123.41
CBA Business Online Saver	\$	73.66	\$	13.67
ING Business Optimiser	\$	64.32	\$	10.26
<b>Total Cash At Bank</b>	<b>\$</b>	<b>348.65</b>	<b>\$</b>	<b>147.34</b>
<b>Total Interest</b>	<b>\$</b>	<b>434.09</b>	<b>\$</b>	<b>147.34</b>
<b>Rent</b>				
Direct Property				
12/1271 Pittwater Rd. Narrabeen	\$	34,414.32	\$	25,330.02
8/1264 Pittwater Rd. Narrabeen	\$	33,800.00	\$	35,758.10
<b>Total Direct Property</b>	<b>\$</b>	<b>68,214.32</b>	<b>\$</b>	<b>61,088.12</b>
<b>Total Rent</b>	<b>\$</b>	<b>68,214.32</b>	<b>\$</b>	<b>61,088.12</b>
<b>Total Investment Income</b>	<b>\$</b>	<b>300,864.33</b>	<b>\$</b>	<b>338,381.14</b>
<b>Other Income</b>				
Fee Refund	\$	65.46	\$	0.00
Sundry	\$	44.00	\$	3.13
<b>Total Other Income</b>	<b>\$</b>	<b>109.46</b>	<b>\$</b>	<b>3.13</b>
<b>Total Income</b>	<b>\$</b>	<b>300,973.79</b>	<b>\$</b>	<b>338,384.27</b>

**Expenses****Member Payments**

Pensions Paid				
Mrs Christine Arnold				
Death Benefit Pension	\$	41,000.00	\$	51,000.00
<b>Total Mrs Christine Arnold</b>	<b>\$</b>	<b>41,000.00</b>	<b>\$</b>	<b>51,000.00</b>
<b>Total Pensions Paid</b>	<b>\$</b>	<b>41,000.00</b>	<b>\$</b>	<b>51,000.00</b>
<b>Total Member Payments</b>	<b>\$</b>	<b>41,000.00</b>	<b>\$</b>	<b>51,000.00</b>

**Other Expenses**

Accountancy Fee	\$	5,653.00	\$	5,725.50
Actuarial Fee	\$	198.00	\$	198.00
Auditor Fee	\$	1,815.00	\$	1,842.50
Bank Fees				
Cash and Cash Equivalents				
Pershing US Dollars	\$	302.73	\$	283.52
<b>Total Cash and Cash Equivalents</b>	<b>\$</b>	<b>302.73</b>	<b>\$</b>	<b>283.52</b>
Cash At Bank				
CBA Business Account	\$	120.00	\$	80.00
<b>Total Cash At Bank</b>	<b>\$</b>	<b>120.00</b>	<b>\$</b>	<b>80.00</b>
<b>Total Bank Fees</b>	<b>\$</b>	<b>422.73</b>	<b>\$</b>	<b>363.52</b>

**Depreciation**

Capital Allowances  
Direct Property

8/1264 Pittwater Rd. Narrabeen	\$	10,658.38	\$	9,137.82
Unit 246, Beesley St. West End	\$	6,409.99	\$	6,303.82
Unit 31, Buchanan St. West End	\$	9.50	\$	9.50
<b>Total Direct Property</b>	<b>\$</b>	<b>17,077.87</b>	<b>\$</b>	<b>15,451.14</b>
<b>Total Capital Allowances</b>	<b>\$</b>	<b>17,077.87</b>	<b>\$</b>	<b>15,451.14</b>
<b>Total Depreciation</b>	<b>\$</b>	<b>17,077.87</b>	<b>\$</b>	<b>15,451.14</b>
<b>Investment Management Fee</b>	<b>\$</b>	<b>33,505.85</b>	<b>\$</b>	<b>37,371.72</b>
<b>Property Expenses</b>				
Advertising				
Direct Property				
8/1264 Pittwater Rd. Narrabeen	\$	0.00	\$	510.00
<b>Total Direct Property</b>	<b>\$</b>	<b>0.00</b>	<b>\$</b>	<b>510.00</b>
<b>Total Advertising</b>	<b>\$</b>	<b>0.00</b>	<b>\$</b>	<b>510.00</b>
Agents Management Fee				
Direct Property				
12/1271 Pittwater Rd. Narrabeen	\$	2,138.76	\$	1,365.71
8/1264 Pittwater Rd. Narrabeen	\$	1,879.00	\$	2,783.05
<b>Total Direct Property</b>	<b>\$</b>	<b>4,017.76</b>	<b>\$</b>	<b>4,148.76</b>
<b>Total Agents Management Fee</b>	<b>\$</b>	<b>4,017.76</b>	<b>\$</b>	<b>4,148.76</b>
Cleaning				
Direct Property				
12/1271 Pittwater Rd. Narrabeen	\$	271.00	\$	0.00
8/1264 Pittwater Rd. Narrabeen	\$	0.00	\$	121.00
<b>Total Direct Property</b>	<b>\$</b>	<b>271.00</b>	<b>\$</b>	<b>121.00</b>
<b>Total Cleaning</b>	<b>\$</b>	<b>271.00</b>	<b>\$</b>	<b>121.00</b>
Council Rates				
Direct Property				
12/1271 Pittwater Rd. Narrabeen	\$	1,435.48	\$	1,465.80
8/1264 Pittwater Rd. Narrabeen	\$	1,435.48	\$	1,466.21
Park & Fly	\$	558.62	\$	631.26
<b>Total Direct Property</b>	<b>\$</b>	<b>3,429.58</b>	<b>\$</b>	<b>3,563.27</b>
<b>Total Council Rates</b>	<b>\$</b>	<b>3,429.58</b>	<b>\$</b>	<b>3,563.27</b>
Insurance Premium				
Direct Property				
12/1271 Pittwater Rd. Narrabeen	\$	498.50	\$	0.00
8/1264 Pittwater Rd. Narrabeen	\$	498.50	\$	998.15
<b>Total Direct Property</b>	<b>\$</b>	<b>997.00</b>	<b>\$</b>	<b>998.15</b>
<b>Total Insurance Premium</b>	<b>\$</b>	<b>997.00</b>	<b>\$</b>	<b>998.15</b>
Legal Fees				
Direct Property				
12/1271 Pittwater Rd. Narrabeen	\$	4,458.40	\$	0.00
8/1264 Pittwater Rd. Narrabeen	\$	220.00	\$	0.00
<b>Total Direct Property</b>	<b>\$</b>	<b>4,678.40</b>	<b>\$</b>	<b>0.00</b>
<b>Total Legal Fees</b>	<b>\$</b>	<b>4,678.40</b>	<b>\$</b>	<b>0.00</b>
Pest Control				
Direct Property				
8/1264 Pittwater Rd. Narrabeen	\$	0.00	\$	195.00
<b>Total Direct Property</b>	<b>\$</b>	<b>0.00</b>	<b>\$</b>	<b>195.00</b>
<b>Total Pest Control</b>	<b>\$</b>	<b>0.00</b>	<b>\$</b>	<b>195.00</b>
Repairs Maintenance				
Direct Property				
12/1271 Pittwater Rd. Narrabeen	\$	198.00	\$	2,476.50
8/1264 Pittwater Rd. Narrabeen	\$	3,786.63	\$	1,511.00
<b>Total Direct Property</b>	<b>\$</b>	<b>3,984.63</b>	<b>\$</b>	<b>3,987.50</b>
<b>Total Repairs Maintenance</b>	<b>\$</b>	<b>3,984.63</b>	<b>\$</b>	<b>3,987.50</b>
Stationery Phone and Postage				
Direct Property				

12/1271 Pittwater Rd. Narrabeen	\$	60.00	\$	50.00
<b>Total Direct Property</b>	<b>\$</b>	<b>60.00</b>	<b>\$</b>	<b>50.00</b>
<b>Total Stationery Phone and Postage</b>	<b>\$</b>	<b>60.00</b>	<b>\$</b>	<b>50.00</b>
<b>Strata Levy Fee</b>				
Direct Property				
12/1271 Pittwater Rd. Narrabeen	\$	365.00	\$	7,162.41
8/1264 Pittwater Rd. Narrabeen	\$	3,828.55	\$	3,851.40
Park & Fly	\$	828.84	\$	665.11
<b>Total Direct Property</b>	<b>\$</b>	<b>5,022.39</b>	<b>\$</b>	<b>11,678.92</b>
<b>Total Strata Levy Fee</b>	<b>\$</b>	<b>5,022.39</b>	<b>\$</b>	<b>11,678.92</b>
<b>Water Rates</b>				
Direct Property				
12/1271 Pittwater Rd. Narrabeen	\$	584.44	\$	599.04
8/1264 Pittwater Rd. Narrabeen	\$	584.44	\$	599.04
<b>Total Direct Property</b>	<b>\$</b>	<b>1,168.88</b>	<b>\$</b>	<b>1,198.08</b>
<b>Total Water Rates</b>	<b>\$</b>	<b>1,168.88</b>	<b>\$</b>	<b>1,198.08</b>
<b>Total Property Expenses</b>	<b>\$</b>	<b>23,629.64</b>	<b>\$</b>	<b>26,450.68</b>
<b>Regulatory Fees</b>	<b>\$</b>	<b>273.00</b>	<b>\$</b>	<b>276.00</b>
<b>SMSF Supervisory Levy</b>	<b>\$</b>	<b>259.00</b>	<b>\$</b>	<b>259.00</b>
<b>Total Other Expenses</b>	<b>\$</b>	<b>82,834.09</b>	<b>\$</b>	<b>87,938.06</b>

### Investment Losses

#### Market Losses

##### Cash and Cash Equivalents

Pershing US Dollars	\$	2,154.88	\$	8,212.96
---------------------	----	----------	----	----------

<b>Total Cash and Cash Equivalents</b>	<b>\$</b>	<b>2,154.88</b>	<b>\$</b>	<b>8,212.96</b>
----------------------------------------	-----------	-----------------	-----------	-----------------

##### Derivative Investments

Magellan Financial Group Limited - Option Expiring 16-Apr-2027 Deferred	\$	0.00	\$	-193.30
-------------------------------------------------------------------------	----	------	----	---------

Options Trading	\$	-2,681.51	\$	-9,036.70
-----------------	----	-----------	----	-----------

<b>Total Derivative Investments</b>	<b>\$</b>	<b>-2,681.51</b>	<b>\$</b>	<b>-9,230.00</b>
-------------------------------------	-----------	------------------	-----------	------------------

##### Direct Property

12/1271 Pittwater Rd. Narrabeen	\$	-350,000.00	\$	220,000.00
---------------------------------	----	-------------	----	------------

8/1264 Pittwater Rd. Narrabeen	\$	-390,658.38	\$	220,862.18
--------------------------------	----	-------------	----	------------

Unit 246, Beesley St. West End	\$	-6,409.99	\$	-6,303.82
--------------------------------	----	-----------	----	-----------

Unit 31, Buchanan St. West End	\$	-9.50	\$	-9.50
--------------------------------	----	-------	----	-------

<b>Total Direct Property</b>	<b>\$</b>	<b>-747,077.87</b>	<b>\$</b>	<b>434,548.86</b>
------------------------------	-----------	--------------------	-----------	-------------------

##### Foreign Cash At Bank

Foreign Exchange Gain OR Loss	\$	0.00	\$	101.32
-------------------------------	----	------	----	--------

<b>Total Foreign Cash At Bank</b>	<b>\$</b>	<b>0.00</b>	<b>\$</b>	<b>101.32</b>
-----------------------------------	-----------	-------------	-----------	---------------

##### Managed Investments

Cicais Millenium Intl. Ltd- Class D	\$	40,847.89	\$	-311,601.69
-------------------------------------	----	-----------	----	-------------

Legg Mason Brandywine Global Opportunistic Fixed Income Trust (A Class)	\$	-4,888.00	\$	0.00
-------------------------------------------------------------------------	----	-----------	----	------

PIMCO Capital Securities Fund - Wholesale Class	\$	-19,142.20	\$	0.00
-------------------------------------------------	----	------------	----	------

<b>Total Managed Investments</b>	<b>\$</b>	<b>16,817.69</b>	<b>\$</b>	<b>-311,601.69</b>
----------------------------------	-----------	------------------	-----------	--------------------

##### Shares in Listed Companies

Alliance Aviation Services Limited	\$	-18,027.20	\$	11,622.80
------------------------------------	----	------------	----	-----------

Alumina Limited	\$	-360.00	\$	3,115.00
-----------------	----	---------	----	----------

Amcor PLC - Cdi 1:1 Foreign Exempt Nyse	\$	-575.00	\$	-8,730.00
-----------------------------------------	----	---------	----	-----------

AMP Ltd	\$	2,598.06	\$	802.39
---------	----	----------	----	--------

Ampol Limited	\$	7,406.10	\$	0.00
---------------	----	----------	----	------

Australia And New Zealand Banking Group Limited - Cap Note 3-Bbsw+2.70% Perp Non-Cum Red T-03200	\$	3,320.00	\$	5,304.60
--------------------------------------------------------------------------------------------------	----	----------	----	----------

BHP Group Limited	\$	-26,232.50	\$	29,574.10
-------------------	----	------------	----	-----------

Cimic Group Limited	\$	6,510.00	\$	-3,275.00
---------------------	----	----------	----	-----------

Cobram Estate Olives Limited	\$	0.00	\$	-39,316.08
------------------------------	----	------	----	------------

Coles Group Limited.	\$	-4,915.59	\$	-2,304.00
----------------------	----	-----------	----	-----------

Commonwealth Bank Of Australia.	\$	0.00	\$	10,420.59
---------------------------------	----	------	----	-----------

Commonwealth Bank Of Australia. - Capital Notes Deferred Settlement	\$	-2,240.00	\$	1,150.00
---------------------------------------------------------------------	----	-----------	----	----------

CSL Limited	\$	-228.00	\$	4,014.00
-------------	----	---------	----	----------

Fortescue Metals Group Ltd	\$	-1,485.00	\$	8,134.00
----------------------------	----	-----------	----	----------

Ioneer Ltd	\$	1,620.00	\$	-245.00
------------	----	----------	----	---------

Jb Hi-Fi Limited	\$	0.00	\$	7,029.80
------------------	----	------	----	----------

Kelsian Group Limited	\$	0.00	\$	3,629.99
-----------------------	----	------	----	----------

Macquarie Bank Limited - Cap Note 3-Bbsw+2.90% Perp Non-Cum Red T-09-28	\$ 0.00	\$ 4,987.50
Macquarie Group Limited	\$ -6,374.27	\$ 1,752.12
Macquarie Group Limited - Cap Note 3-Bbsw+3.00% Perp Non-Cum Red T-09-27	\$ -400.00	\$ 3,180.00
Macquarie Group Limited - Capital Notes Deferred Settlement	\$ -8,451.30	\$ 7,540.50
Magellan Financial Group Limited	\$ 8,715.00	\$ 85,735.00
Navarre Minerals Limited	\$ 0.00	\$ 10,120.00
Northern Star Resources Ltd	\$ 0.00	\$ 13,900.00
Pacific Current Group Limited	\$ -3,295.06	\$ -5,550.00
Rio Tinto Limited	\$ -7,930.00	\$ 28,801.00
Sealink Travel Group Limited	\$ -17,160.01	\$ 17,160.01
Smartgroup Corporation Ltd	\$ -8,985.00	\$ 10,160.00
Telstra Corporation Ltd	\$ 0.00	\$ -2,915.00
Top Shelf International Holdings Ltd	\$ 6,120.00	\$ 9,248.00
Westpac Banking Corporation	\$ 0.00	\$ 20,958.50
Westpac Banking Corporation - Capital Notes 5 Deferred Settlement	\$ -9,860.00	\$ 715.00
Westpac Banking Corporation - Capital Notes Deferred Settlement	\$ -804.66	\$ 809.40
Woodside Energy Group Ltd	\$ 0.00	\$ -1,352.00
Woolworths Limited	\$ 0.00	\$ 6,693.40
<b>Total Shares in Listed Companies</b>	<b>\$ -84,354.43</b>	<b>\$ 242,870.62</b>
<b>Shares in Unlisted Companies</b>		
Relentless Resources Ltd	\$ -15,000.00	\$ -55,000.00
<b>Total Shares in Unlisted Companies</b>	<b>\$ -15,000.00</b>	<b>\$ -55,000.00</b>
<b>Stapled Securities</b>		
Dalrymple Bay Infrastructure Limited - Fully Paid Ordinary Stapled Securities	\$ 11,602.50	\$ 758.58
Home Consortium - Fully Paid Ordinary Stapled Securities Def Set	\$ -37,325.63	\$ 11,104.20
<b>Total Stapled Securities</b>	<b>\$ -25,723.13</b>	<b>\$ 11,862.78</b>
<b>Units In Listed Unit Trusts</b>		
Elanor Commercial Property Fund - Fully Paid Units Stapled Securities Def Set	\$ -3,420.00	\$ 16,135.00
Homeco Daily Needs REIT - Ordinary Units Fully Paid Deferred Settlement	\$ -1,743.07	\$ 3,420.00
Investec Australia Property Fund - Ordinary Units Fully Paid Deferred Settlement	\$ -39,807.59	\$ -48,900.21
Kkr Credit Income Fund - Ordinary Units Fully Paid	\$ -55,800.00	\$ 55,200.00
Mcp Master Income Trust - Ordinary Units Fully Paid	\$ -29,858.86	\$ 10,800.02
Partners Group Global Income Fund - Ordinary Units Fully Paid	\$ -51,910.00	\$ 31,325.00
Regal Investment Fund - Ordinary Units Fully Paid	\$ -206,000.00	\$ 172,388.24
<b>Total Units In Listed Unit Trusts</b>	<b>\$ -388,539.52</b>	<b>\$ 240,368.05</b>
<b>Units In Unlisted Unit Trusts</b>		
Commonwealth Growth Fund	\$ -7,562.71	\$ 2,193.42
Commonwealth Manged Fund	\$ -10,065.11	\$ 3,811.98
ELANOR HEALTHCARE REAL ESTATE FUND	\$ 0.00	\$ -11,666.70
ORD Minnett Private Opportunities Fund- Unlisted	\$ 0.00	\$ 2,214.00
<b>Total Units In Unlisted Unit Trusts</b>	<b>\$ -17,627.82</b>	<b>\$ -3,447.30</b>
<b>Total Market Losses</b>	<b>\$ -1,262,031.71</b>	<b>\$ 558,685.60</b>
<b>Total Investment Losses</b>	<b>\$ -1,262,031.71</b>	<b>\$ 558,685.60</b>
<b>Total Expenses</b>	<b>\$ -1,138,197.62</b>	<b>\$ 697,623.66</b>
<b>Income Tax</b>		
<b>Income Tax Expense</b>		
Income Tax Expense	\$ 10,570.80	\$ 19,648.65
Excessive Foreign Tax Credit Writeoff Expense	\$ 115.14	\$ 0.00
<b>Total Income Tax Expense</b>	<b>\$ 10,685.94</b>	<b>\$ 19,648.65</b>
<b>Total Income Tax</b>	<b>\$ 10,685.94</b>	<b>\$ 19,648.65</b>
<b>Net Profit (Loss) Total</b>	<b>\$ 1,428,485.47</b>	<b>\$ -378,888.04</b>

# IntelliVal Automated Valuation Estimate

Prepared on 19 January 2023



12/1271-1273 Pittwater Road Narrabeen NSW 2101

Estimated Value:

**\$1,150,000**

Estimated Value Confidence:



Low

High

Estimated Price Range:

**\$962,000 - \$1,329,000**

Property Attributes:



2



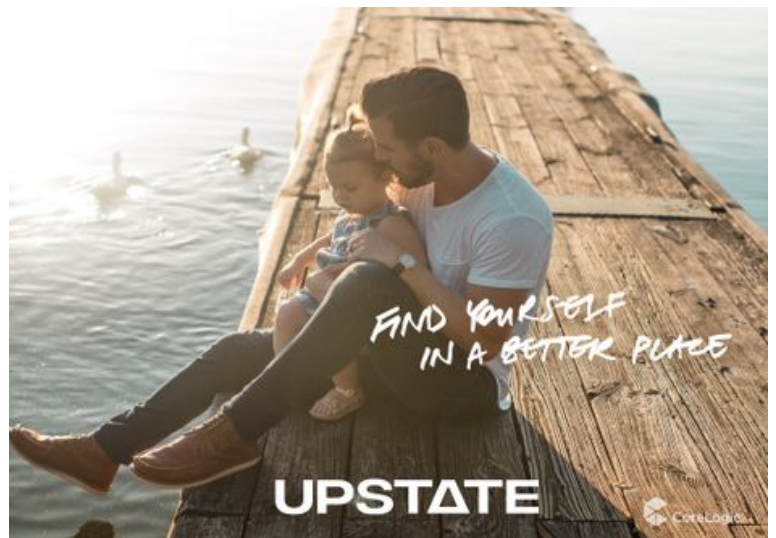
1



1



80m<sup>2</sup>



Year Built

2012



Land Area

-



Property Type

Unit



Land Use

-



Development Zoning

Residential

## Sales History

Sale Date	Sale Price	Sale Type
24 Oct 2010	\$650,000	Unknown

Estimated Value as at 16 January 2023. An automated valuation model estimate (Estimated Value) is a statistically derived estimate of the value of the subject property. An Estimated Value must not be relied upon as a professional valuation or an accurate representation of the market value of the subject property as determined by the valuer.


For further information about confidence levels, please refer to the end of this document.

12/1271-1273 Pittwater Road Narrabeen NSW 2101



Prepared on 19 January 2023

## Location Highlights



CoreLogic IntelliVal Automated Valuation Estimate



12/1271-1273 Pittwater Road Narrabeen NSW 2101



Prepared on 19 January 2023

## Recently Sold Properties



2



1



1



111m<sup>2</sup>

**6/3 Wetherill Street Narrabeen  
NSW 2101**

**Sold Price:** \$1,070,000

**Sold Date:** 05 September 2022

**Distance from Subject:** 0.2km

**Features:** Medium Density Residential, Carpet Floor, RESIDENTIAL



2



1



1



136m<sup>2</sup>

**11/27 Clarke Street Narrabeen  
NSW 2101**

**Sold Price:** \$1,305,000

**Sold Date:** 21 July 2022

**Distance from Subject:** 0.3km

**Features:** Low Density Residential, Internal Laundry, Timber Floor, Internal Laundry, Water views, Close to beach, Close to shops, Close to



2



1



1



2,665m<sup>2</sup>

**8/29-33 Mactier Street  
Narrabeen NSW 2101**

**Sold Price:** \$1,150,000

**Sold Date:** 12 August 2022

**Distance from Subject:** 0.3km

**Features:** Low Density Residential, 1 Dining Rooms, 1 Lounge Rooms, 1 Lounge/Dining Rooms Combined, RESIDENTIAL

CoreLogic IntelliVal Automated Valuation Estimate



# 12/1271-1273 Pittwater Road Narrabeen NSW 2101



Prepared on 19 January 2023



2    
 1    
 1    
 2,803m<sup>2</sup>

17/27-31 Goodwin Street  
Narrabeen NSW 2101

Sold Price: \$1,050,000

Sold Date: 14 October 2022

Distance from Subject: 0.3km

Features: Medium Density Residential, 1 Lounge/Dining Rooms Combined, RESIDENTIAL



2    
 1    
 2    
 153m<sup>2</sup>

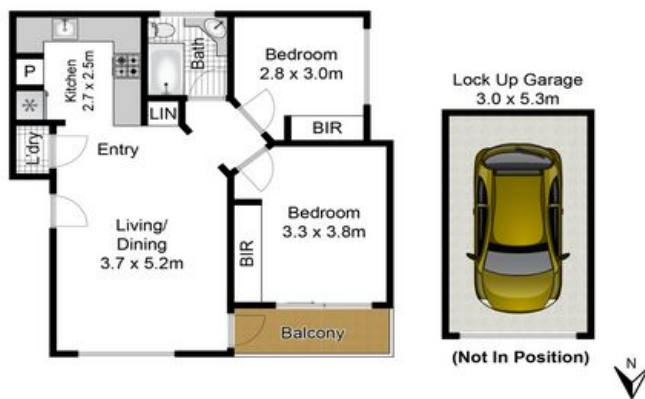
69/1337-1347 Pittwater Road  
Narrabeen NSW 2101

Sold Price: **\$1,190,000**

Sold Date: 30 November 2022

Distance from Subject: 0.6km

Features: Medium Density Residential



18/1204 Pittwater Road, Narrabeen

Laing+Simmons

2    
 1    
 1    
 72m<sup>2</sup>

18/1204 Pittwater Road  
Narrabeen NSW 2101

Sold Price: \$990,000

Sold Date: 11 July 2022

Distance from Subject: 0.1km

Features: Low Density Residential, Stainless Steel Appliances, Internal Laundry, Floorboards, Area Views, Beach Front, Built-In Wardrobes,

**\*Agent Advised**

CoreLogic IntelliVal Automated Valuation Estimate

Prepared on 19 January 2023

## Narrabeen Insights: A Snapshot



### Houses

Median Price  
**\$2,656,956**

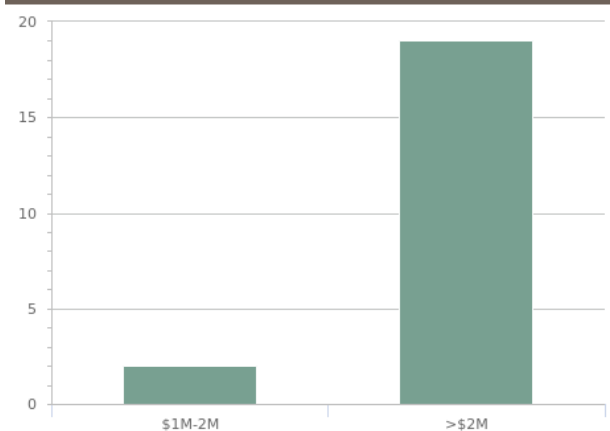
	Past Sales	Capital Growth
2022	21	↓ 24.29%
2021	36	↑ 47.12%
2020	16	↑ 14.09%
2019	23	↑ 12.83%
2018	19	↓ 8.33%

### Units

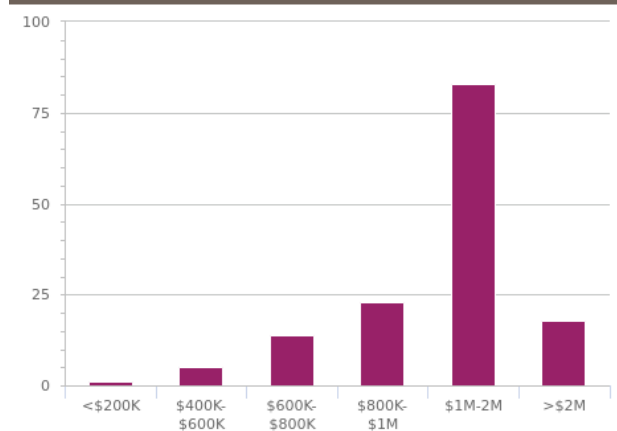
Median Price  
**\$1,064,345**

	Past Sales	Capital Growth
2022	145	↓ 19.60%
2021	200	↑ 37.49%
2020	181	↑ 9.85%
2019	139	↑ 5.15%
2018	139	↓ 7.45%

### House Sales by Price (Past 12 Months)



### Unit Sales by Price (Past 12 Months)



CoreLogic IntelliVal Automated Valuation Estimate

Prepared on 19 January 2023

## Disclaimers

This publication reproduces materials and content owned or licenced by RP Data Pty Ltd trading as CoreLogic Asia Pacific (CoreLogic) and may include data, statistics, estimates, indices, photographs, maps, tools, calculators (including their outputs), commentary, reports and other information (CoreLogic Data).

The CoreLogic Data provided in this publication is of a general nature and should not be construed as specific advice or relied upon in lieu of appropriate professional advice.

While CoreLogic uses commercially reasonable efforts to ensure the CoreLogic Data is current, CoreLogic does not warrant the accuracy, currency or completeness of the CoreLogic Data and to the full extent permitted by law excludes all loss or damage howsoever arising (including through negligence) in connection with the CoreLogic Data.

Contains property sales information provided under licence from the Land and Property Information ("LPI"). RP Data Pty Ltd trading as CoreLogic is authorised as a Property Sales Information provider by the LPI.

An Estimated Value is generated (i) by a computer driven mathematical model in reliance on available data; (ii) without the physical inspection of the subject property; (iii) without taking into account any market conditions (including building, planning, or economic), and/or (iv) without identifying observable features or risks (including adverse environmental issues, state of repair, improvements, renovations, aesthetics, views or aspect) which may, together or separately, affect the value.

An Estimated Value is current only at the date of publication or supply. CoreLogic expressly excludes any warranties and representations that an Estimated Value is an accurate representation as to the market value of the subject property.

To the full extent permitted by law, CoreLogic excludes all liability for any loss or damage howsoever arising or suffered by the recipient, whether as a result of the recipient's reliance on the accuracy of an Estimated Value or otherwise arising in connection with an Estimated Value.

### How to read Estimated Value

The Confidence is based on a statistical calculation as to the probability of the Estimated Value being accurate compared to market value. The available confidence values returned are High, Medium-High, Medium, Medium-Low, and Low. An Estimated Value with a 'High' confidence is considered more reliable than an Estimated Value with a 'Medium-High', 'Medium', 'Medium-Low' or 'Low' confidence. The Confidence is a reflection of the amount of data we have on the property and similar properties in the surrounding areas. Generally, the more data we have for the local real estate market and subject property, the higher the Confidence level will be. Confidence should be considered alongside the Estimated Value.

Confidence is displayed as a coloured coded range with red representing low confidence, through to amber which represents medium confidence to green for higher confidence.



For more information on estimated values: <https://www.corelogic.com.au/estimated-value-faqs>

If you have any questions or concerns about the information in this report, please contact our customer care team.

Within Australia: **1300 734 318**  
Email Us: **customer@corelogic.com.au**

# IntelliVal Automated Valuation Estimate

Prepared on 19 January 2023



8/1264 Pittwater Road Narrabeen NSW 2101

Estimated Value:

**\$1,020,000**

Estimated Value Confidence:



Low

High

Estimated Price Range:

**\$863,000 - \$1,168,000**

Property Attributes:



2



1



1



84m<sup>2</sup>



Year Built

2011



Land Area

-



Property Type

Unit



Land Use

-



Development Zoning

Residential

## Sales History

Sale Date	Sale Price	Sale Type
05 Oct 2010	\$650,000	Unknown

Estimated Value as at 16 January 2023. An automated valuation model estimate (Estimated Value) is a statistically derived estimate of the value of the subject property. An Estimated Value must not be relied upon as a professional valuation or an accurate representation of the market value of the subject property as determined by the valuer.

For further information about confidence levels, please refer to the end of this document.

CoreLogic IntelliVal Automated Valuation Estimate



8/1264 Pittwater Road Narrabeen NSW 2101



Prepared on 19 January 2023

## Location Highlights



CoreLogic IntelliVal Automated Valuation Estimate

8/1264 Pittwater Road Narrabeen NSW 2101



Prepared on 19 January 2023

## Recently Sold Properties



2 1 1 2,803m<sup>2</sup>

17/27-31 Goodwin Street  
Narrabeen NSW 2101

Sold Price: \$1,050,000

Sold Date: 14 October 2022

Distance from Subject: 0.4km

Features: Medium Density Residential, 1 Lounge/Dining Rooms Combined, RESIDENTIAL



2 1 1 4,442m<sup>2</sup>

30/24 Goodwin Street  
Narrabeen NSW 2101

Sold Price: \$925,000

Sold Date: 26 August 2022

Distance from Subject: 0.5km

Features: Medium Density Residential, 1 Floor Level Of Unit, RESIDENTIAL



2 1 1 2,665m<sup>2</sup>

8/29-33 Mactier Street  
Narrabeen NSW 2101

Sold Price: \$1,150,000

Sold Date: 12 August 2022

Distance from Subject: 0.5km

Features: Low Density Residential, 1 Dining Rooms, 1 Lounge Rooms, 1 Lounge/Dining Rooms Combined, RESIDENTIAL

CoreLogic IntelliVal Automated Valuation Estimate



# 8/1264 Pittwater Road Narrabeen NSW 2101



Prepared on 19 January 2023



Ashley Van Deyk | 0478 009 390  
Ash Lowe | 0405 889 890

2 1 1 87m<sup>2</sup>

3/7 Wetherill Street Narrabeen  
NSW 2101

Sold Price: **\$900,000**

Sold Date: 23 December 2022

Distance from Subject: 0.8km

Features: Medium Density Residential,  
Courtyard, Home Unit



2 1 1 111m<sup>2</sup>

6/3 Wetherill Street Narrabeen  
NSW 2101

Sold Price: \$1,070,000

Sold Date: 05 September 2022

Distance from Subject: 0.8km

Features: Medium Density Residential, Carpet  
Floor, RESIDENTIAL



2 1 1 83m<sup>2</sup>

10/1351 Pittwater Road  
Narrabeen NSW 2101

Sold Price: \$950,000

Sold Date: 06 June 2022

Distance from Subject: 0.1km

Features: Low Density Residential,  
RESIDENTIAL

**\*Agent Advised**

CoreLogic IntelliVal Automated Valuation Estimate

Prepared on 19 January 2023

## Narrabeen Insights: A Snapshot



### Houses

Median Price  
**\$2,656,956**

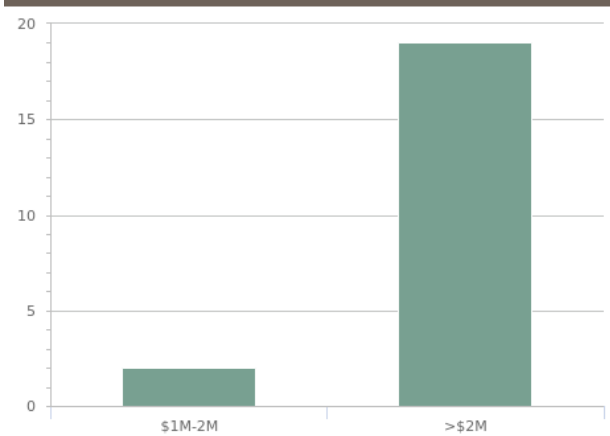
	Past Sales	Capital Growth
2022	21	↓ 24.29%
2021	36	↑ 47.12%
2020	16	↑ 14.09%
2019	23	↑ 12.83%
2018	19	↓ 8.33%

### Units

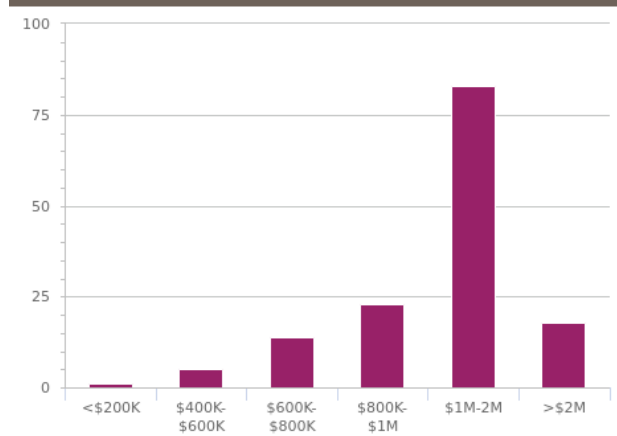
Median Price  
**\$1,064,345**

	Past Sales	Capital Growth
2022	145	↓ 19.60%
2021	200	↑ 37.49%
2020	181	↑ 9.85%
2019	139	↑ 5.15%
2018	139	↓ 7.45%

### House Sales by Price (Past 12 Months)



### Unit Sales by Price (Past 12 Months)



CoreLogic IntelliVal Automated Valuation Estimate



Prepared on 19 January 2023

## Disclaimers

This publication reproduces materials and content owned or licenced by RP Data Pty Ltd trading as CoreLogic Asia Pacific (CoreLogic) and may include data, statistics, estimates, indices, photographs, maps, tools, calculators (including their outputs), commentary, reports and other information (CoreLogic Data).

The CoreLogic Data provided in this publication is of a general nature and should not be construed as specific advice or relied upon in lieu of appropriate professional advice.

While CoreLogic uses commercially reasonable efforts to ensure the CoreLogic Data is current, CoreLogic does not warrant the accuracy, currency or completeness of the CoreLogic Data and to the full extent permitted by law excludes all loss or damage howsoever arising (including through negligence) in connection with the CoreLogic Data.

Contains property sales information provided under licence from the Land and Property Information ("LPI"). RP Data Pty Ltd trading as CoreLogic is authorised as a Property Sales Information provider by the LPI.

An Estimated Value is generated (i) by a computer driven mathematical model in reliance on available data; (ii) without the physical inspection of the subject property; (iii) without taking into account any market conditions (including building, planning, or economic), and/or (iv) without identifying observable features or risks (including adverse environmental issues, state of repair, improvements, renovations, aesthetics, views or aspect) which may, together or separately, affect the value.

An Estimated Value is current only at the date of publication or supply. CoreLogic expressly excludes any warranties and representations that an Estimated Value is an accurate representation as to the market value of the subject property.

To the full extent permitted by law, CoreLogic excludes all liability for any loss or damage howsoever arising or suffered by the recipient, whether as a result of the recipient's reliance on the accuracy of an Estimated Value or otherwise arising in connection with an Estimated Value.

### How to read Estimated Value

The Confidence is based on a statistical calculation as to the probability of the Estimated Value being accurate compared to market value. The available confidence values returned are High, Medium-High, Medium, Medium-Low, and Low. An Estimated Value with a 'High' confidence is considered more reliable than an Estimated Value with a 'Medium-High', 'Medium', 'Medium-Low' or 'Low' confidence. The Confidence is a reflection of the amount of data we have on the property and similar properties in the surrounding areas. Generally, the more data we have for the local real estate market and subject property, the higher the Confidence level will be. Confidence should be considered alongside the Estimated Value.

Confidence is displayed as a coloured coded range with red representing low confidence, through to amber which represents medium confidence to green for higher confidence.



For more information on estimated values: <https://www.corelogic.com.au/estimated-value-faqs>

If you have any questions or concerns about the information in this report, please contact our customer care team.

Within Australia: **1300 734 318**  
Email Us: **customer@corelogic.com.au**

# ORD MINNETT

## PORTFOLIO VALUATION

Portfolio Details as at: 30 June 2022

*Monsax Pty Ltd*  
<Arnold Super Fund A/C>

Code	Security Name	Quantity	Cost Base	Market Price	Market Value	Assets %	Est. Yield %	Est. Annual Income	Est. Franking %	Est. Franking Credits	Est. Gross Yield %
<b>EQUITIES</b>											
<b>Unlisted Equities Sector</b>											
<b>Unlisted Equities</b>											
RRLU	RZ RESOURCES LIMITED	100,000	35,000.00	1.25	125,000.00	3.09					
<b>Sub Total</b>			<b>35,000.00</b>		<b>125,000.00</b>	<b>3.09</b>					
<b>Energy Sector</b>											
<b>Energy</b>											
WDS	WOODSIDE ENERGY	650	19,344.00	31.84	20,696.00	0.51	9.61	1,989.72	100.00	852.74	13.73
<b>Sub Total</b>			<b>19,344.00</b>		<b>20,696.00</b>	<b>0.51</b>		<b>1,989.72</b>		<b>852.74</b>	
<b>Materials Sector</b>											
<b>Materials</b>											
AMC	AMCOR PLC	3,000	44,815.00	18.04	54,120.00	1.34	3.70	2,004.00			3.70
BHP	BHP GROUP LIMITED	3,600	151,650.87	41.25	148,500.00	3.67	10.68	15,855.73	100.00	6,795.31	15.25
FMG	FORTESCUE METALS GRP	1,400	31,191.00	17.53	24,542.00	0.61	11.81	2,898.00	100.00	1,242.00	16.87
INR	IONEER LTD	110,000	46,475.00	0.41	45,100.00	1.12					
NML	NAVARRE MINERALS LTD	440,000	29,040.00	0.04	18,920.00	0.47					
RIO	RIO TINTO LIMITED	1,220	146,450.00	102.70	125,294.00	3.10	9.35	11,721.03	100.00	5,023.30	13.36
<b>Sub Total</b>			<b>449,621.87</b>		<b>416,476.00</b>	<b>10.30</b>		<b>32,478.76</b>		<b>13,060.61</b>	

Adviser Name: Matthew Rivett  
Location: SYDNEY  
Phone No: (02) 8216 6392  
Account No: 1148966

Note: Estimate information based on rolling 12 months actual data.

Ord Minnett Limited AFS Licence 237121 ABN 86 002 733 048 A Market Participant of the Australian Stock Exchange Limited

While Ord Minnett believes that the information contained herein is reliable, no warranty is given as to its accuracy or the accuracy of information or material from other sources and persons who rely on it do so at their own risk. Accordingly you should satisfy yourself as to the correctness or otherwise of the statements contained herein.

# ORD MINNETT

## PORTFOLIO VALUATION

Portfolio Details as at: 30 June 2022

*Monsax Pty Ltd*  
<Arnold Super Fund A/C>

Code	Security Name	Quantity	Cost Base	Market Price	Market Value	Assets %	Est. Yield %	Est. Annual Income	Est. Franking %	Est. Franking Credits	Est. Gross Yield %
<b>Industrials Sector</b>											
<b>Commercial &amp; Professional Services</b>											
SIQ	SMARTGRP CORPORATION	8,000	50,055.00	6.11	48,880.00	1.21	6.60	1,161.60			2.38
<b>Sub Total</b>			<b>50,055.00</b>		<b>48,880.00</b>	<b>1.21</b>		<b>1,161.60</b>			
<b>Transportation</b>											
AQZ	ALLIANCE AVIATION	11,860	34,987.00	3.57	42,340.20	1.05					
DBI	DALRYMPLE BAY	27,300	65,377.69	1.97	53,781.00	1.33	9.21	4,950.86			9.21
KLS	KELSIAN GROUP LTD	5,500	34,979.99	5.70	31,350.00	0.78	2.89	907.50	100.00	388.93	4.14
<b>Sub Total</b>			<b>135,344.68</b>		<b>127,471.20</b>	<b>3.15</b>		<b>5,858.36</b>		<b>388.93</b>	
<b>Consumer Staples Sector</b>											
<b>Food &amp; Staples Retailing</b>											
COL	COLES GROUP	3,200	49,772.41	17.81	56,992.00	1.41	2.40	910.08	100.00	390.03	2.28
<b>Sub Total</b>			<b>49,772.41</b>		<b>56,992.00</b>	<b>1.41</b>		<b>910.08</b>		<b>390.03</b>	
<b>Food Beverage &amp; Tobacco</b>											
TSI	TOP SHELF	13,600	30,056.00	1.08	14,688.00	0.36					
<b>Sub Total</b>			<b>30,056.00</b>		<b>14,688.00</b>	<b>0.36</b>					

### Health Care Sector

Adviser Name: Matthew Rivett  
Location: SYDNEY  
Phone No: (02) 8216 6392  
Account No: 1148966

*Note: Estimate information based on rolling 12 months actual data.*

**Ord Minnett Limited** AFS Licence 237121 ABN 86 002 733 048 A Market Participant of the Australian Stock Exchange Limited

While Ord Minnett believes that the information contained herein is reliable, no warranty is given as to its accuracy or the accuracy of information or material from other sources and persons who rely on it do so at their own risk. Accordingly you should satisfy yourself as to the correctness or otherwise of the statements contained herein.

# ORD MINNETT

## PORTFOLIO VALUATION

Portfolio Details as at: 30 June 2022

*Monsax Pty Ltd*  
<Arnold Super Fund A/C>

Code	Security Name	Quantity	Cost Base	Market Price	Market Value	Assets %	Est. Yield %	Est. Annual Income	Est. Franking %	Est. Franking Credits	Est. Gross Yield %
<b>Pharmaceuticals, Biotech &amp; Life Sciences</b>											
CSL	CSL LIMITED	400	110,900.00	269.06	107,624.00	2.66	1.18	1,272.48	5.53	30.14	1.21
TRJ	TRAJAN GROUP HOLDING	20,000	40,000.00	2.00	40,000.00	0.99					
<b>Sub Total</b>			<b>150,900.00</b>		<b>147,624.00</b>	<b>3.65</b>		<b>1,272.48</b>		<b>30.14</b>	
<b>Financials Sector</b>											
<b>Diversified Financials</b>											
MFGO	MAGELLAN FIN GRP LTD	263		0.74	193.31	0.00					
MQG	MACQUARIE GROUP LTD	456	70,394.41	164.51	75,016.56	1.86	3.78	2,836.32	40.00	486.23	4.43
PAC	PACIFIC GRP LTD	5,000	25,754.94	6.92	34,600.00	0.86	5.49	1,900.00	100.00	814.29	7.84
RF1	REGAL INVEST FUND	100,000	291,785.39	2.84	284,000.00	7.02	13.93	39,563.20			13.93
<b>Sub Total</b>			<b>387,934.74</b>		<b>393,809.87</b>	<b>9.74</b>		<b>44,299.52</b>		<b>1,300.51</b>	
<b>Communication Services Sector</b>											
<b>Telecommunication Services</b>											
TLS	TELSTRA CORPORATION.	27,000	101,035.00	3.85	103,950.00	2.57	3.51	3,645.00	100.00	1,562.14	5.01
<b>Sub Total</b>			<b>101,035.00</b>		<b>103,950.00</b>	<b>2.57</b>		<b>3,645.00</b>		<b>1,562.14</b>	
<b>Real Estate Sector</b>											
<b>Real Estate</b>											
ECF	ELANOR COMM PROP	139,381	146,126.89	1.00	138,684.10	3.43	9.41	13,046.79			9.41

Adviser Name: Matthew Rivett  
Location: SYDNEY  
Phone No: (02) 8216 6392  
Account No: 1148966

*Note: Estimate information based on rolling 12 months actual data.*

**Ord Minnett Limited** AFS Licence 237121 ABN 86 002 733 048 A Market Participant of the Australian Stock Exchange Limited

While Ord Minnett believes that the information contained herein is reliable, no warranty is given as to its accuracy or the accuracy of information or material from other sources and persons who rely on it do so at their own risk. Accordingly you should satisfy yourself as to the correctness or otherwise of the statements contained herein.

# ORD MINNETT

## PORTFOLIO VALUATION

Portfolio Details as at: 30 June 2022

*Monsax Pty Ltd*  
<Arnold Super Fund A/C>

Code	Security Name	Quantity	Cost Base	Market Price	Market Value	Assets %	Est. Yield %	Est. Annual Income	Est. Franking %	Est. Franking Credits	Est. Gross Yield %
EHREF	ELANOR HEALTHCARE REAL ESTATE FUND - UNLISTED UNITS	77,778	66,164.19	1.15	89,444.70	2.21	7.30	5,677.79			6.35
HDN	HOMEEO DAILY NEEDS	28,500	35,361.10	1.28	36,480.00	0.90	6.47	2,359.80			6.47
HMC	HOMEEO LIMITED	11,940	31,806.97	4.51	53,849.40	1.33	2.66	1,432.80	100.00	614.06	3.80
<b>Sub Total</b>			<b>279,459.15</b>		<b>318,458.20</b>	<b>7.88</b>		<b>22,517.18</b>		<b>614.06</b>	
<b>Sub Total</b>			<b>1,688,522.85</b>		<b>1,774,045.27</b>	<b>43.88</b>		<b>114,132.70</b>		<b>18,199.16</b>	
<b>MANAGED FUNDS</b>											
<b>International Equity</b>											
	CAISMILINTL-CICAI5 MILLENIUM INTL. LTD - CLASS D	138	65,348.89	3,618.14	501,105.44	12.39					
<b>Sub Total</b>			<b>65,348.89</b>		<b>501,105.44</b>	<b>12.39</b>					
<b>INTEREST RATE SECURITIES</b>											
MXT	METRICS MASTER	127,059	254,118.00	1.96	248,400.35	6.14	4.82	11,968.96			4.82
<b>Sub Total</b>			<b>254,118.00</b>		<b>248,400.35</b>	<b>6.14</b>		<b>11,968.96</b>			
<b>INTERNATIONAL INTEREST RATE SECURITIES</b>											
KKC	KKR CREDIT INC FUND	120,000	292,498.85	1.82	218,400.00	5.40	6.98	15,252.12			6.98
PGG	PARTNERS GRP GLOBAL	179,000	353,980.02	1.66	296,245.00	7.33	5.86	17,351.72			5.86
<b>Sub Total</b>			<b>646,478.87</b>		<b>514,645.00</b>	<b>12.73</b>		<b>32,603.84</b>			

Adviser Name: Matthew Rivett  
Location: SYDNEY  
Phone No: (02) 8216 6392  
Account No: 1148966

*Note: Estimate information based on rolling 12 months actual data.*

**Ord Minnett Limited** AFS Licence 237121 ABN 86 002 733 048 A Market Participant of the Australian Stock Exchange Limited

While Ord Minnett believes that the information contained herein is reliable, no warranty is given as to its accuracy or the accuracy of information or material from other sources and persons who rely on it do so at their own risk. Accordingly you should satisfy yourself as to the correctness or otherwise of the statements contained herein.

# ORD MINNETT

## PORTFOLIO VALUATION

Portfolio Details as at: 30 June 2022

*Monsax Pty Ltd*  
<Arnold Super Fund A/C>

Code	Security Name	Quantity	Cost Base	Market Price	Market Value	Assets %	Est. Yield %	Est. Annual Income	Est. Franking %	Est. Franking Credits	Est. Gross Yield %
<b>HYBRID SECURITIES</b>											
ANZPJ	ANZ BANKING GRP LTD CAP NOTE 3-BBSW+2.70% PERP NON-CUM RED T-03-29	1,260	126,000.00	95.79	120,695.40	2.99	3.27	4,057.20	100.00	1,738.80	4.80
CBAPG	COMMONWEALTH BANK. CAP NOTE 3-BBSW+3.40% PERP NON-CUM RED T-04-25	500	50,000.00	101.70	50,850.00	1.26	2.68	1,360.45	100.00	583.05	3.82
MBLPD	MACQUARIE BANK LTD CAP NOTE 3-BBSW+2.90% PERP NON-CUM RED T-09-28	1,750	175,000.00	97.15	170,012.50	4.21	3.57	6,212.50	40.00	1,065.00	4.28
MQGPD	MACQUARIE GROUP LTD CAP NOTE 3-BBSW+4.15% PERP NON-CUM RED T-09-26	1,650	165,000.00	103.14	170,181.00	4.21	3.82	6,501.33	40.00	1,114.51	4.48
MQGPE	MACQUARIE GROUP LTD CAP NOTE 3-BBSW+2.90% PERP NON-CUM RED T-09-27	1,000	100,000.00	97.22	97,220.00	2.40	3.00	2,913.60	40.00	499.47	3.51
<b>Sub Total</b>			<b>616,000.00</b>		<b>608,958.90</b>	<b>15.06</b>		<b>21,045.08</b>		<b>5,000.84</b>	
<b>CASH</b>											
OMMCMT	ORD MINNETT CASH MANAGEMENT TRUST	348,145	348,145.26	1.00	348,145.26	8.61	0.23	805.09			0.23
PERSHING_USD	PERSHING US DOLLARS	(125)	(181.07)	1.45	(181.07)	0.00					
<b>Sub Total</b>			<b>347,964.19</b>		<b>347,964.19</b>	<b>8.61</b>		<b>805.09</b>			

Adviser Name: Matthew Rivett  
Location: SYDNEY  
Phone No: (02) 8216 6392  
Account No: 1148966

Note: Estimate information based on rolling 12 months actual data.

Ord Minnett Limited AFS Licence 237121 ABN 86 002 733 048 A Market Participant of the Australian Stock Exchange Limited

While Ord Minnett believes that the information contained herein is reliable, no warranty is given as to its accuracy or the accuracy of information or material from other sources and persons who rely on it do so at their own risk. Accordingly you should satisfy yourself as to the correctness or otherwise of the statements contained herein.

# **ORD MINNETT**

## **PORTFOLIO VALUATION**

Portfolio Details as at: 30 June 2022

*Monsax Pty Ltd  
<Arnold Super Fund A/C>*

<b>Code</b>	<b>Security Name</b>	<b>Quantity</b>	<b>Cost Base</b>	<b>Market Price</b>	<b>Market Value</b>	<b>Assets %</b>	<b>Est. Yield %</b>	<b>Est. Annual Income</b>	<b>Est. Franking %</b>	<b>Est. Franking Credits</b>	<b>Est. Gross Yield %</b>
<b>OTHER</b>											
POF	ORD MINNETT PRIVATE OPPORTUNITIES FUND - UNLISTED UNITS	50,000	50,000.00	0.96	47,786.00	1.18					
<b>Sub Total</b>			<b>50,000.00</b>		<b>47,786.00</b>	<b>1.18</b>					
<b>TOTAL PORTFOLIO</b>			<b>3,668,432.80</b>		<b>4,042,905.15</b>	<b>100.00</b>	<b>4.47</b>	<b>180,555.66</b>		<b>23,200.00</b>	<b>5.04</b>

*\*The cash balance on the Portfolio Valuation will take into account transactions that have a settlement date after the report date and income that is due but not yet paid. Please refer to the Unsettled Accruals report for transaction details.*

*Adviser Name: Matthew Rivett  
Location: SYDNEY  
Phone No: (02) 8216 6392  
Account No: 1148966*

*Note: Estimate information based on rolling 12 months actual data.*

**Ord Minnett Limited** AFS Licence 237121 ABN 86 002 733 048 A Market Participant of the Australian Stock Exchange Limited

While Ord Minnett believes that the information contained herein is reliable, no warranty is given as to its accuracy or the accuracy of information or material from other sources and persons who rely on it do so at their own risk. Accordingly you should satisfy yourself as to the correctness or otherwise of the statements contained herein.



THE TRUSTEES  
THE ARNOLD SUPERANNUATION FUND  
UNIT 7 22-26 THE AVENUE  
COLLARROY NSW 2097

### Business Super Bonds

Policy number: 75074036  
Statement period: 01/07/2021 to 30/06/2022

July 2022

Superannuation fund name: THE ARNOLD SUPERANNUATION FUND  
Trustee: MONSAX PTY LIMITED

### Statement of unit holdings

Investment option	Opening balance as at 01/07/2021			Closing balance as at 30/06/2022		
	No. of units	Unit price (\$)	Balance (\$)	No. of units	Unit price (\$)	Balance (\$)
High Growth	8,014.929	6.491739	52,030.83	8,014.929	6.218072	49,837.41
Growth	10,280.651	8.143693	83,722.47	10,280.651	7.772902	79,910.49
Balanced	NIL	3.877843	NIL	NIL	3.694095	NIL
Capital Secure	NIL	3.154840	NIL	NIL	3.007002	NIL
	Net value of investment		135,753.30	Net value of investment		129,747.90

### Investment returns

Investment option	Net returns for the period ended 30/06/2022	Net earnings/loss for the period ended 30/06/2022
High Growth	-4.2%	2,193.42-
Growth	-4.6%	3,811.98-
Balanced	-4.7%	0.00+
Capital Secure	-4.7%	0.00+

NOTES: Opening and closing balances relate to the investment options maintained under the policy. They are calculated using withdrawal unit prices on the relevant dates.

The net value of the investment reflects the net value of your policy as at the date of the opening and closing balances.

The investment options are part of the AIA Australia Statutory Fund No.2L.

For further information on any aspect of your investment, please contact our Customer Service Team on **13 2015** between 8.30 am and 6 pm (AEST/AEDT), Monday to Friday, excluding public holidays.



20 April 2022

**Monsax Pty Ltd ATF Arnold Super Fund**

Att: Christine Arnold  
C/-Ord Minnett Ltd-Pars Dept  
GPO Box 5274  
Sydney NSW 2001  
Australia

Investor No.: 347271

**Grapple Finance Trust**

**SUBSCRIPTION CONFIRMATION**

On Dealing Day 01 April 2022, we confirm we have issued the following units :

Description of Units

Ordinary Units of par value AUD 1.00 per unit

Class [or Series] of Unit	<b>Main Series</b>
Number of Units Issued	<b>48,942.29</b>
Offering Price	<b>AUD 1.0216</b>
Subscription Amount	<b>AUD 50,000.00</b>
Dealing Date	<b>01 April 2022</b>
Reference	<b>2676133</b>

Distribution Reinvestment Option: Direct deposit

Please contact Apex Fund Services at [InvestorRegistry@apexfunds.com.au](mailto:InvestorRegistry@apexfunds.com.au) should you require further information.

Small differences between market value & NAV x units may exist due to rounding.

# ORD MINNETT

## CASH TRANSACTION STATEMENT

From 1 July 2021 Through 30 June 2022

*Monsax Pty Ltd*

*<Arnold Super Fund A/C>*

Date	Description	Debit	Credit	Balance
07-Mar-22	Macquarie Bank Capital Notes 3 - Dividend		1,089.55	55,429.50
08-Mar-22	Mcp Master Income Trust - Distribution		851.30	56,280.80
08-Mar-22	Magellan Financial Group Limited - Dividend		2,312.10	58,592.90
10-Mar-22	Macquarie Group Limited Convertible Preference Share 3 - Dividend		1,462.72	60,055.62
11-Mar-22	Transfer to CBA A/c NetBank reverse rent tf	(2,800.00)		57,255.62
11-Mar-22	Transfer from NetBank rent		2,800.00	60,055.62
11-Mar-22	Kkr Credit Income Fund - Dividend		1,200.00	61,255.62
11-Mar-22	JB Hi-Fi Limited - Dividend		228.20	61,483.82
15-Mar-22	Commonwealth Bank of Australia - PERLS X - Dividend		298.80	61,782.62
15-Mar-22	Amtcor Limited - Dividend		505.50	62,288.12
16-Mar-22	Partners Group Global Income Fund - Dividend		1,223.14	63,511.26
17-Mar-22	Cash Withdrawal - Bght 56000 INR @ 0.4625	(25,955.00)		37,556.26
17-Mar-22	Alumina Limited - Dividend		702.00	38,258.26
18-Mar-22	Transfer In CBA ACA Transaction Options Netting C		1,887.60	40,145.86
18-Mar-22	Macquarie Group Capital Notes 5 - Dividend		610.20	40,756.06
19-Mar-22	Cessation of Reporting on ACA account	(40,756.06)		0.00
30-Jun-22	Closing Balance	(1,043,163.04)	957,264.07	0.00

### Ord Minnett Cash Management Trust

01-Jul-21	Opening Balance			0.00
21-Mar-22	Direct Credit (THE ARNOLD SUPER Funds Transfer)		40,756.06	40,756.06
23-Mar-22	Cash Withdrawal - Bght 860 ANZZZ @ 100.0000	(86,000.00)		(45,243.94)
23-Mar-22	Transferred from A/C 1148966 - DEPOSIT		217,146.77	171,902.83
23-Mar-22	Smartgroup Corporation Limited - Special Dividend		2,400.00	174,302.83
23-Mar-22	Smartgroup Corporation Limited - Dividend		1,520.00	175,822.83

*Adviser Name: Matthew Rivett*

*Location: SYDNEY*

*Phone No: (02) 8216 6392*

*Account No: 1148966*

**Ord Minnett Limited** AFS Licence 237121 ABN 86 002 733 048 A Market Participant of the Australian Stock Exchange Limited

While Ord Minnett believes that the information contained herein is reliable, no warranty is given as to its accuracy or the accuracy of information or material from other sources and persons who rely on it do so at their own risk. Accordingly you should satisfy yourself as to the correctness or otherwise of the statements contained herein.

# ORD MINNETT

## CASH TRANSACTION STATEMENT

From 1 July 2021 Through 30 June 2022

*Monsax Pty Ltd*

*<Arnold Super Fund A/C>*

Date	Description	Debit	Credit	Balance
23-Mar-22	Dalrymple Bay Infrastructure Limited - Dividend		1,228.50	177,051.33
24-Mar-22	Direct Credit (THE ARNOLD SF )		3.05	177,054.38
24-Mar-22	Direct Credit (BS SUPERANNUATIO )		0.08	177,054.46
28-Mar-22	BHP Billiton Limited - Dividend		4,681.26	181,735.72
29-Mar-22	Northern Star Resources Ltd - Dividend		700.00	182,435.72
29-Mar-22	Cash Withdrawal - Bght 400 ANZPJ @ 100.0000	(40,000.00)		142,435.72
30-Mar-22	Fortescue Metals Group Ltd - Dividend		1,204.00	143,639.72
31-Mar-22	Coles Group Limited - Dividend		1,056.00	144,695.72
31-Mar-22	Cash Deposit - Interest		2.03	144,697.75
01-Apr-22	Telstra Corporation Limited - Special Dividend		540.00	145,237.75
01-Apr-22	Telstra Corporation Limited - Dividend		1,620.00	146,857.75
01-Apr-22	Grapple Finance Trust; BSB 012-019; a/c 838365687 (Monsax Arnold Supe)	(50,000.00)		96,857.75
06-Apr-22	CSL Limited - Dividend		569.16	97,426.91
07-Apr-22	Home Consortium - Dividend		716.40	98,143.31
07-Apr-22	PARS Fee 01Mar2022 to 31Mar2022	(3,183.98)		94,959.33
08-Apr-22	Mcp Master Income Trust - Distribution		914.82	95,874.15
13-Apr-22	Kkr Credit Income Fund - Dividend		1,200.00	97,074.15
14-Apr-22	Pacific Current Group Limited - Dividend		750.00	97,824.15
20-Apr-22	Partners Group Global Income Fund - Dividend		1,223.14	99,047.29
20-Apr-22	Cash Deposit - JB Hi-Fi Limited (JBH) - Off Market Share Buy-Back (Dividend Component of \$41.87 per share)		5,861.80	104,909.09
20-Apr-22	JB Hi-Fi Limited (JBH) - Off Market Share Buy-Back (Cash Proceeds of Capital Component of \$3.18)		445.20	105,354.29
21-Apr-22	Rio Tinto Limited - Special Dividend		1,046.76	106,401.05
21-Apr-22	Rio Tinto Limited - Dividend		7,039.89	113,440.94

*Adviser Name: Matthew Rivett*

*Location: SYDNEY*

*Phone No: (02) 8216 6392*

*Account No: 1148966*

**Ord Minnett Limited** AFS Licence 237121 ABN 86 002 733 048 A Market Participant of the Australian Stock Exchange Limited

While Ord Minnett believes that the information contained herein is reliable, no warranty is given as to its accuracy or the accuracy of information or material from other sources and persons who rely on it do so at their own risk. Accordingly you should satisfy yourself as to the correctness or otherwise of the statements contained herein.

# ORD MINNETT

## CASH TRANSACTION STATEMENT

From 1 July 2021 Through 30 June 2022

*Monsax Pty Ltd*

*<Arnold Super Fund A/C>*

Date	Description	Debit	Credit	Balance
22-Apr-22	Transferred from A/C 1148966 - DEPOSIT		1,362.60	114,803.54
26-Apr-22	Cash Withdrawal - Bght 1350 BHP @ 50.9160	(68,791.60)		46,011.94
06-May-22	Elanor Commercial Property Fund - Dividend		3,275.45	49,287.39
06-May-22	PARS Fee 01Apr2022 to 30Apr2022	(3,176.37)		46,111.02
06-May-22	Elanor Healthcare Real Estate Fund - Distribution		1,467.36	47,578.38
09-May-22	Mcp Master Income Trust - Distribution		914.82	48,493.20
12-May-22	Kkr Credit Income Fund - Dividend		1,200.00	49,693.20
17-May-22	Cash Deposit - Sold 91000 IAP @ 1.9175		174,492.50	224,185.70
17-May-22	Partners Group Global Income Fund - Dividend		1,223.14	225,408.84
20-May-22	HomeCo Daily Needs REIT - Distribution		592.80	226,001.64
03-Jun-22	Cash Withdrawal - Bght 440000 NMLXX @ 0.0660	(29,040.00)		196,961.64
07-Jun-22	Macquarie Bank Capital Notes 3 - Dividend		1,142.75	198,104.39
07-Jun-22	PARS Fee 01May2022 to 31May2022	(3,318.34)		194,786.05
08-Jun-22	Mcp Master Income Trust - Distribution		1,092.71	195,878.76
10-Jun-22	Macquarie Group Limited Convertible Preference Share 3 - Dividend		1,524.93	197,403.69
14-Jun-22	Amcor Limited - Dividend		500.40	197,904.09
14-Jun-22	Kkr Credit Income Fund - Dividend		1,200.00	199,104.09
15-Jun-22	Commonwealth Bank of Australia - PERLS X - Dividend		313.60	199,417.69
16-Jun-22	Dalrymple Bay Infrastructure Limited - Dividend		1,246.93	200,664.62
17-Jun-22	Partners Group Global Income Fund - Dividend		1,290.51	201,955.13
20-Jun-22	ANZ Capital Notes 7 - Dividend		615.64	202,570.77
20-Jun-22	Macquarie Group Capital Notes 5 - Dividend		675.50	203,246.27
22-Jun-22	Cash Withdrawal - Bght 20000 TRJXX @ 2.0000	(40,000.00)		163,246.27
24-Jun-22	Westpac Banking Corporation - Dividend		2,501.00	165,747.27
30-Jun-22	Cash Deposit - Interest		60.49	165,807.76

*Adviser Name:* Matthew Rivett  
*Location:* SYDNEY  
*Phone No:* (02) 8216 6392  
*Account No:* 1148966

**Ord Minnett Limited** AFS Licence 237121 ABN 86 002 733 048 A Market Participant of the Australian Stock Exchange Limited

While Ord Minnett believes that the information contained herein is reliable, no warranty is given as to its accuracy or the accuracy of information or material from other sources and persons who rely on it do so at their own risk. Accordingly you should satisfy yourself as to the correctness or otherwise of the statements contained herein.

# ORD MINNETT

## CASH TRANSACTION STATEMENT

From 1 July 2021 Through 30 June 2022

*Monsax Pty Ltd*

*<Arnold Super Fund A/C>*

Date	Description	Debit	Credit	Balance
30-Jun-22	Closing Balance	(323,510.29)	489,318.05	165,807.76
<b>Pershing Australian Dollars</b>				
01-Jul-21	Opening Balance			0.00
22-Mar-22	AUSTRALIAN DOLLAR CURRENCY BUY AUD SELL USD @ .7473		217,146.77	217,146.77
23-Mar-22	OUTGOING NON USD CUR RENCY WIRE AUSTRALIA N DOLLAR CURRENCY	(217,146.77)		0.00
30-Jun-22	Closing Balance	(217,146.77)	217,146.77	0.00
<b>Pershing US Dollars</b>				
01-Jul-21	Opening Balance			(45.00)
25-Feb-22	Cash Deposit - CAIS MILLENNIUM INTL LTD CLASS D (CAYMAN) RETURN OF CAPITAL		162,403.78	162,358.78
01-Mar-22	ANNUAL CUSTODIAL MAINTENANCE FEE MIXED ACCT NG7071319	(65.00)		162,293.78
22-Mar-22	AUSTRALIAN DOLLAR CURRENCY BUY AUD SELL USD @ .7473	(162,273.78)		20.00
23-Mar-22	Outgoing Non USD Wires ACCT NG7-071319	(20.00)		0.00
01-Apr-22	SPECIAL PRODUCT FEE - Unregistered Alt Investment - Annual	(125.00)		(125.00)
30-Jun-22	Closing Balance	(162,483.78)	162,403.78	(125.00)

*Adviser Name:* Matthew Rivett  
*Location:* SYDNEY  
*Phone No:* (02) 8216 6392  
*Account No:* 1148966

**Ord Minnett Limited** AFS Licence 237121 ABN 86 002 733 048 A Market Participant of the Australian Stock Exchange Limited

While Ord Minnett believes that the information contained herein is reliable, no warranty is given as to its accuracy or the accuracy of information or material from other sources and persons who rely on it do so at their own risk. Accordingly you should satisfy yourself as to the correctness or otherwise of the statements contained herein.



003

THE TRUSTEES  
 UNIT 7 22-26 THE AVENUE  
 COLLAROY NSW 2097

Account Number 06 2127 10225452

Statement Period 1 Jun 2022 - 30 Jun 2022

Closing Balance \$3,200.02 CR

Enquiries 13 1998  
 (24 hours a day, 7 days a week)

## Business Transaction Account

If this account has an attached overdraft limit or facility which is secured over your primary place of residence or over a residential investment property you should ensure that the property is insured in accordance with the terms and conditions of the mortgage. If you have any queries about your insurance cover you should contact your insurer. Information on property insurance can also be found on [www.moneysmart.gov.au](http://www.moneysmart.gov.au). Note, if this account has an attached overdraft limit or facility and we send you a statement every 4 or 6 months, we will update your statement preference to every 3 months as part of changes made to the new Banking Code of Practice from 1 July 2019.

Name: MONSAX PTY LIMITED IN TRUST FOR  
 THE ARNOLD SUPERANNUATION FUND

Note: Have you checked your statement today? It's easy to find out more information about each of your transactions by logging on to the CommBank App or NetBank. Should you have any questions on fees or see an error please contact us on the details above. Cheque proceeds are available when cleared.

The date of transactions shown here may be different on your other transaction lists (for example, the transaction list that appears on the CommBank app).

Date	Transaction	Debit	Credit	Balance
01 Jun 2022	OPENING BALANCE			\$2,682.37 CR
24 Jun	Transfer from NetBank		50,000.00 ✓	\$52,682.37 CR
24 Jun	Transfer To Boyd Newton NetBank Inv 2122035 12/1271	392.00	✓	\$52,290.37 CR
24 Jun	Transfer To Boyd Newton NetBank Inv 2122034 12/1271	685.00	✓	\$51,605.37 CR
27 Jun	Transfer to CBA A/c NetBank reverse 50	50,000.00 ✓		\$1,605.37 CR
29 Jun	Transfer To Absolute NetBank 9098 Arnold SF 12/1271	750.00	✓	\$855.37 CR
30 Jun	Direct Credit 497073 My Asset Managem RENT PAYMNT ARNOLD		2,344.65	\$3,200.02 CR
30 Jun 2022	CLOSING BALANCE			\$3,200.02 CR

Opening balance	-	Total debits	+	Total credits	=	Closing balance
\$2,682.37 CR		\$51,827.00		\$52,344.65		\$3,200.02 CR

# 6302 73.1.1 ZZ256R3 0303 SL R3.S841.D170.O V06.00.35



# Your Statement

Statement 98 (Page 1 of 2)

Account Number 06 2127 10225460

Statement Period 1 Jun 2022 - 30 Jun 2022

Closing Balance \$114,237.57 CR

Enquiries 13 1998  
 (24 hours a day, 7 days a week)



003

THE TRUSTEES  
 UNIT 7 22-26 THE AVENUE  
 COLLAROY NSW 2097

## Business Online Saver

Name: MONSAX PTY LIMITED IN TRUST FOR  
 THE ARNOLD SUPERANNUATION FUND

Note: Have you checked your statement today? It's easy to find out more information about each of your transactions by logging on to the CommBank App or NetBank. Should you have any questions on fees or see an error please contact us on the details above. Cheque proceeds are available when cleared.

The date of transactions shown here may be different on your other transaction lists (for example, the transaction list that appears on the CommBank app).

Date	Transaction	Debit	Credit	Balance
01 Jun 2022	OPENING BALANCE			\$114,236.61 CR
01 Jun	Credit Interest		0.96	\$114,237.57 CR
24 Jun	Transfer to CBA A/c NetBank	50,000.00	<i>JAF</i>	\$64,237.57 CR
27 Jun	Transfer from NetBank reverse 50		50,000.00 <i>JAF</i>	\$114,237.57 CR
30 Jun 2022	CLOSING BALANCE			\$114,237.57 CR

<b>Opening balance</b>	-	<b>Total debits</b>	+	<b>Total credits</b>	=	<b>Closing balance</b>
\$114,236.61 CR		\$50,000.00		\$50,000.96		\$114,237.57 CR

### Your Credit Interest Rate Summary

Date	Balance	Standard Credit Interest Rate (p.a.)#
30 Jun	Less than \$10,000.00	0.00%
	\$10,000.00 and over	0.20%

#If your pricing is linked to the Reserve Bank of Australia's target cash rate, the interest rate will fluctuate with the cash rate movements. Note. Interest rates are effective as at the date shown but are subject to change.



\*# 5371.10810 ZZ258R3 0303SLR3.S941.D161.O.V06.00.35

# Business Optimiser statement



003

4294967197

Mrs C ARNOLD  
MONSAX PTY LTD ATF THE ARNOLD SUPERANNUATION  
FUND  
7/22-26 THE AVENUE  
COLLARROY NSW 2097

BSB number: 923 100

Business Optimiser number: 60854871

Statement number: 8

Statement from: 01/04/2022 to 30/06/2022



## Balance

Opening balance	Total money in	Total money out	Closing balance
\$10,283.26	\$0.00	\$0.00	\$10,285.83

## Transactions

Date	Details	Money out \$	Money in \$	Balance \$
30/04/2022	Interest Credit - Receipt 981130		0.85	10,284.11
31/05/2022	Interest Credit - Receipt 953095		0.87	10,284.98
30/06/2022	Interest Credit - Receipt 910044		0.85	10,285.83

## Financial Year Summary

Standard Variable rate for the end of statement period: 0.10% p.a.

Total Interest Financial Year to Date: \$10.26

Total Interest for this statement: \$2.57

Tax File Number/ABN/Exemption Provided: No

Please check all transactions carefully. If you believe there is an error or unauthorised transaction, or if you have any queries, please call us as soon as possible on 133 464.





26 August 2022

## Monsax Pty Ltd ATF Arnold Super Fund

Att: Christine Arnold  
C/-Ord Minnett Ltd-Pars Dept  
GPO Box 5274  
Sydney NSW 2001  
Australia

Investor No.: 347271

Part A: Your Details:

Tax file number (TFN)/ Tax identification number(TIN) : Received; Country of residence at 30 June 2022 : Australia; You are recorded as being: Superannuation Fund

## Grapple Finance Trust

---

### 2022 tax return information for the year ended 30 June 2022

---

---

#### Part B: Summary of 2022 tax return (supplementary section) items

---

Item	Amount (\$)	Tax return label
Non-primary production (NPP) income	679.48	13U
Franked distributions from trusts		13C
Franking credits		13Q
TFN amounts withheld		13R

#### Part B: Capital Gains Information

Item	Amount (\$)	Tax return label
Net capital gain		18A
Total current year capital gains		18H

#### Part B: Foreign source income and foreign assets or property

Item	Amount (\$)	Tax return label
Assessable foreign source income		20E
Other net foreign source income		20M
Foreign income tax offset		20O

---

#### Part C: Components of Distribution

---

Australian income	Cash Distribution	Tax Paid or Franking Credits	Taxable Amount
Interest	602.74		602.74
Dividends: unfranked			

---



26 August 2022

**Monsax Pty Ltd ATF Arnold Super Fund**

Att: Christine Arnold  
 C/-Ord Minnett Ltd-Pars Dept  
 GPO Box 5274  
 Sydney NSW 2001  
 Australia

Investor No.: 347271

Part A: Your Details:

Tax file number (TFN)/ Tax identification number(TIN) : Received; Country of residence at 30 June 2022 : Australia; You are recorded as being: Superannuation Fund

**Grapple Finance Trust**

---

**2022 tax return information for the year ended 30 June 2022**

---

Other assessable Australian income	76.74	76.74
NCMI - Non-primary production		
Excluded from NCMI - Non-primary production		
<b>Non-primary production income (A)</b>	<b>679.48</b>	<b>679.48</b>
Dividends: franked amount (X)		

	Cash Distribution	Foreign Tax Paid	Taxable Amount
<b>Capital gains</b>			
Discounted capital gain			
Capital gains: other method			
NCMI capital gains			
<b>Net capital gain</b>			
CGT concession amount			
<b>Total current year capital gains (B)</b>			

	Cash Distribution	Foreign Tax Offset	Taxable Amount
<b>Foreign income</b>			
Assessable foreign source income			
<b>Cash distribution (C)</b>			

**Cash distribution sub-total (A+X+B+C)** 679.48

**Other non-assessable amounts**

Tax-free amounts	
Tax-deferred amounts	
<b>Gross cash distribution</b>	<b>679.48</b>

**Other amounts deducted from trust distribution**

TFN amounts withheld	
<b>Net cash distribution</b>	<b>679.48</b>

---



26 August 2022

**Monsax Pty Ltd ATF Arnold Super Fund**

Att: Christine Arnold  
C/-Ord Minnett Ltd-Pars Dept  
GPO Box 5274  
Sydney NSW 2001  
Australia

Investor No.: 347271

Part A: Your Details:

Tax file number (TFN)/ Tax identification number(TIN) : Received; Country of residence at 30 June 2022 : Australia; You are recorded as being: Superannuation Fund

**Grapple Finance Trust**

If any of the information above in Part A is incorrect, please update your details with the administrator at [InvestorRegistry@apexfunds.com.au](mailto:InvestorRegistry@apexfunds.com.au)

# ORD MINNETT

## INVESTMENT INCOME RECEIVED ANNUAL TAX SUMMARY

From 1 July 2021 Through 30 June 2022

*Monsax Pty Ltd*

*<Arnold Super Fund A/C>*

	Cash Distribution	Tax Paid/Offsets	Taxable Income
<b>Australian Income</b>			
Franked Dividends	106,117.37	46,999.59	153,116.96
Unfranked Dividends	15,696.30	0.00	15,696.30
Interest	7,520.71	0.00	7,520.71
Other Income	12,068.32	0.00	12,068.32
Rental Income	0.00	0.00	0.00
Non-Primary Production Income (A)	141,402.70	46,999.59	188,402.29
<b>Capital Gains</b>			
Discounted Capital Gain	13,617.25	0.00	13,617.25
CGT Other	10,800.05	0.00	10,800.05
CGT Concession	13,617.25	0.00	0.00
Distributed Capital Gain (B)	38,034.55	0.00	24,417.30
<b>Foreign Income</b>			
Assessable Foreign Income	31,425.73	0.00	31,425.73
Total Foreign Income (C)	31,425.73	0.00	31,425.73
<b>Cash Distribution Sub Total (A + B + C)</b>	210,862.98		

*Adviser Name:* Matthew Rivett  
*Location:* SYDNEY  
*Phone No:* (02) 8216 6392  
*Account No:* 1148966

**Ord Minnett Limited** AFS Licence 237121 ABN 86 002 733 048 A Market Participant of the Australian Stock Exchange Limited

While Ord Minnett believes that the information contained herein is reliable, no warranty is given as to its accuracy or the accuracy of information or material from other sources and persons who rely on it do so at their own risk. Accordingly you should satisfy yourself as to the correctness or otherwise of the statements contained herein.

# ORD MINNETT

## INVESTMENT INCOME RECEIVED ANNUAL TAX SUMMARY

From 1 July 2021 Through 30 June 2022

*Monsax Pty Ltd*

*<Arnold Super Fund A/C>*

	Cash Distribution	Tax Paid/Offsets	Taxable Income
<b>Other Non-assessable Amounts</b>			
Tax Free	0.00		
Tax Deferred	13,943.11		
Return of Capital	165,958.59		
Other Non Taxable	4,019.49		
<b>Gross Cash Distribution</b>	<b>394,784.17</b>		
<b>Other deductions from distributions</b>			
TFN Amounts Deducted	0.00		
Non Resident Withholding Tax	0.00		
<b>Net Cash Distribution</b>	<b>394,784.17</b>		
<b>AMIT Cost Base Adjustment and Gross Up</b>			
AMIT Cost Base Adjustment	(4,019.49)		
AMIT Gross Up	0.00		

*Adviser Name:* Matthew Rivett  
*Location:* SYDNEY  
*Phone No:* (02) 8216 6392  
*Account No:* 1148966

**Ord Minnett Limited** AFS Licence 237121 ABN 86 002 733 048 A Market Participant of the Australian Stock Exchange Limited

While Ord Minnett believes that the information contained herein is reliable, no warranty is given as to its accuracy or the accuracy of information or material from other sources and persons who rely on it do so at their own risk. Accordingly you should satisfy yourself as to the correctness or otherwise of the statements contained herein.

# ORD MINNETT

## INVESTMENT INCOME RECEIVED (ANNUAL TAX)

From 1 July 2021 Through 30 June 2022

*Monsax Pty Ltd*  
<Arnold Super Fund A/C>

Units	Taxable Date	Franked Dividend	Imputation Credit	Other Income	Foreign Income	Discount Capital Gain	CGT Concession	Total Taxable	Tax Deferred	Return of Capital	Gross Income	Non - Res W/Holding	AMIT CBA
		Unfranked Dividend	Rental Income	Interest	Foreign Tax Credits	Capital Gain Other	Capital Gain Tax Credits		Tax Free	LIC Capital	Other Non Taxable	TFN Amounts	AMIT CGU
<b>DISTRIBUTIONS</b>													
<b>ANZPJ - CAP NOTE 3-BBSW+2.70% PERP NON-CUM RED T-03-29</b>													
	1,260	20-Jun-22	615.64	263.84				879.48			879.48		
	<b>Sub Total</b>		<b>615.64</b>	<b>263.84</b>				<b>879.48</b>			<b>879.48</b>		
 <b>CAISMILINTL-CD - CAIS MILLENIUM INTL. LTD - CLASS D</b>													
	138	25-Feb-22								162,403.78	162,403.78		
	<b>Sub Total</b>									<b>162,403.78</b>	<b>162,403.78</b>		
 <b>CBAPG - CAP NOTE 3-BBSW+3.40% PERP NON-CUM RED T-04-25</b>													
	500	15-Sep-21	302.10	129.47				431.57			431.57		
	500	15-Dec-21	297.65	127.56				425.21			425.21		
	500	15-Mar-22	298.80	128.06				426.86			426.86		
	500	15-Jun-22	313.60	134.40				448.00			448.00		
	<b>Sub Total</b>		<b>1,212.15</b>	<b>519.49</b>				<b>1,731.64</b>			<b>1,731.64</b>		

Adviser Name: *Matthew Rivett*  
 Location: *SYDNEY*  
 Phone No: *(02) 8216 6392*  
 Account No: *1148966*

\* As at the ex-dividend date, this security has been held for less than 45 days. Please review this transaction as the investor may not be entitled to any imputation credit.

**Ord Minnett Limited** AFS Licence 237121 ABN 86 002 733 048 A Market Participant of the Australian Stock Exchange Limited

While Ord Minnett believes that the information contained herein is reliable, no warranty is given as to its accuracy or the accuracy of information or material from other sources and persons who rely on it do so at their own risk. Accordingly you should satisfy yourself as to the correctness or otherwise of the statements contained herein.

# ORD MINNETT

## INVESTMENT INCOME RECEIVED (ANNUAL TAX)

From 1 July 2021 Through 30 June 2022

*Monsax Pty Ltd*  
<Arnold Super Fund A/C>

Units	Taxable Date	Franked Dividend	Imputation Credit	Other Income	Foreign Income	Discount Capital Gain	CGT Concession	Total Taxable	Tax Deferred	Return of Capital	Gross Income	Non - Res W/Holding	AMIT CBA
		Unfranked Dividend	Rental Income	Interest	Foreign Tax Credits	Capital Gain Other	Capital Gain Tax Credits		Tax Free	LIC Capital	Other Non Taxable	TFN Amounts	AMIT CGU
<b>DBI - DALRYMPLE BAY</b>													
	27,300	30-Aug-21									1,228.50	1,228.50	
	27,300	30-Nov-21									1,228.50	1,228.50	
	27,300	03-Mar-22						854.49			374.01	1,228.50	
			854.49										
	27,300	30-May-22						523.12			723.80	1,246.92	
			523.12										
<b>Sub Total</b>								<b>1,377.61</b>		<b>3,554.81</b>	<b>4,932.42</b>		
<b>Sub Total</b>			<b>1,377.61</b>										
<b>ECF - ELANOR COMM PROP</b>													
*	139,381	29-Sep-21		1,229.50				1,229.50	2,045.95		3,275.45		
	139,381	30-Dec-21		1,211.74				1,211.74	2,063.71		3,275.45		
	139,381	30-Mar-22		1,201.58				1,201.58	2,073.87		3,275.45		
	139,381	29-Jun-22		1,212.22				1,212.22	2,063.23		3,275.45		
<b>Sub Total</b>				<b>4,855.04</b>				<b>4,855.04</b>	<b>8,246.76</b>		<b>13,101.80</b>		

Adviser Name: Matthew Rivett  
 Location: SYDNEY  
 Phone No: (02) 8216 6392  
 Account No: 1148966

\* As at the ex-dividend date, this security has been held for less than 45 days. Please review this transaction as the investor may not be entitled to any imputation credit.

**Ord Minnett Limited** AFS Licence 237121 ABN 86 002 733 048 A Market Participant of the Australian Stock Exchange Limited

While Ord Minnett believes that the information contained herein is reliable, no warranty is given as to its accuracy or the accuracy of information or material from other sources and persons who rely on it do so at their own risk. Accordingly you should satisfy yourself as to the correctness or otherwise of the statements contained herein.



# ORD MINNETT

## INVESTMENT INCOME RECEIVED (ANNUAL TAX)

From 1 July 2021 Through 30 June 2022

*Monsax Pty Ltd*  
<Arnold Super Fund A/C>

Units	Taxable Date	Franked Dividend	Imputation Credit	Other Income	Foreign Income	Discount Capital Gain	CGT Concession	Total Taxable	Tax Deferred	Return of Capital	Gross Income	Non - Res W/Holding	AMIT CBA
		Unfranked Dividend	Rental Income	Interest	Foreign Tax Credits	Capital Gain Other	Capital Gain Tax Credits		Tax Free	LIC Capital	Other Non Taxable	TFN Amounts	AMIT CGU
<b>EHREF - ELANOR HEALTHCARE REAL ESTATE FUND - UNLISTED UNITS</b>													
77,778	10-Nov-21										2,000.24		2,000.24
77,778	30-Dec-21								810.38		810.38		
77,778	30-Mar-22								1,467.36		1,467.36		
77,778	30-Jun-22								1,418.37		1,418.37		
<b>Sub Total</b>									<b>5,696.35</b>		<b>5,696.35</b>		
<b>HDN - HOMECO DAILY NEEDS</b>													
28,500	29-Sep-21			62.46				62.46			62.46		(507.54)
28,500	30-Dec-21			120.73				120.73			120.73		(472.07)
28,500	30-Mar-22			192.30				193.86			193.86		(398.94)
28,500	29-Jun-22			306.32				308.15			308.15		(296.05)
<b>Sub Total</b>									<b>685.20</b>		<b>685.20</b>		<b>(1,674.60)</b>
<b>Sub Total</b>											<b>1,674.60</b>		

Adviser Name: *Matthew Rivett*  
 Location: *SYDNEY*  
 Phone No: *(02) 8216 6392*  
 Account No: *1148966*

\* As at the ex-dividend date, this security has been held for less than 45 days. Please review this transaction as the investor may not be entitled to any imputation credit.

**Ord Minnett Limited** AFS Licence 237121 ABN 86 002 733 048 A Market Participant of the Australian Stock Exchange Limited

While Ord Minnett believes that the information contained herein is reliable, no warranty is given as to its accuracy or the accuracy of information or material from other sources and persons who rely on it do so at their own risk. Accordingly you should satisfy yourself as to the correctness or otherwise of the statements contained herein.

# ORD MINNETT

## INVESTMENT INCOME RECEIVED (ANNUAL TAX)

From 1 July 2021 Through 30 June 2022

*Monsax Pty Ltd*  
<Arnold Super Fund A/C>

Units	Taxable Date	Franked Dividend	Imputation Credit	Other Income	Foreign Income	Discount Capital Gain	CGT Concession	Total Taxable	Tax Deferred	Return of Capital	Gross Income	Non - Res W/Holding	AMIT CBA
		Unfranked Dividend	Rental Income	Interest	Foreign Tax Credits	Capital Gain Other	Capital Gain Tax Credits		Tax Free	LIC Capital	Other Non Taxable	TFN Amounts	AMIT CGU
<b>IAP - IRONGATE GROUP</b>													
103,000	18-Nov-21			2,240.00	454.18	253.20	253.20	3,044.64			3,297.84		(1,366.61)
				97.26							1,366.61		
<b>Sub Total</b>				<b>2,240.00</b>	<b>454.18</b>	<b>253.20</b>	<b>253.20</b>	<b>3,044.64</b>			<b>3,297.84</b>		<b>(1,366.61)</b>
<b>Sub Total</b>				<b>97.26</b>							<b>1,366.61</b>		

Adviser Name: *Matthew Rivett*  
 Location: *SYDNEY*  
 Phone No: *(02) 8216 6392*  
 Account No: *1148966*

\* As at the ex-dividend date, this security has been held for less than 45 days. Please review this transaction as the investor may not be entitled to any imputation credit.

**Ord Minnett Limited** AFS Licence 237121 ABN 86 002 733 048 A Market Participant of the Australian Stock Exchange Limited

While Ord Minnett believes that the information contained herein is reliable, no warranty is given as to its accuracy or the accuracy of information or material from other sources and persons who rely on it do so at their own risk. Accordingly you should satisfy yourself as to the correctness or otherwise of the statements contained herein.

# ORD MINNETT

## INVESTMENT INCOME RECEIVED (ANNUAL TAX)

From 1 July 2021 Through 30 June 2022

*Monsax Pty Ltd*  
<Arnold Super Fund A/C>

Units	Taxable Date	Franked Dividend	Imputation Credit	Other Income	Foreign Income	Discount Capital Gain	CGT Concession	Total Taxable	Tax Deferred	Return of Capital	Gross Income	Non - Res W/Holding	AMIT CBA
		Unfranked Dividend	Rental Income	Interest	Foreign Tax Credits	Capital Gain Other	Capital Gain Tax Credits		Tax Free	LIC Capital	Other Non Taxable	TFN Amounts	AMIT CGU
<b>KKC - KKR CREDIT INC FUND</b>													
120,000	03-Aug-21			16.13	1,183.87			1,200.00			1,200.00		
120,000	30-Aug-21			16.13	1,183.87			1,200.00			1,200.00		
120,000	29-Sep-21			16.13	1,183.87			1,200.00			1,200.00		
120,000	29-Oct-21			16.13	1,183.87			1,200.00			1,200.00		
120,000	29-Nov-21			16.13	1,183.87			1,200.00			1,200.00		
120,000	30-Dec-21			16.13	1,183.87			1,200.00			1,200.00		
120,000	03-Feb-22			16.13	1,183.87			1,200.00			1,200.00		
120,000	25-Feb-22			16.13	1,183.87			1,200.00			1,200.00		
120,000	30-Mar-22			16.13	1,183.87			1,200.00			1,200.00		
120,000	28-Apr-22			16.13	1,183.87			1,200.00			1,200.00		
120,000	30-May-22			16.13	1,183.87			1,200.00			1,200.00		
120,000	29-Jun-22			24.56	1,802.44			1,827.00			1,827.00		
<b>Sub Total</b>				<b>201.99</b>	<b>14,825.01</b>			<b>15,027.00</b>			<b>15,027.00</b>		

Adviser Name: *Matthew Rivett*  
 Location: *SYDNEY*  
 Phone No: *(02) 8216 6392*  
 Account No: *1148966*

\* As at the ex-dividend date, this security has been held for less than 45 days. Please review this transaction as the investor may not be entitled to any imputation credit.

**Ord Minnett Limited** AFS Licence 237121 ABN 86 002 733 048 A Market Participant of the Australian Stock Exchange Limited

While Ord Minnett believes that the information contained herein is reliable, no warranty is given as to its accuracy or the accuracy of information or material from other sources and persons who rely on it do so at their own risk. Accordingly you should satisfy yourself as to the correctness or otherwise of the statements contained herein.

# ORD MINNETT

## INVESTMENT INCOME RECEIVED (ANNUAL TAX)

From 1 July 2021 Through 30 June 2022

*Monsax Pty Ltd*  
<Arnold Super Fund A/C>

Units	Taxable Date	Franked Dividend	Imputation Credit	Other Income	Foreign Income	Discount Capital Gain	CGT Concession	Total Taxable	Tax Deferred	Return of Capital	Gross Income	Non - Res W/Holding	AMIT CBA
		Unfranked Dividend	Rental Income	Interest	Foreign Tax Credits	Capital Gain Other	Capital Gain Tax Credits		Tax Free	LIC Capital	Other Non Taxable	TFN Amounts	AMIT CGU
<b>MBLPD - CAP NOTE 3-BBSW+2.90% PERP NON-CUM RED T-09-28</b>													
1,750	07-Dec-21	485.94	208.26					1,423.11			1,423.11		
		728.91											
1,750	07-Mar-22	435.82	186.78					1,276.33			1,276.33		
		653.73											
1,750	07-Jun-22	457.10	195.90					1,338.65			1,338.65		
		685.65											
<b>Sub Total</b>		<b>1,378.86</b>	<b>590.94</b>					<b>4,038.09</b>			<b>4,038.09</b>		
<b>Sub Total</b>		<b>2,068.29</b>											

Adviser Name: *Matthew Rivett*  
 Location: *SYDNEY*  
 Phone No: *(02) 8216 6392*  
 Account No: *1148966*

\* As at the ex-dividend date, this security has been held for less than 45 days. Please review this transaction as the investor may not be entitled to any imputation credit.

**Ord Minnett Limited** AFS Licence 237121 ABN 86 002 733 048 A Market Participant of the Australian Stock Exchange Limited

While Ord Minnett believes that the information contained herein is reliable, no warranty is given as to its accuracy or the accuracy of information or material from other sources and persons who rely on it do so at their own risk. Accordingly you should satisfy yourself as to the correctness or otherwise of the statements contained herein.

# ORD MINNETT

## INVESTMENT INCOME RECEIVED (ANNUAL TAX)

From 1 July 2021 Through 30 June 2022

*Monsax Pty Ltd*  
<Arnold Super Fund A/C>

Units	Taxable Date	Franked Dividend	Imputation Credit	Other Income	Foreign Income	Discount Capital Gain	CGT Concession	Total Taxable	Tax Deferred	Return of Capital	Gross Income	Non - Res W/Holding	AMIT CBA
		Unfranked Dividend	Rental Income	Interest	Foreign Tax Credits	Capital Gain Other	Capital Gain Tax Credits		Tax Free	LIC Capital	Other Non Taxable	TFN Amounts	AMIT CGU
<b>MQGPD - CAP NOTE 3-BBSW+4.15% PERP NON-CUM RED T-09-26</b>													
1,650	10-Sep-21	592.81	254.06					1,736.09			1,736.09		
			889.22										
1,650	10-Dec-21	584.76	250.61					1,712.51			1,712.51		
			877.14										
1,650	10-Mar-22	585.08	250.76					1,713.48			1,713.48		
			877.64										
1,650	10-Jun-22	609.97	261.42					1,786.35			1,786.35		
			914.96										
<b>Sub Total</b>		<b>2,372.62</b>	<b>1,016.85</b>					<b>6,948.43</b>			<b>6,948.43</b>		
<b>Sub Total</b>		<b>3,558.96</b>											

Adviser Name: *Matthew Rivett*  
 Location: *SYDNEY*  
 Phone No: *(02) 8216 6392*  
 Account No: *1148966*

\* As at the ex-dividend date, this security has been held for less than 45 days. Please review this transaction as the investor may not be entitled to any imputation credit.

**Ord Minnett Limited** AFS Licence 237121 ABN 86 002 733 048 A Market Participant of the Australian Stock Exchange Limited

While Ord Minnett believes that the information contained herein is reliable, no warranty is given as to its accuracy or the accuracy of information or material from other sources and persons who rely on it do so at their own risk. Accordingly you should satisfy yourself as to the correctness or otherwise of the statements contained herein.

# ORD MINNETT

## INVESTMENT INCOME RECEIVED (ANNUAL TAX)

From 1 July 2021 Through 30 June 2022

*Monsax Pty Ltd*  
<Arnold Super Fund A/C>

Units	Taxable Date	Franked Dividend	Imputation Credit	Other Income	Foreign Income	Discount Capital Gain	CGT Concession	Total Taxable	Tax Deferred	Return of Capital	Gross Income	Non - Res W/Holding	AMIT CBA
		Unfranked Dividend	Rental Income	Interest	Foreign Tax Credits	Capital Gain Other	Capital Gain Tax Credits		Tax Free	LIC Capital	Other Non Taxable	TFN Amounts	AMIT CGU
<b>MQGPE - CAP NOTE 3-BBSW+2.90% PERP NON-CUM RED T-09-27</b>													
1,000	20-Sep-21	256.88	110.09					752.29			752.29		
		385.32											
1,000	20-Dec-21	247.96	106.27					726.17			726.17		
		371.94											
1,000	18-Mar-22	244.08	104.61					714.81			714.81		
		366.12											
1,000	20-Jun-22	270.20	115.80					791.30			791.30		
		405.30											
<b>Sub Total</b>		<b>1,019.12</b>	<b>436.77</b>					<b>2,984.57</b>			<b>2,984.57</b>		
<b>Sub Total</b>		<b>1,528.68</b>											

Adviser Name: *Matthew Rivett*  
 Location: *SYDNEY*  
 Phone No: *(02) 8216 6392*  
 Account No: *1148966*

\* As at the ex-dividend date, this security has been held for less than 45 days. Please review this transaction as the investor may not be entitled to any imputation credit.

**Ord Minnett Limited** AFS Licence 237121 ABN 86 002 733 048 A Market Participant of the Australian Stock Exchange Limited

While Ord Minnett believes that the information contained herein is reliable, no warranty is given as to its accuracy or the accuracy of information or material from other sources and persons who rely on it do so at their own risk. Accordingly you should satisfy yourself as to the correctness or otherwise of the statements contained herein.

# ORD MINNETT

## INVESTMENT INCOME RECEIVED (ANNUAL TAX)

From 1 July 2021 Through 30 June 2022

*Monsax Pty Ltd*  
<Arnold Super Fund A/C>

Units	Taxable Date	Franked Dividend	Imputation Credit	Other Income	Foreign Income	Discount Capital Gain	CGT Concession	Total Taxable	Tax Deferred	Return of Capital	Gross Income	Non - Res W/Holding	AMIT CBA
		Unfranked Dividend	Rental Income	Interest	Foreign Tax Credits	Capital Gain Other	Capital Gain Tax Credits		Tax Free	LIC Capital	Other Non Taxable	TFN Amounts	AMIT CGU
<b>MXT - METRICS MASTER</b>													
127,059	30-Jul-21			256.03				749.64			749.64		
				493.61									
127,059	31-Aug-21			290.75				851.29			851.29		
				560.54									
127,059	30-Sep-21			277.73				813.18			813.18		
				535.45									
127,059	29-Oct-21			295.09				864.00			864.00		
				568.91									
127,059	30-Nov-21			321.13				940.24			940.24		
				619.11									
127,059	31-Dec-21			334.15				978.36			978.36		
				644.21									
127,059	31-Jan-22			321.13				940.24			940.24		
				619.11									
127,059	28-Feb-22			290.75				851.29			851.29		
				560.54									
127,059	31-Mar-22			312.45				914.83			914.83		
				602.38									
127,059	29-Apr-22			312.45				914.83			914.83		
				602.38									

Adviser Name: Matthew Rivett  
 Location: SYDNEY  
 Phone No: (02) 8216 6392  
 Account No: 1148966

\* As at the ex-dividend date, this security has been held for less than 45 days. Please review this transaction as the investor may not be entitled to any imputation credit.

**Ord Minnett Limited** AFS Licence 237121 ABN 86 002 733 048 A Market Participant of the Australian Stock Exchange Limited

While Ord Minnett believes that the information contained herein is reliable, no warranty is given as to its accuracy or the accuracy of information or material from other sources and persons who rely on it do so at their own risk. Accordingly you should satisfy yourself as to the correctness or otherwise of the statements contained herein.



# ORD MINNETT

## INVESTMENT INCOME RECEIVED (ANNUAL TAX)

From 1 July 2021 Through 30 June 2022

*Monsax Pty Ltd*  
<Arnold Super Fund A/C>

Units	Taxable Date	Franked Dividend	Imputation Credit	Other Income	Foreign Income	Discount Capital Gain	CGT Concession	Total Taxable	Tax Deferred	Return of Capital	Gross Income	Non - Res W/Holding	AMIT CBA
		Unfranked Dividend	Rental Income	Interest	Foreign Tax Credits	Capital Gain Other	Capital Gain Tax Credits		Tax Free	LIC Capital	Other Non Taxable	TFN Amounts	AMIT CGU
127,059	31-May-22			373.20				1,092.70			1,092.70		
				719.50									
127,059	30-Jun-22			390.56				1,143.53			1,143.53		
				752.97									
<b>Sub Total</b>				<b>3,775.42</b>				<b>11,054.13</b>			<b>11,054.13</b>		
<b>Sub Total</b>				<b>7,278.71</b>									

Adviser Name: Matthew Rivett  
Location: SYDNEY  
Phone No: (02) 8216 6392  
Account No: 1148966

\* As at the ex-dividend date, this security has been held for less than 45 days. Please review this transaction as the investor may not be entitled to any imputation credit.

**Ord Minnett Limited** AFS Licence 237121 ABN 86 002 733 048 A Market Participant of the Australian Stock Exchange Limited

While Ord Minnett believes that the information contained herein is reliable, no warranty is given as to its accuracy or the accuracy of information or material from other sources and persons who rely on it do so at their own risk. Accordingly you should satisfy yourself as to the correctness or otherwise of the statements contained herein.

# ORD MINNETT

## INVESTMENT INCOME RECEIVED (ANNUAL TAX)

From 1 July 2021 Through 30 June 2022

*Monsax Pty Ltd*  
<Arnold Super Fund A/C>

Units	Taxable Date	Franked Dividend	Imputation Credit	Other Income	Foreign Income	Discount Capital Gain	CGT Concession	Total Taxable	Tax Deferred	Return of Capital	Gross Income	Non - Res W/Holding	AMIT CBA
		Unfranked Dividend	Rental Income	Interest	Foreign Tax Credits	Capital Gain Other	Capital Gain Tax Credits		Tax Free	LIC Capital	Other Non Taxable	TFN Amounts	AMIT CGU
<b>OMMACA - ORD MINNETT ACCELERATOR CASH ACCOUNT</b>													
85,905	01-Jul-21							6.53			6.53		
				6.53									
190,270	01-Aug-21							8.05			8.05		
				8.05									
108,669	01-Sep-21							15.96			15.96		
				15.96									
90,814	01-Oct-21							7.26			7.26		
				7.26									
114,887	01-Nov-21							7.91			7.91		
				7.91									
90,868	01-Dec-21							9.13			9.13		
				9.13									
10,898	01-Jan-22							3.19			3.19		
				3.19									
24,933	01-Feb-22							0.97			0.97		
				0.97									
57,207	01-Mar-22							1.89			1.89		
				1.89									
<b>Sub Total</b>								<b>60.89</b>			<b>60.89</b>		

Adviser Name: Matthew Rivett  
Location: SYDNEY  
Phone No: (02) 8216 6392  
Account No: 1148966

\* As at the ex-dividend date, this security has been held for less than 45 days. Please review this transaction as the investor may not be entitled to any imputation credit.

**Ord Minnett Limited** AFS Licence 237121 ABN 86 002 733 048 A Market Participant of the Australian Stock Exchange Limited

While Ord Minnett believes that the information contained herein is reliable, no warranty is given as to its accuracy or the accuracy of information or material from other sources and persons who rely on it do so at their own risk. Accordingly you should satisfy yourself as to the correctness or otherwise of the statements contained herein.

# ORD MINNETT

## INVESTMENT INCOME RECEIVED (ANNUAL TAX)

From 1 July 2021 Through 30 June 2022

*Monsax Pty Ltd*  
<Arnold Super Fund A/C>

Units	Taxable Date	Franked Dividend	Imputation Credit	Other Income	Foreign Income	Discount Capital Gain	CGT Concession	Total Taxable	Tax Deferred	Return of Capital	Gross Income	Non - Res W/Holding	AMIT CBA
		Unfranked Dividend	Rental Income	Interest	Foreign Tax Credits	Capital Gain Other	Capital Gain Tax Credits		Tax Free	LIC Capital	Other Non Taxable	TFN Amounts	AMIT CGU
<b>Sub Total</b>				60.89									
<b>OMMCMT - ORD MINNETT CASH MANAGEMENT TRUST</b>													
144,698	31-Mar-22			2.03				2.03			2.03		
348,145	30-Jun-22			60.49				60.49			60.49		
<b>Sub Total</b>								<b>62.52</b>			<b>62.52</b>		
<b>Sub Total</b>				<b>62.52</b>									

Adviser Name: Matthew Rivett  
Location: SYDNEY  
Phone No: (02) 8216 6392  
Account No: 1148966

\* As at the ex-dividend date, this security has been held for less than 45 days. Please review this transaction as the investor may not be entitled to any imputation credit.

**Ord Minnett Limited** AFS Licence 237121 ABN 86 002 733 048 A Market Participant of the Australian Stock Exchange Limited

While Ord Minnett believes that the information contained herein is reliable, no warranty is given as to its accuracy or the accuracy of information or material from other sources and persons who rely on it do so at their own risk. Accordingly you should satisfy yourself as to the correctness or otherwise of the statements contained herein.

# ORD MINNETT

## INVESTMENT INCOME RECEIVED (ANNUAL TAX)

From 1 July 2021 Through 30 June 2022

*Monsax Pty Ltd*  
<Arnold Super Fund A/C>

Units	Taxable Date	Franked Dividend	Imputation Credit	Other Income	Foreign Income	Discount Capital Gain	CGT Concession	Total Taxable	Tax Deferred	Return of Capital	Gross Income	Non - Res W/Holding	AMIT CBA
		Unfranked Dividend	Rental Income	Interest	Foreign Tax Credits	Capital Gain Other	Capital Gain Tax Credits		Tax Free	LIC Capital	Other Non Taxable	TFN Amounts	AMIT CGU
<b>PGG - PARTNERS GRP GLOBAL</b>													
179,000	30-Jul-21				1,197.27			1,197.27			1,197.27		(25.87)
											25.87		
179,000	31-Aug-21				1,197.27			1,197.27			1,197.27		(25.87)
											25.87		
179,000	30-Sep-21				1,197.27			1,197.27			1,197.27		(25.87)
											25.87		
179,000	29-Oct-21				1,197.27			1,197.27			1,197.27		(25.87)
											25.87		
179,000	30-Nov-21				1,197.27			1,197.27			1,197.27		(25.87)
											25.87		
179,000	31-Dec-21				1,197.27			1,197.27			1,197.27		(25.87)
											25.87		
179,000	31-Jan-22				1,197.27			1,197.27			1,197.27		(25.87)
											25.87		
179,000	28-Feb-22				1,197.27			1,197.27			1,197.27		(25.87)
											25.87		
179,000	31-Mar-22				1,197.27			1,197.27			1,197.27		(25.87)
											25.87		
179,000	29-Apr-22				1,197.27			1,197.27			1,197.27		(25.87)
											25.87		

Adviser Name: Matthew Rivett  
Location: SYDNEY  
Phone No: (02) 8216 6392  
Account No: 1148966

\* As at the ex-dividend date, this security has been held for less than 45 days. Please review this transaction as the investor may not be entitled to any imputation credit.

**Ord Minnett Limited** AFS Licence 237121 ABN 86 002 733 048 A Market Participant of the Australian Stock Exchange Limited

While Ord Minnett believes that the information contained herein is reliable, no warranty is given as to its accuracy or the accuracy of information or material from other sources and persons who rely on it do so at their own risk. Accordingly you should satisfy yourself as to the correctness or otherwise of the statements contained herein.

# ORD MINNETT

## INVESTMENT INCOME RECEIVED (ANNUAL TAX)

From 1 July 2021 Through 30 June 2022

*Monsax Pty Ltd*  
<Arnold Super Fund A/C>

Units	Taxable Date	Franked Dividend	Imputation Credit	Other Income	Foreign Income	Discount Capital Gain	CGT Concession	Total Taxable	Tax Deferred	Return of Capital	Gross Income	Non - Res W/Holding	AMIT CBA	
		Unfranked Dividend	Rental Income	Interest	Foreign Tax Credits	Capital Gain Other	Capital Gain Tax Credits			Tax Free	LIC Capital	Other Non Taxable	TFN Amounts	AMIT CGU
179,000	31-May-22				1,263.21			1,263.21			1,263.21		(27.29)	
179,000	30-Jun-22				2,910.63			2,910.63			2,910.63		(62.89)	
<b>Sub Total</b>					<b>16,146.54</b>			<b>16,146.54</b>			<b>16,146.54</b>		<b>(348.88)</b>	
<b>RF1 - REGAL INVEST FUND</b>														
100,000	31-Dec-21	147.15	447.43	79.37		3,377.90	3,377.90	6,910.43			10,288.33		(159.10)	
		124.23		4.54		2,729.81					159.10			
100,000	30-Jun-22	435.01	1,322.74	234.69		9,986.15	9,986.15	20,429.50			30,415.65		(470.30)	
		367.27		13.40		8,070.24					470.30			
<b>Sub Total</b>		<b>582.16</b>	<b>1,770.17</b>	<b>314.06</b>		<b>13,364.05</b>	<b>13,364.05</b>	<b>27,339.93</b>			<b>40,703.98</b>		<b>(629.40)</b>	
<b>Sub Total</b>		<b>491.50</b>		<b>17.94</b>		<b>10,800.05</b>					<b>629.40</b>			
<b>Distributions Total</b>		<b>7,180.55</b>	<b>4,598.06</b>	<b>12,068.32</b>	<b>31,425.73</b>	<b>13,617.25</b>	<b>13,617.25</b>	<b>96,235.71</b>	<b>13,943.11</b>	<b>165,958.59</b>	<b>289,754.66</b>		<b>(4,019.49)</b>	
		<b>9,025.04</b>		<b>7,520.71</b>		<b>10,800.05</b>					<b>4,019.49</b>			

Adviser Name: Matthew Rivett  
 Location: SYDNEY  
 Phone No: (02) 8216 6392  
 Account No: 1148966

\* As at the ex-dividend date, this security has been held for less than 45 days. Please review this transaction as the investor may not be entitled to any imputation credit.

**Ord Minnett Limited** AFS Licence 237121 ABN 86 002 733 048 A Market Participant of the Australian Stock Exchange Limited

While Ord Minnett believes that the information contained herein is reliable, no warranty is given as to its accuracy or the accuracy of information or material from other sources and persons who rely on it do so at their own risk. Accordingly you should satisfy yourself as to the correctness or otherwise of the statements contained herein.

# ORD MINNETT

## INVESTMENT INCOME RECEIVED (ANNUAL TAX)

From 1 July 2021 Through 30 June 2022

*Monsax Pty Ltd*  
<Arnold Super Fund A/C>

Units	Taxable Date	Franked Dividend	Imputation Credit	Other Income	Foreign Income	Discount Capital Gain	CGT Concession	Total Taxable	Tax Deferred	Return of Capital	Gross Income	Non - Res W/Holding	AMIT CBA
		Unfranked Dividend	Rental Income	Interest	Foreign Tax Credits	Capital Gain Other	Capital Gain Tax Credits		Tax Free	LIC Capital	Other Non Taxable	TFN Amounts	AMIT CGU
<b>DIVIDENDS</b>													
<b>AMC - AMCOR PLC</b>													
3,000	28-Sep-21							477.90			477.90		
		477.90											
3,000	14-Dec-21							480.30			480.30		
		480.30											
3,000	15-Mar-22							505.50			505.50		
		505.50											
3,000	14-Jun-22							500.40			500.40		
		500.40											
<b>Sub Total</b>								<b>1,964.10</b>			<b>1,964.10</b>		
<b>Sub Total</b>		<b>1,964.10</b>											
<b>AWC - ALUMINA LIMITED</b>													
18,000	15-Sep-21	836.70	358.58					1,195.28			1,195.28		
18,000	17-Mar-22	702.00	300.86					1,002.86			1,002.86		
<b>Sub Total</b>		<b>1,538.70</b>	<b>659.44</b>					<b>2,198.14</b>			<b>2,198.14</b>		

Adviser Name: *Matthew Rivett*  
 Location: *SYDNEY*  
 Phone No: *(02) 8216 6392*  
 Account No: *1148966*

\* As at the ex-dividend date, this security has been held for less than 45 days. Please review this transaction as the investor may not be entitled to any imputation credit.

**Ord Minnett Limited** AFS Licence 237121 ABN 86 002 733 048 A Market Participant of the Australian Stock Exchange Limited

While Ord Minnett believes that the information contained herein is reliable, no warranty is given as to its accuracy or the accuracy of information or material from other sources and persons who rely on it do so at their own risk. Accordingly you should satisfy yourself as to the correctness or otherwise of the statements contained herein.

# ORD MINNETT

## INVESTMENT INCOME RECEIVED (ANNUAL TAX)

From 1 July 2021 Through 30 June 2022

*Monsax Pty Ltd*  
<Arnold Super Fund A/C>

Units	Taxable Date	Franked Dividend	Imputation Credit	Other Income	Foreign Income	Discount Capital Gain	CGT Concession	Total Taxable	Tax Deferred	Return of Capital	Gross Income	Non - Res W/Holding	AMIT CBA
		Unfranked Dividend	Rental Income	Interest	Foreign Tax Credits	Capital Gain Other	Capital Gain Tax Credits		Tax Free	LIC Capital	Other Non Taxable	TFN Amounts	AMIT CGU
<b>BHP - BHP GROUP LIMITED</b>													
	2,250	21-Sep-21	6,109.35	2,618.30				8,727.65			8,727.65		
	2,250	28-Mar-22	4,681.26	2,006.25				6,687.51			6,687.51		
*	3,600	01-Jun-22	19,344.00	8,290.29				27,634.29			27,634.29		
<b>Sub Total</b>			<b>30,134.61</b>	<b>12,914.84</b>				<b>43,049.45</b>			<b>43,049.45</b>		
<b>CBA - COMMONWEALTH BANK.</b>													
*	120	29-Sep-21	240.00	102.86				342.86			342.86		
		08-Oct-21	8,035.20	3,443.66				11,478.86			11,478.86		
<b>Sub Total</b>			<b>8,275.20</b>	<b>3,546.52</b>				<b>11,821.72</b>			<b>11,821.72</b>		
<b>CIM - CIMIC GROUP LTD</b>													
	1,500	05-Jul-21	180.00	77.14				977.14			977.14		
			720.00										
	1,500	07-Oct-21	126.00	54.00				684.00			684.00		
			504.00										
<b>Sub Total</b>			<b>306.00</b>	<b>131.14</b>				<b>1,661.14</b>			<b>1,661.14</b>		
<b>Sub Total</b>			<b>1,224.00</b>										

Adviser Name: *Matthew Rivett*  
 Location: *SYDNEY*  
 Phone No: *(02) 8216 6392*  
 Account No: *1148966*

\* As at the ex-dividend date, this security has been held for less than 45 days. Please review this transaction as the investor may not be entitled to any imputation credit.

**Ord Minnett Limited** AFS Licence 237121 ABN 86 002 733 048 A Market Participant of the Australian Stock Exchange Limited

While Ord Minnett believes that the information contained herein is reliable, no warranty is given as to its accuracy or the accuracy of information or material from other sources and persons who rely on it do so at their own risk. Accordingly you should satisfy yourself as to the correctness or otherwise of the statements contained herein.

# ORD MINNETT

## INVESTMENT INCOME RECEIVED (ANNUAL TAX)

From 1 July 2021 Through 30 June 2022

*Monsax Pty Ltd*  
<Arnold Super Fund A/C>

Units	Taxable Date	Franked Dividend	Imputation Credit	Other Income	Foreign Income	Discount Capital Gain	CGT Concession	Total Taxable	Tax Deferred	Return of Capital	Gross Income	Non - Res W/Holding	AMIT CBA
		Unfranked Dividend	Rental Income	Interest	Foreign Tax Credits	Capital Gain Other	Capital Gain Tax Credits		Tax Free	LIC Capital	Other Non Taxable	TFN Amounts	AMIT CGU
<b>COL - COLES GROUP</b>													
3,200	28-Sep-21	896.00	384.00					1,280.00			1,280.00		
3,200	31-Mar-22	1,056.00	452.57					1,508.57			1,508.57		
<b>Sub Total</b>		<b>1,952.00</b>	<b>836.57</b>					<b>2,788.57</b>			<b>2,788.57</b>		
<b>CSL - CSL LIMITED</b>													
200	30-Sep-21	31.79	13.63					331.56			331.56		
		286.14											
400	06-Apr-22							569.16			569.16		
		569.16											
<b>Sub Total</b>		<b>31.79</b>	<b>13.63</b>					<b>900.72</b>			<b>900.72</b>		
<b>Sub Total</b>		<b>855.30</b>											
<b>FMG - FORTESCUE METALS GRP</b>													
1,400	30-Sep-21	2,954.00	1,266.00					4,220.00			4,220.00		
1,400	30-Mar-22	1,204.00	516.00					1,720.00			1,720.00		
<b>Sub Total</b>		<b>4,158.00</b>	<b>1,782.00</b>					<b>5,940.00</b>			<b>5,940.00</b>		

Adviser Name: *Matthew Rivett*  
 Location: *SYDNEY*  
 Phone No: *(02) 8216 6392*  
 Account No: *1148966*

\* As at the ex-dividend date, this security has been held for less than 45 days. Please review this transaction as the investor may not be entitled to any imputation credit.

**Ord Minnett Limited** AFS Licence 237121 ABN 86 002 733 048 A Market Participant of the Australian Stock Exchange Limited

While Ord Minnett believes that the information contained herein is reliable, no warranty is given as to its accuracy or the accuracy of information or material from other sources and persons who rely on it do so at their own risk. Accordingly you should satisfy yourself as to the correctness or otherwise of the statements contained herein.



# ORD MINNETT

## INVESTMENT INCOME RECEIVED (ANNUAL TAX)

From 1 July 2021 Through 30 June 2022

*Monsax Pty Ltd*  
<Arnold Super Fund A/C>

Units	Taxable Date	Franked Dividend	Imputation Credit	Other Income	Foreign Income	Discount Capital Gain	CGT Concession	Total Taxable	Tax Deferred	Return of Capital	Gross Income	Non - Res W/Holding	AMIT CBA
		Unfranked Dividend	Rental Income	Interest	Foreign Tax Credits	Capital Gain Other	Capital Gain Tax Credits		Tax Free	LIC Capital	Other Non Taxable	TFN Amounts	AMIT CGU
<b>HMC - HOMECO LIMITED</b>													
11,940	01-Oct-21	358.20	153.51					869.91			869.91		
		358.20											
11,940	07-Apr-22	716.40	307.03					1,023.43			1,023.43		
<b>Sub Total</b>		<b>1,074.60</b>	<b>460.54</b>					<b>1,893.34</b>			<b>1,893.34</b>		
<b>Sub Total</b>		<b>358.20</b>											
<b>JBH - JB HI-FI LIMITED</b>													
*	11-Mar-22	228.20	97.80					326.00			326.00		
	20-Apr-22	5,861.80	2,512.20					8,374.00			8,374.00		
<b>Sub Total</b>		<b>6,090.00</b>	<b>2,610.00</b>					<b>8,700.00</b>			<b>8,700.00</b>		
<b>KLS - KELSIAN GROUP LTD</b>													
5,500	06-Oct-21	495.00	212.14					707.14			707.14		
5,500	31-Mar-22	385.00	165.00					550.00			550.00		
<b>Sub Total</b>		<b>880.00</b>	<b>377.14</b>					<b>1,257.14</b>			<b>1,257.14</b>		

Adviser Name: *Matthew Rivett*  
 Location: *SYDNEY*  
 Phone No: *(02) 8216 6392*  
 Account No: *1148966*

\* As at the ex-dividend date, this security has been held for less than 45 days. Please review this transaction as the investor may not be entitled to any imputation credit.

**Ord Minnett Limited** AFS Licence 237121 ABN 86 002 733 048 A Market Participant of the Australian Stock Exchange Limited

While Ord Minnett believes that the information contained herein is reliable, no warranty is given as to its accuracy or the accuracy of information or material from other sources and persons who rely on it do so at their own risk. Accordingly you should satisfy yourself as to the correctness or otherwise of the statements contained herein.

# ORD MINNETT

## INVESTMENT INCOME RECEIVED (ANNUAL TAX)

From 1 July 2021 Through 30 June 2022

*Monsax Pty Ltd*  
<Arnold Super Fund A/C>

Units	Taxable Date	Franked Dividend	Imputation Credit	Other Income	Foreign Income	Discount Capital Gain	CGT Concession	Total Taxable	Tax Deferred	Return of Capital	Gross Income	Non - Res W/Holding	AMIT CBA
		Unfranked Dividend	Rental Income	Interest	Foreign Tax Credits	Capital Gain Other	Capital Gain Tax Credits		Tax Free	LIC Capital	Other Non Taxable	TFN Amounts	AMIT CGU
<b>MFG - MAGELLAN FIN GRP LTD</b>													
2,100	23-Sep-21	1,797.07	770.18					3,166.28			3,166.28		
		599.03											
2,100	08-Mar-22	1,734.07	743.18					3,055.28			3,055.28		
		578.03											
<b>Sub Total</b>		<b>3,531.14</b>	<b>1,513.36</b>					<b>6,221.56</b>			<b>6,221.56</b>		
<b>Sub Total</b>		<b>1,177.06</b>											
<b>MQG - MACQUARIE GROUP LTD</b>													
300	02-Jul-21	402.00	172.29					1,177.29			1,177.29		
		603.00											
300	14-Dec-21	326.40	139.89					955.89			955.89		
		489.60											
<b>Sub Total</b>		<b>728.40</b>	<b>312.18</b>					<b>2,133.18</b>			<b>2,133.18</b>		
<b>Sub Total</b>		<b>1,092.60</b>											
<b>NST - NORTHERN STAR</b>													
7,000	29-Mar-22	700.00	300.00					1,000.00			1,000.00		
<b>Sub Total</b>		<b>700.00</b>	<b>300.00</b>					<b>1,000.00</b>			<b>1,000.00</b>		

Adviser Name: *Matthew Rivett*  
 Location: *SYDNEY*  
 Phone No: *(02) 8216 6392*  
 Account No: *1148966*

\* As at the ex-dividend date, this security has been held for less than 45 days. Please review this transaction as the investor may not be entitled to any imputation credit.

**Ord Minnett Limited** AFS Licence 237121 ABN 86 002 733 048 A Market Participant of the Australian Stock Exchange Limited

While Ord Minnett believes that the information contained herein is reliable, no warranty is given as to its accuracy or the accuracy of information or material from other sources and persons who rely on it do so at their own risk. Accordingly you should satisfy yourself as to the correctness or otherwise of the statements contained herein.

# ORD MINNETT

## INVESTMENT INCOME RECEIVED (ANNUAL TAX)

From 1 July 2021 Through 30 June 2022

*Monsax Pty Ltd*  
<Arnold Super Fund A/C>

Units	Taxable Date	Franked Dividend	Imputation Credit	Other Income	Foreign Income	Discount Capital Gain	CGT Concession	Total Taxable	Tax Deferred	Return of Capital	Gross Income	Non - Res W/Holding	AMIT CBA
		Unfranked Dividend	Rental Income	Interest	Foreign Tax Credits	Capital Gain Other	Capital Gain Tax Credits		Tax Free	LIC Capital	Other Non Taxable	TFN Amounts	AMIT CGU
<b>PAC - PACIFIC GRP LTD</b>													
5,000	07-Oct-21	1,300.00	557.14					1,857.14			1,857.14		
5,000	14-Apr-22	750.00	321.43					1,071.43			1,071.43		
<b>Sub Total</b>		<b>2,050.00</b>	<b>878.57</b>					<b>2,928.57</b>			<b>2,928.57</b>		
<b>RIO - RIO TINTO LIMITED</b>													
*	1,220	23-Sep-21	6,214.92	2,663.54				8,878.46			8,878.46		
*	1,220	23-Sep-21	3,057.81	1,310.49				4,368.30			4,368.30		
	1,220	21-Apr-22	1,046.76	448.61				1,495.37			1,495.37		
	1,220	21-Apr-22	7,039.89	3,017.09				10,056.98			10,056.98		
<b>Sub Total</b>		<b>17,359.38</b>	<b>7,439.73</b>					<b>24,799.11</b>			<b>24,799.11</b>		
<b>SIQ - SMARTGRP CORPORATION</b>													
	8,000	16-Sep-21	1,400.00	600.00				2,000.00			2,000.00		
	8,000	23-Mar-22	2,400.00	1,028.57				3,428.57			3,428.57		
	8,000	23-Mar-22	1,520.00	651.43				2,171.43			2,171.43		
<b>Sub Total</b>		<b>5,320.00</b>	<b>2,280.00</b>					<b>7,600.00</b>			<b>7,600.00</b>		

Adviser Name: *Matthew Rivett*  
 Location: *SYDNEY*  
 Phone No: *(02) 8216 6392*  
 Account No: *1148966*

\* As at the ex-dividend date, this security has been held for less than 45 days. Please review this transaction as the investor may not be entitled to any imputation credit.

**Ord Minnett Limited** AFS Licence 237121 ABN 86 002 733 048 A Market Participant of the Australian Stock Exchange Limited

While Ord Minnett believes that the information contained herein is reliable, no warranty is given as to its accuracy or the accuracy of information or material from other sources and persons who rely on it do so at their own risk. Accordingly you should satisfy yourself as to the correctness or otherwise of the statements contained herein.

# ORD MINNETT

## INVESTMENT INCOME RECEIVED (ANNUAL TAX)

From 1 July 2021 Through 30 June 2022

*Monsax Pty Ltd*  
<Arnold Super Fund A/C>

Units	Taxable Date	Franked Dividend	Imputation Credit	Other Income	Foreign Income	Discount Capital Gain	CGT Concession	Total Taxable	Tax Deferred	Return of Capital	Gross Income	Non - Res W/Holding	AMIT CBA	
		Unfranked Dividend	Rental Income	Interest	Foreign Tax Credits	Capital Gain Other	Capital Gain Tax Credits			Tax Free	LIC Capital	Other Non Taxable	TFN Amounts	AMIT CGU
<b>TLS - TELSTRA CORPORATION.</b>														
*	27,000	23-Sep-21	810.00	347.14				1,157.14			1,157.14			
*	27,000	23-Sep-21	1,350.00	578.57				1,928.57			1,928.57			
	27,000	01-Apr-22	540.00	231.43				771.43			771.43			
	27,000	01-Apr-22	1,620.00	694.29				2,314.29			2,314.29			
<b>Sub Total</b>		<b>4,320.00</b>	<b>1,851.43</b>					<b>6,171.43</b>			<b>6,171.43</b>			
<b>WBC - WESTPAC BANKING CORP</b>														
	4,100	21-Dec-21	2,460.00	1,054.29				3,514.29			3,514.29			
	4,100	24-Jun-22	2,501.00	1,071.86				3,572.86			3,572.86			
<b>Sub Total</b>		<b>4,961.00</b>	<b>2,126.15</b>					<b>7,087.15</b>			<b>7,087.15</b>			
<b>WOW - WOOLWORTHS GROUP LTD</b>														
*	180	08-Oct-21	99.00	42.43				141.43			141.43			
		21-Oct-21	5,427.00	2,325.86				7,752.86			7,752.86			
<b>Sub Total</b>		<b>5,526.00</b>	<b>2,368.29</b>					<b>7,894.29</b>			<b>7,894.29</b>			

Adviser Name: Matthew Rivett  
 Location: SYDNEY  
 Phone No: (02) 8216 6392  
 Account No: 1148966

\* As at the ex-dividend date, this security has been held for less than 45 days. Please review this transaction as the investor may not be entitled to any imputation credit.

**Ord Minnett Limited** AFS Licence 237121 ABN 86 002 733 048 A Market Participant of the Australian Stock Exchange Limited

While Ord Minnett believes that the information contained herein is reliable, no warranty is given as to its accuracy or the accuracy of information or material from other sources and persons who rely on it do so at their own risk. Accordingly you should satisfy yourself as to the correctness or otherwise of the statements contained herein.

# ORD MINNETT

## INVESTMENT INCOME RECEIVED (ANNUAL TAX)

From 1 July 2021 Through 30 June 2022

*Monsax Pty Ltd*  
<Arnold Super Fund A/C>

Units	Taxable Date	Franked Dividend	Imputation Credit	Other Income	Foreign Income	Discount Capital Gain	CGT Concession	Total Taxable	Tax Deferred	Return of Capital	Gross Income	Non - Res W/Holding	AMIT CBA
		Unfranked Dividend	Rental Income	Interest	Foreign Tax Credits	Capital Gain Other	Capital Gain Tax Credits		Tax Free	LIC Capital	Other Non Taxable	TFN Amounts	AMIT CGU
<b>Dividends Total</b>		98,936.82 6,671.26	42,401.53					148,009.61			148,009.61		

<b>TOTAL</b>		106,117.37 15,696.30	46,999.59	12,068.32 7,520.71	31,425.73	13,617.25 10,800.05	13,617.25	244,245.32	13,943.11	165,958.59	437,764.27 4,019.49		(4,019.49)
--------------	--	-------------------------	-----------	-----------------------	-----------	------------------------	-----------	------------	-----------	------------	------------------------	--	------------

Adviser Name: Matthew Rivett  
Location: SYDNEY  
Phone No: (02) 8216 6392  
Account No: 1148966

\* As at the ex-dividend date, this security has been held for less than 45 days. Please review this transaction as the investor may not be entitled to any imputation credit.

**Ord Minnett Limited** AFS Licence 237121 ABN 86 002 733 048 A Market Participant of the Australian Stock Exchange Limited

While Ord Minnett believes that the information contained herein is reliable, no warranty is given as to its accuracy or the accuracy of information or material from other sources and persons who rely on it do so at their own risk. Accordingly you should satisfy yourself as to the correctness or otherwise of the statements contained herein.

17 AQUANA  
9/1264

# UPSTATE

My Asset Management Pty Ltd  
PO Box 1785, Dee Why NSW 2099  
Ph: 9971 9000 Fax: 9982 6446  
ABN: 79 427 056 172

The Arnold Super Fund  
Unit 7/22-26 The Avenue  
Collaroy NSW 2097

Ref: ARNOLD12  
Page: 1

## The Arnold Super Fund Owner Income & Expenditure for July 2021 to June 2022

	Jul	Aug	Sep	Oct	Nov	Dec	Jan	Feb	Mar	Apr	May	Jun	Tot
<b>Property: 12/1271 Pittwater Road Narrabeen NSW 2101</b>													
<b>Balance Brought Forward</b>													
	0.00	0.00	0.00	0.00	0.00	0.00	0.00	2556.92	0.00	0.00	859.56	0.00	0.00
<b>Income</b>													
101 Rent	2867.86	2867.86	2867.86	2867.86	2867.86	2867.86	2867.86	2867.86	0.00	1433.93	0.00	0.00	24376.81
140 Contributions From Owner	0.00	0.00	0.00	0.00	0.00	0.00	0.00	953.21	0.00	0.00	0.00	0.00	953.21
	2867.86	2867.86	2867.86	2867.86	2867.86	2867.86	2867.86	3821.07	0.00	1433.93	0.00	0.00	25330.02
<b>Expenditure</b>													
201 Municipal Rates	0.00	366.60	0.00	0.00	366.40	0.00	0.00	366.40	0.00	0.00	366.40	0.00	1465.80
202 Water Rates	150.99	0.00	0.00	150.99	0.00	0.00	147.71	0.00	0.00	0.00	149.35	0.00	599.04
331 R & M - Electrical	0.00	0.00	159.50	0.00	0.00	0.00	0.00	0.00	0.00	0.00	0.00	0.00	159.50
332 R & M - General	0.00	0.00	0.00	0.00	0.00	0.00	0.00	0.00	0.00	490.00	0.00	0.00	490.00
401 Income & Expenditure	18.18	0.00	0.00	0.00	0.00	0.00	0.00	0.00	0.00	0.00	0.00	0.00	18.18
411 Strata Levies	0.00	0.00	1552.30	0.00	0.00	0.00	0.00	3104.60	0.00	0.00	0.00	0.00	4656.90
419 GST on fees													

1591.43  
1552.30  
6.40  
(45.93)  
\$ 3104.60

# UPSTATE

My Asset Management Pty Ltd  
PO Box 1785, Dee Why NSW 2099  
Ph: 9971 9000 Fax: 9982 6446  
ABN: 79 427 056 172

The Arnold Super Fund  
Unit 7/22-26 The Avenue  
Collaroy NSW 2097

Ref: ARNOLD12  
Page: 2

## The Arnold Super Fund Owner Income & Expenditure for July 2021 to June 2022

	Jul	Aug	Sep	Oct	Nov	Dec	Jan	Feb	Mar	Apr	May	Jun	Tot
	16.66	14.84	14.84	14.84	14.84	14.84	14.84	14.84	0.00	7.67	0.50	0.00	128.71
481 Management Fees	143.39	143.39	143.39	143.39	143.39	143.39	143.39	143.39	0.00	71.70	0.00	0.00	1218.82
483 Postage	5.00	5.00	5.00	5.00	5.00	5.00	5.00	5.00	0.00	5.00	5.00	0.00	50.00
	334.22	529.83	1875.03	314.22	529.63	163.23	310.94	3634.23	0.00	574.37	521.25	0.00	8786.95
Carried Forward	0.00	0.00	0.00	0.00	0.00	0.00	2556.92	0.00	0.00	859.56	0.00	0.00	0.00
Net Income	2533.64	2338.03	992.83	2553.64	2338.23	2704.63	0.00	2743.76	0.00	0.00	338.31	0.00	16543.07

# UPSTATE

My Asset Management Pty Ltd  
 PO Box 1785, Dee Why NSW 2099  
 Ph: 9971 9000 Fax: 9982 6446  
 ABN: 79 427 056 172

The Arnold Super Fund  
 Unit 7/22-26 The Avenue,  
 Collaroy NSW 2097

Ref: ARNOLD  
 Page: 1

## The Arnold Super Fund Owner Income & Expenditure for July 2021 to June 2022

	Jul	Aug	Sep	Oct	Nov	Dec	Jan	Feb	Mar	Apr	May	Jun	Tot
<b>Property: 8/1264 Pittwater Road NARRABEEN NSW 2101</b>													
<b>Balance Brought Forward</b>													
	0.00	0.00	0.00	0.00	0.00	0.00	0.00	0.00	0.00	0.00	0.00	0.00	0.00
<b>Income</b>													
101 Rent	3900.00	2600.00	2600.00	2600.00	2600.00	2600.00	6837.10	0.00	2800.00	2800.00	2800.00	3500.00	35637.10
161 Outgoings Recovered - General	0.00	0.00	0.00	0.00	0.00	0.00	0.00	0.00	121.00	0.00	0.00	0.00	121.00
	3900.00	2600.00	2600.00	2600.00	2600.00	2600.00	6837.10	0.00	2921.00	2800.00	2800.00	3500.00	35758.10
<b>Expenditure</b>													
201 Municipal Rates	0.00	366.60	0.00	0.00	366.40	0.00	0.00	0.00	733.21	-366.81	366.81	0.00	1466.21
202 Water Rates	150.99	0.00	0.00	150.99	0.00	0.00	147.71	0.00	0.00	0.00	149.35	0.00	599.04
251 Cleaning	0.00	0.00	0.00	0.00	0.00	0.00	0.00	0.00	121.00	0.00	0.00	0.00	121.00
321 Pest Control	0.00	0.00	0.00	0.00	0.00	0.00	0.00	0.00	390.00	-195.00	0.00	0.00	195.00
331 R & M - Electrical	0.00	0.00	0.00	0.00	0.00	0.00	0.00	0.00	203.50	0.00	0.00	0.00	203.50
332 R & M - General	0.00	0.00	0.00	0.00	0.00	858.00	0.00	0.00	0.00	0.00	0.00	0.00	858.00

Please find attached an updated Income and Expenditure statement for Financial year ending 2022



# UPSTATE

My Asset Management Pty Ltd  
 PO Box 1785, Dee Why NSW 2099  
 Ph: 9971 9000 Fax: 9982 6446  
 ABN: 79 427 056 172

The Arnold Super Fund  
 Unit 7/22-26 The Avenue,  
 Collaroy NSW 2097

Ref: ARNOLD  
 Page: 2

## The Arnold Super Fund Owner Income & Expenditure for July 2021 to June 2022

	Jul	Aug	Sep	Oct	Nov	Dec	Jan	Feb	Mar	Apr	May	Jun	Tot
336 R & M - Plumbing	0.00	0.00	0.00	0.00	0.00	125.00	0.00	0.00	0.00	324.50	0.00	0.00	449.50
401 Income & Expenditure	18.18	0.00	0.00	0.00	0.00	0.00	0.00	0.00	0.00	0.00	0.00	0.00	18.18
411 Strata Levies	0.00	0.00	962.85	0.00	0.00	0.00	962.85	0.00	962.85	0.00	0.00	962.85	3851.40
414 Lease Fees	0.00	0.00	0.00	0.00	0.00	0.00	803.00	0.00	0.00	0.00	0.00	0.00	803.00
416 Advertising	0.00	0.00	0.00	0.00	0.00	0.00	510.00	0.00	0.00	0.00	0.00	0.00	510.00
419 GST on fees	21.32	13.00	13.00	13.00	13.00	13.00	34.19	0.00	14.00	14.00	14.00	17.50	180.01
481 Management Fees	195.00	130.00	130.00	130.00	130.00	130.00	341.86	0.00	140.00	140.00	140.00	175.00	1781.86
	385.49	509.60	1105.85	293.99	509.40	1126.00	2799.61	0.00	2564.56	-83.31	670.16	1155.35	11036.70
										195.00			
										300.81			
										~ Returns			
Carried Forward	0.00	0.00	0.00	0.00	0.00	0.00	0.00	0.00	0.00	0.00	0.00	0.00	0.00
Net Income	3514.51	2090.40	1494.15	2306.01	2090.60	1474.00	4037.49	0.00	356.44	2883.31	2129.84	2344.65	24721.40

# UPSTATE

My Asset Management Pty Ltd  
PO Box 1785, Dee Why NSW 2099  
Ph: 9971 9000 Fax: 9982 6446  
ABN: 79 427 056 172

The Arnold Super Fund  
Unit 7/22-26 The Avenue,  
Collaroy NSW 2097

Ref: ARNOLD  
Page: 3

## The Arnold Super Fund Owner Income & Expenditure for July 2021 to June 2022

---

Jul	Aug	Sep	Oct	Nov	Dec	Jan	Feb	Mar	Apr	May	Jun	Tot
-----	-----	-----	-----	-----	-----	-----	-----	-----	-----	-----	-----	-----

---

Please find attached an updated Income and Expenditure statement for financial year ending 2022

**Invoice Date**  
13 Jan 2022

**Invoice Number**  
INV-9272

# TAX INVOICE

The Arnold Superannuation Fund  
Unit 7 22-26 The Avenue  
COLLARROY NSW 2097  
AUSTRALIA

Description	Quantity	Unit Price	GST Amount AUD	
SF, Preparation and Lodgement of financial Accounts for the Self-Managed Superannuation Fund for the period ended 30th June 2021.	1.00	5,025.00	10%	5,025.00
ASF, Audit of Self-Managed Superannuation Fund and calculation of minimum pension.	1.00	1,675.00	10%	1,675.00
ACT, Actuary Certificate - Peter Vere	1.00	180.00	10%	180.00
			Subtotal	6,880.00
			Total GST 10%	688.00
			Invoice Total AUD	7,568.00
			Total Net Payments AUD	7,568.00
			<b>Amount Due AUD</b>	<b>0.00</b>

## PAYMENT ADVICE

To: Pacific Ridge Capital  
PO BOX 613  
BALGOWLAH NSW 2093  
AUSTRALIA  
**Due Date: 20 Jan 2022**

**Pacific Ridge Capital**  
**BSB: 032-101**  
**ACCOUNT NO: 148238**

**Customer** The Arnold Superannuation Fund

**Invoice Number** INV-9272

**Amount Due** 0.00

**Due Date** 20 Jan 2022

**Amount Enclosed**

Enter the amount you are paying above

# ORD MINNETT

## EXPENSE SUMMARY

From 01 July 2021 Through 30 June 2022

*Monsax Pty Ltd*

*<Arnold Super Fund A/C>*

Date	Description	Net Amount	GST	Gross Amount
	<b>Management Fee</b>			
7-Jul-2021	PARS Fee 01Jun2021 to 30Jun2021	2,679.45	267.94	2,947.39
6-Aug-2021	PARS Fee 01Jul2021 to 31Jul2021	2,758.22	275.82	3,034.04
7-Sep-2021	PARS Fee 01Aug2021 to 31Aug2021	2,878.97	287.90	3,166.87
8-Oct-2021	PARS Fee 01Sep2021 to 30Sep2021	2,858.32	285.83	3,144.15
5-Nov-2021	PARS Fee 01Oct2021 to 31Oct2021	2,873.48	287.35	3,160.83
7-Dec-2021	PARS Fee 01Nov21 to 30Nov21	2,754.52	275.45	3,029.97
10-Jan-2022	PARS Fee 01Dec21 to 31Dec21	2,873.95	287.40	3,161.35
8-Feb-2022	PARS Fee 01Jan2022 to 31Jan2022	2,892.10	289.21	3,181.31
7-Mar-2022	PARS Fee 01Feb2022 to 28Feb2022	2,606.47	260.65	2,867.12
7-Apr-2022	PARS Fee 01Mar2022 to 31Mar2022	2,894.53	289.45	3,183.98
6-May-2022	PARS Fee 01Apr2022 to 30Apr2022	2,887.61	288.76	3,176.37
7-Jun-2022	PARS Fee 01May2022 to 31May2022	3,016.67	301.67	3,318.34
	Management Fee Total	<b>33,974.29</b>	<b>3,397.43</b>	<b>37,371.72</b>
	<b>TOTAL EXPENSES</b>	<b>33,974.29</b>	<b>3,397.43</b>	<b>37,371.72</b>

Adviser Name: *Matthew Rivett*  
Location: *SYDNEY*  
Phone No: *(02) 8216 6392*  
Account No: *1148966*

**Ord Minnett Limited** AFS Licence 237121 ABN 86 002 733 048 A Market Participant of the Australian Stock Exchange Limited

While Ord Minnett believes that the information contained herein is reliable, no warranty is given as to its accuracy or the accuracy of information or material from other sources and persons who rely on it do so at their own risk. Accordingly you should satisfy yourself as to the correctness or otherwise of the statements contained herein.



## Income tax 551

<b>Date generated</b>	08/11/2022
<b>Overdue</b>	\$0.00
<b>Not yet due</b>	\$0.00
<b>Balance</b>	\$0.00

## Transactions

4 results found - from **08 November 2020** to **08 November 2022** sorted by **processed date** ordered **newest to oldest**

Processed date	Effective date	Description	Debit (DR)	Credit (CR)	Balance
13 Jan 2022	18 Jan 2022	EFT refund for Income Tax for the period from 01 Jul 20 to 30 Jun 21	\$3,468.79		\$0.00
13 Jan 2022	13 Jan 2022	Tax return Self Man Superfund - Income Tax for the period from 01 Jul 20 to 30 Jun 21		\$3,468.79	\$3,468.79 CR
16 Dec 2020	21 Dec 2020	EFT refund for Income Tax for the period from 01 Jul 19 to 30 Jun 20	\$2,946.59		\$0.00
16 Dec 2020	16 Dec 2020	Tax return Self Man Superfund - Income Tax for the period from 01 Jul 19 to 30 Jun 20		\$2,946.59	\$2,946.59 CR

THE ARNOLD SF

**Trial Balance****As At 30 Jun 2022**

	Debit	As at 30 Jun 2021 Credit	Quantity	Debit	As at 30 Jun 2022 Credit	Quantity
<b>Income</b>						
<b>Investment Income</b>						
Distributions						
Managed Investments						
Legg Mason Brandywine Global Opportu	\$	0.00	27	\$	0.00	
PIMCO Capital Securities Fund - Whole	\$	14,422.22		\$	0.00	
<b>Total Managed Investments</b>	<b>\$</b>	<b>10,462.22</b>		<b>\$</b>	<b>0.00</b>	
Shares in Listed Companies						
Macquarie Bank Limited - Cap Note 3-Bbsw+2.00% Perp Non-Cum Red T-09-28	\$	0.00		\$	4,038.09	
Macquarie Group Limited - Cap Note 3-Bbsw+2.00% Perp Non-Cum Red T-09-27	\$	2,984.57		\$	2,984.57	
Macquarie Group Limited - Capital Notes Deferred Settlement	\$	6,948.42		\$	6,948.42	
<b>Total Shares in Listed Companies</b>	<b>\$</b>	<b>7,697.24</b>		<b>\$</b>	<b>13,971.08</b>	
Stapled Securities						
Dalrymple Bay Infrastructure Limited - Fully Paid Ordinary Stapled Securities	\$	0.00		\$	2,142.01	
<b>Total Stapled Securities</b>	<b>\$</b>	<b>0.00</b>		<b>\$</b>	<b>2,142.01</b>	
Units In Listed Unit Trusts						
Elanor Commercial Property Fund - Fully Paid Stapled Securities Def Set	\$	2,409.81		\$	13,101.82	
Homeco Daily Needs REIT - Ordinary Units Fully Paid Deferred Settlement	\$	2,359.80		\$	2,359.80	
Investec Australia Property Fund - Ordinary Units Fully Paid Deferred Settlement	\$	4,664.46		\$	4,664.46	
Kkr Credit Income Fund - Ordinary Units Fully Paid	\$	2,007.00		\$	15,027.00	
Mcp Master Income Trust - Ordinary Units Fully Paid	\$	11,054.14		\$	11,054.14	
Partners Group Global Income Fund - Ordinary Units Fully Paid	\$	16,495.43		\$	16,495.43	
Regal Investment Fund - Ordinary Units Fully Paid	\$	41,333.38		\$	41,333.38	
<b>Total Units In Listed Unit Trusts</b>	<b>\$</b>	<b>165,819.62</b>		<b>\$</b>	<b>104,036.03</b>	
Units In Unlisted Unit Trusts						
ELANOR HEALTHCARE REAL STATE FUND	\$	5,696.35		\$	5,696.35	
Grapple Finance Trust	\$	0.00		\$	679.48	
<b>Total Units In Unlisted Unit Trusts</b>	<b>\$</b>	<b>5,917.48</b>		<b>\$</b>	<b>6,375.83</b>	
<b>Total Distributions</b>	<b>\$</b>	<b>189,896.56</b>		<b>\$</b>	<b>126,524.95</b>	
Dividends						
Shares in Listed Companies						
Alumina Limited	\$	1,941.88		\$	2,198.13	
AMP Ltd	\$	508.43		\$	0.00	
Ampol Limited	\$	9,210.64		\$	0.00	
Australia And New Zealand Banking Group Limited - Cap Note 3-Bbsw+2.70% Perp Non-Cum Red T-03-29	\$	879.49		\$	879.49	
BHP Group Limited	\$	6,640.41		\$	43,049.46	
Cimic Group Limited	\$	0.00		\$	1,661.14	
Coles Group Limited.	\$	0.00		\$	2,788.57	
Commonwealth Bank Of Australia.	\$	0.00		\$	11,821.72	
Commonwealth Bank Of Australia. - Capital Notes Deferred Settlement	\$	1,731.64		\$	1,731.64	
CSL Limited	\$	710.68		\$	900.71	
Fortescue Metals Group Ltd	\$	0.00		\$	5,940.00	
Jb Hi-Fi Limited	\$	0.00		\$	8,700.00	
Kelsian Group Limited	\$	0.00		\$	550.00	
Macquarie Group Limited	\$	0.00		\$	2,133.18	
Magellan Financial Group Limited	\$	6,080.02		\$	6,221.56	
Northern Star Resources Ltd	\$	0.00		\$	1,000.00	
Pacific Current Group Limited	\$	0.00		\$	2,928.57	
Rio Tinto Limited	\$	3,693.64		\$	24,799.12	
Sealink Travel Group Limited	\$	550.00		\$	707.14	
Smartgroup Corporation Ltd	\$	0.00		\$	7,600.00	
Telstra Corporation Ltd	\$	0.00		\$	6,171.42	
Westpac Banking Corporation	\$	0.00		\$	7,087.15	
Westpac Banking Corporation - Capital Notes Deferred Settlement	\$	0.00		\$	0.00	
Westpac Banking Corporation - Capital Notes Deferred Settlement	\$	0.00		\$	0.00	
Woolworths Limited	\$	0.00		\$	7,894.29	
<b>Total Shares in Listed Companies</b>	<b>\$</b>	<b>39,106.74</b>		<b>\$</b>	<b>146,763.29</b>	
Stapled Securities						
Home Consortium - Fully Paid Ordinary Stapled Securities Def Set	\$	1,893.34		\$	1,893.34	

Total Stapled Securities	\$	2,302.72	\$	1,893.34
Total Dividends	\$	41,409.46	\$	148,656.63
<b>Foreign Income</b>				
Foreign Dividend				
Shares in Listed Companies				
Amcor PLC - Cdi 1:1 Foreign Exempt Note			\$	1,964.10
Total Shares in Listed Companies		909.90	\$	1,964.10
Total Foreign Dividend	\$	909.90	\$	1,964.10
Total Foreign Income	\$	909.90	\$	1,964.10
<b>Interest</b>				
Cash and Cash Equivalents				
ING Bank -TD #6086	\$	85.44	\$	0.00
Total Cash and Cash Equivalents	\$	85.44	\$	0.00
Cash At Bank				
CBA Bank Accelerator Cash Account		210.67	\$	123.41
CBA Business Online Saver	\$	73.66	\$	13.67
ING Business Optimiser	\$	64.32	\$	10.26
Total Cash At Bank	\$	348.65	\$	147.34
Total Interest	\$	434.09	\$	147.34
<b>Rent</b>				
Direct Property				
12/1271 Pittwater Rd. Narrabeen	\$	34,414.32	\$	25,330.02
8/1264 Pittwater Rd. Narrabeen	\$	33,800.00	\$	35,758.10
Total Direct Property	\$	68,214.32	\$	61,088.12
Total Rent	\$	68,214.32	\$	61,088.12
Total Investment Income	\$	300,864.33	\$	338,381.14
<b>Other Income</b>				
Fee Refund	\$	65.46	\$	0.00
Sundry	\$	44.00	\$	3.13
Total Other Income	\$	109.46	\$	3.13
Total Income	\$	300,973.79	\$	338,384.27

**Expenses****Member Payments**

<b>Pensions Paid</b>				
Mrs Christine Arnold				
Death Benefit Pensions		41,000.00	\$	51,000.00
Total Mrs Christine Arnold		41,000.00	\$	51,000.00
Total Pensions Paid		41,000.00	\$	51,000.00
Total Member Payments		41,000.00	\$	51,000.00

**Other Expenses**

Accountancy Fee	\$	5,653.00	\$	5,725.50
Actuarial Fee	\$	198.00	\$	198.00
Auditor Fee	\$	1,815.00	\$	1,842.50
<b>Bank Fees</b>				
Cash and Cash Equivalents				
Pershing US Dollars		302.73	\$	283.52
Total Cash and Cash Equivalents		302.73	\$	283.52
Cash At Bank				
CBA Business Account		120.00	\$	80.00
Total Cash At Bank		120.00	\$	80.00
Total Bank Fees	\$	422.73	\$	363.52

**Depreciation**

Capital Allowances  
Direct Property

8/1264 Pittwater Rd. Narrabeen			\$	9,137.82
Unit 246, Beesley St West End			\$	6,303.82
Unit 31, Buchanan St West End			\$	9.50
<b>Total Direct Property</b>	<b>17,077.87</b>		<b>\$</b>	<b>15,451.14</b>
<b>Total Capital Allowance</b>	<b>17,077.87</b>		<b>\$</b>	<b>15,451.14</b>
<b>Total Depreciation</b>	<b>17,077.87</b>		<b>\$</b>	<b>15,451.14</b>
<b>Investment Management Fee</b>			<b>\$</b>	<b>37,371.72</b>
<b>Property Expenses</b>				
Advertising				
Direct Property				
8/1264 Pittwater Rd. Narrabeen	0.00		\$	510.00
<b>Total Direct Property</b>	<b>\$ 0.00</b>		<b>\$</b>	<b>510.00</b>
<b>Total Advertising</b>	<b>\$ 0.00</b>		<b>\$</b>	<b>510.00</b>
Agents Management Fee				
Direct Property				
12/271 Pittwater Rd. Narrabeen			\$	1,365.71
8/1264 Pittwater Rd. Narrabeen			\$	2,783.05
<b>Total Direct Property</b>	<b>4,017.76</b>		<b>\$</b>	<b>4,148.76</b>
<b>Total Agents Management Fee</b>	<b>4,017.76</b>		<b>\$</b>	<b>4,148.76</b>
Cleaning				
Direct Property				
12/271 Pittwater Rd. Narrabeen			\$	0.00
8/1264 Pittwater Rd. Narrabeen	0.00		\$	121.00
<b>Total Direct Property</b>	<b>271.00</b>		<b>\$</b>	<b>121.00</b>
<b>Total Cleaning</b>	<b>\$ 271.00</b>		<b>\$</b>	<b>121.00</b>
Council Rates				
Direct Property				
12/271 Pittwater Rd. Narrabeen			\$	1,465.80
8/1264 Pittwater Rd. Narrabeen			\$	1,466.21
Parl & Fly 558.62			\$	631.26
<b>Total Direct Property</b>	<b>3,429.58</b>		<b>\$</b>	<b>3,563.27</b>
<b>Total Council Rates</b>	<b>3,429.58</b>		<b>\$</b>	<b>3,563.27</b>
Insurance Premium				
Direct Property				
12/271 Pittwater Rd. Narrabeen			\$	0.00
8/1264 Pittwater Rd. Narrabeen			\$	998.15
<b>Total Direct Property</b>	<b>997.00</b>		<b>\$</b>	<b>998.15</b>
<b>Total Insurance Premium</b>	<b>997.00</b>		<b>\$</b>	<b>998.15</b>
Legal Fees				
Direct Property				
12/271 Pittwater Rd. Narrabeen			\$	0.00
8/1264 Pittwater Rd. Narrabeen			\$	0.00
<b>Total Direct Property</b>	<b>4,678.40</b>		<b>\$</b>	<b>0.00</b>
<b>Total Legal Fees</b>	<b>4,678.40</b>		<b>\$</b>	<b>0.00</b>
Pest Control				
Direct Property				
8/1264 Pittwater Rd. Narrabeen	0.00		\$	195.00
<b>Total Direct Property</b>	<b>\$ 0.00</b>		<b>\$</b>	<b>195.00</b>
<b>Total Pest Control</b>	<b>\$ 0.00</b>		<b>\$</b>	<b>195.00</b>
Repairs Maintenance				
Direct Property				
12/271 Pittwater Rd. Narrabeen			\$	2,476.50
8/1264 Pittwater Rd. Narrabeen			\$	1,511.00
<b>Total Direct Property</b>	<b>3,984.63</b>		<b>\$</b>	<b>3,987.50</b>
<b>Total Repairs Maintenance</b>	<b>3,984.63</b>		<b>\$</b>	<b>3,987.50</b>
Stationery Phone and Postage				
Direct Property				



12/271 Pittwater Rd Narrabeen		\$	50.00
<b>Total Direct Property</b>	<b>60.00</b>	<b>\$</b>	<b>50.00</b>
<b>Total Stationery Phone and Postage</b>	<b>50.00</b>	<b>\$</b>	<b>50.00</b>
<b>Strata Levy Fee</b>			
Direct Property			
12/271 Pittwater Rd Narrabeen		\$	7,162.41
8/1264 Pittwater Rd Narrabeen		\$	3,851.40
Parl & Fly 828.84		\$	665.11
<b>Total Direct Property</b>	<b>5,022.39</b>	<b>\$</b>	<b>11,678.92</b>
<b>Total Strata Levy Fee</b>	<b>5,022.39</b>	<b>\$</b>	<b>11,678.92</b>
<b>Water Rates</b>			
Direct Property			
12/271 Pittwater Rd Narrabeen		\$	599.04
8/1264 Pittwater Rd Narrabeen		\$	599.04
<b>Total Direct Property</b>	<b>1,168.88</b>	<b>\$</b>	<b>1,198.08</b>
<b>Total Water Rates</b>	<b>1,168.88</b>	<b>\$</b>	<b>1,198.08</b>
<b>Total Property Expenses</b>	<b>23,629.64</b>	<b>\$</b>	<b>26,450.68</b>
<b>Regulatory Fees</b>	273.00	\$	276.00
<b>SMSF Supervisory Levy</b>	259.00	\$	259.00
<b>Total Other Expenses</b>	<b>82,834.09</b>	<b>\$</b>	<b>87,938.06</b>

**Investment Losses****Market Losses**

## Cash and Cash Equivalents

Pershing US Dollars	154.88	\$	8,212.96
---------------------	--------	----	----------

<b>Total Cash and Cash Equivalents</b>	<b>2,154.88</b>	<b>\$</b>	<b>8,212.96</b>
----------------------------------------	-----------------	-----------	-----------------

## Derivative Investments

Magellan Financial Group Limited - Option Expiring 16-Apr-2027 Deferred		\$	193.30
-------------------------------------------------------------------------	--	----	--------

Options Trading	2,681.51	\$	9,036.70
-----------------	----------	----	----------

<b>Total Derivative Investments</b>	<b>2,681.51</b>	<b>\$</b>	<b>9,230.00</b>
-------------------------------------	-----------------	-----------	-----------------

## Direct Property

12/1271 Pittwater Rd. Narrabeen	350,000.00	\$	220,000.00
---------------------------------	------------	----	------------

8/1264 Pittwater Rd. Narrabeen	390,658.38	\$	220,862.18
--------------------------------	------------	----	------------

Unit 246, Beesley St. West End	6,409.99	\$	6,303.82
--------------------------------	----------	----	----------

Unit 31, Buchanan St. West End	9.50	\$	9.50
--------------------------------	------	----	------

<b>Total Direct Property</b>	<b>747,077.87</b>	<b>\$</b>	<b>434,548.86</b>
------------------------------	-------------------	-----------	-------------------

## Foreign Cash At Bank

Foreign Exchange Gain OR Loss	0.00	\$	101.32
-------------------------------	------	----	--------

<b>Total Foreign Cash At Bank</b>	<b>0.00</b>	<b>\$</b>	<b>101.32</b>
-----------------------------------	-------------	-----------	---------------

## Managed Investments

Cicais Millenium 40.4789 Class D		\$	311,601.69
----------------------------------	--	----	------------

Legg Mason Brandywine Global Opportunity Fund Income Trust (A Class)	4,886.00	\$	0.00
----------------------------------------------------------------------	----------	----	------

PIMCO Capital Securities Fund - Wholesale	1,142.88	\$	0.00
-------------------------------------------	----------	----	------

<b>Total Managed Investments</b>	<b>16,817.69</b>	<b>\$</b>	<b>311,601.69</b>
----------------------------------	------------------	-----------	-------------------

## Shares in Listed Companies

Alliance Aviation Services Limited	18,027.20	\$	11,622.80
------------------------------------	-----------	----	-----------

Alumina Limited	360.00	\$	3,115.00
-----------------	--------	----	----------

Amcor PLC - Cdi 1:1 Foreign Exempt Nyse	575.00	\$	8,730.00
-----------------------------------------	--------	----	----------

AMP Ltd	2,598.06	\$	802.39
---------	----------	----	--------

Ampol Limited	7,406.10	\$	0.00
---------------	----------	----	------

Australia And New Zealand Banking Group Limited - Cap Note 3-Bbsw+2.70% Perp Non-Red T-03-29	1,000.00	\$	29,574.10
----------------------------------------------------------------------------------------------	----------	----	-----------

BHP Group Limited	26,232.50	\$	29,574.10
-------------------	-----------	----	-----------

Cimic Group Limited	6,510.00	\$	3,275.00
---------------------	----------	----	----------

Cobram Estate Olives Limited	0.00	\$	39,316.08
------------------------------	------	----	-----------

Coles Group Limited.	4,915.59	\$	2,304.00
----------------------	----------	----	----------

Commonwealth Bank Of Australia.	0.00	\$	10,420.59
---------------------------------	------	----	-----------

Commonwealth Bank Of Australia. - Cap 2.4000s Deferred Settlement	2,400.00	\$	1,150.00
-------------------------------------------------------------------	----------	----	----------

CSL Limited	228.00	\$	4,014.00
-------------	--------	----	----------

Fortescue Metals Group Ltd	1,485.00	\$	8,134.00
----------------------------	----------	----	----------

Ioneer Ltd	1,620.00	\$	245.00
------------	----------	----	--------

Jb Hi-Fi Limited	0.00	\$	7,029.80
------------------	------	----	----------

Kelsian Group Limited	0.00	\$	3,629.99
-----------------------	------	----	----------

Macquarie Bank Limited - Capital Note 3-Bbsw-12.00% Perp Non-Cum Red T-09-28	\$ 4,987.50		
Macquarie Group Limited	\$ 6,374.27	\$ 1,752.12	
Macquarie Group Limited - Capital Note 3-Bbsw-10.00% Perp Non-Cum Red T-09-27	\$ 3,180.00		
Macquarie Group Limited - Capital Note 3-Bbsw-10.00% Perp Non-Cum Red T-09-27	\$ 7,540.50		
Magellan Financial Group Limited	\$ 85,735.00		
Navarre Minerals Limited	\$ 0.00	\$ 10,120.00	
Northern Star Resources Ltd	\$ 0.00	\$ 13,900.00	
Pacific Current Group Limited	\$ 3,295.06		\$ 5,550.00
Rio Tinto Limited	\$ 7,930.00	\$ 28,801.00	
Sealink Travel Group Limited	\$ 17,160.01	\$ 17,160.01	
Smartgroup Corporation Ltd	\$ 8,985.00	\$ 10,160.00	
Telstra Corporation Ltd	\$ 0.00		\$ 2,915.00
Top Shelf International Holdings Ltd	\$ 0.00	\$ 9,248.00	
Westpac Banking Corporation	\$ 0.00	\$ 20,958.50	
Westpac Banking Corporation - Capital Note 3-Bbsw-10.00% Deferred Settlement	\$ 715.00		
Westpac Banking Corporation - Capital Note 3-Bbsw-10.00% Deferred Settlement	\$ 809.40		
Woodside Energy Group Ltd	\$ 0.00		\$ 1,352.00
Woolworths Limited	\$ 0.00	\$ 6,693.40	
<b>Total Shares in Listed Companies</b>	<b>\$ 84,354.43</b>	<b>\$ 242,870.62</b>	
<b>Shares in Unlisted Companies</b>			
Relentless Resources Ltd	\$ 15,000.00		\$ 55,000.00
<b>Total Shares in Unlisted Companies</b>	<b>\$ 15,000.00</b>		<b>\$ 55,000.00</b>
<b>Stapled Securities</b>			
Dalrymple Bay Infrastructure Limited - Fully Paid Ordinary Stapled Securities	\$ 758.58		
Home Consortium - Fully Paid Ordinary Stapled Securities Def Set	\$ 11,104.20		
<b>Total Stapled Securities</b>	<b>\$ 25,723.13</b>	<b>\$ 11,862.78</b>	
<b>Units In Listed Unit Trusts</b>			
Elanor Commercial Property Fund - Fully Paid Ordinary Units Stapled Securities Def Set	\$ 16,135.00		
Homeco Daily Needs REIT - Ordinary Units Fully Paid Deferred Settlement	\$ 3,420.00		
Investec Australia Property Fund - Ordinary Units Fully Paid Deferred Settlement	\$ 48,900.21		\$ 48,900.21
Kkr Credit Income Fund - Ordinary Units Fully Paid	\$ 55,200.00		
Mcp Master Income Trust - Ordinary Units Fully Paid	\$ 10,800.02		
Partners Group Global Income Fund - Ordinary Units Fully Paid	\$ 31,325.00		
Regal Investment Fund - Ordinary Units Fully Paid	\$ 172,388.24		
<b>Total Units In Listed Unit Trusts</b>	<b>\$ 388,539.52</b>	<b>\$ 240,368.05</b>	
<b>Units In Unlisted Unit Trusts</b>			
Commonwealth Growth Fund	\$ 7,562.71	\$ 2,193.42	
Commonwealth Manged Fund	\$ 10,065.11	\$ 3,811.98	
ELANOR HEALTHCARE REAL ESTATE FUND 0.00			\$ 11,666.70
ORD Minnett Private Opportunities Fund- Unlisted	\$ 0.00	\$ 2,214.00	
<b>Total Units In Unlisted Unit Trusts</b>	<b>\$ 17,627.82</b>		<b>\$ 3,447.30</b>
<b>Total Market Losses</b>	<b>\$ 1,262,031.71</b>	<b>\$ 558,685.60</b>	
<b>Total Investment Losses</b>	<b>\$ 1,262,031.71</b>	<b>\$ 558,685.60</b>	
<b>Total Expenses</b>	<b>\$ 1,138,197.62</b>	<b>\$ 697,623.66</b>	

**Income Tax****Income Tax Expense**

Income Tax Expense	10,570.80	\$ 19,648.65	
Excessive Foreign Tax Credit Writeoff Expense		\$ 0.00	
<b>Total Income Tax Expense</b>	<b>10,685.94</b>	<b>\$ 19,648.65</b>	
<b>Total Income Tax</b>	<b>\$ 10,685.94</b>	<b>\$ 19,648.65</b>	

**Profit & Loss Clearing Account**

<b>Total Profit &amp; Loss Clearing Account</b>	<b>\$ 28,485.47</b>	<b>\$ 378,888.04</b>	
-------------------------------------------------	---------------------	----------------------	--

**Assets****Investments****Cash and Cash Equivalents**

Pershing US Dollars	\$ 60.01	\$ 0.00	
<b>Total Cash and Cash Equivalents</b>	<b>\$ 60.01</b>	<b>\$ 0.00</b>	

**Derivative Investments**

Magellan Financial Group Limited \$ Option Expiring 06-Apr-2027 Deferred	\$ 193.30		263
<b>Total Derivative Investments</b>	<b>\$ 0.00</b>	<b>\$ 193.30</b>	

<b>Direct Property</b>				
12/1271 Pittwater Rd	37,000.00	1	\$ 1,150,000.00	1
8/1264 Pittwater Rd	2,000.00	1	\$ 1,020,000.00	1
Park & Fly	\$ 107,229.07	1	\$ 107,229.07	1
<b>Total Direct Property</b>	<b>2,727,229.07</b>		<b>\$ 2,277,229.07</b>	
<b>Managed Investments</b>				
Cicais Mills	\$ 511,201.26	138	\$ 501,105.44	138
<b>Total Managed Investments</b>	<b>511,201.26</b>		<b>\$ 501,105.44</b>	
<b>Shares in Listed Companies</b>				
Alliance Aviation Services Limited	5,861.00	11,860	\$ 42,340.20	11,860
Alumina Limited	29,610.00	18,000	\$ 0.00	0
Amcor PLC CDI 1:1 Redeemable Preference Shares	5,400.00	3,000	\$ 54,120.00	3,000
AMP Ltd	4,003.88	3,559	\$ 0.00	0
Australia And New Zealand Banking Group Limited	100,000.00	120,000	\$ 120,000.00	1,260
BHP Group Limited	109,282.50	2,250	\$ 148,500.00	3,600
Cimic Group Limited	29,670.00	1,500	\$ 0.00	0
Coles Group Limited	54,688.00	3,200	\$ 56,992.00	3,200
Commonwealth Bank of Australia - Capital Notes Deferred Settlement	500,000.00	500	\$ 50,850.00	500
CSL Limited	57,038.00	200	\$ 107,624.00	400
Fortescue Metals Group Limited	32,671.00	1,400	\$ 24,542.00	1,400
Ioneer Ltd	\$ 18,900.00	54,000	\$ 45,100.00	110,000
Kelsian Group Limited	\$ 0.00	0	\$ 31,350.00	5,500
Macquarie Bank Limited - Cap Note 3-Bbsw+2.70% Perp Non-Cum Red T-09-25	170,012.50	300	\$ 75,016.56	456
Macquarie Group Limited	16,029.00	300	\$ 97,220.00	1,000
Macquarie Group Limited - Cap Note 3-Bbsw+3.00% Perp Non-Cum Red T-09-27	170,172.00	1,650	\$ 170,181.00	1,650
Magellan Financial Group Limited	610,000.00	2,100	\$ 0.00	0
Navarre Minerals Limited	\$ 0.00	0	\$ 18,920.00	440,000
Pacific Current Group Limited	29,050.00	5,000	\$ 34,600.00	5,000
Rio Tinto Limited	63,320.00	500	\$ 125,294.00	1,220
Sealink Travel Group Limited	5,140.00	5,500	\$ 0.00	0
Smartgroup Corporation	59,000.00	8,000	\$ 48,880.00	8,000
Telstra Corporation Ltd	\$ 0.00	0	\$ 103,950.00	27,000
Top Shelf Information Systems Ltd	28,900.00	13,600	\$ 14,688.00	13,600
Trajan Group Holdings Limited	\$ 0.00	0	\$ 40,000.00	20,000
Westpac Banking Corporation - Capital Notes 5 Deferred Settlement	2,000,000.00	2,000	\$ 0.00	0
Westpac Banking Corporation - Capital Notes Deferred Settlement	66,100.00	820	\$ 0.00	0
Woodside Energy Group Ltd	\$ 0.00	0	\$ 20,696.00	650
<b>Total Shares in Listed Companies</b>	<b>4,455,521.88</b>		<b>\$ 1,601,571.66</b>	
<b>Shares in Unlisted Companies</b>				
Boundary Bend Limited	98,994.00	11,764	\$ 0.00	0
Relentless Resources Ltd	7,000.00	100,000	\$ 125,000.00	100,000
<b>Total Shares in Unlisted Companies</b>	<b>106,994.00</b>		<b>\$ 125,000.00</b>	
<b>Stapled Securities</b>				
Dalrymple Bay Infrastructure Limited - Fully Paid Ordinary Stapled Securities	57,300.00	27,300	\$ 53,781.00	27,300
Home Consortium - Fully Paid Ordinary Stapled Securities Def Set	4,950.00	11,940	\$ 53,849.40	11,940
<b>Total Stapled Securities</b>	<b>122,250.00</b>		<b>\$ 107,630.40</b>	
<b>Units In Listed Unit Trusts</b>				
Elanor Commercial Property Fund - Fully Paid Units Stapled Securities	27,900.00	24,000	\$ 138,684.10	139,381
Homeco Daily Needs Property Fund - Fully Paid Deferred Settlement	3,900.00	28,500	\$ 36,480.00	28,500
Investec Australia Property Fund - Ordinary Units Fully Paid Deferred Settlement	24,650.00	69,300	\$ 0.00	0
Kkr Credit Income Property Fund - Ordinary Units Fully Paid	273,600.00	120,000	\$ 218,400.00	120,000
Mcp Master Income Property Fund - Ordinary Units Fully Paid	258,200.00	127,059	\$ 248,400.34	127,059
Partners Group Global Property Fund - Ordinary Units Fully Paid	327,500.00	179,000	\$ 296,245.00	179,000
Regal Investment Fund - Ordinary Units Fully Paid	400,000.00	100,000	\$ 284,000.00	100,000
<b>Total Units In Listed Unit Trusts</b>	<b>1,634,750.00</b>		<b>\$ 1,222,209.44</b>	
<b>Units In Unlisted Unit Trusts</b>				
Commonwealth Growth Fund	50,310.63	8,014.92900	\$ 49,837.41	8,014.92900
Commonwealth Managed Growth Fund	39,721.47	10,280.65100	\$ 79,910.49	10,280.65100
ELANOR HEALTHCARE RESTATEMENT FUND		77,778	\$ 89,444.70	77,778
Grapple Finance Trust	\$ 0.00	0	\$ 50,000.00	48,942.29000
ORD Minnett Private Opportunities Fund- Unlisted	\$ 0.00	0	\$ 47,786.00	50,000
<b>Total Units In Unlisted Unit Trusts</b>	<b>90,032.10</b>		<b>\$ 316,978.60</b>	
<b>Total Investments</b>	<b>\$ 6,728,420.76</b>		<b>\$ 6,151,917.91</b>	

**Other Assets**

Cash At Bank

CBA Bank Accelerated Account	\$ 165,807.76		
CBA Business Account	\$ 3,200.02		
CBA Business Online	\$ 114,237.57		
ING Business Optimiser	\$ 10,285.83		
Ord USD Clearing Account	\$ 0.00		\$ 181.07
<b>Total Cash At Bank</b>	<b>234,614.23</b>		<b>\$ 293,350.11</b>
<b>Unsettled Trades</b>			
Disposals			
Shares in Listed Companies			
Alumina Limited	\$ 0.00	\$ 26,495.00	
Magellan Financial Group Limited	\$ 0.00	\$ 27,371.00	
Northern Star Resources Ltd	\$ 0.00	\$ 48,105.00	
Westpac Banking Corporation	\$ 0.00	\$ 80,366.50	
<b>Total Shares in Listed Companies</b>	<b>0.00</b>	<b>\$ 182,337.50</b>	
<b>Total Disposals</b>	<b>\$ 0.00</b>	<b>\$ 182,337.50</b>	
<b>Total Unsettled Trades</b>	<b>\$ 0.00</b>	<b>\$ 182,337.50</b>	
<b>Receivables</b>			
Investment Income Receivable			
Distributions			
Units In Listed Unit Trusts			
Alanor Commercial Property Fund - Fully Paid Units Stapled Securities Def Sec	\$ 275.45		
Homoco Dated REIT - Ordinary Units Fully Paid Deferred Settlement	\$ 604.20		
Kkr Credit Fund - Ordinary Units Fully Paid	\$ 1,827.00		
Mcp Master Trust - Ordinary Units Fully Paid	\$ 1,143.53		
Partners Global Income Fund - Ordinary Units Fully Paid	\$ 2,973.52		
Regal Income Fund - Ordinary Units Fully Paid	\$ 29,563.20		
<b>Total Units In Listed Unit Trusts</b>	<b>33,386.90</b>		<b>\$ 39,386.90</b>
Units In Unlisted Unit Trusts			
LANOR HEALING ARE REAL ESTATE FUND	\$ 1,418.37		
Grapple Finance Trust	\$ 0.00	\$ 679.48	
<b>Total Units In Unlisted Unit Trusts</b>	<b>1,418.37</b>		<b>\$ 2,097.85</b>
<b>Total Distributions</b>	<b>34,805.27</b>		<b>\$ 41,484.75</b>
Dividends			
Shares in Listed Companies			
Kelsian Group Limited	\$ 0.00	\$ 385.00	
<b>Total Shares in Listed Companies</b>	<b>0.00</b>	<b>\$ 385.00</b>	
<b>Total Dividends</b>	<b>\$ 0.00</b>	<b>\$ 385.00</b>	
<b>Total Investment Income Receivable</b>	<b>34,805.27</b>		<b>\$ 41,869.75</b>
<b>Total Receivables</b>	<b>\$ 108,951.47</b>		<b>\$ 41,869.75</b>
<b>Current Tax Assets</b>			
Provision for Income Tax	\$ 10,570.80		\$ 19,648.65
Withholding Credits			
Cash At Bank			
ING Business Optimiser	\$ 0.00		\$ 0.00
<b>Total Cash At Bank</b>	<b>4.00</b>		<b>\$ 0.00</b>
<b>Total Withholding Credits</b>	<b>4.00</b>		<b>\$ 0.00</b>
Franking Credits			
Shares in Listed Companies			
Alumina Limited	\$ 582.56	\$ 659.44	
AMSL Ltd	\$ 152.53	\$ 0.00	
Amplim Limited	\$ 2,763.19	\$ 0.00	
Australia And New Zealand Banking Group Limited - Cap Note 3-Bbsw+2.70% Perp Non-Cum Red T-03-29	\$ 266.65		
BHS Group Limited	\$ 92.12	\$ 12,914.84	
Cimic Group Limited	\$ 0.00	\$ 131.14	
Coles Group Limited	\$ 0.00	\$ 836.57	
Commonwealth Bank Of Australia	\$ 0.00	\$ 3,546.52	
Commonwealth Bank Of Australia - Capital Notes Deferred Settlement	\$ 519.49		
CSL Limited	\$ 0.00	\$ 13.62	
Fortescue Metals Group Ltd	\$ 0.00	\$ 1,782.00	
Jb Hi-Fi Limited	\$ 0.00	\$ 2,610.00	
Kelsian Group Limited	\$ 0.00	\$ 165.00	
Macquarie Bank Limited - Cap Note 3-Bbsw+2.90% Perp Non-Cum Red T-09-28	\$ 590.94		
Macquarie Group Limited	\$ 0.00	\$ 312.18	
Macquarie Group Limited - Cap Note 3-Bbsw+3.00% Perp Non-Cum Red T-09-27	\$ 436.77		

Macquarie Group Limited - Capital Notes Deferred Settlement		\$	1,016.84		
Magellan Financial Group Limited		\$	1,513.36		
Northern Star Resources Ltd	0.00	\$	300.00		
Pacific Current Group Limited	0.00	\$	878.57		
Rio Tinto Limited	108.09	\$	7,439.74		
SeaLink Travel Group Limited		\$	212.14		
Smartgroup Corporation Ltd	0.00	\$	2,280.00		
Telstra Corporation Ltd	0.00	\$	1,851.42		
Westpac Banking Corporation	0.00	\$	2,126.15		
Westpac Banking Corporation - Capital Notes 5 Deferred Settlement		\$		0.00	
Westpac Banking Corporation - Capital Notes Deferred Settlement		\$		0.00	
Woolworths Limited	0.00	\$	2,368.29		
<b>Total Shares in Listed Companies</b>		<b>\$</b>	<b>44,768.87</b>		
Stapled Securities					
Home Consortium Fully Paid Ordinary Stapled Securities Def Set		\$	460.54		
<b>Total Stapled Securities</b>		<b>\$</b>	<b>460.54</b>		
Units In Listed Unit Trusts					
Regal Investment Fund - Ordinary Units Fully Paid		\$	1,770.18		
<b>Total Units In Listed Unit Trusts</b>		<b>\$</b>	<b>1,770.18</b>		
<b>Total Franking Credits</b>		<b>\$</b>	<b>4,008.14</b>		
Foreign Tax Credits					
Managed Investments					
Legg Mason Brandywine Global Opportunistic Fixed Income Trust (A Class)		\$		0.00	
<b>Total Managed Investments</b>		<b>\$</b>	<b>0.00</b>		
Units In Listed Unit Trusts					
Regal Investment Fund - Ordinary Units Fully Paid		\$		0.00	
<b>Total Units In Listed Unit Trusts</b>		<b>\$</b>	<b>0.00</b>		
<b>Total Foreign Tax Credits</b>		<b>\$</b>	<b>0.00</b>		
Excessive Foreign Tax Credit Written Off	115.14	\$		0.00	
<b>Total Current Tax Assets</b>	<b>3,727.79</b>	<b>\$</b>	<b>27,350.94</b>		
<b>Total Other Assets</b>	<b>347,293.49</b>	<b>\$</b>	<b>544,908.30</b>		
<b>Total Assets</b>	<b>7,075,714.25</b>	<b>\$</b>	<b>6,696,826.21</b>		

**Liabilities**

<b>Total Liabilities</b>		<b>\$</b>	<b>0.00</b>	<b>\$</b>	<b>0.00</b>
--------------------------	--	-----------	-------------	-----------	-------------

**Member Entitlements****Member Entitlement Accounts**

## Mrs Christine Arnold

Accumulation	\$	5,063,781.01	\$	4,822,971.12
Death Benefit Pension	\$	2,011,933.24	\$	1,873,855.09

<b>Total Mrs Christine Arnold</b>	<b>\$</b>	<b>7,075,714.25</b>	<b>\$</b>	<b>6,696,826.21</b>
-----------------------------------	-----------	---------------------	-----------	---------------------

<b>Total Member Entitlement Accounts</b>	<b>\$</b>	<b>7,075,714.25</b>	<b>\$</b>	<b>6,696,826.21</b>
------------------------------------------	-----------	---------------------	-----------	---------------------

<b>Total Member Entitlements</b>	<b>\$</b>	<b>7,075,714.25</b>	<b>\$</b>	<b>6,696,826.21</b>
----------------------------------	-----------	---------------------	-----------	---------------------

<b>Net Total</b>	<b>\$</b>	<b>8,638,719.75</b>	<b>\$</b>	<b>8,638,719.75</b>	<b>\$</b>	<b>7,414,098.52</b>	<b>\$</b>	<b>7,414,098.52</b>
------------------	-----------	---------------------	-----------	---------------------	-----------	---------------------	-----------	---------------------