

# Financial statements and reports for the year ended 30 June 2022

## Meralana Superannuation Fund

---

Prepared for: Graham Campbell Sackville Turner and Mary Jane Turner

# Meralana Superannuation Fund

## Operating Statement

For the year ended 30 June 2022



	Note	2022	2021
		\$	\$
<b>Income</b>			
<b>Investment Income</b>			
Dividends Received	8	4,553.95	6,851.94
Interest Received		2.75	8.87
<b>Contribution Income</b>			
Personal Non Concessional		2,472.48	0.00
<b>Total Income</b>		<u>7,029.18</u>	<u>6,860.81</u>
<b>Expenses</b>			
Accountancy Fees		2,640.00	4,400.00
ATO Supervisory Levy		259.00	259.00
Auditor's Remuneration		330.00	1,144.00
		<u>3,229.00</u>	<u>5,803.00</u>
<b>Member Payments</b>			
Life Insurance Premiums		0.00	15,925.50
Pensions Paid		50,000.00	262,089.11
<b>Investment Losses</b>			
Changes in Market Values	9		
Realised Movements in Market Value		(20,647.46)	(239,649.51)
Unrealised Movements in Market Value		102,027.74	251,111.86
Other Investment Gains/Losses		0.01	0.01
<b>Total Expenses</b>		<u>134,609.29</u>	<u>295,279.97</u>
<b>Benefits accrued as a result of operations before income tax</b>		<u>(127,580.11)</u>	<u>(288,419.16)</u>
Income Tax Expense	10	(1,408.22)	(1,901.48)
<b>Benefits accrued as a result of operations</b>		<u>(126,171.89)</u>	<u>(286,517.68)</u>

DocuSigned by:

Graham Turner

D1228EDC707E43E...

DocuSigned by:

Mary Jane Turner

D1228EDC707E43E...

The accompanying notes form part of these financial statements.

Refer to compilation report

# Meralana Superannuation Fund

## Detailed Statement of Financial Position



As at 30 June 2022

	Note	2022 \$	2021 \$
<b>Assets</b>			
<b>Investments</b>			
Derivatives (Options, Hybrids, Future Contracts)	2		
Magellan Global Fund.		0.73	0.00
Shares in Listed Companies (Australian)	3		
Csl Limited - Ordinary Fully Paid		26,906.00	28,519.00
Magellan Financial Group Limited		14,987.20	145,422.00
Virgin Money Uk Plc (ex CYBG)		925.99	1,541.92
<b>Total Investments</b>		<u>42,819.92</u>	<u>175,482.92</u>
<b>Other Assets</b>			
Bank Accounts	4		
ANZ Share Trading Account ***4525		10,281.96	5,445.13
Macquarie ***3030		4,131.11	922.57
Sundry Debtors		154.00	2,521.00
Income Tax Refundable		3,775.22	2,962.48
<b>Total Other Assets</b>		<u>18,342.29</u>	<u>11,851.18</u>
<b>Total Assets</b>		<u>61,162.21</u>	<u>187,334.10</u>
<b>Net assets available to pay benefits</b>		<u>61,162.21</u>	<u>187,334.10</u>
Represented By :			
<b>Liability for accrued benefits allocated to members' accounts</b>	5, 6		
Turner, Graham Campbell Sackville - Pension (Account Based Pension 2)		60,800.68	161,063.87
Turner, Mary Jane - Pension (Account Based Pension)		356.94	26,270.23
Turner, Mary Jane - Accumulation		4.59	0.00
<b>Total Liability for accrued benefits allocated to members' accounts</b>		<u>61,162.21</u>	<u>187,334.10</u>

DocuSigned by:

Graham Turner

DocuSigned by:

Mary Jane Turner

The accompanying notes form part of these financial statements.

Refer to compilation report

# Meralana Superannuation Fund Compilation Report



We have compiled the accompanying special purpose financial statements of the Meralana Superannuation Fund which comprise the statement of financial position as at 30 June 2022 the operating statement for the year then ended, a summary of significant accounting policies and other explanatory notes. The specific purpose for which the special purpose financial statements have been prepared is set out in Note 1 to the financial statements.

## The Responsibility of the Trustee(s)

The Trustee(s) of Meralana Superannuation Fund are solely responsible for the information contained in the special purpose financial statements, the reliability, accuracy and completeness of the information and for the determination that the financial reporting framework used is appropriate to meet their needs and for the purpose that the financial statements were prepared.

## Our Responsibility

On the basis of information provided by the Trustee(s), we have compiled the accompanying special purpose financial statements in accordance with the financial reporting framework as described in Note 1 to the financial statements and APES 315: Compilation of Financial Information.

We have applied our expertise in accounting and financial reporting to compile these financial statements in accordance with the financial reporting framework described in Note 1 to the financial statements. We have complied with the relevant ethical requirements of APES 110: Code of Ethics for Professional Accountants.

## Assurance Disclaimer

Since a compilation engagement is not an assurance engagement, we are not required to verify the reliability, accuracy or completeness of the information provided to us by management to compile these financial statements. Accordingly, we do not express an audit opinion or a review conclusion on these financial statements.

The special purpose financial statements were compiled exclusively for the benefit of the trustees who are responsible for the reliability, accuracy and completeness of the information used to compile them. We do not accept responsibility for the contents of the special purpose financial statements.

Simmons Livingstone & Associates

of

PO Box 806, OXFENFORD, Queensland 4210

Signed:

A handwritten signature in black ink, appearing to read 'Lyle'.

Dated: 07/06/2023

# Meralana Superannuation Fund

## Notes to the Financial Statements

For the year ended 30 June 2022



### Note 1: Summary of Significant Accounting Policies

The trustees have prepared the financial statements on the basis that the Superannuation Fund is not a reporting entity because it is not publicly accountable and is not required by law or governing document to prepare financial statements that comply with Australian Accounting Standards. The financial statements are therefore special purpose financial statements that have been prepared in order to meet the requirements of the Superannuation Industry (Supervision) Act 1993 and associated Regulations, the trust deed of the Fund and the needs of members.

The financial statements have been prepared on a cash basis and are based on historical costs, except for investments which have been measured at market value.

The following significant accounting policies, which are consistent with the policies applied in the previous period unless otherwise stated, have been adopted in the preparation of the financial statements.

The financial statements were authorised for issue by the Trustee(s).

#### a. Measurement of Investments

The Fund initially recognises:

- (i) an investment when it controls the future economic benefits expected to flow from the asset. For financial assets, the trade date is considered to be the date on which control of the future economic benefits attributable to the asset passes to the Fund; and
- (ii) a financial liability on the date it becomes a party to the contractual provisions of the instrument.

Investments of the Fund have been measured at market value, which refers to the amount that a willing buyer could reasonably be expected to pay to acquire an asset from a willing seller if the following assumptions were made:

- that the buyer and the seller deal with each other at arm's length in relation to the sale;
- that the sale occurred after proper marketing of the asset; and
- that the buyer and the seller acted knowledgeably and prudentially in relation to the sale.

Market value has been determined as follows:

- (i) shares and other securities listed on the Australian Securities Exchange by reference to the relevant market quotations at the end of the reporting period;
- (ii) units in managed funds by reference to the unit redemption price at the end of the reporting period;
- (iii) fixed-interest securities by reference to the redemption price at the end of the reporting period;
- (iv) unlisted investments are stated at trustees' assessment based on estimated market value at balance date or where necessary, an external valuer's opinion; and
- (v) investment properties at the trustees' assessment of the market value or where necessary a qualified independent valuer's opinion at the end of reporting period.

#### b. Cash and Cash Equivalents

Cash and cash equivalents include cash on hand and at call, deposits with banks and short-term, highly liquid investments that are readily convertible to cash and subject to an insignificant risk of change in value.

#### c. Revenue

##### Interest revenue

Interest revenue is recognised in respect of fixed-interest securities, and cash and cash equivalent balances. Interest revenue is recognised upon receipt.

##### Dividend revenue

DocuSigned by:  
  
 D1228EDC707E43E...

DocuSigned by:  
  
 D1228EDC707E43E... Refer to compilation report

# Meralana Superannuation Fund

## Notes to the Financial Statements

For the year ended 30 June 2022



Dividend revenue is recognised when the dividend has been paid or, in the case of dividend reinvestment schemes, when the dividend is credited to the benefit of the fund.

### Rental revenue

Upon entering into each contract as a lessor, the Fund assesses if the lease is a finance or operating lease. All leases have been assessed as operating leases. Rental revenue arising from operating leases on investment properties is recognised on straight-line basis over the term of the specific lease.

### Distribution revenue

Distributions from unit trusts and managed funds are recognised as at the date the unit value is quoted ex-distribution and if not received at the end of the reporting period, are reflected in the statement of financial position as a receivable at market value.

### Remeasurement changes in market values

Remeasurement changes in the market values of assets are recognised as income and determined as the difference between the market value at year-end or consideration received (if sold during the year) and the market value as at the prior year-end or cost (if acquired during the period).

### Contributions

Contributions and transfers in are recognised when the control and the benefits from the revenue have been attained and are recorded by the Fund, gross of any taxes, in the period to which they relate.

### d. Liability for Accrued Benefits

The liability for accrued benefits represents the Fund's present obligation to pay benefits to members and beneficiaries, and has been calculated as the difference between the carrying amount of the assets and the carrying amount of the other payables and income tax liabilities as at the end of the reporting period.

### e. Trade and Other Payables

Financial liabilities, such as trade creditors and other payables, are measured at the gross value of the outstanding balance at the end of the reporting period. The trustees have determined that the gross value of the Fund's financial liabilities is equivalent to the market value. Any remeasurement changes in the gross value of non-current financial liabilities (including liabilities for members' accrued benefits) are recognised in the operating statement in the periods in which they occur.

### f. Critical Accounting Estimates and Judgements

The preparation of financial statements requires the trustees to make judgements, estimates and assumptions that affect the application of accounting policies and the reported amounts of assets and liabilities, income and expenses. Actual results may differ from these estimates.

Estimates and underlying assumptions are reviewed on an ongoing basis. Revisions to accounting estimates are recognised in the period in which the estimate is revised and in any future period affected.

### Note 2: Derivatives (Options, Hybrids, Future Contracts)

	2022	2021
	\$	\$
Magellan Global Fund.	0.73	0.00
	0.73	0.00

### Note 3: Shares in Listed Companies (Australian)

2022	2021
\$	\$

DocuSigned by:

Graham Turner

D1228EDC707E43E...

DocuSigned by:

Mary Jane Turner

D1228EDC707E43E...

Refer to compilation report

# Meralana Superannuation Fund

## Notes to the Financial Statements

For the year ended 30 June 2022



Csl Limited - Ordinary Fully Paid	26,906.00	28,519.00
Magellan Financial Group Limited	14,987.20	145,422.00
Virgin Money Uk Plc (ex CYBG)	925.99	1,541.92
	42,819.19	175,482.92

### Note 4: Banks and Term Deposits

	2022 \$	2021 \$
<b>Banks</b>		
ANZ Share Trading Account ***4525	10,281.96	5,445.13
Macquarie ***3030	4,131.11	922.57
	14,413.07	6,367.70

### Note 5: Liability for Accrued Benefits

	2022 \$	2021 \$
Liability for accrued benefits at beginning of year	187,334.10	473,851.78
Benefits accrued as a result of operations	(126,171.89)	(286,517.68)
Current year member movements	0.00	0.00
	61,162.21	187,334.10

### Note 6: Vested Benefits

Vested benefits are benefits that are not conditional upon continued membership of the fund (or any factor other than resignation from the plan) and include benefits which members were entitled to receive had they terminated their fund membership as at the end of the reporting period.

	2022 \$	2021 \$
Vested Benefits	61,162.21	187,334.10

### Note 7: Guaranteed Benefits

No guarantees have been made in respect of any part of the liability for accrued benefits.

### Note 8: Dividends

	2022 \$	2021 \$
Csl Limited - Ordinary Fully Paid	169.57	936.24

DocuSigned by:

Graham Turner

D1228EDC707E43E...

DocuSigned by:

Mary Jane Turner

D1228EDC707E43E...

Refer to compilation report

# Meralana Superannuation Fund

## Notes to the Financial Statements

For the year ended 30 June 2022



Magellan Financial Group Limited	4,357.86	5,915.70
Virgin Money Uk Plc (ex CYBG)	26.52	0.00
	4,553.95	6,851.94

### Note 9: Changes in Market Values

#### Unrealised Movements in Market Value

<b>2022</b>	<b>2021</b>
<b>\$</b>	<b>\$</b>

#### Derivatives (Options, Hybrids, Future Contracts)

Magellan Global Fund.	0.73	0.00
	0.73	0.00

#### Shares in Listed Companies (Australian)

Csl Limited - Ordinary Fully Paid	(1,613.00)	(240,755.34)
Magellan Financial Group Limited	(99,799.54)	(11,205.00)
Virgin Money Uk Plc (ex CYBG)	(615.93)	848.48
	(102,028.47)	(251,111.86)

#### Total Unrealised Movement

(102,027.74)	(251,111.86)
--------------	--------------

#### Realised Movements in Market Value

<b>2022</b>	<b>2021</b>
<b>\$</b>	<b>\$</b>

#### Shares in Listed Companies (Australian)

Csl Limited - Ordinary Fully Paid	0.00	239,649.51
Magellan Financial Group Limited	20,647.46	0.00
	20,647.46	239,649.51

#### Total Realised Movement

20,647.46	239,649.51
-----------	------------

#### Changes in Market Values

(81,380.28)	(11,462.35)
-------------	-------------

### Note 10: Income Tax Expense

The components of tax expense comprise

<b>2022</b>	<b>2021</b>
<b>\$</b>	<b>\$</b>

Current Tax	(1,408.22)	(1,901.48)
Income Tax Expense	(1,408.22)	(1,901.48)

DocuSigned by:

Graham Turner

D1228EDC707E43E...

DocuSigned by:

Mary Jane Turner

D1228EDC707E43E...

Refer to compilation report



# Meralana Superannuation Fund

## Notes to the Financial Statements

For the year ended 30 June 2022



The prima facie tax on benefits accrued before income tax is reconciled to the income tax as follows:

Prima facie tax payable on benefits accrued before income tax at 15%	(19,137.02)	(43,262.87)
Less:		
Tax effect of:		
Non Taxable Contributions	370.87	0.00
Exempt Pension Income	2,963.70	23,842.05
Realised Accounting Capital Gains	3,097.12	35,947.43
Add:		
Tax effect of:		
Decrease in MV of Investments	15,304.16	37,666.78
SMSF Non-Deductible Expenses	393.90	784.05
Pension Payments	7,500.00	39,313.37
Franking Credits	211.13	285.22
Net Capital Gains	2,064.75	23,964.90
Credit for Tax Withheld - Foreign resident	19.75	0.00
Tax Losses	75.15	1,038.00
Rounding	(0.13)	0.03
Less credits:		
Franking Credits	1,407.56	1,901.48
Credit for Tax Withheld - Foreign resident withholding	0.66	0.00
Current Tax or Refund	(1,408.22)	(1,901.48)

DocuSigned by:

Graham Turner

D1228EDC707E43E...

DocuSigned by:

Mary Jane Turner

D1228EDC707E43E...

Refer to compilation report

# Meralana Superannuation Fund Trustees Declaration



The trustees have determined that the Fund is not a reporting entity and that these special purpose financial statements should be prepared in accordance with the accounting policies described in Note 1 to the financial statements.

The trustees declare that:

- (i) the financial statements and notes to the financial statements for the year ended 30 June 2022 present fairly, in all material respects, the financial position of the Superannuation Fund at 30 June 2022 and the results of its operations for the year ended on that date in accordance with the accounting policies described in Note 1 to the financial statements;
- (ii) the financial statements and notes to the financial statements have been prepared in accordance with the requirements of the trust deed; and
- (iii) the operation of the superannuation fund has been carried out in accordance with its trust deed and in compliance with the requirements of the Superannuation Industry (Supervision) Act 1993 and associated Regulations during the year ended 30 June 2022.

Signed in accordance with a resolution of the trustees by:

DocuSigned by:  
*Graham Turner*  
D1228EDC707E43E...

.....  
Graham Campbell Sackville Turner

Trustee

DocuSigned by:  
*Mary Jane Turner*  
D1228EDC707E43E.....

.....  
Mary Jane Turner

Trustee

07 June 2023

# Meralana Superannuation Fund

## Statement of Taxable Income



For the year ended 30 June 2022

	<b>2022</b>
	<b>\$</b>
Benefits accrued as a result of operations	(127,580.11)
<b>Less</b>	
Exempt current pension income	19,758.00
Realised Accounting Capital Gains	20,647.45
Non Taxable Contributions	2,472.48
	<u>42,877.93</u>
<b>Add</b>	
Decrease in MV of investments	102,027.74
SMSF non deductible expenses	2,626.00
Pension Payments	50,000.00
Franking Credits	1,407.56
Net Capital Gains	13,765.00
Credit for Tax Withheld - Foreign resident withholding	131.67
	<u>169,957.97</u>
SMSF Annual Return Rounding	(0.93)
<b>Taxable Income or Loss</b>	<u>(501.00)</u>
Income Tax on Taxable Income or Loss	0.00
<b>Less</b>	
Franking Credits	1,407.56
Credit for Tax Withheld - Foreign resident withholding	0.66
	<u>(1,408.22)</u>
<b>CURRENT TAX OR REFUND</b>	<u>(1,408.22)</u>
Supervisory Levy	259.00
Income Tax Instalments Paid	(2,367.00)
<b>AMOUNT DUE OR REFUNDABLE</b>	<u>(3,516.22)</u>

DocuSigned by:

*Graham Turner*

D1228EDC707E43E...

DocuSigned by:

*Mary Jane Turner*

D1228EDC707E43E...

# Meralana Superannuation Fund

## Members Statement



Graham Campbell Sackville Turner  
3 Oregon Close  
Yamanto, Queensland, 4305, Australia

### Your Details

Date of Birth : 27/06/1954  
Age: 68  
Tax File Number: 545536471  
Date Joined Fund: 17/06/1998  
Service Period Start Date: 17/06/1998  
Date Left Fund:  
Member Code: TURGRA00003P  
Account Start Date: 01/07/2020  
Account Phase: Retirement Phase  
Account Description: Account Based Pension 2

Nominated Beneficiaries: N/A  
Nomination Type: N/A  
Vested Benefits: 60,800.68  
Total Death Benefit: 810,800.68  
Disability Benefit: 0.00

### Your Balance

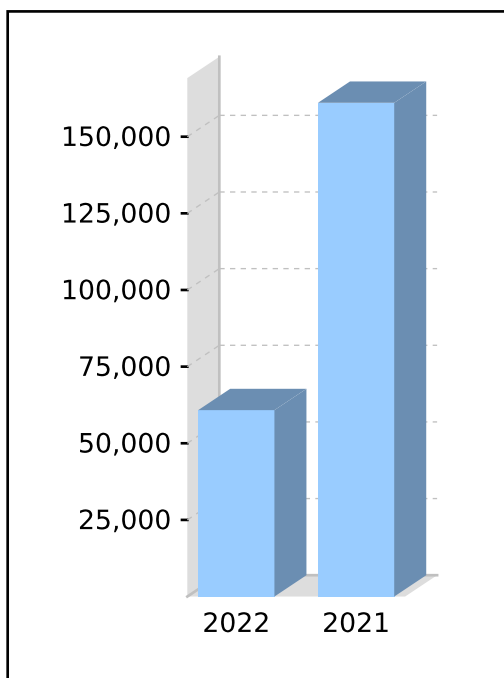
Total Benefits 60,800.68

#### Preservation Components

Preserved  
Unrestricted Non Preserved 60,800.68  
Restricted Non Preserved

#### Tax Components

Tax Free (7.73%) 4,691.61  
Taxable 56,109.07  
Investment Earnings Rate -108.32%



### Your Detailed Account Summary

	This Year	Last Year
Opening balance at 01/07/2021	161,063.87	
<u>Increases to Member account during the period</u>		
Employer Contributions		
Personal Contributions (Concessional)		
Personal Contributions (Non Concessional)		
Government Co-Contributions		
Other Contributions		
Proceeds of Insurance Policies		
Transfers In		
Net Earnings	(75,251.09)	(6,962.15)
Internal Transfer In		314,889.96
<u>Decreases to Member account during the period</u>		
Pensions Paid	25,000.00	135,608.81
Contributions Tax		
Income Tax	12.10	(150.67)
No TFN Excess Contributions Tax		
Excess Contributions Tax		
Refund Excess Contributions		
Division 293 Tax		
Insurance Policy Premiums Paid		11,405.80
Management Fees		
Member Expenses		
Benefits Paid/Transfers Out		
Superannuation Surcharge Tax		
Internal Transfer Out		
Closing balance at 30/06/2022	60,800.68	161,063.87

DocuSigned by:

Graham Turner

D1228EDC707E43E...

DocuSigned by:

Mary Jane Turner

D1228EDC707E43E...

# Meralana Superannuation Fund

## Members Statement



Mary Jane Turner  
3 Oregon Close  
Yamanto, Queensland, 4305, Australia

### Your Details

Date of Birth : 15/08/1955  
Age: 66  
Tax File Number: 126531572  
Date Joined Fund: 17/06/1998  
Service Period Start Date:  
Date Left Fund:  
Member Code: TURMAR00002P  
Account Start Date: 15/08/2020  
Account Phase: Retirement Phase  
Account Description: Account Based Pension

Nominated Beneficiaries: N/A  
Nomination Type: N/A  
Vested Benefits: 356.94  
Total Death Benefit: 500,356.94  
Disability Benefit: 0.00

### Your Balance

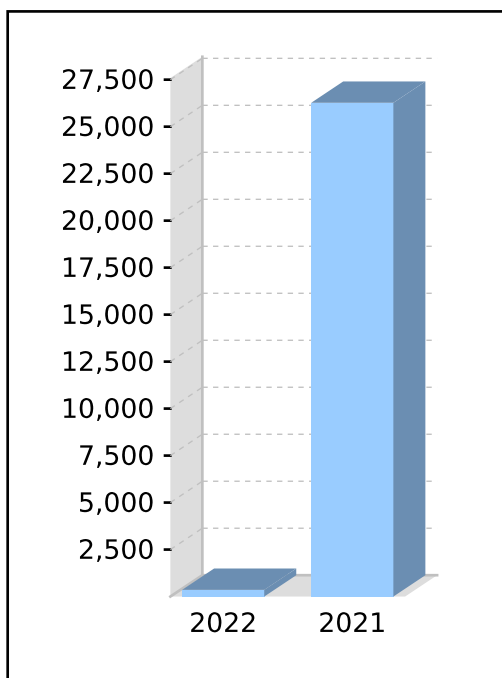
Total Benefits 356.94

#### Preservation Components

Preserved (3,729.77)  
Unrestricted Non Preserved 4,086.71  
Restricted Non Preserved

#### Tax Components

Tax Free (1.43%) (2.48)  
Taxable 359.42  
Investment Earnings Rate 12.92%



### Your Detailed Account Summary

	This Year	Last Year
Opening balance at 01/07/2021	26,270.23	
<u>Increases to Member account during the period</u>		
Employer Contributions		
Personal Contributions (Concessional)		
Personal Contributions (Non Concessional)		
Government Co-Contributions		
Other Contributions		
Proceeds of Insurance Policies		
Transfers In		
Net Earnings	(911.78)	(1,989.62)
Internal Transfer In		159,202.59
<u>Decreases to Member account during the period</u>		
Pensions Paid	25,000.00	126,480.30
Contributions Tax		
Income Tax	1.51	(57.26)
No TFN Excess Contributions Tax		
Excess Contributions Tax		
Refund Excess Contributions		
Division 293 Tax		
Insurance Policy Premiums Paid		4,519.70
Management Fees		
Member Expenses		
Benefits Paid/Transfers Out		
Superannuation Surcharge Tax		
Internal Transfer Out		
Closing balance at 30/06/2022	356.94	26,270.23

DocuSigned by:  
Graham Turner  
D1228EDC707E43E...

DocuSigned by:  
Mary Jane Turner  
D1228EDC707E43E...

# Meralana Superannuation Fund

## Members Statement



Mary Jane Turner  
3 Oregon Close  
Yamanto, Queensland, 4305, Australia

### Your Details

Date of Birth : 15/08/1955  
Age: 66  
Tax File Number: 126531572  
Date Joined Fund: 17/06/1998  
Service Period Start Date:  
Date Left Fund:  
Member Code: TURMAR00003A  
Account Start Date: 07/03/2022  
Account Phase: Accumulation Phase  
Account Description: Accumulation

Nominated Beneficiaries: N/A  
Nomination Type: N/A  
Vested Benefits: 4.59  
Total Death Benefit: 4.59

### Your Balance

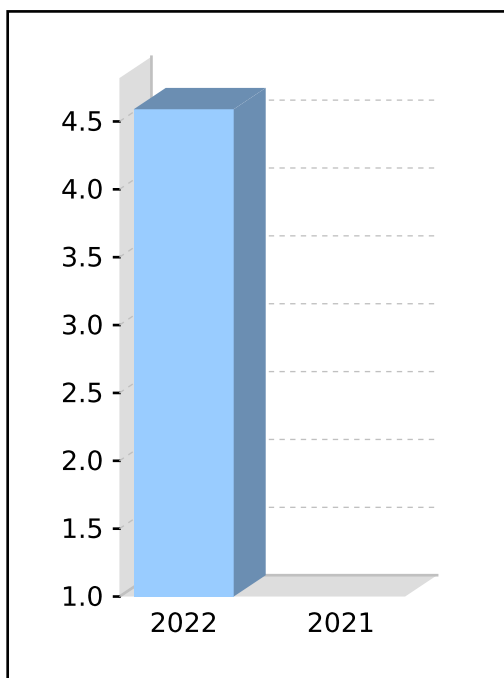
Total Benefits 4.59

#### Preservation Components

Preserved  
Unrestricted Non Preserved 4.59  
Restricted Non Preserved

#### Tax Components

Tax Free 2,472.48  
Taxable (2,467.89)  
Investment Earnings Rate -99.81%



### Your Detailed Account Summary

	This Year	Last Year
Opening balance at 01/07/2021		
<u>Increases to Member account during the period</u>		
Employer Contributions		
Personal Contributions (Concessional)		
Personal Contributions (Non Concessional)	2,472.48	
Government Co-Contributions		
Other Contributions		
Proceeds of Insurance Policies		
Transfers In		
Net Earnings	(2,481.50)	
Internal Transfer In		
<u>Decreases to Member account during the period</u>		
Pensions Paid		
Contributions Tax		
Income Tax	(13.61)	
No TFN Excess Contributions Tax		
Excess Contributions Tax		
Refund Excess Contributions		
Division 293 Tax		
Insurance Policy Premiums Paid		
Management Fees		
Member Expenses		
Benefits Paid/Transfers Out		
Superannuation Surcharge Tax		
Internal Transfer Out		
Closing balance at 30/06/2022	4.59	0.00

DocuSigned by:

Graham Turner

D1228EDC707E43E...

DocuSigned by:

Mary Jane Turner

D1228EDC707E43E...

**Meralana Superannuation Fund**

**Minutes of a meeting of the Trustee(s)**

held on 07 June 2023 at 3 Oregon Close, Yamanto, Queensland 4305



<b>PRESENT:</b>	Graham Campbell Sackville Turner and Mary Jane Turner
<b>MINUTES:</b>	The Chair reported that the minutes of the previous meeting had been signed as a true record.
<b>FINANCIAL STATEMENTS OF SUPERANNUATION FUND:</b>	<p>It was resolved that the financial statements would be prepared as special purpose financial statements as, in the opinion of the trustee(s), the Superannuation Fund is not a reporting entity and therefore is not required to comply with all Australian Accounting Standards.</p> <p>The Chair tabled the financial statements and notes to the financial statements of the Superannuation Fund in respect of the year ended 30 June 2022 and it was resolved that such statements be and are hereby adopted as tabled.</p>
<b>TRUSTEE'S DECLARATION:</b>	It was resolved that the trustee's declaration of the Superannuation Fund be signed.
<b>ANNUAL RETURN:</b>	Being satisfied that the Fund had complied with the requirements of the Superannuation Industry (Supervision) Act 1993 (SISA) and Regulations during the year ended 30 June 2022, it was resolved that the annual return be approved, signed and lodged with the Australian Taxation Office.
<b>INVESTMENT STRATEGY:</b>	The allocation of the Fund's assets and the Fund's investment performance over the financial year were reviewed and found to be within the acceptable ranges outlined in the investment strategy. After considering the risk, rate of return, diversification and liquidity of the investments and the ability of the Fund to discharge its existing liabilities, it was resolved that the investment strategy continues to reflect the purposes and circumstances of the Fund and its members. Accordingly, no changes in the investment strategy were required.
<b>INSURANCE COVER:</b>	The trustee(s) reviewed the current life and total and permanent disability insurance coverage on offer to the members and resolved that the current insurance arrangements were appropriate for the Fund.
<b>ALLOCATION OF INCOME:</b>	It was resolved that the income of the Fund would be allocated to the members based on their average daily balance (an alternative allocation basis may be percentage of opening balance).
<b>INVESTMENT ACQUISITIONS:</b>	It was resolved to ratify the investment acquisitions throughout the financial year ended 30 June 2022.
<b>INVESTMENT DISPOSALS:</b>	It was resolved to ratify the investment disposals throughout the financial year ended 30 June 2022.
<b>AUDITORS:</b>	<p>It was resolved that</p> <p>Super Audits</p> <p>of</p> <p>Box 3376, RUNDLE MALL, South Australia 5000</p> <p>act as auditors of the Fund for the next financial year.</p>
<b>TAX AGENTS:</b>	<p>It was resolved that</p> <p>Simmons Livingstone &amp; Associates</p> <p>act as tax agents of the Fund for the next financial year.</p>
<b>TRUSTEE STATUS:</b>	Each of the trustee(s) confirmed that they are qualified to act as trustee(s) of the

**Meralana Superannuation Fund**

**Minutes of a meeting of the Trustee(s)**

held on 07 June 2023 at 3 Oregon Close, Yamanto, Queensland 4305



Fund and that they are not disqualified persons as defined by s 120 of the SISA.

**CONTRIBUTIONS RECEIVED:**

It was resolved that the contributions during the year be allocated to members on the basis of the schedule provided by the principal Fund employer.

**PAYMENT OF BENEFITS:**

The trustee has ensured that any payment of benefits made from the Fund, meets the requirements of the Fund's deed and does not breach the superannuation laws in relation to:

1. making payments to members; and,
2. breaching the Fund or the member investment strategy.


The trustee has reviewed the payment of the benefit and received advice that the transfer is in accordance with the Deed and the superannuation laws. As such the trustee has resolved to allow the payment of the benefits on behalf of the member.

**CLOSURE:**

All resolutions for this meeting were made in accordance with the SISA and Regulations.

There being no further business the meeting then closed.

Signed as a true record –

DocuSigned by:  
  
D1228EDC707E43E...  
Graham Campbell Sackville Turner

Chairperson



# Meralana Superannuation Fund

## Investment Summary Report

As at 30 June 2022

Investment	Units	Market Price	Market Value	Average Cost	Accounting Cost	Unrealised Gain/(Loss)	Gain/(Loss)%	Portfolio Weight%
<b>Cash/Bank Accounts</b>								
ANZ Share Trading Account ***4525		10,281.960000	10,281.96	10,281.96	10,281.96			17.97 %
Macquarie ***3030		4,131.110000	4,131.11	4,131.11	4,131.11			7.22 %
			<b>14,413.07</b>		<b>14,413.07</b>			<b>25.18 %</b>
<b>Derivatives (Options, Hybrids, Future Contracts)</b>								
MGFO.AX Magellan Global Fund.	145.00	0.005000	0.72	0.00	0.00	0.72	0.00 %	0.00 %
			<b>0.72</b>		<b>0.00</b>	<b>0.72</b>		<b>0.00 %</b>
<b>Shares in Listed Companies (Australian)</b>								
CSL.AX Csl Limited - Ordinary Fully Paid	100.00	269.060000	26,906.00	31.07	3,106.97	23,799.03	765.99 %	47.01 %
MFG.AX Magellan Financial Group Limited	1,160.00	12.920000	14,987.20	19.89	23,075.90	(8,088.70)	(35.05) %	26.19 %
VUK.AX Virgin Money Uk Plc (ex CYBG)	419.00	2.210000	925.99	4.01	1,680.19	(754.20)	(44.89) %	1.62 %
			<b>42,819.19</b>		<b>27,863.06</b>	<b>14,956.13</b>	<b>53.68 %</b>	<b>74.82 %</b>
			<b>57,232.98</b>		<b>42,276.13</b>	<b>14,956.85</b>	<b>35.38 %</b>	<b>100.00 %</b>

# Meralana Superannuation Fund

## Investment Movement Report

As at 30 June 2022

Investment	Opening Balance		Additions		Disposals			Closing Balance		Market Value
	Units	Cost	Units	Cost	Units	Cost	Accounting Profit/(Loss)	Units	Cost	
<b>Bank Accounts</b>										
ANZ Share Trading Account ***4525		5,445.13		55,836.83		(51,000.00)			10,281.96	10,281.96
Macquarie ***3030		922.57		56,178.54		(52,970.00)			4,131.11	4,131.11
		<b>6,367.70</b>		<b>112,015.37</b>		<b>(103,970.00)</b>			<b>14,413.07</b>	<b>14,413.07</b>
<b>Derivatives (Options, Hybrids, Future Contracts)</b>										
MGFO.AX - Magellan Global Fund.			145.00	0.00				145.00	0.00	0.73
				<b>0.00</b>					<b>0.00</b>	<b>0.73</b>
<b>Shares in Listed Companies (Australian)</b>										
CSL.AX - Csl Limited - Ordinary Fully Paid	100.00	3,106.97						100.00	3,106.97	26,906.00
MFG.AX - Magellan Financial Group Limited	2,700.00	53,711.16			(1,540.00)	(30,635.26)	20,647.46	1,160.00	23,075.90	14,987.20
VUK.AX1 - Virgin Money Uk Plc (ex CYBG)	419.00	1,680.19						419.00	1,680.19	925.99
		<b>58,498.32</b>				<b>(30,635.26)</b>	<b>20,647.46</b>		<b>27,863.06</b>	<b>42,819.19</b>
		<b>64,866.02</b>		<b>112,015.37</b>		<b>(134,605.26)</b>	<b>20,647.46</b>		<b>42,276.13</b>	<b>57,232.99</b>

## Meralana Superannuation Fund

# Investment Performance

As at 30 June 2022

Investment	Opening Value	Purchases / Additions	Sales / Reductions	Closing Value	Realised Market Gain	Unrealised Market Gain	Net Income	Income and Market Gain	Return %
<b>Bank Accounts</b>									
ANZ Share Trading Account ***4525	5,445.13	0.00	0.00	10,281.96	0.00	0.00	0.17	0.17	0.00 %
Macquarie ***3030	922.57	0.00	0.00	4,131.11	0.00	0.00	2.58	2.58	0.28 %
	<b>6,367.70</b>	<b>0.00</b>	<b>0.00</b>	<b>14,413.07</b>	<b>0.00</b>	<b>0.00</b>	<b>2.75</b>	<b>2.75</b>	<b>0.04 %</b>
<b>Derivatives (Options, Hybrids, Future Contracts)</b>									
MGFO.AX Magellan Global Fund.	0.00	0.00	0.00	0.73	0.00	0.73	0.00	0.73	0.00 %
	<b>0.00</b>	<b>0.00</b>	<b>0.00</b>	<b>0.73</b>	<b>0.00</b>	<b>0.73</b>	<b>0.00</b>	<b>0.73</b>	<b>0.00 %</b>
<b>Shares in Listed Companies (Australian)</b>									
CSL.AX Csl Limited - Ordinary Fully Paid	28,519.00	0.00	0.00	26,906.00	0.00	(1,613.00)	176.38	(1,436.62)	(5.04) %
MFG.AX Magellan Financial Group Limited	145,422.00	0.00	30,635.26	14,987.20	20,647.46	(99,799.54)	5,758.61	(73,393.47)	(63.94) %
VUK.AX Virgin Money Uk Plc (ex CYBG)	1,541.92	0.00	0.00	925.99	0.00	(615.93)	26.52	(589.41)	(38.23) %
	<b>175,482.92</b>	<b>0.00</b>	<b>30,635.26</b>	<b>42,819.19</b>	<b>20,647.46</b>	<b>(102,028.47)</b>	<b>5,961.51</b>	<b>(75,419.50)</b>	<b>(52.07) %</b>
	<b>181,850.62</b>	<b>0.00</b>	<b>30,635.26</b>	<b>57,232.99</b>	<b>20,647.46</b>	<b>(102,027.74)</b>	<b>5,964.26</b>	<b>(75,416.02)</b>	<b>(49.87) %</b>