
Financial statements and reports for the year ended
30 June 2022

Nichols Superannuation Fund

Prepared for: Caliban Nominees Pty Ltd

Nichols Superannuation Fund

Reports Index

Trustees Declaration

Statement of Taxable Income

Operating Statement

Detailed Operating Statement

Statement of Financial Position

Detailed Statement of Financial Position

Notes to the Financial Statements

Members Statement

Investment Summary

Investment Performance

Investment Movement

Detailed Schedule of Fund Assets

Nichols Superannuation Fund
Caliban Nominees Pty Ltd ACN: 630572726
Trustees Declaration

The directors of the trustee company have determined that the fund is not a reporting entity and that the special purpose financial statements should be prepared in accordance with the accounting policies described in Note 1 to the financial statements.

The directors of the trustee company declare that:

- (i) the financial statements and notes to the financial statements for the year ended 30 June 2022 present fairly, in all material respects, the financial position of the superannuation fund at 30 June 2022 and the results of its operations for the year ended on that date in accordance with the accounting policies described in Note 1 to the financial statements;
- (ii) the financial statements and notes to the financial statements have been prepared in accordance with the requirements of the trust deed; and
- (iii) the operation of the superannuation fund has been carried out in accordance with its trust deed and in compliance with the requirements of the Superannuation Industry (Supervision) Act 1993 and associated Regulations during the year ended 30 June 2022.

Signed in accordance with a resolution of the directors of the trustee company by:



.....
Roger Harry Nichols
Caliban Nominees Pty Ltd
Director



.....
Anne Shirley Nichols
Caliban Nominees Pty Ltd
Director

Dated this 06 day of 11 2022

Nichols Superannuation Fund
Statement of Taxable Income

For the year ended 30 June 2022

	2022
	\$
Benefits accrued as a result of operations	(23,605.00)
Less	
Exempt current pension income	17,691.00
Realised Accounting Capital Gains	407.00
	<u>18,098.00</u>
Add	
Decrease in MV of investments	14,126.00
SMSF non deductible expenses	2,410.00
Pension Payments	19,898.00
Franking Credits	5,270.00
	<u>41,704.00</u>
SMSF Annual Return Rounding	(1.00)
Taxable Income or Loss	<u>0.00</u>
Income Tax on Taxable Income or Loss	0.00
Less	
Franking Credits	5,270.47
 CURRENT TAX OR REFUND	 <u>(5,270.47)</u>
Supervisory Levy	259.00
AMOUNT DUE OR REFUNDABLE	<u>(5,011.47)</u>

Nichols Superannuation Fund
Operating Statement

For the year ended 30 June 2022

	Note	2022 \$	2021 \$
Income			
Investment Income			
Dividends Received	7	12,416	9,345
Interest Received		6	16
Total Income		<u>12,422</u>	<u>9,361</u>
Expenses			
Accountancy Fees		1,610	1,545
Administration Costs		110	310
ATO Supervisory Levy		259	259
Auditor's Remuneration		375	375
ASIC Fees		56	83
		<u>2,410</u>	<u>2,572</u>
Member Payments			
Pensions Paid		19,898	21,100
Investment Losses			
Changes in Market Values	8	13,719	(27,325)
Total Expenses		<u>36,027</u>	<u>(3,653)</u>
Benefits accrued as a result of operations before income tax			
Income Tax Expense	9	(23,605)	13,014
Benefits accrued as a result of operations		<u>(18,335)</u>	<u>17,012</u>

Refer to compilation report

Nichols Superannuation Fund

Detailed Operating Statement

For the year ended 30 June 2022

	2022	2021
	\$	\$
Income		
Investment Income		
Dividends Received		
AMP Limited	0	269
ANZPG - Cap Note Deferred Settlement - CAP NOTE 4	333	332
Australia And New Zealand Banking Group Limited	598	253
Australia and New Zealand Banking Group Limited - Cap Note 2	509	558
BHP Group Limited	3,055	624
CBAPF - PERLS IX	327	416
Commonwealth Bank Of Australia CBAPG	727	727
Commonwealth Bank Of Australia.	858	857
Commonwealth Bank. Nyr3qut (Cap Note 3	661	661
National Australia Bank Limited	508	240
QBE Insurance Group Limited	132	18
Suncorp Group Limited	689	350
Sunpf - Cap Notes-Bbsw + 4.10% Perp Non-Cum T-06-22	583	582
Telstra Corporation Limited.	877	877
Westpac Banking Corp Def Set - Cap Note 4	145	694
Westpac Banking Corp Nyr3qut Cap Note 2	656	652
Westpac Banking Corporation	749	551
Westpac Banking Corporation WBCPH	688	684
Westpac Capital Notes 8	320	0
	<u>12,416</u>	<u>9,345</u>
Interest Received		
Commonwealth - Direct Investment Account - 7632	6	16
	<u>6</u>	<u>16</u>
Total Income	<u>12,422</u>	<u>9,361</u>
Expenses		
Accountancy Fees	1,610	1,545
Administration Costs	110	310
ASIC Fees	56	83
ATO Supervisory Levy	259	259
Auditor's Remuneration	375	375
	<u>2,410</u>	<u>2,572</u>
Member Payments		
Pensions Paid		
Nichols, Anne Shirley - Pension (Pension)	9,750	10,700
Nichols, Roger Harry - Pension (Pension)	10,148	10,400
	<u>19,898</u>	<u>21,100</u>
Investment Losses		
Realised Movements in Market Value		
Shares in Listed Companies (Australian)		
Australia and New Zealand Banking Group Limited - Cap Note 2	(407)	0
	<u>(407)</u>	<u>0</u>
Unrealised Movements in Market Value		
Shares in Listed Companies (Australian)		
AMP Limited	457	1,962

Refer to compilation report

Nichols Superannuation Fund
Detailed Operating Statement

For the year ended 30 June 2022

	2022	2021
	\$	\$
ANZPG - Cap Note Deferred Settlement - CAP NOTE 4	357	(320)
Australia And New Zealand Banking Group Limited	2,577	(4,004)
Australia and New Zealand Banking Group Limited - Cap Note 2	891	(266)
BHP Group Limited	2,211	(3,850)
CBAPF - PERLS IX	300	(120)
Commonwealth Bank Of Australia CBAPG	690	(1,344)
Commonwealth Bank Of Australia.	972	(2,388)
Commonwealth Bank. Nyr3qut (Cap Note 3	459	(673)
National Australia Bank Limited	(468)	(3,200)
QBE Insurance Group Limited	(597)	(847)
Suncorp Group Limited	126	(1,825)
Sunpf - Cap Notes-Bbsw + 4.10% Perp Non-Cum T-06-22	498	(210)
Telstra Corporation Limited.	(493)	(3,452)
Westpac Banking Corp Def Set - Cap Note 4	390	70
Westpac Banking Corp Nyr3qut Cap Note 2	573	(513)
Westpac Banking Corporation	3,906	(4,865)
Westpac Banking Corporation WBCPH	831	(1,479)
Westpac Capital Notes 8	560	0
Woodside Energy Group Ltd	(112)	0
	<u>14,126</u>	<u>(27,325)</u>
Changes in Market Values	<u>13,719</u>	<u>(27,325)</u>
Total Expenses	<u>36,027</u>	<u>(3,653)</u>
Benefits accrued as a result of operations before income tax	<u>(23,605)</u>	<u>13,014</u>
Income Tax Expense		
Income Tax Expense	(5,270)	(3,998)
Total Income Tax	<u>(5,270)</u>	<u>(3,998)</u>
Benefits accrued as a result of operations	<u>(18,335)</u>	<u>17,013</u>

Refer to compilation report

Nichols Superannuation Fund
Statement of Financial Position

As at 30 June 2022

	Note	2022 \$	2021 \$
Assets			
Investments			
Shares in Listed Companies (Australian)	2	279,431	348,544
Total Investments		<u>279,431</u>	<u>348,544</u>
Other Assets			
Formation Expenses		380	380
Commonwealth - Direct Investment Account - 7632		48,690	11,431
Commonwealth - Direct Investment Account - 5556		354	354
Income Tax Refundable		5,270	3,998
Total Other Assets		<u>54,694</u>	<u>16,163</u>
Total Assets		<u>334,125</u>	<u>364,707</u>
Net assets available to pay benefits		<u>334,125</u>	<u>364,707</u>
Represented by:			
Liability for accrued benefits allocated to members' accounts			
	4, 5		
Nichols, Roger Harry - Pension (Pension)		166,954	188,547
Nichols, Anne Shirley - Pension (Pension)		167,171	176,160
Total Liability for accrued benefits allocated to members' accounts		<u>334,125</u>	<u>364,707</u>

Refer to compilation report

Nichols Superannuation Fund

Detailed Statement of Financial Position

As at 30 June 2022

	Note	2022	2021
		\$	\$
Assets			
Investments			
Shares in Listed Companies (Australian)	2		
AMP Limited		2,567	3,024
ANZPG - Cap Note Deferred Settlement - CAP NOTE 4		10,338	10,695
Australia And New Zealand Banking Group Limited		9,275	11,851
Australia and New Zealand Banking Group Limited - Cap Note 2		0	22,484
BHP Group Limited		12,458	14,668
CBAPF - PERLS IX		0	15,300
Commonwealth Bank Of Australia CBAPG		30,510	31,200
Commonwealth Bank Of Australia.		39,956	40,928
Commonwealth Bank. Nyr3qut (Cap Note 3		32,987	33,446
National Australia Bank Limited		10,956	10,488
QBE Insurance Group Limited		5,334	4,737
Suncorp Group Limited		10,662	10,788
Sunpf - Cap Notes-Bbsw + 4.10% Perp Non-Cum T-06-22		0	20,498
Telstra Corporation Limited.		21,094	20,601
Westpac Banking Corp Def Set - Cap Note 4		0	20,390
Westpac Banking Corp Nyr3qut Cap Note 2		29,913	30,486
Westpac Banking Corporation		12,070	15,976
Westpac Banking Corporation WBCPH		30,153	30,984
Westpac Capital Notes 8		19,440	0
Woodside Energy Group Ltd		1,719	0
Total Investments		<u>279,432</u>	<u>348,544</u>
Other Assets			
Bank Accounts	3		
Commonwealth - Direct Investment Account - 5556		354	354
Commonwealth - Direct Investment Account - 7632		48,690	11,431
Formation Expenses		380	380
Income Tax Refundable		5,270	3,998
Total Other Assets		<u>54,694</u>	<u>16,163</u>
Total Assets		<u>334,126</u>	<u>364,707</u>
Net assets available to pay benefits		<u>334,126</u>	<u>364,707</u>

Refer to compilation report

Nichols Superannuation Fund

Detailed Statement of Financial Position

As at 30 June 2022

	Note	2022	2021
Represented By :		\$	\$
Liability for accrued benefits allocated to members' accounts	4, 5		
Nichols, Roger Harry - Pension (Pension)		166,955	188,547
Nichols, Anne Shirley - Pension (Pension)		167,171	176,160
Total Liability for accrued benefits allocated to members' accounts		<u>334,126</u>	<u>364,707</u>

Refer to compilation report

Notes to the Financial Statements

For the year ended 30 June 2022

Note 1: Summary of Significant Accounting Policies

The trustees have prepared the financial statements on the basis that the superannuation fund is a non-reporting entity because there are no users dependent on general purpose financial statements. The financial statements are therefore special purpose financial statements that have been prepared in order to meet the requirements of the Superannuation Industry (Supervision) Act 1993 and associated Regulations, the trust deed of the fund and the needs of members.

The financial statements have been prepared on a cash basis and are based on historical costs, except for investments which have been measured at market value.

The following significant accounting policies, which are consistent with the policies applied in the previous period unless otherwise stated, have been adopted in the preparation of the financial statements.

The financial statements were authorised for issue by the Director(s).

a. Measurement of Investments

The fund initially recognises:

- (i) an investment when it controls the future economic benefits expected to flow from the asset. For financial assets, the trade date is considered to be the date on which control of the future economic benefits attributable to the asset passes to the fund; and
- (ii) a financial liability on the date it becomes a party to the contractual provisions of the instrument.

Investments of the fund have been measured at market value, which refers to the amount that a willing buyer could reasonably be expected to pay to acquire the asset from a willing seller if the following assumptions were made:

- that the buyer and the seller deal with each other at arm's length in relation to the sale;
- that the sale occurred after proper marketing of the asset; and
- that the buyer and the seller acted knowledgeably and prudentially in relation to the sale.

Market value has been determined as follows:

- (i) shares and other securities listed on the Australian Securities Exchange by reference to the relevant market quotations at the end of the reporting period;
- (ii) units in managed funds by reference to the unit redemption price at the end of the reporting period;
- (iii) fixed-interest securities by reference to the redemption price at the end of the reporting period;
- (iv) unlisted investments are stated at trustees' assessment based on estimated market value at balance date or where necessary, an external valuer's opinion; and
- (v) investment properties at the trustees' assessment of the market value or where necessary a qualified independent valuer's opinion at the end of reporting period.

Financial liabilities, such as trade creditors and other payables, are measured at the gross value of the outstanding balance at the end of the reporting period. The trustees have determined that the gross values of the fund's financial liabilities is equivalent to their market values. Any remeasurement changes in the gross values of non-current financial liabilities (including liabilities for members' accrued benefits) are recognised in the operating statement in the periods in which they occur.

b. Cash and Cash Equivalents

Cash and cash equivalents include cash on hand and at call, deposits with banks and short-term, highly liquid investments that are readily convertible to cash and subject to an insignificant risk of change in value.

c. Revenue

Revenue is recognised at the fair value of the consideration received or receivable.

Interest revenue

Interest revenue is recognised in respect of fixed-interest securities, and cash and cash equivalent balances. Interest revenue is recognised upon receipt.

Nichols Superannuation Fund

Notes to the Financial Statements

For the year ended 30 June 2022

Dividend revenue

Dividend revenue is recognised when the dividend has been paid or, in the case of dividend reinvestment schemes, when the dividend is credited to the benefit of the fund.

Rental revenue

Rental revenue arising from operating leases on investment properties is recognised upon receipt.

Distribution revenue

Distributions from unit trusts and managed funds are recognised as at the date the unit value is quoted ex-distribution and if not received at the end of the reporting period, are reflected in the statement of financial position as a receivable at market value.

Remeasurement changes in market values

Remeasurement changes in the market values of assets are recognised as income and determined as the difference between the market value at year-end or consideration received (if sold during the year) and the market value as at the prior year-end or cost (if acquired during the period).

d. Liability for Accrued Benefits

The liability for accrued benefits represents the fund's present obligation to pay benefits to members and beneficiaries, and has been calculated as the difference between the carrying amount of the assets and the carrying amount of the other payables and income tax liabilities as at the end of the reporting period.

e. Critical Accounting Estimates and Judgements

The preparation of financial statements requires the trustees to make judgements, estimates and assumptions that affect the application of accounting policies and the reported amounts of assets and liabilities, income and expenses. Actual results may differ from these estimates.

Estimates and underlying assumptions are reviewed on an ongoing basis. Revisions to accounting estimates are recognised in the period in which the estimate is revised and in any future period affected.

Note 2: Shares in Listed Companies (Australian)

	2022	2021
	\$	\$
AMP Limited	2,567	3,024
Australia And New Zealand Banking Group Limited	9,275	11,851
Australia and New Zealand Banking Group Limited - Cap Note 2	0	22,484
ANZPG - Cap Note Deferred Settlement - CAP NOTE 4	10,338	10,695
BHP Group Limited	12,458	14,668
Commonwealth Bank. Nyr3qut (Cap Note 3	32,987	33,446
CBAPF - PERLS IX	0	15,300
Commonwealth Bank Of Australia CBAPG	30,510	31,200
Commonwealth Bank Of Australia.	39,956	40,928

Refer to compilation report

Nichols Superannuation Fund

Notes to the Financial Statements

For the year ended 30 June 2022

National Australia Bank Limited	10,956	10,488
QBE Insurance Group Limited	5,334	4,737
Suncorp Group Limited	10,662	10,788
Sunpf - Cap Notes-Bbsw + 4.10% Perp Non-Cum T-06-22	0	20,498
Telstra Corporation Limited.	21,094	20,601
Westpac Banking Corporation	12,070	15,976
Westpac Banking Corp Nyr3qut Cap Note 2	29,913	30,486
Westpac Banking Corp Def Set - Cap Note 4	0	20,390
Westpac Banking Corporation WBCPH	30,153	30,984
Westpac Capital Notes 8	19,440	0
Woodside Energy Group Ltd	1,719	0
	<u>279,432</u>	<u>348,544</u>

Note 4: Liability for Accrued Benefits

	2022 \$	2021 \$
Liability for accrued benefits at beginning of year	364,707	347,694
Benefits accrued as a result of operations	(18,335)	17,013
Current year member movements	(12,246)	0
Liability for accrued benefits at end of year	<u>334,126</u>	<u>364,707</u>

Note 5: Vested Benefits

Vested benefits are benefits that are not conditional upon continued membership of the fund (or any factor other than resignation from the plan) and include benefits which members were entitled to receive had they terminated their fund membership as at the end of the reporting period.

	2022 \$	2021 \$
Vested Benefits	<u>334,126</u>	<u>364,707</u>

Note 6: Guaranteed Benefits

No guarantees have been made in respect of any part of the liability for accrued benefits.

Nichols Superannuation Fund

Notes to the Financial Statements

For the year ended 30 June 2022

Note 7: Dividends

	2022 \$	2021 \$
AMP Limited	0	269
ANZPG - Cap Note Deferred Settlement - CAP NOTE 4	333	332
Australia And New Zealand Banking Group Limited	598	253
Australia and New Zealand Banking Group Limited - Cap Note 2	509	558
BHP Group Limited	3,055	624
CBAPF - PERLS IX	327	416
Commonwealth Bank Of Australia CBAPG	727	727
Commonwealth Bank Of Australia.	858	857
Commonwealth Bank. Nyr3qut (Cap Note 3	661	661
National Australia Bank Limited	508	240
QBE Insurance Group Limited	132	18
Suncorp Group Limited	689	350
Sunpf - Cap Notes-Bbsw + 4.10% Perp Non-Cum T-06-22	583	582
Telstra Corporation Limited.	877	877
Westpac Banking Corp Def Set - Cap Note 4	145	694
Westpac Banking Corp Nyr3qut Cap Note 2	656	652
Westpac Banking Corporation	749	551
Westpac Banking Corporation WBCPH	688	684
Westpac Capital Notes 8	320	0
	12,415	9,345

Note 8: Changes in Market Values Unrealised Movements in Market Value

	2022 \$	2021 \$
Shares in Listed Companies (Australian)		
AMP Limited	(457)	(1,962)
ANZPG - Cap Note Deferred Settlement - CAP NOTE 4	(357)	320
Australia And New Zealand Banking Group Limited	(2,577)	4,004
Australia and New Zealand Banking Group Limited - Cap Note 2	(891)	266
BHP Group Limited	(2,211)	3,850

Refer to compilation report

Nichols Superannuation Fund

Notes to the Financial Statements

For the year ended 30 June 2022

CBAPF - PERLS IX	(300)	120
Commonwealth Bank Of Australia CBAPG	(690)	1,344
Commonwealth Bank Of Australia.	(972)	2,388
Commonwealth Bank. Nyr3qut (Cap Note 3	(459)	673
National Australia Bank Limited	468	3,200
QBE Insurance Group Limited	597	847
Suncorp Group Limited	(126)	1,825
Sunpf - Cap Notes-Bbsw + 4.10% Perp Non-Cum T-06-22	(498)	210
Telstra Corporation Limited.	493	3,452
Westpac Banking Corp Def Set - Cap Note 4	(390)	(70)
Westpac Banking Corp Nyr3qut Cap Note 2	(573)	513
Westpac Banking Corporation	(3,906)	4,865
Westpac Banking Corporation WBCPH	(831)	1,479
Westpac Capital Notes 8	(560)	0
Woodside Energy Group Ltd	112	0
	(14,126)	27,325
Total Unrealised Movement	(14,126)	27,325
Realised Movements in Market Value		
	2022	2021
	\$	\$
Shares in Listed Companies (Australian)		
Australia and New Zealand Banking Group Limited - Cap Note 2	407	0
	407	0
Total Realised Movement	407	0
Changes in Market Values	(13,719)	27,325
Note 9: Income Tax Expense		
The components of tax expense comprise	2022	2021
	\$	\$
Current Tax	(5,270)	(3,998)

Refer to compilation report

Nichols Superannuation Fund

Notes to the Financial Statements

For the year ended 30 June 2022

Income Tax Expense	(5,270)	(3,998)
--------------------	---------	---------

The prima facie tax on benefits accrued before income tax is reconciled to the income tax as follows:

Prima facie tax payable on benefits accrued before income tax at 15%	(3,541)	1,952
Less:		
Tax effect of:		
Increase in MV of Investments	0	4,099
Exempt Pension Income	2,654	2,004
Realised Accounting Capital Gains	61	0
Add:		
Tax effect of:		
Decrease in MV of Investments	2,119	0
SMSF Non-Deductible Expenses	362	386
Pension Payments	2,985	3,165
Franking Credits	791	600
Rounding	(1)	0
Less credits:		
Franking Credits	5,270	3,998
Current Tax or Refund	(5,270)	(3,998)

Nichols Superannuation Fund

Members Statement

Roger Harry Nichols
 Lady Brand Village 21 Forrest Way
 Greenfields, Western Australia, 6210, Australia

Your Details

Date of Birth :	Provided	Nominated Beneficiaries:	N/A
Age:	77	Nomination Type:	N/A
Tax File Number:	Provided	Vested Benefits:	166,955
Date Joined Fund:	01/04/2008	Total Death Benefit:	166,955
Service Period Start Date:	03/11/1997	Current Salary:	0
Date Left Fund:		Previous Salary:	0
Member Code:	NICROG00001P	Disability Benefit:	0
Account Start Date:	01/04/2008		
Account Phase:	Retirement Phase		
Account Description:	Pension		

Your Balance

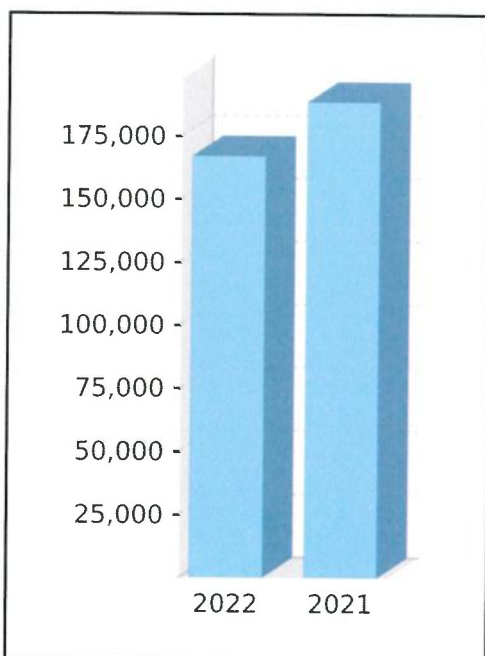
Total Benefits 166,955

Preservation Components

Preserved
 Unrestricted Non Preserved 166,955
 Restricted Non Preserved

Tax Components

Tax Free (100.00%) 166,955
 Taxable
 Investment Earnings Rate 0%



Your Detailed Account Summary

	This Year	Last Year
Opening balance at 01/07/2021	188,547	179,243
<u>Increases to Member account during the period</u>		
Employer Contributions		
Personal Contributions (Concessional)		
Personal Contributions (Non Concessional)		
Government Co-Contributions		
Other Contributions		
Proceeds of Insurance Policies		
Transfers In		
Net Earnings	802	19,704
Internal Transfer In		
<u>Decreases to Member account during the period</u>		
Pensions Paid	10,148	10,400
Contributions Tax		
Income Tax		
No TFN Excess Contributions Tax		
Excess Contributions Tax		
Refund Excess Contributions		
Division 293 Tax		
Insurance Policy Premiums Paid		
Management Fees		
Member Expenses		
Benefits Paid/Transfers Out	12,246	
Superannuation Surcharge Tax		
Internal Transfer Out		
Closing balance at 30/06/2022	166,955	188,547


Nichols Superannuation Fund

Members Statement

Trustee's Disclaimer

This statement has been prepared by the Trustee for the member whose name appears at the top of this statement. Every effort has been made by the Trustee to ensure the accuracy and completeness of this Statement. The Trustee does not accept any liability for any error, omission or misprint. All amounts shown in relation to benefits do not take into account any amounts which may be withheld to satisfy the requirements imposed by the Income Tax Assessment Act 1936.

Signed by all the trustees of the fund



Roger Harry Nichols
Director



Anne Shirley Nichols
Director

Nichols Superannuation Fund

Members Statement

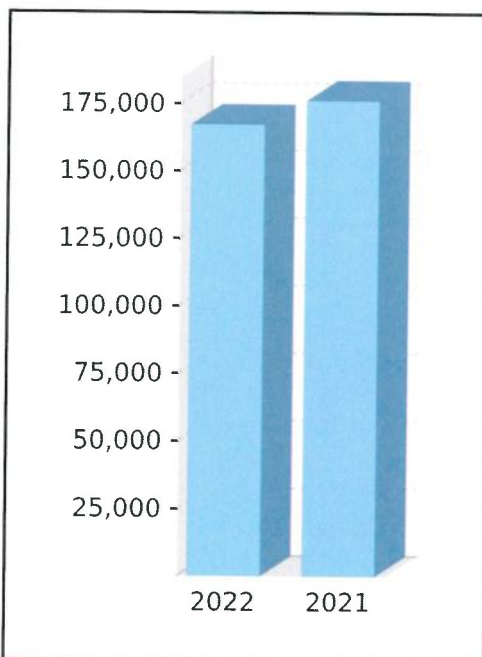
Anne Shirley Nichols
 Lady Brand Village 21 Forrest Way
 GreenFields, Western Australia, 6210, Australia

Your Details

Date of Birth :	Provided	Nominated Beneficiaries:	N/A
Age:	74	Nomination Type:	N/A
Tax File Number:	Provided	Vested Benefits:	167,171
Date Joined Fund:	01/04/2008	Total Death Benefit:	167,171
Service Period Start Date:	03/11/1997	Current Salary:	0
Date Left Fund:		Previous Salary:	0
Member Code:	NICANN00001P	Disability Benefit:	0
Account Start Date:	01/04/2008		
Account Phase:	Retirement Phase		
Account Description:	Pension		

Your Balance

Total Benefits	167,171
<u>Preservation Components</u>	
Preserved	
Unrestricted Non Preserved	167,171
Restricted Non Preserved	
<u>Tax Components</u>	
Tax Free (100.00%)	167,171
Taxable	
Investment Earnings Rate	0%



Your Detailed Account Summary

	This Year	Last Year
Opening balance at 01/07/2021	176,160	168,452
<u>Increases to Member account during the period</u>		
Employer Contributions		
Personal Contributions (Concessional)		
Personal Contributions (Non Concessional)		
Government Co-Contributions		
Other Contributions		
Proceeds of Insurance Policies		
Transfers In		
Net Earnings	761	18,408
Internal Transfer In		
<u>Decreases to Member account during the period</u>		
Pensions Paid	9,750	10,700
Contributions Tax		
Income Tax		
No TFN Excess Contributions Tax		
Excess Contributions Tax		
Refund Excess Contributions		
Division 293 Tax		
Insurance Policy Premiums Paid		
Management Fees		
Member Expenses		
Benefits Paid/Transfers Out		
Superannuation Surcharge Tax		
Internal Transfer Out		
Closing balance at 30/06/2022	167,171	176,160

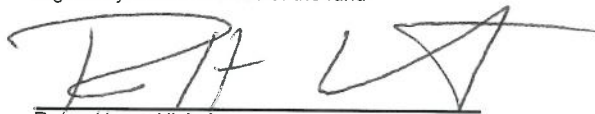
Nichols Superannuation Fund

Members Statement

Trustee's Disclaimer

This statement has been prepared by the Trustee for the member whose name appears at the top of this statement. Every effort has been made by the Trustee to ensure the accuracy and completeness of this Statement. The Trustee does not accept any liability for any error, omission or misprint. All amounts shown in relation to benefits do not take into account any amounts which may be withheld to satisfy the requirements imposed by the Income Tax Assessment Act 1936.

Signed by all the trustees of the fund



Roger Harry Nichols
Director



Anne Shirley Nichols
Director

Nichols Superannuation Fund Investment Summary Report

As at 30 June 2022

Investment	Units	Market Price	Market Value	Average Cost	Accounting Cost	Unrealised Gain/(Loss)	Gain/(Loss)%	Portfolio Weight%
Cash/Bank Accounts								
Commonwealth - Direct Investment Account - 5556		353.89	353.89	353.89	353.89			0.11 %
Commonwealth - Direct Investment Account - 7632		48,690.42	48,690.42	48,690.42	48,690.42			14.82 %
		49,044.31	49,044.31		49,044.31			14.93 %
Shares in Listed Companies (Australian)								
AMP.AX AMP Limited	2,688.00	0.955000	2,567.04	4.83	12,989.16	(10,422.12)	(80.24) %	0.78 %
ANZPG.AX ANZPG - Cap Note Deferred Settlement - CAP NOTE 4	100.00	103.380000	10,338.00	100.00	10,000.00	338.00	3.38 %	3.15 %
ANZ.AX Australia And New Zealand Banking Group Limited	421.00	22.030000	9,274.63	21.40	9,010.73	263.90	2.93 %	2.82 %
BHP.AX BHP Group Limited	302.00	41.250000	12,457.50	30.83	9,311.52	3,145.98	33.79 %	3.79 %
CBAPG.AX Commonwealth Bank Of Australia CBAPG	300.00	101.700000	30,510.00	100.00	30,000.00	510.00	1.70 %	9.29 %
CBAPL.AX Commonwealth Bank Of Australia.	400.00	99.890000	39,956.00	100.00	40,000.00	(44.00)	(0.11) %	12.16 %
CBAPD.AX Commonwealth Bank. Nyr3qut (Cap Note 3	330.00	99.960000	32,986.80	100.00	33,001.20	(14.40)	(0.04) %	10.04 %
NAB.AX National Australia Bank Limited	400.00	27.390000	10,956.00	33.23	13,293.95	(2,337.95)	(17.59) %	3.34 %
QBE.AX QBE Insurance Group Limited	439.00	12.150000	5,333.85	22.84	10,024.64	(4,690.79)	(46.79) %	1.62 %
SUN.AX Suncorp Group Limited	971.00	10.980000	10,661.58	12.33	11,969.95	(1,308.37)	(10.93) %	3.25 %
TLS.AX Telstra Corporation Limited.	5,479.00	3.850000	21,094.15	3.66	20,031.35	1,062.80	5.31 %	6.42 %
WBCPE.AX Westpac Banking Corp Nyr3qut Cap Note 2	300.00	99.710000	29,913.00	100.00	30,000.00	(87.00)	(0.29) %	9.11 %
WBC.AX Westpac Banking Corporation	619.00	19.500000	12,070.50	15.46	9,568.44	2,502.06	26.15 %	3.67 %
WBCPH.AX Westpac Banking Corporation WBCPH	300.00	100.510000	30,153.00	100.00	30,000.00	153.00	0.51 %	9.18 %
77600/WBCPK.AX Westpac Capital Notes 8	200.00	97.200000	19,440.00	100.00	20,000.00	(560.00)	(2.80) %	5.92 %
WDS.AX Woodside Energy Group Ltd	54.00	31.840000	1,719.36	29.76	1,607.04	112.32	6.99 %	0.52 %
			279,431.41		290,807.98	(11,376.57)	(3.91) %	85.07 %
			328,475.72		339,852.29	(11,376.57)	(3.35) %	100.00 %

Nichols Superannuation Fund Investment Performance

As at 30 June 2022

Investment	Opening Value	Purchases / Additions	Sales / Reductions	Closing Value	Realised Market Gain	Unrealised Market Gain	Net Income	Income and Market Gain	Return %
Bank Accounts									
Commonwealth - Direct Investment Account - 5556	353.89	0.00	0.00	353.89	0.00	0.00	0.00	0.00	0.00 %
Commonwealth - Direct Investment Account - 7632	11,430.96	0.00	0.00	48,690.42	0.00	0.00	5.73	5.73	0.05 %
	11,784.85	0.00	0.00	49,044.31	0.00	0.00	5.73	5.73	0.05 %
Shares in Listed Companies (Australian)									
AMP.AX AMP Limited	3,024.00	0.00	0.00	2,567.04	0.00	(456.96)	0.00	(456.96)	(15.11) %
ANZPG.AX ANZPG - Cap Note Deferred Settlement - CAP NOTE 4	10,695.00	0.00	0.00	10,338.00	0.00	(357.00)	475.86	118.86	1.11 %
ANZ.AX Australia And New Zealand Banking Group Limited	11,851.15	0.00	0.00	9,274.63	0.00	(2,576.52)	854.03	(1,722.49)	(14.53) %
ANZPE.AX Australia and New Zealand Banking Group Limited - Cap Note 2	22,484.00	0.00	21,593.00	0.00	407.00	(891.00)	727.46	243.46	27.32 %
BHP.AX BHP Group Limited	14,668.14	0.00	0.00	12,457.50	0.00	(2,210.64)	4,364.82	2,154.18	14.69 %
CBAPF.AX CBAPF - PERLS IX	15,300.00	0.00	15,000.00	0.00	0.00	(300.00)	467.85	167.85	55.95 %
CBAPG.AX Commonwealth Bank Of Australia CBAPG	31,200.00	0.00	0.00	30,510.00	0.00	(690.00)	1,038.98	348.98	1.12 %
CBAPL.AX Commonwealth Bank Of Australia.	40,928.00	0.00	0.00	39,956.00	0.00	(972.00)	1,225.26	253.26	0.62 %
CBAPD.AX Commonwealth Bank. Nyr3qut (Cap Note 3)	33,445.50	0.00	0.00	32,986.80	0.00	(458.70)	944.85	486.15	1.45 %
NAB.AX National Australia Bank Limited	10,488.00	0.00	0.00	10,956.00	0.00	468.00	725.72	1,193.72	11.38 %
QBE.AX QBE Insurance Group Limited	4,736.81	0.00	0.00	5,333.85	0.00	597.04	137.34	734.38	15.50 %
SUN.AX Suncorp Group Limited	10,787.81	0.00	0.00	10,661.58	0.00	(126.23)	984.87	858.64	7.96 %
SUNPF.AX Sunpf - Cap Notes-Bbsw + 4.10% Perp Non-Cum T-06-22	20,498.00	0.00	20,000.00	0.00	0.00	(498.00)	833.11	335.11	67.29 %
TLS.AX Telstra Corporation Limited.	20,601.04	0.00	0.00	21,094.15	0.00	493.11	1,252.34	1,745.45	8.47 %

Nichols Superannuation Fund
Investment Performance

As at 30 June 2022

Investment	Opening Value	Purchases / Additions	Sales / Reductions	Closing Value	Realised Market Gain	Unrealised Market Gain	Net Income	Income and Market Gain	Return %
WBPCG.AX Westpac Banking Corp Def Set - Cap Note 4	20,390.00	0.00	20,000.00	0.00	0.00	(390.00)	207.80	(182.20)	(46.72) %
WBCPE.AX Westpac Banking Corp Nyr3qut Cap Note 2	30,486.00	0.00	0.00	29,913.00	0.00	(573.00)	937.46	364.46	1.20 %
WBC.AX Westpac Banking Corporation	15,976.39	0.00	0.00	12,070.50	0.00	(3,905.89)	1,069.98	(2,835.91)	(17.75) %
WBCPH.AX Westpac Banking Corporation WBCPH	30,984.00	0.00	0.00	30,153.00	0.00	(831.00)	982.41	151.41	0.49 %
77600/WB Westpac Capital Notes 8	0.00	20,000.00	0.00	19,440.00	0.00	(560.00)	456.65	(103.35)	(0.52) %
WDS.AX Woodside Energy Group Ltd	0.00	1,607.04	0.00	1,719.36	0.00	112.32	0.00	112.32	6.99 %
	348,543.84	21,607.04	76,593.00	279,431.41	407.00	(14,126.47)	17,686.79	3,967.32	1.35 %
	360,328.69	21,607.04	76,593.00	328,475.72	407.00	(14,126.47)	17,692.52	3,973.05	1.30 %

Nichols Superannuation Fund Investment Movement Report

As at 30 June 2022

Investment	Opening Balance		Additions		Disposals		Closing Balance	
	Units	Cost	Units	Cost	Units	Cost	Units	Cost
Bank Accounts								
Commonwealth - Direct Investment Account - 5556		353.89						353.89
Commonwealth - Direct Investment Account - 7632		11,430.96		71,554.29		(34,294.83)		48,690.42
		11,784.85		71,554.29		(34,294.83)		49,044.31
Shares in Listed Companies (Australian)								
AMP.AX - AMP Limited	2,688.00	12,989.16					2,688.00	12,989.16
ANZPG.AX - ANZPG - Cap Note Deferred Settlement - CAP NOTE 4	100.00	10,000.00					100.00	10,000.00
ANZ.AX - Australia And New Zealand Banking Group Limited	421.00	9,010.73					421.00	9,010.73
ANZPE.AX - Australia and New Zealand Banking Group Limited - Cap Note 2	220.00	21,593.00			(220.00)	(21,593.00)		0.00
BHP.AX - BHP Group Limited	302.00	9,311.52					302.00	9,311.52
CBAPF.AX - CBAPF - PERLS IX	150.00	15,000.00			(150.00)	(15,000.00)		0.00
CBAPG.AX - Commonwealth Bank Of Australia CBAPG	300.00	30,000.00					300.00	30,000.00
CBAPI.AX - Commonwealth Bank Of Australia.	400.00	40,000.00					400.00	40,000.00
CBAPD.AX - Commonwealth Bank. Nyr3qut (Cap Note 3								

Nichols Superannuation Fund Investment Movement Report

As at 30 June 2022

Investment	Opening Balance		Additions		Disposals		Closing Balance		Market Value
	Units	Cost	Units	Cost	Units	Cost	Units	Cost	
	330.00	33,001.20					330.00	33,001.20	32,986.80
NAB.AX - National Australia Bank Limited	400.00	13,293.95					400.00	13,293.95	10,956.00
QBE.AX - QBE Insurance Group Limited	439.00	10,024.64					439.00	10,024.64	5,333.85
SUN.AX - Suncorp Group Limited	971.00	11,969.95					971.00	11,969.95	10,661.58
SUNPF.AX - Sunpf - Cap Notes-Bbsw + 4.10% Perp Non-Cum T-06-22	200.00	20,000.00	(200.00)	(20,000.00)				0.00	
TLS.AX - Telstra Corporation Limited.	5,479.00	20,031.35					5,479.00	20,031.35	21,094.15
WBPCG.AX - Westpac Banking Corp Def Set - Cap Note 4	200.00	20,000.00	(200.00)	(20,000.00)				0.00	
WBPCPE.AX - Westpac Banking Corp Nyr3qut Cap Note 2	300.00	30,000.00					300.00	30,000.00	29,913.00
WBC.AX - Westpac Banking Corporation	619.00	9,568.44					619.00	9,568.44	12,070.50
WBPCPH.AX - Westpac Banking Corporation WBPCPH	300.00	30,000.00					300.00	30,000.00	30,153.00
WBPCPK.AX - Westpac Capital Notes 8			200.00	20,000.00			200.00	20,000.00	19,440.00
WDS.AX - Woodside Energy Group Ltd			54.00	1,607.04			54.00	1,607.04	1,719.36
		345,793.94		21,607.04		(76,593.00)		290,807.98	279,431.41

357,578.79

93,161.33

(110,887.83)

407.00

339,852.29

328,475.72

Nichols Superannuation Fund

Detailed Schedule of Fund Assets

As at 30 June 2022

Transaction Date	Description	Units	Amount \$
Shares in Listed Companies (Australian) (77600)			
<u>AMP Limited (AMP.AX)</u>			
15/07/2009	Accounting for original cost of Investment	2,688.00	12,989.16
30/06/2015	Revaluatin		3,192.60
30/06/2016	Market valuation adjustment at 30/06/2016		(2,311.68)
30/06/2017	Market valuation adjustment at 30/06/2017		80.64
30/06/2018	Revaluation - 29/06/2018 @ \$3.560000 (System Price) - 2,688.000000 Units on hand		(4,381.44)
31/01/2019	Revaluation - 30/01/2019 @ \$2.280000 (System Price) - 2,688.000000 Units on hand		(3,440.64)
28/02/2019	Revaluation - 27/02/2019 @ \$2.370000 (System Price) - 2,688.000000 Units on hand		241.92
31/03/2019	Revaluation - 29/03/2019 @ \$2.100000 (System Price) - 2,688.000000 Units on hand		(725.76)
30/04/2019	Revaluation - 29/04/2019 @ \$2.280000 (System Price) - 2,688.000000 Units on hand		483.84
30/06/2019	Revaluation - 28/06/2019 @ \$2.120000 (System Price) - 2,688.000000 Units on hand		(430.08)
31/10/2019	Revaluation - 30/10/2019 @ \$1.820000 (System Price) - 2,688.000000 Units on hand		(806.40)
30/06/2020	Revaluation - 30/06/2020 @ \$1.855000 (System Price) - 2,688.000000 Units on hand		94.08
31/12/2020	Revaluation - 30/12/2020 @ \$1.590000 (System Price) - 2,688.000000 Units on hand		(712.32)
31/01/2021	Revaluation - 29/01/2021 @ \$1.485000 (System Price) - 2,688.000000 Units on hand		(282.24)
28/02/2021	Revaluation - 25/02/2021 @ \$1.395000 (System Price) - 2,688.000000 Units on hand		(241.92)
31/03/2021	Revaluation - 30/03/2021 @ \$1.285000 (System Price) - 2,688.000000 Units on hand		(295.68)
30/04/2021	Revaluation - 29/04/2021 @ \$1.135000 (System Price) - 2,688.000000 Units on hand		(403.20)
31/05/2021	Revaluation - 28/05/2021 @ \$1.175000 (System Price) - 2,688.000000 Units on hand		107.52
30/06/2021	Revaluation - 29/06/2021 @ \$1.150000 (System Price) - 2,688.000000 Units on hand		(67.20)
30/06/2021	Revaluation - 30/06/2021 @ \$1.125000 (System Price) - 2,688.000000 Units on hand		(67.20)
30/11/2021	Revaluation - 29/11/2021 @ \$1.005000 (System Price) - 2,688.000000 Units on hand		(322.56)
31/12/2021	Revaluation - 30/12/2021 @ \$1.000000 (System Price) - 2,688.000000 Units on hand		(13.44)
31/01/2022	Revaluation - 28/01/2022 @ \$0.890000 (System Price) - 2,688.000000 Units on hand		(295.68)
28/02/2022	Revaluation - 25/02/2022 @ \$0.960000 (System Price) - 2,688.000000 Units on hand		188.16
31/03/2022	Revaluation - 30/03/2022 @ \$0.985000 (System Price) - 2,688.000000 Units on hand		67.20
30/04/2022	Revaluation - 29/04/2022 @ \$1.160000 (System Price) - 2,688.000000 Units on hand		470.40
31/05/2022	Revaluation - 30/05/2022 @ \$1.110000 (System Price) - 2,688.000000 Units on hand		(134.40)
30/06/2022	Revaluation - 30/06/2022 @ \$0.955000 (System Price) - 2,688.000000 Units on hand		(416.64)
		2,688.00	2,567.04
<u>Australia And New Zealand Banking Group Limited (ANZ.AX)</u>			
10/02/2009	Accounting fo r original cost of Investment	221.00	2,724.78
30/06/2015	Revaluatin		4,391.42
30/06/2016	Market valuation adjustment at 30/06/2016		(1,785.68)
28/03/2017	Commonwealth 5556 - Bank Statement	200.00	6,285.95
30/06/2017	Market valuation adjustment at 30/06/2017		474.65

Nichols Superannuation Fund

Detailed Schedule of Fund Assets

As at 30 June 2022

Transaction Date	Description	Units	Amount \$
30/06/2018	Revaluation - 29/06/2018 @ \$28.240000 (System Price) - 421.000000 Units on hand		(202.08)
31/01/2019	Revaluation - 30/01/2019 @ \$25.480000 (System Price) - 421.000000 Units on hand		(1,161.96)
28/02/2019	Revaluation - 27/02/2019 @ \$27.840000 (System Price) - 421.000000 Units on hand		993.56
31/03/2019	Revaluation - 29/03/2019 @ \$26.030000 (System Price) - 421.000000 Units on hand		(762.01)
30/04/2019	Revaluation - 29/04/2019 @ \$27.330000 (System Price) - 421.000000 Units on hand		547.30
30/06/2019	Revaluation - 28/06/2019 @ \$28.210000 (System Price) - 421.000000 Units on hand		370.48
31/10/2019	Revaluation - 30/10/2019 @ \$27.640000 (System Price) - 421.000000 Units on hand		(239.97)
30/06/2020	Revaluation - 30/06/2020 @ \$18.640000 (System Price) - 421.000000 Units on hand		(3,789.00)
31/12/2020	Revaluation - 30/12/2020 @ \$23.070000 (System Price) - 421.000000 Units on hand		1,865.03
31/01/2021	Revaluation - 29/01/2021 @ \$23.710000 (System Price) - 421.000000 Units on hand		269.44
28/02/2021	Revaluation - 25/02/2021 @ \$26.770000 (System Price) - 421.000000 Units on hand		1,288.26
31/03/2021	Revaluation - 30/03/2021 @ \$28.100000 (System Price) - 421.000000 Units on hand		559.93
30/04/2021	Revaluation - 29/04/2021 @ \$28.940000 (System Price) - 421.000000 Units on hand		353.64
31/05/2021	Revaluation - 28/05/2021 @ \$28.860000 (System Price) - 421.000000 Units on hand		(33.68)
30/06/2021	Revaluation - 29/06/2021 @ \$28.240000 (System Price) - 421.000000 Units on hand		(261.02)
30/06/2021	Revaluation - 30/06/2021 @ \$28.150000 (System Price) - 421.000000 Units on hand		(37.89)
30/11/2021	Revaluation - 29/11/2021 @ \$26.620000 (System Price) - 421.000000 Units on hand		(644.13)
31/12/2021	Revaluation - 30/12/2021 @ \$27.820000 (System Price) - 421.000000 Units on hand		505.20
31/01/2022	Revaluation - 28/01/2022 @ \$27.470000 (System Price) - 421.000000 Units on hand		(147.35)
28/02/2022	Revaluation - 25/02/2022 @ \$26.100000 (System Price) - 421.000000 Units on hand		(576.77)
31/03/2022	Revaluation - 30/03/2022 @ \$27.880000 (System Price) - 421.000000 Units on hand		749.38
30/04/2022	Revaluation - 29/04/2022 @ \$27.300000 (System Price) - 421.000000 Units on hand		(244.18)
31/05/2022	Revaluation - 30/05/2022 @ \$25.770000 (System Price) - 421.000000 Units on hand		(644.13)
30/06/2022	Revaluation - 30/06/2022 @ \$22.030000 (System Price) - 421.000000 Units on hand		(1,574.54)
		421.00	9,274.63
<u>Australia and New Zealand Banking Group Limited - Cap Note 2 (ANZPE.AX)</u>			
15/07/2009	Accounting for original cost of Investment	220.00	21,593.00
30/06/2015	Reposition revaluation		(580.80)
30/06/2016	Market valuation adjustment at 30/06/2016		(616.00)
30/06/2017	Market valuation adjustment at 30/06/2017		1,900.80
30/06/2018	Revaluation - 29/06/2018 @ \$100.620000 (System Price) - 220.000000 Units on hand		(160.60)
31/01/2019	Revaluation - 30/01/2019 @ \$102.090000 (System Price) - 220.000000 Units on hand		323.40
28/02/2019	Revaluation - 27/02/2019 @ \$101.300000 (System Price) - 220.000000 Units on hand		(173.80)
31/03/2019	Revaluation - 29/03/2019 @ \$100.580000 (System Price) - 220.000000 Units on hand		(158.40)
30/04/2019	Revaluation - 29/04/2019 @ \$101.250000 (System Price) - 220.000000 Units on hand		147.40

Nichols Superannuation Fund

Detailed Schedule of Fund Assets

As at 30 June 2022

Transaction Date	Description	Units	Amount \$
30/06/2019	Revaluation - 28/06/2019 @ \$103.300000 (System Price) - 220.000000 Units on hand		451.00
31/10/2019	Revaluation - 30/10/2019 @ \$102.300000 (System Price) - 220.000000 Units on hand		(220.00)
30/06/2020	Revaluation - 30/06/2020 @ \$100.990000 (System Price) - 220.000000 Units on hand		(288.20)
31/12/2020	Revaluation - 30/12/2020 @ \$102.150000 (System Price) - 220.000000 Units on hand		255.20
31/01/2021	Revaluation - 29/01/2021 @ \$102.740000 (System Price) - 220.000000 Units on hand		129.80
28/02/2021	Revaluation - 25/02/2021 @ \$102.430000 (System Price) - 220.000000 Units on hand		(68.20)
31/03/2021	Revaluation - 30/03/2021 @ \$100.810000 (System Price) - 220.000000 Units on hand		(356.40)
30/04/2021	Revaluation - 29/04/2021 @ \$101.600000 (System Price) - 220.000000 Units on hand		173.80
31/05/2021	Revaluation - 28/05/2021 @ \$101.350000 (System Price) - 220.000000 Units on hand		(55.00)
30/06/2021	Revaluation - 29/06/2021 @ \$102.050000 (System Price) - 220.000000 Units on hand		154.00
30/06/2021	Revaluation - 30/06/2021 @ \$102.200000 (System Price) - 220.000000 Units on hand		33.00
30/11/2021	Revaluation - 29/11/2021 @ \$100.900000 (System Price) - 220.000000 Units on hand		(286.00)
31/12/2021	Revaluation - 30/12/2021 @ \$101.280000 (System Price) - 220.000000 Units on hand		83.60
31/01/2022	Revaluation - 28/01/2022 @ \$100.950000 (System Price) - 220.000000 Units on hand		(72.60)
28/02/2022	Revaluation - 25/02/2022 @ \$100.700000 (System Price) - 220.000000 Units on hand		(55.00)
24/03/2022	C2R22-00809997 ANZ CN2 CAP	(220.00)	(21,593.00)
24/03/2022	Unrealised Gain writeback as at 24/03/2022		(561.00)
31/03/2022	Revaluation - 14/03/2022 @ \$101.000000 (System Price) - 220.000000 Units on hand		66.00
30/06/2022	Revaluation - 30/06/2022 @ \$0.000000 - 0.000000 Units on hand		(66.00)
		0.00	0.00
ANZPG - Cap Note Deferred Settlement - CAP NOTE 4 (ANZPG.AX)			
14/12/2009	Accounting for original cost of Investment and Share Consolidation included and Share Split included	100.00	10,000.00
30/06/2015	Revaluatin		50.00
30/06/2017	Market valuation adjustment at 30/06/2017		85.00
30/06/2018	Revaluation - 29/06/2018 @ \$104.619000 (System Price) - 100.000000 Units on hand		326.90
31/01/2019	Revaluation - 30/01/2019 @ \$104.920000 (System Price) - 100.000000 Units on hand		30.10
28/02/2019	Revaluation - 27/02/2019 @ \$104.700000 (System Price) - 100.000000 Units on hand		(22.00)
31/03/2019	Revaluation - 29/03/2019 @ \$104.640000 (System Price) - 100.000000 Units on hand		(6.00)
30/04/2019	Revaluation - 29/04/2019 @ \$106.200000 (System Price) - 100.000000 Units on hand		156.00
30/06/2019	Revaluation - 28/06/2019 @ \$107.900000 (System Price) - 100.000000 Units on hand		170.00
31/10/2019	Revaluation - 30/10/2019 @ \$108.850000 (System Price) - 100.000000 Units on hand		95.00
30/06/2020	Revaluation - 30/06/2020 @ \$103.750000 (System Price) - 100.000000 Units on hand		(510.00)
31/12/2020	Revaluation - 30/12/2020 @ \$106.540000 (System Price) - 100.000000 Units on hand		279.00
31/01/2021	Revaluation - 29/01/2021 @ \$106.700000 (System Price) - 100.000000 Units on hand		16.00
28/02/2021	Revaluation - 25/02/2021 @ \$107.300000 (System Price) - 100.000000 Units on hand		60.00

Nichols Superannuation Fund

Detailed Schedule of Fund Assets

As at 30 June 2022

Transaction Date	Description	Units	Amount \$
31/03/2021	Revaluation - 30/03/2021 @ \$106.070000 (System Price) - 100.000000 Units on hand		(123.00)
30/04/2021	Revaluation - 29/04/2021 @ \$107.350000 (System Price) - 100.000000 Units on hand		128.00
31/05/2021	Revaluation - 28/05/2021 @ \$106.920000 (System Price) - 100.000000 Units on hand		(43.00)
30/06/2021	Revaluation - 29/06/2021 @ \$106.570000 (System Price) - 100.000000 Units on hand		(35.00)
30/06/2021	Revaluation - 30/06/2021 @ \$106.950000 (System Price) - 100.000000 Units on hand		38.00
30/11/2021	Revaluation - 29/11/2021 @ \$107.050000 (System Price) - 100.000000 Units on hand		10.00
31/12/2021	Revaluation - 30/12/2021 @ \$106.750000 (System Price) - 100.000000 Units on hand		(30.00)
31/01/2022	Revaluation - 28/01/2022 @ \$106.700000 (System Price) - 100.000000 Units on hand		(5.00)
28/02/2022	Revaluation - 25/02/2022 @ \$106.607000 (System Price) - 100.000000 Units on hand		(9.30)
31/03/2022	Revaluation - 30/03/2022 @ \$105.760000 (System Price) - 100.000000 Units on hand		(84.70)
30/04/2022	Revaluation - 29/04/2022 @ \$106.650000 (System Price) - 100.000000 Units on hand		89.00
31/05/2022	Revaluation - 30/05/2022 @ \$104.690000 (System Price) - 100.000000 Units on hand		(196.00)
30/06/2022	Revaluation - 30/06/2022 @ \$103.380000 (System Price) - 100.000000 Units on hand		(131.00)
		100.00	10,338.00
BHP Group Limited (BHP.AX)			
10/02/2009	Accounting for original cost of Investment	302.00	10,023.16
16/03/2015	Demerger: Reduction of Capital of 711.64 for 302.0000 shares	0.00	(711.64)
30/06/2015	Revaluation		(1,854.06)
30/06/2015	Market valuation adjustment at 30/06/2015		711.64
30/06/2016	Market valuation adjustment at 30/06/2016		(2,536.80)
30/06/2017	Market valuation adjustment at 30/06/2017		1,398.26
30/06/2018	Revaluation - 29/06/2018 @ \$33.910000 (System Price) - 302.000000 Units on hand		3,210.26
31/01/2019	Revaluation - 30/01/2019 @ \$34.600000 (System Price) - 302.000000 Units on hand		208.38
28/02/2019	Revaluation - 27/02/2019 @ \$37.680000 (System Price) - 302.000000 Units on hand		930.16
31/03/2019	Revaluation - 29/03/2019 @ \$38.490000 (System Price) - 302.000000 Units on hand		244.62
30/04/2019	Revaluation - 29/04/2019 @ \$37.820000 (System Price) - 302.000000 Units on hand		(202.34)
30/06/2019	Revaluation - 28/06/2019 @ \$41.160000 (System Price) - 302.000000 Units on hand		1,008.68
31/10/2019	Revaluation - 30/10/2019 @ \$36.200000 (System Price) - 302.000000 Units on hand		(1,497.92)
30/06/2020	Revaluation - 30/06/2020 @ \$35.820000 (System Price) - 302.000000 Units on hand		(114.76)
31/12/2020	Revaluation - 30/12/2020 @ \$43.140000 (System Price) - 302.000000 Units on hand		2,210.64
31/01/2021	Revaluation - 29/01/2021 @ \$43.560000 (System Price) - 302.000000 Units on hand		126.84
28/02/2021	Revaluation - 25/02/2021 @ \$50.450000 (System Price) - 302.000000 Units on hand		2,080.78
31/03/2021	Revaluation - 30/03/2021 @ \$44.910000 (System Price) - 302.000000 Units on hand		(1,673.08)
30/04/2021	Revaluation - 29/04/2021 @ \$48.660000 (System Price) - 302.000000 Units on hand		1,132.50
31/05/2021	Revaluation - 28/05/2021 @ \$48.160000 (System Price) - 302.000000 Units on hand		(151.00)
30/06/2021	Revaluation - 29/06/2021 @ \$48.060000 (System Price) -		(30.20)

Nichols Superannuation Fund

Detailed Schedule of Fund Assets

As at 30 June 2022

Transaction Date	Description	Units	Amount \$
	302.000000 Units on hand		
30/06/2021	Revaluation - 30/06/2021 @ \$48.570000 (System Price) - 302.000000 Units on hand		154.02
30/11/2021	Revaluation - 29/11/2021 @ \$38.570000 (System Price) - 302.000000 Units on hand		(3,020.00)
31/12/2021	Revaluation - 30/12/2021 @ \$41.680000 (System Price) - 302.000000 Units on hand		939.22
31/01/2022	Revaluation - 28/01/2022 @ \$46.920000 (System Price) - 302.000000 Units on hand		1,582.48
28/02/2022	Revaluation - 25/02/2022 @ \$44.690000 (System Price) - 302.000000 Units on hand		(673.46)
31/03/2022	Revaluation - 30/03/2022 @ \$50.580000 (System Price) - 302.000000 Units on hand		1,778.78
30/04/2022	Revaluation - 29/04/2022 @ \$48.010000 (System Price) - 302.000000 Units on hand		(776.14)
31/05/2022	Revaluation - 30/05/2022 @ \$44.910000 (System Price) - 302.000000 Units on hand		(936.20)
30/06/2022	Revaluation - 30/06/2022 @ \$41.250000 (System Price) - 302.000000 Units on hand		(1,105.32)
		302.00	12,457.50
<u>Commonwealth Bank. Nyr3qut (Cap Note 3 (CBAPD.AX))</u>			
08/08/2009	Accounting for original cost of Investment	100.00	20,000.00
28/10/2009	Accounting for original cost of Investment	230.00	47,275.00
30/06/2015	Revaluation		(37,327.50)
30/06/2016	Market valuation adjustment at 30/06/2016		(848.43)
30/06/2017	Market valuation adjustment at 30/06/2017		2,745.93
01/07/2017	Adjustment to average cost price for CBAPD shares	0.00	(34,273.80)
30/06/2018	Revaluation - 29/06/2018 @ \$96.500000 (System Price) - 330.000000 Units on hand		34,273.80
31/01/2019	Revaluation - 30/01/2019 @ \$98.310000 (System Price) - 330.000000 Units on hand		597.30
28/02/2019	Revaluation - 27/02/2019 @ \$97.880000 (System Price) - 330.000000 Units on hand		(141.90)
31/03/2019	Revaluation - 29/03/2019 @ \$97.650000 (System Price) - 330.000000 Units on hand		(75.90)
30/04/2019	Revaluation - 29/04/2019 @ \$98.471000 (System Price) - 330.000000 Units on hand		270.93
30/06/2019	Revaluation - 28/06/2019 @ \$100.750000 (System Price) - 330.000000 Units on hand		752.07
31/10/2019	Revaluation - 30/10/2019 @ \$100.760000 (System Price) - 330.000000 Units on hand		3.30
30/06/2020	Revaluation - 30/06/2020 @ \$99.311000 (System Price) - 330.000000 Units on hand		(478.17)
31/12/2020	Revaluation - 30/12/2020 @ \$100.120000 (System Price) - 330.000000 Units on hand		266.97
31/01/2021	Revaluation - 29/01/2021 @ \$101.220000 (System Price) - 330.000000 Units on hand		363.00
28/02/2021	Revaluation - 25/02/2021 @ \$101.250000 (System Price) - 330.000000 Units on hand		9.90
31/03/2021	Revaluation - 30/03/2021 @ \$100.510000 (System Price) - 330.000000 Units on hand		(244.20)
30/04/2021	Revaluation - 29/04/2021 @ \$101.410000 (System Price) - 330.000000 Units on hand		297.00
31/05/2021	Revaluation - 28/05/2021 @ \$101.110000 (System Price) - 330.000000 Units on hand		(99.00)
30/06/2021	Revaluation - 29/06/2021 @ \$101.250000 (System Price) - 330.000000 Units on hand		46.20
30/06/2021	Revaluation - 30/06/2021 @ \$101.350000 (System Price) - 330.000000 Units on hand		33.00
30/11/2021	Revaluation - 29/11/2021 @ \$101.311000 (System Price) - 330.000000 Units on hand		(12.87)
31/12/2021	Revaluation - 30/12/2021 @ \$101.350000 (System Price) - 330.000000 Units on hand		12.87

Nichols Superannuation Fund

Detailed Schedule of Fund Assets

As at 30 June 2022

Transaction Date	Description	Units	Amount \$
31/01/2022	Revaluation - 28/01/2022 @ \$101.600000 (System Price) - 330.000000 Units on hand		82.50
28/02/2022	Revaluation - 25/02/2022 @ \$101.251000 (System Price) - 330.000000 Units on hand		(115.17)
31/03/2022	Revaluation - 30/03/2022 @ \$100.621000 (System Price) - 330.000000 Units on hand		(207.90)
30/04/2022	Revaluation - 29/04/2022 @ \$100.810000 (System Price) - 330.000000 Units on hand		62.37
31/05/2022	Revaluation - 30/05/2022 @ \$101.110000 (System Price) - 330.000000 Units on hand		99.00
30/06/2022	Revaluation - 30/06/2022 @ \$99.960000 (System Price) - 330.000000 Units on hand		(379.50)
		330.00	32,986.80
<u>CBAPF - PERLS IX (CBAPF.AX)</u>			
10/03/2017	Commonwealth 5556 - Bank Statement	150.00	15,000.00
30/06/2017	Market valuation adjustment at 30/06/2017		(15,000.00)
30/06/2017	Reversal of deferred allocation from 2017		15,000.00
30/06/2018	Revaluation - 29/06/2018 @ \$101.470000 (System Price) - 150.000000 Units on hand		15,220.50
30/06/2018	Revaluation - 29/06/2018 @ \$101.470000 (System Price) - 150.000000 Units on hand		(15,000.00)
31/01/2019	Revaluation - 30/01/2019 @ \$102.900000 (System Price) - 150.000000 Units on hand		214.50
28/02/2019	Revaluation - 27/02/2019 @ \$102.130000 (System Price) - 150.000000 Units on hand		(115.50)
31/03/2019	Revaluation - 29/03/2019 @ \$101.780000 (System Price) - 150.000000 Units on hand		(52.50)
30/04/2019	Revaluation - 29/04/2019 @ \$103.400000 (System Price) - 150.000000 Units on hand		243.00
30/06/2019	Revaluation - 28/06/2019 @ \$104.500000 (System Price) - 150.000000 Units on hand		165.00
31/10/2019	Revaluation - 30/10/2019 @ \$103.810000 (System Price) - 150.000000 Units on hand		(103.50)
30/06/2020	Revaluation - 30/06/2020 @ \$101.200000 (System Price) - 150.000000 Units on hand		(391.50)
31/12/2020	Revaluation - 30/12/2020 @ \$101.861000 (System Price) - 150.000000 Units on hand		99.15
31/01/2021	Revaluation - 29/01/2021 @ \$102.510000 (System Price) - 150.000000 Units on hand		97.35
28/02/2021	Revaluation - 25/02/2021 @ \$102.530000 (System Price) - 150.000000 Units on hand		3.00
31/03/2021	Revaluation - 30/03/2021 @ \$101.680000 (System Price) - 150.000000 Units on hand		(127.50)
30/04/2021	Revaluation - 29/04/2021 @ \$102.200000 (System Price) - 150.000000 Units on hand		78.00
31/05/2021	Revaluation - 28/05/2021 @ \$101.961000 (System Price) - 150.000000 Units on hand		(35.85)
30/06/2021	Revaluation - 29/06/2021 @ \$101.950000 (System Price) - 150.000000 Units on hand		(1.65)
30/06/2021	Revaluation - 30/06/2021 @ \$102.000000 (System Price) - 150.000000 Units on hand		7.50
30/11/2021	Revaluation - 29/11/2021 @ \$101.251000 (System Price) - 150.000000 Units on hand		(112.35)
31/12/2021	Revaluation - 30/12/2021 @ \$100.711000 (System Price) - 150.000000 Units on hand		(81.00)
31/01/2022	Revaluation - 28/01/2022 @ \$100.500000 (System Price) - 150.000000 Units on hand		(31.65)
28/02/2022	Revaluation - 25/02/2022 @ \$100.700000 (System Price) - 150.000000 Units on hand		30.00
31/03/2022	Revaluation - 21/03/2022 @ \$99.910000 (System Price) - 150.000000 Units on hand		(118.50)
31/03/2022	001276450478 CBA NEW ZEALAND	(150.00)	(15,000.00)
31/03/2022	Unrealised Gain writeback as at 31/03/2022		13.50

Nichols Superannuation Fund

Detailed Schedule of Fund Assets

As at 30 June 2022

Transaction Date	Description	Units	Amount \$
		0.00	0.00
<u>Commonwealth Bank Of Australia CBAPG (CBAPG.AX)</u>			
26/03/2018	BOUGHT 300 CBAPG PERLS X UNITS	300.00	30,000.00
30/06/2018	Revaluation - 29/06/2018 @ \$98.110000 (System Price) - 300.000000 Units on hand		(567.00)
31/01/2019	Revaluation - 30/01/2019 @ \$99.350000 (System Price) - 300.000000 Units on hand		372.00
28/02/2019	Revaluation - 27/02/2019 @ \$99.000000 (System Price) - 300.000000 Units on hand		(105.00)
31/03/2019	Revaluation - 29/03/2019 @ \$98.900000 (System Price) - 300.000000 Units on hand		(30.00)
30/04/2019	Revaluation - 29/04/2019 @ \$99.120000 (System Price) - 300.000000 Units on hand		66.00
30/06/2019	Revaluation - 28/06/2019 @ \$102.900000 (System Price) - 300.000000 Units on hand		1,134.00
31/10/2019	Revaluation - 30/10/2019 @ \$103.380000 (System Price) - 300.000000 Units on hand		144.00
30/06/2020	Revaluation - 30/06/2020 @ \$99.520000 (System Price) - 300.000000 Units on hand		(1,158.00)
31/12/2020	Revaluation - 30/12/2020 @ \$101.850000 (System Price) - 300.000000 Units on hand		699.00
31/01/2021	Revaluation - 29/01/2021 @ \$103.360000 (System Price) - 300.000000 Units on hand		453.00
28/02/2021	Revaluation - 25/02/2021 @ \$103.410000 (System Price) - 300.000000 Units on hand		15.00
31/03/2021	Revaluation - 30/03/2021 @ \$102.801000 (System Price) - 300.000000 Units on hand		(182.70)
30/04/2021	Revaluation - 29/04/2021 @ \$103.850000 (System Price) - 300.000000 Units on hand		314.70
31/05/2021	Revaluation - 28/05/2021 @ \$103.940000 (System Price) - 300.000000 Units on hand		27.00
30/06/2021	Revaluation - 29/06/2021 @ \$103.620000 (System Price) - 300.000000 Units on hand		(96.00)
30/06/2021	Revaluation - 30/06/2021 @ \$104.000000 (System Price) - 300.000000 Units on hand		114.00
30/11/2021	Revaluation - 29/11/2021 @ \$105.000000 (System Price) - 300.000000 Units on hand		300.00
31/12/2021	Revaluation - 30/12/2021 @ \$105.350000 (System Price) - 300.000000 Units on hand		105.00
31/01/2022	Revaluation - 28/01/2022 @ \$104.900000 (System Price) - 300.000000 Units on hand		(135.00)
28/02/2022	Revaluation - 25/02/2022 @ \$104.980000 (System Price) - 300.000000 Units on hand		24.00
31/03/2022	Revaluation - 30/03/2022 @ \$104.280000 (System Price) - 300.000000 Units on hand		(210.00)
30/04/2022	Revaluation - 29/04/2022 @ \$105.150000 (System Price) - 300.000000 Units on hand		261.00
31/05/2022	Revaluation - 30/05/2022 @ \$102.900000 (System Price) - 300.000000 Units on hand		(675.00)
30/06/2022	Revaluation - 30/06/2022 @ \$101.700000 (System Price) - 300.000000 Units on hand		(360.00)
		300.00	30,510.00
<u>Commonwealth Bank Of Australia (CBAPIX)</u>			
07/11/2019	Perls 12 Transfer to xx1608	400.00	40,000.00
30/06/2020	Revaluation - 30/06/2020 @ \$96.350000 (System Price) - 400.000000 Units on hand		(1,460.00)
31/12/2020	Revaluation - 30/12/2020 @ \$99.550000 (System Price) - 400.000000 Units on hand		1,280.00
31/01/2021	Revaluation - 29/01/2021 @ \$100.750000 (System Price) - 400.000000 Units on hand		480.00
28/02/2021	Revaluation - 25/02/2021 @ \$101.700000 (System Price) - 400.000000 Units on hand		380.00
31/03/2021	Revaluation - 30/03/2021 @ \$101.030000 (System Price) - 400.000000 Units on hand		(268.00)

Nichols Superannuation Fund

Detailed Schedule of Fund Assets

As at 30 June 2022

Transaction Date	Description	Units	Amount \$
30/04/2021	Revaluation - 29/04/2021 @ \$101.920000 (System Price) - 400.000000 Units on hand		356.00
31/05/2021	Revaluation - 28/05/2021 @ \$102.050000 (System Price) - 400.000000 Units on hand		52.00
30/06/2021	Revaluation - 29/06/2021 @ \$102.110000 (System Price) - 400.000000 Units on hand		24.00
30/06/2021	Revaluation - 30/06/2021 @ \$102.320000 (System Price) - 400.000000 Units on hand		84.00
30/11/2021	Revaluation - 29/11/2021 @ \$103.450000 (System Price) - 400.000000 Units on hand		452.00
31/12/2021	Revaluation - 30/12/2021 @ \$104.480000 (System Price) - 400.000000 Units on hand		412.00
31/01/2022	Revaluation - 28/01/2022 @ \$103.480000 (System Price) - 400.000000 Units on hand		(400.00)
28/02/2022	Revaluation - 25/02/2022 @ \$104.190000 (System Price) - 400.000000 Units on hand		284.00
31/03/2022	Revaluation - 30/03/2022 @ \$102.250000 (System Price) - 400.000000 Units on hand		(776.00)
30/04/2022	Revaluation - 29/04/2022 @ \$103.300000 (System Price) - 400.000000 Units on hand		420.00
31/05/2022	Revaluation - 30/05/2022 @ \$101.880000 (System Price) - 400.000000 Units on hand		(568.00)
30/06/2022	Revaluation - 30/06/2022 @ \$99.890000 (System Price) - 400.000000 Units on hand		(796.00)
		400.00	39,956.00
<u>Ingham Group Limited - Ordinary Shares (ING.AX)</u>			
11/11/2016	Commonwealth 5556 - Bank Statement	2,285.00	7,197.75
04/04/2017	Disposal of 2,285.0000 units purchased on 11/11/2016 in Ingham Group Limited - Ordinary Shares	(2,285.00)	(7,197.75)
		0.00	0.00
<u>National Australia Bank Limited (NAB.AX)</u>			
14/03/2017	Commonwealth 5556 - Bank Statement	400.00	13,293.95
30/06/2017	Market valuation adjustment at 30/06/2017		(1,457.95)
30/06/2018	Revaluation - 29/06/2018 @ \$27.410000 (System Price) - 400.000000 Units on hand		(872.00)
31/01/2019	Revaluation - 30/01/2019 @ \$24.250000 (System Price) - 400.000000 Units on hand		(1,264.00)
28/02/2019	Revaluation - 27/02/2019 @ \$24.810000 (System Price) - 400.000000 Units on hand		224.00
31/03/2019	Revaluation - 29/03/2019 @ \$25.270000 (System Price) - 400.000000 Units on hand		184.00
30/04/2019	Revaluation - 29/04/2019 @ \$25.440000 (System Price) - 400.000000 Units on hand		68.00
30/06/2019	Revaluation - 28/06/2019 @ \$26.720000 (System Price) - 400.000000 Units on hand		512.00
31/10/2019	Revaluation - 30/10/2019 @ \$28.930000 (System Price) - 400.000000 Units on hand		884.00
30/06/2020	Revaluation - 30/06/2020 @ \$18.220000 (System Price) - 400.000000 Units on hand		(4,284.00)
31/12/2020	Revaluation - 30/12/2020 @ \$23.030000 (System Price) - 400.000000 Units on hand		1,924.00
31/01/2021	Revaluation - 29/01/2021 @ \$23.540000 (System Price) - 400.000000 Units on hand		204.00
28/02/2021	Revaluation - 25/02/2021 @ \$25.150000 (System Price) - 400.000000 Units on hand		644.00
31/03/2021	Revaluation - 30/03/2021 @ \$25.910000 (System Price) - 400.000000 Units on hand		304.00
30/04/2021	Revaluation - 29/04/2021 @ \$26.770000 (System Price) - 400.000000 Units on hand		344.00
31/05/2021	Revaluation - 28/05/2021 @ \$27.090000 (System Price) - 400.000000 Units on hand		128.00
30/06/2021	Revaluation - 29/06/2021 @ \$26.110000 (System Price) - 400.000000 Units on hand		(392.00)

Nichols Superannuation Fund

Detailed Schedule of Fund Assets

As at 30 June 2022

Transaction Date	Description	Units	Amount \$
30/06/2021	Revaluation - 30/06/2021 @ \$26.220000 (System Price) - 400.000000 Units on hand		44.00
30/11/2021	Revaluation - 29/11/2021 @ \$27.200000 (System Price) - 400.000000 Units on hand		392.00
31/12/2021	Revaluation - 30/12/2021 @ \$29.320000 (System Price) - 400.000000 Units on hand		848.00
31/01/2022	Revaluation - 28/01/2022 @ \$27.650000 (System Price) - 400.000000 Units on hand		(668.00)
28/02/2022	Revaluation - 25/02/2022 @ \$28.910000 (System Price) - 400.000000 Units on hand		504.00
31/03/2022	Revaluation - 30/03/2022 @ \$32.370000 (System Price) - 400.000000 Units on hand		1,384.00
30/04/2022	Revaluation - 29/04/2022 @ \$32.630000 (System Price) - 400.000000 Units on hand		104.00
31/05/2022	Revaluation - 30/05/2022 @ \$31.850000 (System Price) - 400.000000 Units on hand		(312.00)
30/06/2022	Revaluation - 30/06/2022 @ \$27.390000 (System Price) - 400.000000 Units on hand		(1,784.00)
		400.00	10,956.00
<u>QBE Insurance Group Limited (QBE.AX)</u>			
10/02/2009	Accounting for original cost of Investment	439.00	10,024.64
30/06/2015	Revaluation		(4,023.51)
30/06/2016	Market valuation adjustment at 30/06/2016		(1,422.36)
30/06/2017	Market valuation adjustment at 30/06/2017		605.82
30/06/2018	Revaluation - 29/06/2018 @ \$9.740000 (System Price) - 439.000000 Units on hand		(908.73)
31/01/2019	Revaluation - 30/01/2019 @ \$10.680000 (System Price) - 439.000000 Units on hand		412.66
28/02/2019	Revaluation - 27/02/2019 @ \$12.120000 (System Price) - 439.000000 Units on hand		632.16
31/03/2019	Revaluation - 29/03/2019 @ \$12.310000 (System Price) - 439.000000 Units on hand		83.41
30/04/2019	Revaluation - 29/04/2019 @ \$12.950000 (System Price) - 439.000000 Units on hand		280.96
30/06/2019	Revaluation - 28/06/2019 @ \$11.830000 (System Price) - 439.000000 Units on hand		(491.68)
31/10/2019	Revaluation - 30/10/2019 @ \$12.590000 (System Price) - 439.000000 Units on hand		333.64
30/06/2020	Revaluation - 30/06/2020 @ \$8.860000 (System Price) - 439.000000 Units on hand		(1,637.47)
31/12/2020	Revaluation - 30/12/2020 @ \$8.690000 (System Price) - 439.000000 Units on hand		(74.63)
31/01/2021	Revaluation - 29/01/2021 @ \$8.030000 (System Price) - 439.000000 Units on hand		(289.74)
28/02/2021	Revaluation - 25/02/2021 @ \$9.520000 (System Price) - 439.000000 Units on hand		654.11
31/03/2021	Revaluation - 30/03/2021 @ \$9.460000 (System Price) - 439.000000 Units on hand		(26.34)
30/04/2021	Revaluation - 29/04/2021 @ \$9.740000 (System Price) - 439.000000 Units on hand		122.92
31/05/2021	Revaluation - 28/05/2021 @ \$11.020000 (System Price) - 439.000000 Units on hand		561.92
30/06/2021	Revaluation - 29/06/2021 @ \$10.770000 (System Price) - 439.000000 Units on hand		(109.75)
30/06/2021	Revaluation - 30/06/2021 @ \$10.790000 (System Price) - 439.000000 Units on hand		8.78
30/11/2021	Revaluation - 29/11/2021 @ \$11.600000 (System Price) - 439.000000 Units on hand		355.59
31/12/2021	Revaluation - 30/12/2021 @ \$11.490000 (System Price) - 439.000000 Units on hand		(48.29)
31/01/2022	Revaluation - 28/01/2022 @ \$11.110000 (System Price) - 439.000000 Units on hand		(166.82)
28/02/2022	Revaluation - 25/02/2022 @ \$11.780000 (System Price) - 439.000000 Units on hand		294.13

Nichols Superannuation Fund

Detailed Schedule of Fund Assets

As at 30 June 2022

Transaction Date	Description	Units	Amount \$
31/03/2022	Revaluation - 30/03/2022 @ \$11.660000 (System Price) - 439.000000 Units on hand		(52.68)
30/04/2022	Revaluation - 29/04/2022 @ \$12.320000 (System Price) - 439.000000 Units on hand		289.74
31/05/2022	Revaluation - 30/05/2022 @ \$12.310000 (System Price) - 439.000000 Units on hand		(4.39)
30/06/2022	Revaluation - 30/06/2022 @ \$12.150000 (System Price) - 439.000000 Units on hand		(70.24)
		439.00	5,333.85
<u>South32 Limited (S32.AX)</u>			
16/03/2015	Demerger: 302 units 2.3564	0.00	711.64
16/03/2015	Demerger: 302 units 2.3564	302.00	0.00
30/06/2015	Revaluation		540.58
30/06/2015	Market valuation adjustment at 30/06/2015		(711.64)
30/06/2016	Market valuation adjustment at 30/06/2016		(75.50)
04/04/2017	Disposal of 302.0000 units purchased on 10/02/2009 in South 32 Limited Fpo Ordinary Fully Paid	0.00	(711.64)
04/04/2017	Disposal of 302.0000 units purchased on 16/03/2015 in South 32 Limited Fpo Ordinary Fully Paid	(302.00)	0.00
30/06/2017	Market valuation adjustment at 30/06/2017		246.56
		0.00	0.00
<u>Suncorp Group Limited (SUN.AX)</u>			
31/10/2016	Commonwealth 5556 - Bank Statement	1,000.00	12,359.95
30/06/2017	Market valuation adjustment at 30/06/2017		2,460.05
30/06/2018	Revaluation - 29/06/2018 @ \$14.590000 (System Price) - 1,000.000000 Units on hand		(230.00)
31/01/2019	Revaluation - 30/01/2019 @ \$13.000000 (System Price) - 1,000.000000 Units on hand		(1,590.00)
28/02/2019	Revaluation - 27/02/2019 @ \$13.330000 (System Price) - 1,000.000000 Units on hand		330.00
31/03/2019	Revaluation - 29/03/2019 @ \$13.780000 (System Price) - 1,000.000000 Units on hand		450.00
30/04/2019	Revaluation - 29/04/2019 @ \$13.400000 (System Price) - 1,000.000000 Units on hand		(380.00)
30/06/2019	Revaluation - 28/06/2019 @ \$13.470000 (System Price) - 1,000.000000 Units on hand		70.00
01/10/2019	971 for 1000 share consolidation of SUN.AX	(29.00)	0.00
24/10/2019	SUN CAP RETURN [In conjunction with the consolidation, a capital return of 39 cents per ordinary share will be paid on 24 October 2019 to all ordinary shareholders recorded on the register at 7:00pm (AEST) on 1 October 2019.]	0.00	(390.00)
31/10/2019	Revaluation - 30/10/2019 @ \$13.390000 (System Price) - 1,000.000000 Units on hand		(80.00)
30/06/2020	Revaluation - 30/06/2020 @ \$9.230000 (System Price) - 971.000000 Units on hand		(4,037.67)
31/12/2020	Revaluation - 30/12/2020 @ \$9.900000 (System Price) - 971.000000 Units on hand		650.57
31/01/2021	Revaluation - 29/01/2021 @ \$10.080000 (System Price) - 971.000000 Units on hand		174.78
28/02/2021	Revaluation - 25/02/2021 @ \$10.260000 (System Price) - 971.000000 Units on hand		174.78
31/03/2021	Revaluation - 30/03/2021 @ \$9.750000 (System Price) - 971.000000 Units on hand		(495.21)
30/04/2021	Revaluation - 29/04/2021 @ \$10.640000 (System Price) - 971.000000 Units on hand		864.19
31/05/2021	Revaluation - 28/05/2021 @ \$11.170000 (System Price) - 971.000000 Units on hand		514.63
30/06/2021	Revaluation - 29/06/2021 @ \$10.900000 (System Price) - 971.000000 Units on hand		(262.17)
30/06/2021	Revaluation - 30/06/2021 @ \$11.110000 (System Price) - 971.000000 Units on hand		203.91

Nichols Superannuation Fund

Detailed Schedule of Fund Assets

As at 30 June 2022

Transaction Date	Description	Units	Amount \$
30/11/2021	Revaluation - 29/11/2021 @ \$10.650000 (System Price) - 971.000000 Units on hand		(446.66)
31/12/2021	Revaluation - 30/12/2021 @ \$11.260000 (System Price) - 971.000000 Units on hand		592.31
31/01/2022	Revaluation - 28/01/2022 @ \$11.160000 (System Price) - 971.000000 Units on hand		(97.10)
28/02/2022	Revaluation - 25/02/2022 @ \$11.130000 (System Price) - 971.000000 Units on hand		(29.13)
31/03/2022	Revaluation - 30/03/2022 @ \$11.210000 (System Price) - 971.000000 Units on hand		77.68
30/04/2022	Revaluation - 29/04/2022 @ \$11.460000 (System Price) - 971.000000 Units on hand		242.75
31/05/2022	Revaluation - 30/05/2022 @ \$12.120000 (System Price) - 971.000000 Units on hand		640.86
30/06/2022	Revaluation - 30/06/2022 @ \$10.980000 (System Price) - 971.000000 Units on hand		(1,106.94)
		971.00	10,661.58
<u>Sunpf - Cap Notes-Bbsw + 4.10% Perp Non-Cum T-06-22 (SUNPF,AX)</u>			
10/04/2017	Commonwealth 5556 - Bank Statement	200.00	20,000.00
30/06/2017	Market valuation adjustment at 30/06/2017		578.00
30/06/2018	Revaluation - 29/06/2018 @ \$102.199000 (System Price) - 200.000000 Units on hand		(138.20)
31/01/2019	Revaluation - 30/01/2019 @ \$103.701000 (System Price) - 200.000000 Units on hand		300.40
28/02/2019	Revaluation - 27/02/2019 @ \$103.000000 (System Price) - 200.000000 Units on hand		(140.20)
31/03/2019	Revaluation - 29/03/2019 @ \$103.170000 (System Price) - 200.000000 Units on hand		34.00
30/04/2019	Revaluation - 29/04/2019 @ \$103.100000 (System Price) - 200.000000 Units on hand		(14.00)
30/06/2019	Revaluation - 28/06/2019 @ \$105.100000 (System Price) - 200.000000 Units on hand		400.00
31/10/2019	Revaluation - 30/10/2019 @ \$104.900000 (System Price) - 200.000000 Units on hand		(40.00)
30/06/2020	Revaluation - 30/06/2020 @ \$101.438000 (System Price) - 200.000000 Units on hand		(692.40)
31/12/2020	Revaluation - 30/12/2020 @ \$101.960000 (System Price) - 200.000000 Units on hand		104.40
31/01/2021	Revaluation - 29/01/2021 @ \$102.680000 (System Price) - 200.000000 Units on hand		144.00
28/02/2021	Revaluation - 25/02/2021 @ \$102.840000 (System Price) - 200.000000 Units on hand		32.00
31/03/2021	Revaluation - 30/03/2021 @ \$102.110000 (System Price) - 200.000000 Units on hand		(146.00)
30/04/2021	Revaluation - 29/04/2021 @ \$103.400000 (System Price) - 200.000000 Units on hand		258.00
31/05/2021	Revaluation - 28/05/2021 @ \$102.300000 (System Price) - 200.000000 Units on hand		(220.00)
30/06/2021	Revaluation - 29/06/2021 @ \$102.100000 (System Price) - 200.000000 Units on hand		(40.00)
30/06/2021	Revaluation - 30/06/2021 @ \$102.490000 (System Price) - 200.000000 Units on hand		78.00
30/11/2021	Revaluation - 29/11/2021 @ \$102.100000 (System Price) - 200.000000 Units on hand		(78.00)
31/12/2021	Revaluation - 30/12/2021 @ \$102.010000 (System Price) - 200.000000 Units on hand		(18.00)
31/01/2022	Revaluation - 28/01/2022 @ \$101.350000 (System Price) - 200.000000 Units on hand		(132.00)
28/02/2022	Revaluation - 25/02/2022 @ \$101.750000 (System Price) - 200.000000 Units on hand		80.00
31/03/2022	Revaluation - 30/03/2022 @ \$100.800000 (System Price) - 200.000000 Units on hand		(190.00)
30/04/2022	Revaluation - 29/04/2022 @ \$100.790000 (System Price) - 200.000000 Units on hand		(2.00)

Nichols Superannuation Fund

Detailed Schedule of Fund Assets

As at 30 June 2022

Transaction Date	Description	Units	Amount \$
31/05/2022	Revaluation - 30/05/2022 @ \$100.600000 (System Price) - 200.000000 Units on hand		(38.00)
17/06/2022	001278158979 SUNPF REDEMPTION	(200.00)	(20,000.00)
17/06/2022	Unrealised Gain writeback as at 17/06/2022		(120.00)
		0.00	0.00
<u>Swtz - Fully Paid Ordinary (SWTZ.AX)</u>			
13/03/2017	Commonwealth 5556 - Bank Statement	4,000.00	10,109.95
30/06/2017	Market valuation adjustment at 30/06/2017		(109.95)
05/01/2018	Direct Credit 062895 Commonwealth Sec Commsec	(1,000.00)	(2,527.49)
05/01/2018	Unrealised Gain writeback as at 05/01/2018		27.49
30/06/2018	Revaluation - 29/06/2018 @ \$2.620000 (System Price) - 3,000.000000 Units on hand		360.00
31/01/2019	Revaluation - 30/01/2019 @ \$2.350000 (System Price) - 3,000.000000 Units on hand		(810.00)
28/02/2019	Revaluation - 27/02/2019 @ \$2.470000 (System Price) - 3,000.000000 Units on hand		360.00
31/03/2019	Revaluation - 29/03/2019 @ \$2.500000 (System Price) - 3,000.000000 Units on hand		90.00
30/04/2019	Revaluation - 29/04/2019 @ \$2.520000 (System Price) - 3,000.000000 Units on hand		60.00
24/06/2019	Sell SWTZ 3,000 units @ 2.6000	(3,000.00)	(7,582.46)
24/06/2019	Unrealised Gain writeback as at 24/06/2019		22.46
		0.00	0.00
<u>Telstra Corporation Limited. (TLS.AX)</u>			
10/02/2009	Accounting for original cost of Investment	5,479.00	20,031.35
30/06/2015	Revaluation		13,609.71
30/06/2016	Market valuation adjustment at 30/06/2016		(3,177.82)
30/06/2017	Market valuation adjustment at 30/06/2017		(6,903.54)
30/06/2018	Revaluation - 29/06/2018 @ \$2.620000 (System Price) - 5,479.000000 Units on hand		(9,204.72)
31/01/2019	Revaluation - 30/01/2019 @ \$3.190000 (System Price) - 5,479.000000 Units on hand		3,123.03
28/02/2019	Revaluation - 27/02/2019 @ \$3.130000 (System Price) - 5,479.000000 Units on hand		(328.74)
31/03/2019	Revaluation - 29/03/2019 @ \$3.320000 (System Price) - 5,479.000000 Units on hand		1,041.01
30/04/2019	Revaluation - 29/04/2019 @ \$3.360000 (System Price) - 5,479.000000 Units on hand		219.16
30/06/2019	Revaluation - 28/06/2019 @ \$3.850000 (System Price) - 5,479.000000 Units on hand		2,684.71
31/10/2019	Revaluation - 30/10/2019 @ \$3.490000 (System Price) - 5,479.000000 Units on hand		(1,972.44)
30/06/2020	Revaluation - 30/06/2020 @ \$3.130000 (System Price) - 5,479.000000 Units on hand		(1,972.44)
31/12/2020	Revaluation - 30/12/2020 @ \$3.000000 (System Price) - 5,479.000000 Units on hand		(712.27)
31/01/2021	Revaluation - 29/01/2021 @ \$3.120000 (System Price) - 5,479.000000 Units on hand		657.48
28/02/2021	Revaluation - 25/02/2021 @ \$3.170000 (System Price) - 5,479.000000 Units on hand		273.95
31/03/2021	Revaluation - 30/03/2021 @ \$3.430000 (System Price) - 5,479.000000 Units on hand		1,424.54
30/04/2021	Revaluation - 29/04/2021 @ \$3.390000 (System Price) - 5,479.000000 Units on hand		(219.16)
31/05/2021	Revaluation - 28/05/2021 @ \$3.490000 (System Price) - 5,479.000000 Units on hand		547.90
30/06/2021	Revaluation - 29/06/2021 @ \$3.600000 (System Price) - 5,479.000000 Units on hand		602.69
30/06/2021	Revaluation - 30/06/2021 @ \$3.760000 (System Price) - 5,479.000000 Units on hand		876.64

Nichols Superannuation Fund

Detailed Schedule of Fund Assets

As at 30 June 2022

Transaction Date	Description	Units	Amount \$
30/11/2021	Revaluation - 29/11/2021 @ \$4.000000 (System Price) - 5,479.000000 Units on hand		1,314.96
31/12/2021	Revaluation - 30/12/2021 @ \$4.200000 (System Price) - 5,479.000000 Units on hand		1,095.80
31/01/2022	Revaluation - 28/01/2022 @ \$3.960000 (System Price) - 5,479.000000 Units on hand		(1,314.96)
28/02/2022	Revaluation - 25/02/2022 @ \$3.940000 (System Price) - 5,479.000000 Units on hand		(109.58)
31/03/2022	Revaluation - 30/03/2022 @ \$3.900000 (System Price) - 5,479.000000 Units on hand		(219.16)
30/04/2022	Revaluation - 29/04/2022 @ \$4.040000 (System Price) - 5,479.000000 Units on hand		767.06
31/05/2022	Revaluation - 30/05/2022 @ \$3.930000 (System Price) - 5,479.000000 Units on hand		(602.69)
30/06/2022	Revaluation - 30/06/2022 @ \$3.850000 (System Price) - 5,479.000000 Units on hand		(438.32)
		5,479.00	21,094.15
<u>Westpac Banking Corporation (WBC.AX)</u>			
10/02/2009	Accounting for original cost of Investment	593.00	9,568.44
30/06/2015	Revaluation		9,496.51
20/11/2015	SF Transaction	26.00	0.00
30/06/2016	Market valuation adjustment at 30/06/2016		(866.35)
30/06/2017	Market valuation adjustment at 30/06/2017		687.09
30/06/2018	Revaluation - 29/06/2018 @ \$29.300000 (System Price) - 619.000000 Units on hand		(748.99)
31/01/2019	Revaluation - 30/01/2019 @ \$25.190000 (System Price) - 619.000000 Units on hand		(2,544.09)
28/02/2019	Revaluation - 27/02/2019 @ \$26.700000 (System Price) - 619.000000 Units on hand		934.69
31/03/2019	Revaluation - 29/03/2019 @ \$25.920000 (System Price) - 619.000000 Units on hand		(482.82)
30/04/2019	Revaluation - 29/04/2019 @ \$27.580000 (System Price) - 619.000000 Units on hand		1,027.54
30/06/2019	Revaluation - 28/06/2019 @ \$28.360000 (System Price) - 619.000000 Units on hand		482.82
31/10/2019	Revaluation - 30/10/2019 @ \$28.550000 (System Price) - 619.000000 Units on hand		117.61
30/06/2020	Revaluation - 30/06/2020 @ \$17.950000 (System Price) - 619.000000 Units on hand		(6,561.40)
31/12/2020	Revaluation - 30/12/2020 @ \$19.660000 (System Price) - 619.000000 Units on hand		1,058.49
31/01/2021	Revaluation - 29/01/2021 @ \$21.130000 (System Price) - 619.000000 Units on hand		909.93
28/02/2021	Revaluation - 25/02/2021 @ \$24.360000 (System Price) - 619.000000 Units on hand		1,999.37
30/04/2021	Revaluation - 29/04/2021 @ \$25.190000 (System Price) - 619.000000 Units on hand		513.77
31/05/2021	Revaluation - 28/05/2021 @ \$26.460000 (System Price) - 619.000000 Units on hand		786.13
30/06/2021	Revaluation - 29/06/2021 @ \$25.860000 (System Price) - 619.000000 Units on hand		(371.40)
30/06/2021	Revaluation - 30/06/2021 @ \$25.810000 (System Price) - 619.000000 Units on hand		(30.95)
30/11/2021	Revaluation - 29/11/2021 @ \$20.920000 (System Price) - 619.000000 Units on hand		(3,026.91)
31/12/2021	Revaluation - 30/12/2021 @ \$21.500000 (System Price) - 619.000000 Units on hand		359.02
31/01/2022	Revaluation - 28/01/2022 @ \$20.630000 (System Price) - 619.000000 Units on hand		(538.53)
28/02/2022	Revaluation - 25/02/2022 @ \$22.830000 (System Price) - 619.000000 Units on hand		1,361.80
31/03/2022	Revaluation - 30/03/2022 @ \$24.510000 (System Price) - 619.000000 Units on hand		1,039.92

Nichols Superannuation Fund

Detailed Schedule of Fund Assets

As at 30 June 2022

Transaction Date	Description	Units	Amount \$
30/04/2022	Revaluation - 29/04/2022 @ \$23.870000 (System Price) - 619.000000 Units on hand		(396.16)
31/05/2022	Revaluation - 30/05/2022 @ \$24.220000 (System Price) - 619.000000 Units on hand		216.65
30/06/2022	Revaluation - 30/06/2022 @ \$19.500000 (System Price) - 619.000000 Units on hand		(2,921.68)
		619.00	12,070.50
<u>Westpac Banking Corp Nyr3gut Cap Note 2 (WBCPE.AX)</u>			
23/06/2014	Accounting for original cost of Investment	300.00	30,000.00
30/06/2015	Revaluation		(1,620.00)
30/06/2016	Market valuation adjustment at 30/06/2016		(1,410.00)
30/06/2017	Market valuation adjustment at 30/06/2017		2,865.30
30/06/2018	Revaluation - 29/06/2018 @ \$98.670000 (System Price) - 300.000000 Units on hand		(234.30)
31/01/2019	Revaluation - 30/01/2019 @ \$99.900000 (System Price) - 300.000000 Units on hand		369.00
28/02/2019	Revaluation - 27/02/2019 @ \$99.000000 (System Price) - 300.000000 Units on hand		(270.00)
31/03/2019	Revaluation - 29/03/2019 @ \$99.640000 (System Price) - 300.000000 Units on hand		192.00
30/04/2019	Revaluation - 29/04/2019 @ \$99.960000 (System Price) - 300.000000 Units on hand		96.00
30/06/2019	Revaluation - 28/06/2019 @ \$102.050000 (System Price) - 300.000000 Units on hand		627.00
31/10/2019	Revaluation - 30/10/2019 @ \$101.650000 (System Price) - 300.000000 Units on hand		(120.00)
30/06/2020	Revaluation - 30/06/2020 @ \$99.910000 (System Price) - 300.000000 Units on hand		(522.00)
31/12/2020	Revaluation - 30/12/2020 @ \$100.750000 (System Price) - 300.000000 Units on hand		252.00
31/01/2021	Revaluation - 29/01/2021 @ \$101.550000 (System Price) - 300.000000 Units on hand		240.00
28/02/2021	Revaluation - 25/02/2021 @ \$101.411000 (System Price) - 300.000000 Units on hand		(41.70)
31/03/2021	Revaluation - 30/03/2021 @ \$101.100000 (System Price) - 300.000000 Units on hand		(93.30)
30/04/2021	Revaluation - 29/04/2021 @ \$101.980000 (System Price) - 300.000000 Units on hand		264.00
31/05/2021	Revaluation - 28/05/2021 @ \$101.400000 (System Price) - 300.000000 Units on hand		(174.00)
30/06/2021	Revaluation - 29/06/2021 @ \$101.820000 (System Price) - 300.000000 Units on hand		126.00
30/06/2021	Revaluation - 30/06/2021 @ \$101.620000 (System Price) - 300.000000 Units on hand		(60.00)
30/11/2021	Revaluation - 29/11/2021 @ \$101.250000 (System Price) - 300.000000 Units on hand		(111.00)
31/12/2021	Revaluation - 30/12/2021 @ \$101.400000 (System Price) - 300.000000 Units on hand		45.00
31/01/2022	Revaluation - 28/01/2022 @ \$101.640000 (System Price) - 300.000000 Units on hand		72.00
28/02/2022	Revaluation - 25/02/2022 @ \$101.660000 (System Price) - 300.000000 Units on hand		6.00
31/03/2022	Revaluation - 30/03/2022 @ \$100.700000 (System Price) - 300.000000 Units on hand		(288.00)
30/04/2022	Revaluation - 29/04/2022 @ \$100.850000 (System Price) - 300.000000 Units on hand		45.00
31/05/2022	Revaluation - 30/05/2022 @ \$101.000000 (System Price) - 300.000000 Units on hand		45.00
30/06/2022	Revaluation - 30/06/2022 @ \$99.710000 (System Price) - 300.000000 Units on hand		(387.00)
		300.00	29,913.00
<u>Westpac Banking Corp Def Set - Cap Note 4 (WBCPG.AX)</u>			
20/06/2016	Bank Statement	200.00	20,000.00

Nichols Superannuation Fund

Detailed Schedule of Fund Assets

As at 30 June 2022

Transaction Date	Description	Units	Amount \$
30/06/2016	Market valuation adjustment at 30/06/2016		(20,000.00)
30/06/2017	Market valuation adjustment at 30/06/2017		21,195.00
30/06/2018	Revaluation - 29/06/2018 @ \$104.300000 (System Price) - 200.000000 Units on hand		(335.00)
31/01/2019	Revaluation - 30/01/2019 @ \$105.500000 (System Price) - 200.000000 Units on hand		240.00
28/02/2019	Revaluation - 27/02/2019 @ \$104.790000 (System Price) - 200.000000 Units on hand		(142.00)
31/03/2019	Revaluation - 29/03/2019 @ \$104.801000 (System Price) - 200.000000 Units on hand		2.20
30/04/2019	Revaluation - 29/04/2019 @ \$104.910000 (System Price) - 200.000000 Units on hand		21.80
30/06/2019	Revaluation - 28/06/2019 @ \$105.900000 (System Price) - 200.000000 Units on hand		198.00
31/10/2019	Revaluation - 30/10/2019 @ \$105.500000 (System Price) - 200.000000 Units on hand		(80.00)
30/06/2020	Revaluation - 30/06/2020 @ \$102.300000 (System Price) - 200.000000 Units on hand		(640.00)
31/12/2020	Revaluation - 30/12/2020 @ \$102.500000 (System Price) - 200.000000 Units on hand		40.00
31/01/2021	Revaluation - 29/01/2021 @ \$103.050000 (System Price) - 200.000000 Units on hand		110.00
28/02/2021	Revaluation - 25/02/2021 @ \$103.080000 (System Price) - 200.000000 Units on hand		6.00
31/03/2021	Revaluation - 30/03/2021 @ \$101.800000 (System Price) - 200.000000 Units on hand		(256.00)
30/04/2021	Revaluation - 29/04/2021 @ \$102.320000 (System Price) - 200.000000 Units on hand		104.00
31/05/2021	Revaluation - 28/05/2021 @ \$102.150000 (System Price) - 200.000000 Units on hand		(34.00)
30/06/2021	Revaluation - 29/06/2021 @ \$102.290000 (System Price) - 200.000000 Units on hand		28.00
30/06/2021	Revaluation - 30/06/2021 @ \$101.950000 (System Price) - 200.000000 Units on hand		(68.00)
15/09/2021	Process transfer of capital notes 4 to capital notes 8	(200.00)	(20,000.00)
15/09/2021	Unrealised Gain writeback as at 15/09/2021		(390.00)
30/11/2021	Revaluation - 29/11/2021 @ \$100.400000 (System Price) - 200.000000 Units on hand		(310.00)
31/12/2021	Revaluation - 08/12/2021 @ \$100.689000 (System Price) - 200.000000 Units on hand		57.80
30/06/2022	Revaluation - 30/06/2022 @ \$0.000000 - 0.000000 Units on hand		252.20
		0.00	0.00
<u>Westpac Banking Corporation WBCPH (WBCPH.AX)</u>			
28/02/2018	westpac Cap notes 5bought 300 units at \$100 per unit	300.00	30,000.00
30/06/2018	Revaluation - 29/06/2018 @ \$96.589000 (System Price) - 300.000000 Units on hand		(1,023.30)
31/01/2019	Revaluation - 30/01/2019 @ \$98.280000 (System Price) - 300.000000 Units on hand		507.30
28/02/2019	Revaluation - 27/02/2019 @ \$97.070000 (System Price) - 300.000000 Units on hand		(363.00)
31/03/2019	Revaluation - 29/03/2019 @ \$97.360000 (System Price) - 300.000000 Units on hand		87.00
30/04/2019	Revaluation - 29/04/2019 @ \$97.650000 (System Price) - 300.000000 Units on hand		87.00
30/06/2019	Revaluation - 28/06/2019 @ \$102.100000 (System Price) - 300.000000 Units on hand		1,335.00
31/10/2019	Revaluation - 30/10/2019 @ \$102.200000 (System Price) - 300.000000 Units on hand		30.00
30/06/2020	Revaluation - 30/06/2020 @ \$98.350000 (System Price) - 300.000000 Units on hand		(1,155.00)
31/12/2020	Revaluation - 30/12/2020 @ \$100.660000 (System Price) - 300.000000 Units on hand		693.00
31/01/2021	Revaluation - 29/01/2021 @ \$102.340000 (System Price) -		504.00

Nichols Superannuation Fund

Detailed Schedule of Fund Assets

As at 30 June 2022

Transaction Date	Description	Units	Amount \$
	300.000000 Units on hand		
28/02/2021	Revaluation - 25/02/2021 @ \$102.600000 (System Price) - 300.000000 Units on hand		78.00
31/03/2021	Revaluation - 30/03/2021 @ \$101.970000 (System Price) - 300.000000 Units on hand		(189.00)
30/04/2021	Revaluation - 29/04/2021 @ \$103.490000 (System Price) - 300.000000 Units on hand		456.00
31/05/2021	Revaluation - 28/05/2021 @ \$103.301000 (System Price) - 300.000000 Units on hand		(56.70)
30/06/2021	Revaluation - 29/06/2021 @ \$103.000000 (System Price) - 300.000000 Units on hand		(90.30)
30/06/2021	Revaluation - 30/06/2021 @ \$103.280000 (System Price) - 300.000000 Units on hand		84.00
30/11/2021	Revaluation - 29/11/2021 @ \$103.871000 (System Price) - 300.000000 Units on hand		177.30
31/12/2021	Revaluation - 30/12/2021 @ \$104.500000 (System Price) - 300.000000 Units on hand		188.70
31/01/2022	Revaluation - 28/01/2022 @ \$103.800000 (System Price) - 300.000000 Units on hand		(210.00)
28/02/2022	Revaluation - 25/02/2022 @ \$104.311000 (System Price) - 300.000000 Units on hand		153.30
31/03/2022	Revaluation - 30/03/2022 @ \$103.210000 (System Price) - 300.000000 Units on hand		(330.30)
30/04/2022	Revaluation - 29/04/2022 @ \$104.700000 (System Price) - 300.000000 Units on hand		447.00
31/05/2022	Revaluation - 30/05/2022 @ \$103.330000 (System Price) - 300.000000 Units on hand		(411.00)
30/06/2022	Revaluation - 30/06/2022 @ \$100.510000 (System Price) - 300.000000 Units on hand		(846.00)
		300.00	30,153.00
<u>Westpac Capital Notes 8 (WBCPK.AX)</u>			
15/09/2021	Process transfer of capital notes 4 to capital notes 8	200.00	20,000.00
30/06/2022	Revaluation - 30/06/2022 @ \$97.200000 (System Price) - 200.000000 Units on hand		(560.00)
		200.00	19,440.00
<u>Woodside Energy Group Ltd (WDS.AX)</u>			
01/06/2022	In specie div from BHP / WDS	54.00	1,607.04
30/06/2022	Revaluation - 30/06/2022 @ \$31.840000 (System Price) - 54.000000 Units on hand		112.32
		54.00	1,719.36
<u>Woolworths Group Limited (WOW.AX)</u>			
13/06/2009	Accounting for original cost of investment	345.00	9,548.10
30/06/2015	Revaluation		(246.90)
30/06/2016	Market valuation adjustment at 30/06/2016		(2,094.15)
04/04/2017	Disposal of 345.0000 units purchased on 13/06/2009 in Woolworths Limited - Ordinary Fully Paid	(345.00)	(9,548.10)
30/06/2017	Market valuation adjustment at 30/06/2017		2,341.05
		0.00	0.00
<u>Units in Listed Unit Trusts (Australian) (78200)</u>			
<u>Australia and New Zealand Banking Group Limited - Cap Note 6-Bbsw (ANZPE)</u>			
30/06/2015	Revaluation		(580.80)
30/06/2015	Reposition revaluation		580.80
		0.00	0.00