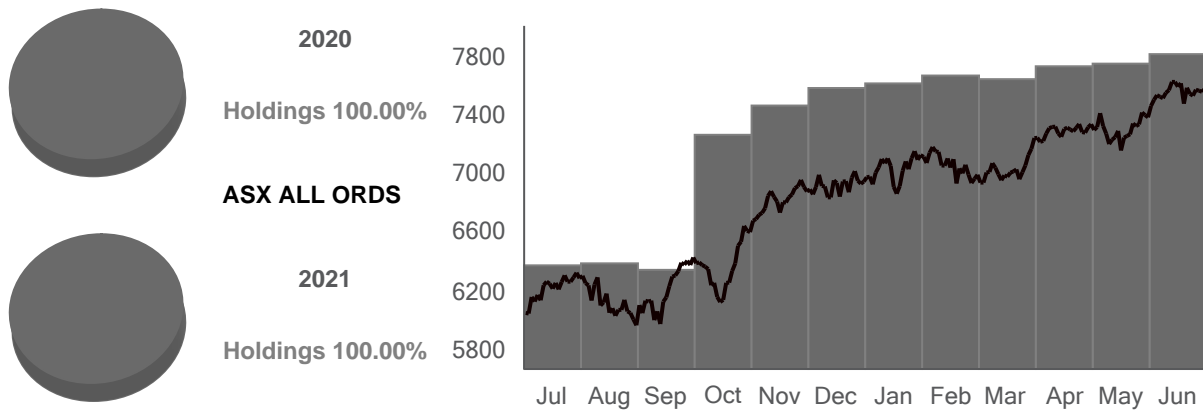


Financial Year Summary

01 Jul 2020 - 30 Jun 2021

Summary Information A/C 302365	+/-	
Holdings valuation at start of period		\$60,416.37
Holdings valuation at end of period	\$123,148.25	\$183,564.62
Portfolio at start of period		\$60,416.37
Portfolio at end of period	\$123,148.25	\$183,564.62
Total portfolio value		\$183,564.62
Total brokerage		\$139.65
Information service fees		\$0.00
Estimated dividends and distributions		\$5,472.69
Estimated franking credits		\$2,345.42



While every effort has been made to provide you with an accurate statement, we give no warranty of accuracy or reliability and take no responsibility for any errors or omissions including negligence by any officers, employees or agents. We encourage you to confirm the information, holdings and valuations contained herein. Information contained in the report may only relate to the period since you commenced our service.

Copyright © 2021 Third Party Platform Pty Limited. All rights reserved.

Macquarie Online Trading is a service provided by Third Party Platform Pty Ltd ("TPP") ABN 74 121 227 905 AFSL No. 314341, at the request of Macquarie Bank Limited ABN 46 008 583 542 AFSL 237502 ("MBL"). TPP is a Participant of the ASX Group. Neither TPP nor MBL are representatives of each other. Some of the fees paid to TPP for the provision of its services will be remitted to MBL. TPP and MBL do not provide personal financial advice in relation to Macquarie Online Trading. You should consider your own financial situation, particular needs and investment objectives before acting on any of the information available on this report.

Holdings valuation

01 Jul 2020 - 30 Jun 2021

Holdings valuation at 1 Jul 2020

\$60,416.37

Equities

ASX code	Description	Quantity	Cost Price	Price	Value
ANZ	ANZ BANK FPO	494	\$28.72	\$18.640	\$9,208.16
BHP	BHP GROUP FPO	396	\$30.69	\$35.820	\$14,184.72
WBC	WESTPAC FPO	531	\$29.48	\$17.950	\$9,531.45
WES	WESFARMER FPO	493	\$37.41	\$44.830	\$22,101.19
WPL	WOODSIDE FPO	249	\$33.91	\$21.650	\$5,390.85
Sub total					\$60,416.37

Holdings valuation at 30 Jun 2021

\$183,564.62

Equities

ASX code	Description	Quantity	Cost Price	Price	Value
ANZ	ANZ BANK FPO	509	\$28.47	\$28.150	\$14,328.35
ASX	ASX FPO	150	\$81.78	\$77.710	\$11,656.50
BHP	BHP GROUP FPO	725	\$33.48	\$48.570	\$35,213.25
FMG	FORTESCUE FPO	1,000	\$16.22	\$23.340	\$23,340.00
NAN	NANOSONICS FPO	2,000	\$5.37	\$5.870	\$11,740.00
TLS	TELSTRA FPO	6,000	\$2.74	\$3.760	\$22,560.00
WBC	WESTPAC FPO	863	\$25.42	\$25.810	\$22,274.03
WES	WESFARMER FPO	512	\$37.79	\$59.100	\$30,259.20
WPL	WOODSIDE FPO	549	\$25.12	\$22.210	\$12,193.29
Sub total					\$183,564.62

While every effort has been made to provide you with an accurate statement, we give no warranty of accuracy or reliability and take no responsibility for any errors or omissions including negligence by any officers, employees or agents. We encourage you to confirm the information, holdings and valuations contained herein. Information contained in the report may only relate to the period since you commenced our service.

Copyright © 2021 Third Party Platform Pty Limited. All rights reserved.

Macquarie Online Trading is a service provided by Third Party Platform Pty Ltd ("TPP") ABN 74 121 227 905 AFSL No. 314341, at the request of Macquarie Bank Limited ABN 46 008 583 542 AFSL 237502 ("MBL"). TPP is a Participant of the ASX Group. Neither TPP nor MBL are representatives of each other. Some of the fees paid to TPP for the provision of its services will be remitted to MBL. TPP and MBL do not provide personal financial advice in relation to Macquarie Online Trading. You should consider your own financial situation, particular needs and investment objectives before acting on any of the information available on this report.

Holdings valuation (continued)

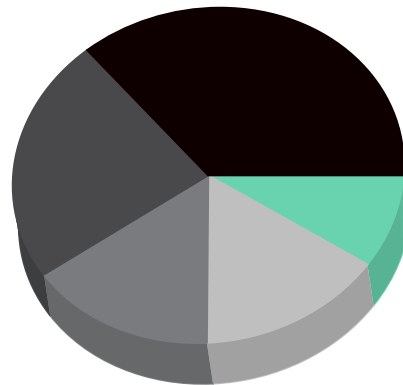
01 Jul 2020 - 30 Jun 2021

Holdings valuation at 1 Jul 2020

\$60,416.37

Holdings composition 1 Jul 2020

WES 36.58% WBC 15.78% WPL 8.92%
BHP 23.48% ANZ 15.24%

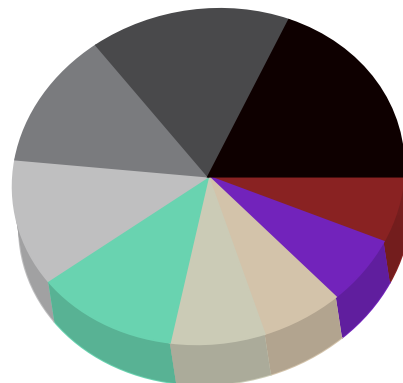


Holdings valuation at 30 Jun 2021

\$183,564.62

Holdings composition 30 Jun 2021

BHP 19.18% TLS 12.29% WPL 6.64%
WES 16.48% WBC 12.13% NAN 6.40%
FMG 12.71% ANZ 7.81% ASX 6.35%



While every effort has been made to provide you with an accurate statement, we give no warranty of accuracy or reliability and take no responsibility for any errors or omissions including negligence by any officers, employees or agents. We encourage you to confirm the information, holdings and valuations contained herein. Information contained in the report may only relate to the period since you commenced our service.

Copyright © 2021 Third Party Platform Pty Limited. All rights reserved.

Macquarie Online Trading is a service provided by Third Party Platform Pty Ltd ("TPP") ABN 74 121 227 905 AFSL No. 314341, at the request of Macquarie Bank Limited ABN 46 008 583 542 AFSL 237502 ("MBL"). TPP is a Participant of the ASX Group. Neither TPP nor MBL are representatives of each other. Some of the fees paid to TPP for the provision of its services will be remitted to MBL. TPP and MBL do not provide personal financial advice in relation to Macquarie Online Trading. You should consider your own financial situation, particular needs and investment objectives before acting on any of the information available on this report.

Transaction summary

01 Jul 2020 - 30 Jun 2021

Equities

ANZ ANZ BANKING GRP LTD ORDINARY

Date	Type	Action	Quantity	Unit price	Trade value	Brokerage	Other fees	GST	Total value
04/04/2019	In	Transfer	200	\$32.2450	\$6,449.00	\$0.00	\$0.00	\$0.00	\$6,449.00
15/04/2019	Buy	B4247743	266	\$26.2400	\$6,979.84	\$18.14	\$0.00	\$1.81	\$6,999.79
01/07/2019	In	Transfer	13	\$27.7900	\$361.27	\$0.00	\$0.00	\$0.00	\$361.27
18/12/2019	In	Transfer	15	\$25.0300	\$375.45	\$0.00	\$0.00	\$0.00	\$375.45
30/09/2020	In	Transfer	7	\$18.0600	\$126.42	\$0.00	\$0.00	\$0.00	\$126.42
16/12/2020	In	Transfer	8	\$22.1900	\$177.52	\$0.00	\$0.00	\$0.00	\$177.52
Sub total			509						

ASX ASX LIMITED ORDINARY

Date	Type	Action	Quantity	Unit price	Trade value	Brokerage	Other fees	GST	Total value
23/10/2020	Buy	B20301973	150	\$81.6500	\$12,247.50	\$18.14	\$0.00	\$1.81	\$12,267.45
Sub total			150						

BHP BHP GROUP LIMITED ORDINARY

Date	Type	Action	Quantity	Unit price	Trade value	Brokerage	Other fees	GST	Total value
04/04/2019	In	Transfer	220	\$24.3400	\$5,354.80	\$0.00	\$0.00	\$0.00	\$5,354.80
15/04/2019	Buy	B4247747	152	\$39.4600	\$5,997.92	\$18.14	\$0.00	\$1.81	\$6,017.87
04/10/2019	In	Transfer	11	\$36.6045	\$402.65	\$0.00	\$0.00	\$0.00	\$402.65
02/04/2020	In	Transfer	13	\$29.2100	\$379.73	\$0.00	\$0.00	\$0.00	\$379.73
01/10/2020	In	Transfer	8	\$36.7200	\$293.76	\$0.00	\$0.00	\$0.00	\$293.76

While every effort has been made to provide you with an accurate statement, we give no warranty of accuracy or reliability and take no responsibility for any errors or omissions including negligence by any officers, employees or agents. We encourage you to confirm the information, holdings and valuations contained herein. Information contained in the report may only relate to the period since you commenced our service.

Copyright © 2021 Third Party Platform Pty Limited. All rights reserved.

Macquarie Online Trading is a service provided by Third Party Platform Pty Ltd ("TPP") ABN 74 121 227 905 AFSL No. 314341, at the request of Macquarie Bank Limited ABN 46 008 583 542 AFSL 237502 ("MBL"). TPP is a Participant of the ASX Group. Neither TPP nor MBL are representatives of each other. Some of the fees paid to TPP for the provision of its services will be remitted to MBL. TPP and MBL do not provide personal financial advice in relation to Macquarie Online Trading. You should consider your own financial situation, particular needs and investment objectives before acting on any of the information available on this report.

Transaction summary (continued)

01 Jul 2020 - 30 Jun 2021

23/10/2020	Buy	B20301139	300	\$36.2000	\$10,860.00	\$18.14	\$0.00	\$1.81	\$10,879.95
01/04/2021	In	Transfer	21	\$44.9743	\$944.46	\$0.00	\$0.00	\$0.00	\$944.46
Sub total			725						

FMG FORTESCUE METALS GRP ORDINARY

Date	Type	Action	Quantity	Unit price	Trade value	Brokerage	Other fees	GST	Total value
29/10/2020	Buy	B20318773	1,000	\$16.2000	\$16,200.00	\$18.14	\$0.00	\$1.81	\$16,219.95
Sub total			1,000						

NAN NANOSONICS LIMITED ORDINARY

Date	Type	Action	Quantity	Unit price	Trade value	Brokerage	Other fees	GST	Total value
29/10/2020	Buy	B20319019	2,000	\$5.3600	\$10,720.00	\$18.14	\$0.00	\$1.81	\$10,739.95
Sub total			2,000						

TLS TELSTRA CORPORATION. ORDINARY

Date	Type	Action	Quantity	Unit price	Trade value	Brokerage	Other fees	GST	Total value
23/10/2020	Buy	B20302865	6,000	\$2.7400	\$16,440.00	\$18.14	\$0.00	\$1.81	\$16,459.95
Sub total			6,000						

WBC WESTPAC BANKING CORP ORDINARY

Date	Type	Action	Quantity	Unit price	Trade value	Brokerage	Other fees	GST	Total value
04/04/2019	In	Transfer	192	\$35.3493	\$6,787.06	\$0.00	\$0.00	\$0.00	\$6,787.06
15/04/2019	Buy	B4247739	306	\$26.0800	\$7,980.48	\$18.14	\$0.00	\$1.81	\$8,000.43
24/06/2019	In	Transfer	17	\$27.3600	\$465.12	\$0.00	\$0.00	\$0.00	\$465.12
20/12/2019	In	Transfer	16	\$25.1700	\$402.72	\$0.00	\$0.00	\$0.00	\$402.72

While every effort has been made to provide you with an accurate statement, we give no warranty of accuracy or reliability and take no responsibility for any errors or omissions including negligence by any officers, employees or agents. We encourage you to confirm the information, holdings and valuations contained herein. Information contained in the report may only relate to the period since you commenced our service.

Copyright © 2021 Third Party Platform Pty Limited. All rights reserved.

Macquarie Online Trading is a service provided by Third Party Platform Pty Ltd ("TPP") ABN 74 121 227 905 AFSL No. 314341, at the request of Macquarie Bank Limited ABN 46 008 583 542 AFSL 237502 ("MBL"). TPP is a Participant of the ASX Group. Neither TPP nor MBL are representatives of each other. Some of the fees paid to TPP for the provision of its services will be remitted to MBL. TPP and MBL do not provide personal financial advice in relation to Macquarie Online Trading. You should consider your own financial situation, particular needs and investment objectives before acting on any of the information available on this report.

Transaction summary (continued)

01 Jul 2020 - 30 Jun 2021

28/10/2020	Buy	B20317146	300	\$18.3600	\$5,508.00	\$18.14	\$0.00	\$1.81	\$5,527.95
18/12/2020	In	Transfer	13	\$19.8300	\$257.79	\$0.00	\$0.00	\$0.00	\$257.79
25/06/2021	In	Transfer	19	\$25.9800	\$493.62	\$0.00	\$0.00	\$0.00	\$493.62
Sub total			863						

WES WESFARMERS LIMITED ORDINARY

Date	Type	Action	Quantity	Unit price	Trade value	Brokerage	Other fees	GST	Total value
04/04/2019	In	Transfer	80	\$44.9675	\$3,597.40	\$0.00	\$0.00	\$0.00	\$3,597.40
15/04/2019	Buy	B4247760	120	\$34.3600	\$4,123.20	\$18.14	\$0.00	\$1.81	\$4,143.15
28/06/2019	Buy	B4394666	275	\$36.3100	\$9,985.25	\$18.14	\$0.00	\$1.81	\$10,005.20
09/10/2019	In	Transfer	9	\$39.4499	\$355.05	\$0.00	\$0.00	\$0.00	\$355.05
31/03/2020	In	Transfer	9	\$37.8725	\$340.85	\$0.00	\$0.00	\$0.00	\$340.85
01/10/2020	In	Transfer	11	\$45.9840	\$505.82	\$0.00	\$0.00	\$0.00	\$505.82
31/03/2021	In	Transfer	8	\$50.3107	\$402.49	\$0.00	\$0.00	\$0.00	\$402.49
Sub total			512						

WPL WOODSIDE PETROLEUM ORDINARY

Date	Type	Action	Quantity	Unit price	Trade value	Brokerage	Other fees	GST	Total value
04/04/2019	In	Transfer	110	\$31.2200	\$3,434.20	\$0.00	\$0.00	\$0.00	\$3,434.20
15/04/2019	Buy	B4247763	139	\$35.8900	\$4,988.71	\$18.14	\$0.00	\$1.81	\$5,008.66
28/10/2020	Buy	B20317789	300	\$17.7600	\$5,328.00	\$18.14	\$0.00	\$1.81	\$5,347.95
Sub total			549						

Please note that the Transaction Date listed of any Off Market Transfers (Transfer) may not necessarily match the Date of Purchase listed on the Off Market transfer form.

While every effort has been made to provide you with an accurate statement, we give no warranty of accuracy or reliability and take no responsibility for any errors or omissions including negligence by any officers, employees or agents. We encourage you to confirm the information, holdings and valuations contained herein. Information contained in the report may only relate to the period since you commenced our service.

Copyright © 2021 Third Party Platform Pty Limited. All rights reserved.

Macquarie Online Trading is a service provided by Third Party Platform Pty Ltd ("TPP") ABN 74 121 227 905 AFSL No. 314341, at the request of Macquarie Bank Limited ABN 46 008 583 542 AFSL 237502 ("MBL"). TPP is a Participant of the ASX Group. Neither TPP nor MBL are representatives of each other. Some of the fees paid to TPP for the provision of its services will be remitted to MBL. TPP and MBL do not provide personal financial advice in relation to Macquarie Online Trading. You should consider your own financial situation, particular needs and investment objectives before acting on any of the information available on this report.

Brokerage & information services

01 Jul 2020 - 30 Jun 2021

October 2020	Amount	GST	Total
Brokerage and trail fees	\$126.98	\$12.67	\$139.65
Information services	\$0.00	\$0.00	\$0.00
	\$126.98	\$12.67	\$139.65

Brokerage total	\$126.98	\$12.67	\$139.65
Information services total	\$0.00	\$0.00	\$0.00

While every effort has been made to provide you with an accurate statement, we give no warranty of accuracy or reliability and take no responsibility for any errors or omissions including negligence by any officers, employees or agents. We encourage you to confirm the information, holdings and valuations contained herein. Information contained in the report may only relate to the period since you commenced our service.

Copyright © 2021 Third Party Platform Pty Limited. All rights reserved.

Macquarie Online Trading is a service provided by Third Party Platform Pty Ltd ("TPP") ABN 74 121 227 905 AFSL No. 314341, at the request of Macquarie Bank Limited ABN 46 008 583 542 AFSL 237502 ("MBL"). TPP is a Participant of the ASX Group. Neither TPP nor MBL are representatives of each other. Some of the fees paid to TPP for the provision of its services will be remitted to MBL. TPP and MBL do not provide personal financial advice in relation to Macquarie Online Trading. You should consider your own financial situation, particular needs and investment objectives before acting on any of the information available on this report.

Estimated dividends & distributions

01 Jul 2020 - 30 Jun 2021

ANZ ANZ BANKING GRP LTD ORDINARY

Ex div. date	Payment date	Type	Div. amount	Franking %	Balance	Franking credit	Est. dividend
24/08/2020	30/09/2020	Interim	\$0.25	100.00%	494	\$52.93	\$123.50
09/11/2020	16/12/2020	Final	\$0.35	100.00%	501	\$75.15	\$175.35
Estimated sub total						\$128.08	\$298.85

ASX ASX LIMITED ORDINARY

Ex div. date	Payment date	Type	Div. amount	Franking %	Balance	Franking credit	Est. dividend
04/03/2021	24/03/2021	Interim	\$1.124	100.00%	150	\$72.26	\$168.60
Estimated sub total						\$72.26	\$168.60

BHP BHP GROUP LIMITED ORDINARY

Ex div. date	Payment date	Type	Div. amount	Franking %	Balance	Franking credit	Est. dividend
03/09/2020	22/09/2020	Final	\$0.754562	100.00%	396	\$128.06	\$298.81
04/03/2021	23/03/2021	Interim	\$1.311348	100.00%	704	\$395.65	\$923.19
Estimated sub total						\$523.71	\$1,222.00

FMG FORTESCUE METALS GRP ORDINARY

Ex div. date	Payment date	Type	Div. amount	Franking %	Balance	Franking credit	Est. dividend
01/03/2021	24/03/2021	Interim	\$1.47	100.00%	1,000	\$630.00	\$1,470.00
Estimated sub total						\$630.00	\$1,470.00

While every effort has been made to provide you with an accurate statement, we give no warranty of accuracy or reliability and take no responsibility for any errors or omissions including negligence by any officers, employees or agents. We encourage you to confirm the information, holdings and valuations contained herein. Information contained in the report may only relate to the period since you commenced our service.

Copyright © 2021 Third Party Platform Pty Limited. All rights reserved.

Macquarie Online Trading is a service provided by Third Party Platform Pty Ltd ("TPP") ABN 74 121 227 905 AFSL No. 314341, at the request of Macquarie Bank Limited ABN 46 008 583 542 AFSL 237502 ("MBL"). TPP is a Participant of the ASX Group. Neither TPP nor MBL are representatives of each other. Some of the fees paid to TPP for the provision of its services will be remitted to MBL. TPP and MBL do not provide personal financial advice in relation to Macquarie Online Trading. You should consider your own financial situation, particular needs and investment objectives before acting on any of the information available on this report.

Estimated dividends & distributions (continued)

01 Jul 2020 - 30 Jun 2021

TLS TELSTRA CORPORATION. ORDINARY

Ex div. date	Payment date	Type	Div. amount	Franking %	Balance	Franking credit	Est. dividend
24/02/2021	26/03/2021	Interim	\$0.08	100.00%	6,000	\$205.71	\$480.00
Estimated sub total						\$205.71	\$480.00

WBC WESTPAC BANKING CORP ORDINARY

Ex div. date	Payment date	Type	Div. amount	Franking %	Balance	Franking credit	Est. dividend
11/11/2020	18/12/2020	Final	\$0.31	100.00%	831	\$110.40	\$257.61
13/05/2021	25/06/2021	Interim	\$0.58	100.00%	844	\$209.79	\$489.52
Estimated sub total						\$320.19	\$747.13

WES WESFARMERS LIMITED ORDINARY

Ex div. date	Payment date	Type	Div. amount	Franking %	Balance	Franking credit	Est. dividend
25/08/2020	01/10/2020	Final	\$0.95	100.00%	493	\$200.72	\$468.35
23/02/2021	31/03/2021	Interim	\$0.88	100.00%	504	\$190.08	\$443.52
Estimated sub total						\$390.80	\$911.87

WPL WOODSIDE PETROLEUM ORDINARY

Ex div. date	Payment date	Type	Div. amount	Franking %	Balance	Franking credit	Est. dividend
24/08/2020	18/09/2020	Interim	\$0.36247	100.00%	249	\$38.68	\$90.26
25/02/2021	24/03/2021	Final	\$0.152964	100.00%	549	\$35.99	\$83.98
Estimated sub total						\$74.67	\$174.24

While every effort has been made to provide you with an accurate statement, we give no warranty of accuracy or reliability and take no responsibility for any errors or omissions including negligence by any officers, employees or agents. We encourage you to confirm the information, holdings and valuations contained herein. Information contained in the report may only relate to the period since you commenced our service.

Copyright © 2021 Third Party Platform Pty Limited. All rights reserved.

Macquarie Online Trading is a service provided by Third Party Platform Pty Ltd ("TPP") ABN 74 121 227 905 AFSL No. 314341, at the request of Macquarie Bank Limited ABN 46 008 583 542 AFSL 237502 ("MBL"). TPP is a Participant of the ASX Group. Neither TPP nor MBL are representatives of each other. Some of the fees paid to TPP for the provision of its services will be remitted to MBL. TPP and MBL do not provide personal financial advice in relation to Macquarie Online Trading. You should consider your own financial situation, particular needs and investment objectives before acting on any of the information available on this report.

Estimated dividends & distributions (continued)

01 Jul 2020 - 30 Jun 2021

Estimated total

\$2,345.42

\$5,472.69

The information presented in this report is a general estimation and is intended as a guide for indicative purposes only. It is an extrapolation of our understanding of your holdings against publicly available dividend entitlement and payment information. It should not be considered a replacement for your own records. We encourage you to confirm the information and holdings represented here.

While every effort has been made to provide you with an accurate statement, we give no warranty of accuracy or reliability and take no responsibility for any errors or omissions including negligence by any officers, employees or agents. We encourage you to confirm the information, holdings and valuations contained herein. Information contained in the report may only relate to the period since you commenced our service.

Copyright © 2021 Third Party Platform Pty Limited. All rights reserved.

Macquarie Online Trading is a service provided by Third Party Platform Pty Ltd ("TPP") ABN 74 121 227 905 AFSL No. 314341, at the request of Macquarie Bank Limited ABN 46 008 583 542 AFSL 237502 ("MBL"). TPP is a Participant of the ASX Group. Neither TPP nor MBL are representatives of each other. Some of the fees paid to TPP for the provision of its services will be remitted to MBL. TPP and MBL do not provide personal financial advice in relation to Macquarie Online Trading. You should consider your own financial situation, particular needs and investment objectives before acting on any of the information available on this report.