
ADA SUPERANNUATION FUND

Reports

Table of Contents

Report Name

Fund Details Report

Trial Balance

General Ledger Audit Trail Report

Bank Account Movement Report

Investment Summary Report

Investment Movement and Returns Report

Investment Allocation

Foreign Cash Reconciliation

Statement of Taxable Income Report

Foreign Income and Expenses Worksheet

Foreign Asset Worksheet

Tax Accounting Reconciliation

Realised Capital Gains Report

Unrealised Capital Gains Report

ADA SUPERANNUATION FUND

Fund Details Report

Fund Details

Fund Start Date	15 November 1995
Fund Code	ADASUPE
Name	ADA SUPERANNUATION FUND
Previous Name	
Legal Type	SMSF
Is Resident	True
ABN	43 625 541 672
TFN	97411171
SFN	
RSE Registration Number	
RSE Effective Date	

Fund Contact Details

Phone	0299719972
Fax	
Email	
URL	
Use Physical Address for Mailing	False

Physical Address

Line 1	57 Durras Road
Line 2	
Line 3	
Suburb	DURRAS NORTH
State	NSW
Postcode	2536
Validate Address	False

Mailing Address

Addressee	
Line 1	Suite 201
Line 2	30 Fisher Road
Line 3	
Suburb	DEE WHY
State	NSW
Postcode	2099
Validate Address	False

Trust Deeds

Deed Date	15 November 1995	Date Printed	
Jurisdiction	NSW	Deed Type	Establishment
Trustee Name	Andrew Dalzell & Yulia Dalzell		
Deed Source	Not Supplied		
Comments			

ADA SUPERANNUATION FUND

Fund Details Report

Fund Investment Returns

Financial Year	Rate Of Return
2020	Not Recorded
2019	Not Recorded
2018	Not Recorded
2017	Not Recorded
2016	Not Recorded
2015	Not Recorded
2014	Not Recorded
2013	Not Recorded
2012	Not Recorded
2011	Not Recorded
2010	Not Recorded
2009	Not Recorded
2008	Not Recorded
2007	Not Recorded
2006	Not Recorded
2005	Not Recorded
2004	Not Recorded
2003	Not Recorded
2002	Not Recorded
2001	Not Recorded
2000	Not Recorded
1999	Not Recorded
1998	Not Recorded
1997	Not Recorded
1996	Not Recorded

ADA SUPERANNUATION FUND

Fund Details Report

Fund Settings

Annual Return Address Default Fund

Fund Policy

Fund Policy Start Date

Fund Policy End Date

GST

GST Status Non-Registered

GST Status Date

GST Tax Period

Pensions

Segregate for Pension Purposes

Pension Exempt % (Actuarial)

Pension Exempt % (Expenses)

Tax Effect Accounting

Use Tax Effect Accounting False

Capital Loss Provision % 0.00%

Income Loss Provision % 0.00%

Unrealised Gains Provision % 0.00%

Bank Accounts

Code and Description CBA Cash Mgt - CBA Cash Management

Account Type Bank Account

BSB 064-480

Account Number 10018066

Account Name Andrew Dalzell & Yulia Dalzell ATF ADA SUPERANNUATION FUND

Operational Account True

Holding Reference Type

Holding Reference

In-House Asset False

Code and Description USD Cash Acc - USD Cash Account

Account Type Bank Account

BSB

Account Number 23926172

Account Name Andrew Dalzell & Yulia Dalzell ATF ADA SUPERANNUATION FUND

Operational Account False

Holding Reference Type

Holding Reference

In-House Asset False

ADA SUPERANNUATION FUND
Fund Details Report

Investment Accounts

Code and Description **BABA.NYSE - Alibaba Group Holding Ltd - ADR**

Holding Reference Type

Holding Reference

Security Issue Code BABA

Market Type Code FOR

Unlisted Security Type Code

In-House Asset False

Code and Description **BCS.NYSE - Barclays plc - ADR**

Holding Reference Type

Holding Reference

Security Issue Code BCS

Market Type Code FOR

Unlisted Security Type Code

In-House Asset False

Code and Description **BIDU.NASDAQ - Baidu Shs -A- Sponsored American Deposit Receipt Repr 1/10 Sh -A-**

Holding Reference Type

Holding Reference

Security Issue Code BIDU

Market Type Code FOR

Unlisted Security Type Code

In-House Asset False

Code and Description **BP.NYSE - BP plc - ADR**

Holding Reference Type

Holding Reference

Security Issue Code BP

Market Type Code FOR

Unlisted Security Type Code

In-House Asset False

Code and Description **BRL - Bathurst Resources Limited.**

Holding Reference Type

Holding Reference

Security Issue Code BRL

Market Type Code LM

Unlisted Security Type Code

In-House Asset False

Code and Description **DOW.NYSE - Dow Chemical Co**

Holding Reference Type

Holding Reference

Security Issue Code DOW

Market Type Code FOR

Unlisted Security Type Code

In-House Asset False

Code and Description **DWDP.NYSE - DowDuPont Inc**

ADA SUPERANNUATION FUND

Fund Details Report

Holding Reference Type	
Holding Reference	
Security Issue Code	DWDP
Market Type Code	FOR
Unlisted Security Type Code	
In-House Asset	False

Code and Description **FCX.NYSE - Freeport-McMoRan**

Holding Reference Type	
Holding Reference	
Security Issue Code	FCX
Market Type Code	FOR
Unlisted Security Type Code	
In-House Asset	False

Code and Description **FDX.NYSE - Fedex Corp**

Holding Reference Type	
Holding Reference	
Security Issue Code	FDX
Market Type Code	FOR
Unlisted Security Type Code	
In-House Asset	False

Code and Description **GM.NYSE - General Motors Co**

Holding Reference Type	
Holding Reference	
Security Issue Code	GM
Market Type Code	FOR
Unlisted Security Type Code	
In-House Asset	False

Code and Description **GOOG.NASDAQ - Alphabet Inc - Ordinary Shares - Class C**

Holding Reference Type	
Holding Reference	
Security Issue Code	GOOG
Market Type Code	FOR
Unlisted Security Type Code	
In-House Asset	False

Code and Description **MYL.NASDAQ - Mylan N.V.**

Holding Reference Type	
Holding Reference	
Security Issue Code	MYL
Market Type Code	FOR
Unlisted Security Type Code	
In-House Asset	False

Code and Description **NAV.NYSE - Navistar International Corp**

Holding Reference Type	
Holding Reference	
Security Issue Code	NAV
Market Type Code	FOR
Unlisted Security Type Code	
In-House Asset	False

ADA SUPERANNUATION FUND

Fund Details Report

Code and Description	NWL.NYSE - Newell Brands Inc
Holding Reference Type	
Holding Reference	
Security Issue Code	NWL
Market Type Code	FOR
Unlisted Security Type Code	
In-House Asset	False

Code and Description	OA.NYSE - Orbital ATK Inc
Holding Reference Type	
Holding Reference	
Security Issue Code	OA
Market Type Code	FOR
Unlisted Security Type Code	
In-House Asset	False

Code and Description	SIEGY - Siemens A G Sponsored ADR
Holding Reference Type	
Holding Reference	
Security Issue Code	SIEGY
Market Type Code	FOR
Unlisted Security Type Code	
In-House Asset	False

Code and Description	TCEHY - Tencent Holdings Limited ADR
Holding Reference Type	
Holding Reference	
Security Issue Code	TCEHY
Market Type Code	FOR
Unlisted Security Type Code	
In-House Asset	False

Code and Description	TSL - Titanium Sands Limited
Holding Reference Type	
Holding Reference	
Security Issue Code	TSL
Market Type Code	LM
Unlisted Security Type Code	
In-House Asset	False

Code and Description	VIAB.NASDAQ - Viacom Inc
Holding Reference Type	
Holding Reference	
Security Issue Code	VIAB
Market Type Code	FOR
Unlisted Security Type Code	
In-House Asset	False

ADA SUPERANNUATION FUND
Fund Details Report

Member Details

Member Number	1
Title	MR
First Name	Andrew
Middle Names	
Family Name	Dalzell
Gender	Male
Date of Birth	7 June 1961
Date of Death	
Preferred Salutation	
Preferred Name	
Contact Details	
Preferred Voice Contact	Home
Preferred Written Contact	MailingAddress
Home Phone	
Work Phone	
Mobile	
Fax	
Direct	
Email	info@armstrongadvisory.com.au
Use Physical Address for Mailing	True
Physical Address	
Line 1	57 Durras Road
Line 2	
Line 3	
Suburb	DURRAS NORTH
State	NSW
Postcode	2536
Validate Address	False
Member Details	
Join Fund Date	15 November 1995
Leave Fund Date	
ESP Start Date	15 November 1995
Australian Resident	True
TFN	487804719
Claim Tax Free Threshold	False
Death Sum Insured	
TPD Sum Insured	
Salary Continuance Sum Insured	

Member Number	2
Title	MRS
First Name	Yulia
Middle Names	
Family Name	Dalzell
Gender	Female
Date of Birth	3 December 1964
Date of Death	
Preferred Salutation	
Preferred Name	

ADA SUPERANNUATION FUND

Fund Details Report

Contact Details

Preferred Voice Contact	Home
Preferred Written Contact	MailingAddress
Home Phone	
Work Phone	
Mobile	
Fax	
Direct	
Email	info@armstrongadvisory.com.au
Use Physical Address for Mailing	True

Physical Address

Line 1	57 Durras Road
Line 2	
Line 3	
Suburb	DURRAS NORTH
State	NSW
Postcode	2536
Validate Address	False

Member Details

Join Fund Date	2 April 2015
Leave Fund Date	
ESP Start Date	10 November 2005
Australian Resident	True
TFN	832660523
Claim Tax Free Threshold	False
Death Sum Insured	
TPD Sum Insured	
Salary Continuance Sum Insured	

ADA SUPERANNUATION FUND
Fund Details Report

ADA SUPERANNUATION FUND

Trial Balance as at 30 June 2018

Prior Year		Description	Current Year	
Debits	Credits		Debits	Credits
INCOME				
		Contributions		
-	7,904.00	Employer	-	7,163.00
-	-	Member	-	6,000.00
-	-	Government Co-Contributions	-	807.80
-	17,051.00	Realised Capital Gains	-	21,725.59
5,338.00	-	Forex Unrealised Gains	-	5,199.23
-	5,171.00	Increase in Market Value	-	31,312.89
-	3,471.00	Foreign Income	-	4,070.90
-	-	Interest	-	10.57
-	-	Other Income	-	15.95
EXPENSE				
4,439.00	-	Accountancy Fee	4,459.49	-
550.00	-	Auditor Fee	550.00	-
5.00	-	Bank Fees	9.76	-
-	-	General Expense	137.50	-
-	-	SMSF Supervisory Levy	518.00	-
-	-	Forex Realised Losses	3,927.50	-
INCOME TAX				
3,179.00	-	Income Tax Expense	4,464.05	-
PROFIT & LOSS CLEARING ACCOUNT				
20,086.00	-	Profit & Loss Clearing Account	62,239.63	-
ASSETS				

ADA SUPERANNUATION FUND

Trial Balance as at 30 June 2018

Prior Year		Description	Current Year	
Debits	Credits		Debits	Credits
2,165.00	-	Shares in Listed Companies	3,575.00	-
113,957.00	-	Shares in Listed Companies - Foreign	268,129.09	-
9,100.35	-	Cash At Bank	2,086.14	-
84,063.55	-	Foreign Cash At Bank	892.32	-
LIABILITIES				
339.00	-	Income Tax Payable	-	2,285.02
533.00	-	Deferred Tax Liability	-	-
MEMBER ENTITLEMENTS				
-	160,369.45	Mr Andrew Dalzell	-	207,429.66
-	49,788.45	Mrs Yulia Dalzell	-	64,967.87
243,754.90	243,754.90		350,988.48	350,988.48

ADA SUPERANNUATION FUND
General Ledger Audit Trail
For the period from 1 July 2017 to 30 June 2018

Processed Date & User	Date	Description	State	Amount	
Income					
Investment Gains · Disposal Suspense · Foreign Cash At Bank · USD Cash Account					
28/10/2019	pasandi@armstrongadvisory.com.au	6/07/2017	NRA Withholding tax FDX Div	Accounted	6.71 Dr
12/09/2019	pasandi@armstrongadvisory.com.au	6/07/2017	NRA Withholding tax FDX Div	Accounted	6.71 Cr
28/10/2019	pasandi@armstrongadvisory.com.au	28/07/2017	NRA Withholding tax DOW div	Accounted	20.60 Dr
12/09/2019	pasandi@armstrongadvisory.com.au	28/07/2017	NRA Withholding tax DOW div	Accounted	20.60 Cr
28/10/2019	pasandi@armstrongadvisory.com.au	10/08/2017	Fee - Statement	Accounted	4.83 Dr
12/09/2019	pasandi@armstrongadvisory.com.au	10/08/2017	Fee - Statement	Accounted	4.83 Cr
12/09/2019	pasandi@armstrongadvisory.com.au	14/08/2017	Buy shares	Accounted	26,319.20 Cr
12/09/2019	pasandi@armstrongadvisory.com.au	14/08/2017	Buy shares	Accounted	25,519.82 Cr
12/09/2019	pasandi@armstrongadvisory.com.au	14/08/2017	Buy shares	Accounted	25,453.90 Cr
12/09/2019	pasandi@armstrongadvisory.com.au	14/08/2017	Buy shares	Accounted	26,184.04 Cr
28/10/2019	pasandi@armstrongadvisory.com.au	14/08/2017	Buy shares	Accounted	103,476.96 Dr
12/09/2019	pasandi@armstrongadvisory.com.au	21/09/2017	NRA Withholding tax OA	Accounted	5.73 Cr
28/10/2019	pasandi@armstrongadvisory.com.au	21/09/2017	NRA Withholding tax OA	Accounted	5.73 Dr
12/09/2019	pasandi@armstrongadvisory.com.au	22/09/2017	NRA Withholding tax	Accounted	21.77 Cr
28/10/2019	pasandi@armstrongadvisory.com.au	22/09/2017	NRA Withholding tax	Accounted	21.77 Dr
28/10/2019	pasandi@armstrongadvisory.com.au	2/10/2017	NRA Withholding tax Dow div	Accounted	20.95 Dr
28/10/2019	pasandi@armstrongadvisory.com.au	2/10/2017	NRA Withholding tax VIAB	Accounted	24.88 Dr
28/10/2019	pasandi@armstrongadvisory.com.au	2/10/2017	NRA Withholding tax fdx div	Accounted	6.51 Dr
12/09/2019	pasandi@armstrongadvisory.com.au	2/10/2017	NRA Withholding tax VIAB	Accounted	24.88 Cr
12/09/2019	pasandi@armstrongadvisory.com.au	2/10/2017	NRA Withholding tax Dow div	Accounted	20.95 Cr
12/09/2019	pasandi@armstrongadvisory.com.au	2/10/2017	NRA Withholding tax fdx div	Accounted	6.51 Cr
28/10/2019	pasandi@armstrongadvisory.com.au	11/10/2017	Buy shares	Accounted	17,964.37 Dr
12/09/2019	pasandi@armstrongadvisory.com.au	11/10/2017	Buy shares	Accounted	17,964.37 Cr
28/10/2019	pasandi@armstrongadvisory.com.au	7/12/2017	Buy shares	Accounted	5,734.55 Dr
12/09/2019	pasandi@armstrongadvisory.com.au	7/12/2017	Buy shares	Accounted	5,734.55 Cr
28/10/2019	pasandi@armstrongadvisory.com.au	15/12/2017	NRA withholding tax - NWL	Accounted	14.02 Dr
28/10/2019	pasandi@armstrongadvisory.com.au	15/12/2017	NRA Withholding tax dow	Accounted	17.68 Dr
12/09/2019	pasandi@armstrongadvisory.com.au	15/12/2017	NRA Withholding tax dow	Accounted	17.68 Cr
12/09/2019	pasandi@armstrongadvisory.com.au	15/12/2017	NRA withholding tax - NWL	Accounted	14.02 Cr
12/09/2019	pasandi@armstrongadvisory.com.au	21/12/2017	NRA Withholding tax GM div	Accounted	22.53 Cr

ADA SUPERANNUATION FUND
General Ledger Audit Trail
For the period from 1 July 2017 to 30 June 2018

Processed Date & User	Date	Description	State	Amount		
Income						
Investment Gains · Disposal Suspense · Foreign Cash At Bank · USD Cash Account						
28/10/2019	pasandi@armstrongadvisory.com.au	21/12/2017	NRA Withholding tax GM div	Accounted	22.53	Dr
28/10/2019	pasandi@armstrongadvisory.com.au	2/01/2018	NRA Withholding tax VIAB div	Accounted	24.88	Dr
28/10/2019	pasandi@armstrongadvisory.com.au	2/01/2018	NRA Withholding tax fdx div	Accounted	6.51	Dr
12/09/2019	pasandi@armstrongadvisory.com.au	2/01/2018	NRA Withholding tax VIAB div	Accounted	24.88	Cr
12/09/2019	pasandi@armstrongadvisory.com.au	2/01/2018	NRA Withholding tax fdx div	Accounted	6.51	Cr
28/10/2019	pasandi@armstrongadvisory.com.au	12/02/2018	Buy shares	Accounted	17,180.15	Dr
12/09/2019	pasandi@armstrongadvisory.com.au	12/02/2018	Buy shares	Accounted	17,180.15	Cr
28/10/2019	pasandi@armstrongadvisory.com.au	13/02/2018	NRA Withholding tax SI div	Accounted	146.26	Dr
12/09/2019	pasandi@armstrongadvisory.com.au	13/02/2018	NRA Withholding tax SI div	Accounted	146.26	Cr
28/10/2019	pasandi@armstrongadvisory.com.au	15/03/2018	NRA Withholding tax NWL	Accounted	17.23	Dr
28/10/2019	pasandi@armstrongadvisory.com.au	15/03/2018	NRA Withholding tax DOW	Accounted	19.49	Dr
12/09/2019	pasandi@armstrongadvisory.com.au	15/03/2018	NRA Withholding tax NWL	Accounted	17.23	Cr
12/09/2019	pasandi@armstrongadvisory.com.au	15/03/2018	NRA Withholding tax DOW	Accounted	19.49	Cr
28/10/2019	pasandi@armstrongadvisory.com.au	20/03/2018	Fee - statement	Accounted	4.93	Dr
12/09/2019	pasandi@armstrongadvisory.com.au	20/03/2018	Fee - statement	Accounted	4.93	Cr
12/09/2019	pasandi@armstrongadvisory.com.au	2/04/2018	NRA Withholding tax FDX	Accounted	6.65	Cr
28/10/2019	pasandi@armstrongadvisory.com.au	2/04/2018	NRA Withholding tax FDX	Accounted	6.65	Dr
28/10/2019	pasandi@armstrongadvisory.com.au	3/04/2018	NRA Withholding tax VIAB	Accounted	25.37	Dr
12/09/2019	pasandi@armstrongadvisory.com.au	3/04/2018	NRA Withholding tax VIAB	Accounted	25.37	Cr
28/10/2019	pasandi@armstrongadvisory.com.au	25/04/2018	NRA Withholding tax GE div	Accounted	20.58	Dr
12/09/2019	pasandi@armstrongadvisory.com.au	25/04/2018	NRA Withholding tax GE div	Accounted	20.58	Cr
28/10/2019	pasandi@armstrongadvisory.com.au	1/05/2018	NRA withholding tax FCX	Accounted	3.98	Dr
12/09/2019	pasandi@armstrongadvisory.com.au	1/05/2018	NRA withholding tax FCX	Accounted	3.98	Cr
12/09/2019	pasandi@armstrongadvisory.com.au	15/06/2018	Buy shares	Accounted	7,722.36	Cr
12/09/2019	pasandi@armstrongadvisory.com.au	15/06/2018	NRA Withholding tax NWL	Accounted	18.18	Cr
12/09/2019	pasandi@armstrongadvisory.com.au	15/06/2018	Buy shares	Accounted	7,982.96	Cr
12/09/2019	pasandi@armstrongadvisory.com.au	15/06/2018	Buy shares	Accounted	7,712.85	Cr
28/10/2019	pasandi@armstrongadvisory.com.au	15/06/2018	Buy shares	Accounted	23,418.17	Dr
28/10/2019	pasandi@armstrongadvisory.com.au	15/06/2018	NRA Withholding tax DOW	Accounted	20.56	Dr
28/10/2019	pasandi@armstrongadvisory.com.au	15/06/2018	NRA Withholding tax NWL	Accounted	18.18	Dr

ADA SUPERANNUATION FUND
General Ledger Audit Trail
For the period from 1 July 2017 to 30 June 2018

Processed Date & User	Date	Description	State	Amount
-----------------------	------	-------------	-------	--------

Income

Investment Gains · Disposal Suspense · Foreign Cash At Bank · USD Cash Account

12/09/2019	pasandi@armstrongadvisory.com.au	15/06/2018	NRA Withholding tax DOW	Accounted	20.56	Cr
------------	----------------------------------	------------	-------------------------	-----------	-------	----

Investment Gains · Disposal Suspense · Shares in Listed Companies - Foreign · BP plc - ADR

28/10/2019	pasandi@armstrongadvisory.com.au	21/05/2018	Sell shares	Accounted	21,431.93	Dr
13/09/2019	pasandi@armstrongadvisory.com.au	21/05/2018	Sell shares	Accounted	21,431.93	Cr

Investment Gains · Disposal Suspense · Shares in Listed Companies - Foreign · Dow Chemical Co

17/09/2019	Corporate Actions Wizard	1/09/2017	DOW/DWDP Code Change	Accounted	13,529.00	Cr
28/10/2019	pasandi@armstrongadvisory.com.au	1/09/2017	DOW/DWDP Code Change	Accounted	13,529.00	Dr

Investment Gains · Disposal Suspense · Shares in Listed Companies - Foreign · General Motors Co

28/10/2019	pasandi@armstrongadvisory.com.au	18/01/2018	Sell shares	Accounted	16,770.50	Dr
12/09/2019	pasandi@armstrongadvisory.com.au	18/01/2018	Sell shares	Accounted	16,770.50	Cr

Investment Gains · Disposal Suspense · Shares in Listed Companies - Foreign · Navistar International Corp

28/10/2019	pasandi@armstrongadvisory.com.au	14/08/2017	Sell shares	Accounted	11,581.56	Dr
12/09/2019	pasandi@armstrongadvisory.com.au	14/08/2017	Sell shares	Accounted	11,581.56	Cr

Investment Gains · Disposal Suspense · Shares in Listed Companies - Foreign · Orbital ATK Inc

28/10/2019	pasandi@armstrongadvisory.com.au	21/09/2017	Sell shares	Accounted	15,446.60	Dr
12/09/2019	pasandi@armstrongadvisory.com.au	21/09/2017	Sell shares	Accounted	15,446.60	Cr

Investment Gains · Forex Unrealised Gains · Foreign Cash At Bank · USD Cash Account

28/10/2019	pasandi@armstrongadvisory.com.au	30/06/2018	Market Value Adjustment	Accounted	5,199.23	Cr
------------	----------------------------------	------------	-------------------------	-----------	----------	----

Investment Gains · Increase in Market Value · Shares in Listed Companies - Foreign · Alibaba Group Holding Ltd - ADR

28/10/2019	pasandi@armstrongadvisory.com.au	30/06/2018	Market Value Adjustment	Accounted	935.27	Dr
------------	----------------------------------	------------	-------------------------	-----------	--------	----

Investment Gains · Increase in Market Value · Shares in Listed Companies - Foreign · Alphabet Inc - Ordinary Shares - C

28/10/2019	pasandi@armstrongadvisory.com.au	30/06/2018	Market Value Adjustment	Accounted	7,024.32	Cr
------------	----------------------------------	------------	-------------------------	-----------	----------	----

Investment Gains · Increase in Market Value · Shares in Listed Companies - Foreign · Baidu Shs -A- Sponsored America

28/10/2019	pasandi@armstrongadvisory.com.au	30/06/2018	Market Value Adjustment	Accounted	818.02	Dr
------------	----------------------------------	------------	-------------------------	-----------	--------	----

Investment Gains · Increase in Market Value · Shares in Listed Companies - Foreign · Barclays plc - ADR

28/10/2019	pasandi@armstrongadvisory.com.au	30/06/2018	Market Value Adjustment	Accounted	414.28	Dr
------------	----------------------------------	------------	-------------------------	-----------	--------	----

Investment Gains · Increase in Market Value · Shares in Listed Companies - Foreign · BP plc - ADR

28/10/2019	pasandi@armstrongadvisory.com.au	30/06/2018	Market Value Adjustment	Accounted	60.00	Dr
------------	----------------------------------	------------	-------------------------	-----------	-------	----

Investment Gains · Increase in Market Value · Shares in Listed Companies - Foreign · Dow Chemical Co

28/10/2019	pasandi@armstrongadvisory.com.au	30/06/2018	Market Value Adjustment	Accounted	5,986.00	Dr
------------	----------------------------------	------------	-------------------------	-----------	----------	----

Investment Gains · Increase in Market Value · Shares in Listed Companies - Foreign · DowDuPont Inc

ADA SUPERANNUATION FUND
General Ledger Audit Trail
For the period from 1 July 2017 to 30 June 2018

Processed Date & User	Date	Description	State	Amount	
Income					
Investment Gains · Increase in Market Value · Shares in Listed Companies - Foreign · DowDuPont Inc					
28/10/2019	pasandi@armstrongadvisory.com.au	30/06/2018	Market Value Adjustment	Accounted	7,698.12 Cr
Investment Gains · Increase in Market Value · Shares in Listed Companies - Foreign · Fedex Corp					
28/10/2019	pasandi@armstrongadvisory.com.au	30/06/2018	Market Value Adjustment	Accounted	1,677.38 Cr
Investment Gains · Increase in Market Value · Shares in Listed Companies - Foreign · Freeport-McMoRan					
28/10/2019	pasandi@armstrongadvisory.com.au	30/06/2018	Market Value Adjustment	Accounted	3,096.09 Cr
Investment Gains · Increase in Market Value · Shares in Listed Companies - Foreign · General Motors Co					
28/10/2019	pasandi@armstrongadvisory.com.au	30/06/2018	Market Value Adjustment	Accounted	27,042.88 Cr
Investment Gains · Increase in Market Value · Shares in Listed Companies - Foreign · Mylan N.V.					
28/10/2019	pasandi@armstrongadvisory.com.au	30/06/2018	Market Value Adjustment	Accounted	5,464.05 Cr
Investment Gains · Increase in Market Value · Shares in Listed Companies - Foreign · Navistar International Corp					
28/10/2019	pasandi@armstrongadvisory.com.au	30/06/2018	Market Value Adjustment	Accounted	466.00 Dr
Investment Gains · Increase in Market Value · Shares in Listed Companies - Foreign · Newell Brands Inc					
28/10/2019	pasandi@armstrongadvisory.com.au	30/06/2018	Market Value Adjustment	Accounted	8,171.18 Dr
Investment Gains · Increase in Market Value · Shares in Listed Companies - Foreign · Orbital ATK Inc					
28/10/2019	pasandi@armstrongadvisory.com.au	30/06/2018	Market Value Adjustment	Accounted	5,717.00 Dr
Investment Gains · Increase in Market Value · Shares in Listed Companies - Foreign · Siemens A G Sponsored ADR					
28/10/2019	pasandi@armstrongadvisory.com.au	30/06/2018	Market Value Adjustment	Accounted	90.00 Dr
Investment Gains · Increase in Market Value · Shares in Listed Companies - Foreign · Tencent Holdings Limited ADR					
28/10/2019	pasandi@armstrongadvisory.com.au	30/06/2018	Market Value Adjustment	Accounted	512.45 Dr
Investment Gains · Increase in Market Value · Shares in Listed Companies - Foreign · Viacom Inc					
28/10/2019	pasandi@armstrongadvisory.com.au	30/06/2018	Market Value Adjustment	Accounted	1,070.25 Cr
Investment Gains · Increase in Market Value · Shares in Listed Companies · Bathurst Resources Limited.					
28/10/2019	pasandi@armstrongadvisory.com.au	30/06/2018	Market Value Adjustment	Accounted	1,410.00 Cr
Investment Gains · Realised Capital Gains · Shares in Listed Companies - Foreign · BP plc - ADR					
28/10/2019	pasandi@armstrongadvisory.com.au	21/05/2018	Sell shares	Accounted	5,725.93 Cr
Investment Gains · Realised Capital Gains · Shares in Listed Companies - Foreign · General Motors Co					
28/10/2019	pasandi@armstrongadvisory.com.au	18/01/2018	Sell shares	Accounted	5,166.50 Cr
Investment Gains · Realised Capital Gains · Shares in Listed Companies - Foreign · Navistar International Corp					
28/10/2019	pasandi@armstrongadvisory.com.au	14/08/2017	Sell shares	Accounted	1,817.56 Cr
Investment Gains · Realised Capital Gains · Shares in Listed Companies - Foreign · Orbital ATK Inc					
28/10/2019	pasandi@armstrongadvisory.com.au	21/09/2017	Sell shares	Accounted	9,015.60 Cr

ADA SUPERANNUATION FUND
General Ledger Audit Trail
For the period from 1 July 2017 to 30 June 2018

Processed Date & User	Date	Description	State	Amount
-----------------------	------	-------------	-------	--------

Income

Investment Income · Foreign Income · Foreign Dividend · Shares in Listed Companies - Foreign · Barclays plc - ADR

12/09/2019	pasandi@armstrongadvisory.com.au	5/04/2018	BCS 14.6204C	Accounted	263.51	Cr
------------	----------------------------------	-----------	--------------	-----------	--------	----

Investment Income · Foreign Income · Foreign Dividend · Shares in Listed Companies - Foreign · BP plc - ADR

12/09/2019	pasandi@armstrongadvisory.com.au	22/09/2017	BP 75.6334C	Accounted	262.51	Cr
12/09/2019	pasandi@armstrongadvisory.com.au	21/12/2017	BP 78.2677C	Accounted	271.65	Cr
12/09/2019	pasandi@armstrongadvisory.com.au	29/03/2018	BP 78.2779C	Accounted	271.69	Cr
13/09/2019	pasandi@armstrongadvisory.com.au	22/06/2018	BP 81.1030C	Accounted	281.50	Cr

Investment Income · Foreign Income · Foreign Dividend · Shares in Listed Companies - Foreign · Dow Chemical Co

12/09/2019	pasandi@armstrongadvisory.com.au	28/07/2017	DOW 57.7164C	Accounted	137.37	Cr
------------	----------------------------------	------------	--------------	-----------	--------	----

Investment Income · Foreign Income · Foreign Dividend · Shares in Listed Companies - Foreign · DowDuPont Inc

12/09/2019	pasandi@armstrongadvisory.com.au	2/10/2017	DOW 58.6810C	Accounted	139.66	Cr
12/09/2019	pasandi@armstrongadvisory.com.au	15/12/2017	DOW 58.6810C	Accounted	117.84	Cr
12/09/2019	pasandi@armstrongadvisory.com.au	15/03/2018	DOW dividend	Accounted	114.83	Cr
13/09/2019	pasandi@armstrongadvisory.com.au	15/06/2018	DOW dividend	Accounted	121.15	Cr

Investment Income · Foreign Income · Foreign Dividend · Shares in Listed Companies - Foreign · Fedex Corp

12/09/2019	pasandi@armstrongadvisory.com.au	6/07/2017	FDX 65.8155C	Accounted	44.75	Cr
12/09/2019	pasandi@armstrongadvisory.com.au	2/10/2017	FDX 63.7837C	Accounted	43.36	Cr
12/09/2019	pasandi@armstrongadvisory.com.au	2/01/2018	FDX 63.7999C	Accounted	43.38	Cr
12/09/2019	pasandi@armstrongadvisory.com.au	2/04/2018	FDX 65.2316C	Accounted	44.37	Cr

Investment Income · Foreign Income · Foreign Dividend · Shares in Listed Companies - Foreign · Freeport-McMoRan

12/09/2019	pasandi@armstrongadvisory.com.au	1/05/2018	FCX 6.6313C	Accounted	26.53	Cr
------------	----------------------------------	-----------	-------------	-----------	-------	----

Investment Income · Foreign Income · Foreign Dividend · Shares in Listed Companies - Foreign · General Motors Co

12/09/2019	pasandi@armstrongadvisory.com.au	22/09/2017	GM 47.9012C	Accounted	145.14	Cr
12/09/2019	pasandi@armstrongadvisory.com.au	21/12/2017	GM 49.5695C	Accounted	150.20	Cr
12/09/2019	pasandi@armstrongadvisory.com.au	25/04/2018	GM 49.2803C	Accounted	137.22	Cr

Investment Income · Foreign Income · Foreign Dividend · Shares in Listed Companies - Foreign · Newell Brands Inc

12/09/2019	pasandi@armstrongadvisory.com.au	15/12/2017	NWL 29.9674C	Accounted	93.50	Cr
12/09/2019	pasandi@armstrongadvisory.com.au	15/03/2018	NWL 29.2026C	Accounted	129.95	Cr
13/09/2019	pasandi@armstrongadvisory.com.au	15/06/2018	NWL 30.8105C	Accounted	137.11	Cr

Investment Income · Foreign Income · Foreign Dividend · Shares in Listed Companies - Foreign · Orbital ATK Inc

12/09/2019	pasandi@armstrongadvisory.com.au	21/09/2017	OA 40.1808C	Accounted	38.16	Cr
------------	----------------------------------	------------	-------------	-----------	-------	----

Investment Income · Foreign Income · Foreign Dividend · Shares in Listed Companies - Foreign · Siemens A G Sponsor

ADA SUPERANNUATION FUND
General Ledger Audit Trail
For the period from 1 July 2017 to 30 June 2018

Processed Date & User	Date	Description	State	Amount
-----------------------	------	-------------	-------	--------

Income

12/09/2019	pasandi@armstrongadvisory.com.au	13/02/2018	SI Dividend	Accounted	554.64	Cr
------------	----------------------------------	------------	-------------	-----------	--------	----

Investment Income · Foreign Income · Foreign Dividend · Shares in Listed Companies - Foreign · Viacom Inc

12/09/2019	pasandi@armstrongadvisory.com.au	2/10/2017	VIAB 25.5135C	Accounted	165.84	Cr
12/09/2019	pasandi@armstrongadvisory.com.au	2/01/2018	VIAB 25.5200C	Accounted	165.88	Cr
12/09/2019	pasandi@armstrongadvisory.com.au	3/04/2018	VIAB 26.0247C	Accounted	169.16	Cr

Investment Income · Interest · Foreign Cash At Bank · USD Cash Account

12/09/2019	Transaction Rules	31/07/2017	Interest	Accounted	3.53	Cr
12/09/2019	Transaction Rules	31/08/2017	Interest	Accounted	1.54	Cr
12/09/2019	Transaction Rules	30/09/2017	Interest	Accounted	0.18	Cr
12/09/2019	Transaction Rules	31/10/2017	Interest	Accounted	0.23	Cr
12/09/2019	Transaction Rules	31/01/2018	Interest	Accounted	0.47	Cr
12/09/2019	Transaction Rules	28/02/2018	Interest	Accounted	0.64	Cr
12/09/2019	Transaction Rules	31/03/2018	Interest	Accounted	0.09	Cr
12/09/2019	Transaction Rules	30/04/2018	Interest	Accounted	0.33	Cr
12/09/2019	Transaction Rules	31/05/2018	Interest	Accounted	1.53	Cr
12/09/2019	Transaction Rules	30/06/2018	Interest	Accounted	2.03	Cr

Member Receipts · Contributions · Employer · Mr Andrew Dalzell

12/09/2019	pasandi@armstrongadvisory.com.au	19/10/2017	AD super to ADA	Accounted	1,235.00	Cr
12/09/2019	pasandi@armstrongadvisory.com.au	21/01/2018	AD Super Dec 2017	Accounted	1,330.00	Cr
12/09/2019	pasandi@armstrongadvisory.com.au	15/04/2018	AD Super mar 2018	Accounted	1,140.00	Cr

Member Receipts · Contributions · Employer · Mrs Yulia Dalzell

12/09/2019	pasandi@armstrongadvisory.com.au	19/10/2017	YD super to ADA	Accounted	1,235.00	Cr
12/09/2019	pasandi@armstrongadvisory.com.au	21/01/2018	YD super dec 2017	Accounted	1,311.00	Cr
12/09/2019	pasandi@armstrongadvisory.com.au	15/04/2018	YD Super mar 2018	Accounted	912.00	Cr

Member Receipts · Contributions · Government Co-Contributions · Mr Andrew Dalzell

12/09/2019	pasandi@armstrongadvisory.com.au	23/11/2017	ATO007000008964855	Accounted	500.00	Cr
------------	----------------------------------	------------	--------------------	-----------	--------	----

Member Receipts · Contributions · Government Co-Contributions · Mrs Yulia Dalzell

12/09/2019	pasandi@armstrongadvisory.com.au	23/11/2017	ATO007000008964855	Accounted	307.80	Cr
------------	----------------------------------	------------	--------------------	-----------	--------	----

Member Receipts · Contributions · Member · Personal Concessional · Mr Andrew Dalzell

25/10/2019	pasandi@armstrongadvisory.com.au	2/10/2017	AD super contribution	Accounted	1,000.00	Cr
25/10/2019	pasandi@armstrongadvisory.com.au	24/12/2017	from AJD contribut	Accounted	5,000.00	Cr

Other Income · ATO Interest Payments

12/09/2019	pasandi@armstrongadvisory.com.au	4/11/2017	ATO001000009404524	Accounted	15.95	Cr
------------	----------------------------------	-----------	--------------------	-----------	-------	----

Expenses

Investment Losses · Forex Realised Losses · Foreign Cash At Bank · USD Cash Account

ADA SUPERANNUATION FUND
General Ledger Audit Trail
For the period from 1 July 2017 to 30 June 2018

Processed Date & User	Date	Description	State	Amount
-----------------------	------	-------------	-------	--------

Expenses

Investment Losses · Forex Realised Losses · Foreign Cash At Bank · USD Cash Account

28/10/2019	pasandi@armstrongadvisory.com.au	6/07/2017	NRA Withholding tax FDX Div	Accounted	0.12	Dr
28/10/2019	pasandi@armstrongadvisory.com.au	28/07/2017	NRA Withholding tax DOW div	Accounted	1.39	Dr
28/10/2019	pasandi@armstrongadvisory.com.au	10/08/2017	Fee - Statement	Accounted	0.26	Dr
28/10/2019	pasandi@armstrongadvisory.com.au	14/08/2017	Buy shares	Accounted	4,832.65	Dr
28/10/2019	pasandi@armstrongadvisory.com.au	21/09/2017	NRA Withholding tax OA	Accounted	0.05	Dr
28/10/2019	pasandi@armstrongadvisory.com.au	22/09/2017	NRA Withholding tax	Accounted	0.11	Dr
28/10/2019	pasandi@armstrongadvisory.com.au	2/10/2017	NRA Withholding tax Dow div	Accounted	0.14	Cr
28/10/2019	pasandi@armstrongadvisory.com.au	2/10/2017	NRA Withholding tax VIAB	Accounted	0.17	Cr
28/10/2019	pasandi@armstrongadvisory.com.au	2/10/2017	NRA Withholding tax fdx div	Accounted	0.05	Cr
28/10/2019	pasandi@armstrongadvisory.com.au	11/10/2017	Buy shares	Accounted	393.27	Cr
28/10/2019	pasandi@armstrongadvisory.com.au	7/12/2017	Buy shares	Accounted	7.51	Cr
28/10/2019	pasandi@armstrongadvisory.com.au	15/12/2017	NRA withholding tax - NWL	Accounted	0.25	Dr
28/10/2019	pasandi@armstrongadvisory.com.au	15/12/2017	NRA Withholding tax dow	Accounted	0.31	Dr
28/10/2019	pasandi@armstrongadvisory.com.au	21/12/2017	NRA Withholding tax GM div	Accounted	0.16	Dr
28/10/2019	pasandi@armstrongadvisory.com.au	2/01/2018	NRA Withholding tax VIAB div	Accounted	0.53	Dr
28/10/2019	pasandi@armstrongadvisory.com.au	2/01/2018	NRA Withholding tax fdx div	Accounted	0.14	Dr
28/10/2019	pasandi@armstrongadvisory.com.au	12/02/2018	Buy shares	Accounted	255.25	Cr
28/10/2019	pasandi@armstrongadvisory.com.au	13/02/2018	NRA Withholding tax SI div	Accounted	1.72	Cr
28/10/2019	pasandi@armstrongadvisory.com.au	15/03/2018	NRA Withholding tax NWL	Accounted	0.19	Cr
28/10/2019	pasandi@armstrongadvisory.com.au	15/03/2018	NRA Withholding tax DOW	Accounted	0.22	Cr
28/10/2019	pasandi@armstrongadvisory.com.au	20/03/2018	Fee - statement	Accounted	0.16	Cr
28/10/2019	pasandi@armstrongadvisory.com.au	2/04/2018	NRA Withholding tax FDX	Accounted	0.25	Cr
28/10/2019	pasandi@armstrongadvisory.com.au	3/04/2018	NRA Withholding tax VIAB	Accounted	0.88	Cr
28/10/2019	pasandi@armstrongadvisory.com.au	25/04/2018	NRA Withholding tax GE div	Accounted	0.92	Cr
28/10/2019	pasandi@armstrongadvisory.com.au	1/05/2018	NRA withholding tax FCX	Accounted	0.21	Cr
28/10/2019	pasandi@armstrongadvisory.com.au	15/06/2018	NRA Withholding tax NWL	Accounted	1.14	Cr
28/10/2019	pasandi@armstrongadvisory.com.au	15/06/2018	Buy shares	Accounted	246.24	Cr
28/10/2019	pasandi@armstrongadvisory.com.au	15/06/2018	NRA Withholding tax DOW	Accounted	0.15	Cr

Other Expenses · Accountancy Fee

28/10/2019	pasandi@armstrongadvisory.com.au	24/12/2017	ESV Fees	Accounted	4,459.49	Dr
------------	----------------------------------	------------	----------	-----------	----------	----

ADA SUPERANNUATION FUND
General Ledger Audit Trail
For the period from 1 July 2017 to 30 June 2018

Processed Date & User	Date	Description	State	Amount
-----------------------	------	-------------	-------	--------

Expenses

Other Expenses · Auditor Fee

28/10/2019	pasandi@armstrongadvisory.com.au	24/12/2017	ESV Fees	Accounted	550.00	Dr
------------	----------------------------------	------------	----------	-----------	--------	----

Other Expenses · Bank Fees · Foreign Cash At Bank · USD Cash Account

12/09/2019	pasandi@armstrongadvisory.com.au	10/08/2017	Fee - Statement	Accounted	4.83	Dr
12/09/2019	pasandi@armstrongadvisory.com.au	20/03/2018	Fee - statement	Accounted	4.93	Dr

Other Expenses · General Expense

12/09/2019	pasandi@armstrongadvisory.com.au	2/10/2017	SuperCentral	Accounted	137.50	Dr
------------	----------------------------------	-----------	--------------	-----------	--------	----

Other Expenses · SMSF Supervisory Levy

12/09/2019	pasandi@armstrongadvisory.com.au	4/11/2017	ATO001000009404524	Accounted	259.00	Dr
12/09/2019	pasandi@armstrongadvisory.com.au	23/01/2018	Tax Office Payments ITR FY 2017	Accounted	259.00	Dr

Income Tax

Income Tax Expense · Income Tax Expense

28/10/2019	pasandi@armstrongadvisory.com.au	30/06/2018	Change in provision for deferred tax	Accounted	533.00	Dr
28/10/2019	pasandi@armstrongadvisory.com.au	30/06/2018	Fund Income Tax	Accounted	3,931.05	Dr

Assets

Investments · Shares in Listed Companies - Foreign · Alibaba Group Holding Ltd - ADR

13/09/2019	pasandi@armstrongadvisory.com.au	15/06/2018	Buy shares	Accounted	7,712.85	Dr
28/10/2019	pasandi@armstrongadvisory.com.au	30/06/2018	Market Value Adjustment	Accounted	935.27	Cr

Investments · Shares in Listed Companies - Foreign · Alphabet Inc - Ordinary Shares - Class C

12/09/2019	pasandi@armstrongadvisory.com.au	14/08/2017	Buy shares	Accounted	26,184.04	Dr
28/10/2019	pasandi@armstrongadvisory.com.au	30/06/2018	Market Value Adjustment	Accounted	7,024.32	Dr

Investments · Shares in Listed Companies - Foreign · Baidu Shs -A- Sponsored American Deposit Receipt Repr 1 · 10 SI

13/09/2019	pasandi@armstrongadvisory.com.au	15/06/2018	Buy shares	Accounted	7,722.36	Dr
28/10/2019	pasandi@armstrongadvisory.com.au	30/06/2018	Market Value Adjustment	Accounted	818.02	Cr

Investments · Shares in Listed Companies - Foreign · Barclays plc - ADR

12/09/2019	pasandi@armstrongadvisory.com.au	14/08/2017	Buy shares	Accounted	25,519.82	Dr
28/10/2019	pasandi@armstrongadvisory.com.au	30/06/2018	Market Value Adjustment	Accounted	414.28	Cr

Investments · Shares in Listed Companies - Foreign · BP plc - ADR

28/10/2019	pasandi@armstrongadvisory.com.au	21/05/2018	Sell shares	Accounted	15,706.00	Cr
28/10/2019	pasandi@armstrongadvisory.com.au	30/06/2018	Market Value Adjustment	Accounted	60.00	Cr

Investments · Shares in Listed Companies - Foreign · Dow Chemical Co

ADA SUPERANNUATION FUND
General Ledger Audit Trail
For the period from 1 July 2017 to 30 June 2018

Processed Date & User	Date	Description	State	Amount
-----------------------	------	-------------	-------	--------

Assets

Investments · Shares in Listed Companies - Foreign · Dow Chemical Co

28/10/2019	pasandi@armstrongadvisory.com.au	1/09/2017	DOW/DWDP Code Change	Accounted	13,529.00	Cr
28/10/2019	pasandi@armstrongadvisory.com.au	30/06/2018	Market Value Adjustment	Accounted	5,986.00	Cr

Investments · Shares in Listed Companies - Foreign · DowDuPont Inc

17/09/2019	Corporate Actions Wizard	1/09/2017	DOW/DWDP Code Change	Accounted	13,529.00	Dr
28/10/2019	pasandi@armstrongadvisory.com.au	30/06/2018	Market Value Adjustment	Accounted	7,698.12	Dr

Investments · Shares in Listed Companies - Foreign · Fedex Corp

28/10/2019	pasandi@armstrongadvisory.com.au	30/06/2018	Market Value Adjustment	Accounted	1,677.38	Dr
------------	----------------------------------	------------	-------------------------	-----------	----------	----

Investments · Shares in Listed Companies - Foreign · Freeport-McMoRan

28/10/2019	pasandi@armstrongadvisory.com.au	30/06/2018	Market Value Adjustment	Accounted	3,096.09	Dr
------------	----------------------------------	------------	-------------------------	-----------	----------	----

Investments · Shares in Listed Companies - Foreign · General Motors Co

28/10/2019	pasandi@armstrongadvisory.com.au	18/01/2018	Sell shares	Accounted	11,604.00	Cr
12/09/2019	pasandi@armstrongadvisory.com.au	12/02/2018	Buy shares	Accounted	17,180.15	Dr
28/10/2019	pasandi@armstrongadvisory.com.au	30/06/2018	Market Value Adjustment	Accounted	27,042.88	Dr

Investments · Shares in Listed Companies - Foreign · Mylan N.V.

12/09/2019	pasandi@armstrongadvisory.com.au	14/08/2017	Buy shares	Accounted	26,319.20	Dr
28/10/2019	pasandi@armstrongadvisory.com.au	30/06/2018	Market Value Adjustment	Accounted	5,464.05	Dr

Investments · Shares in Listed Companies - Foreign · Navistar International Corp

28/10/2019	pasandi@armstrongadvisory.com.au	14/08/2017	Sell shares	Accounted	9,764.00	Cr
28/10/2019	pasandi@armstrongadvisory.com.au	30/06/2018	Market Value Adjustment	Accounted	466.00	Cr

Investments · Shares in Listed Companies - Foreign · Newell Brands Inc

12/09/2019	pasandi@armstrongadvisory.com.au	11/10/2017	Buy shares	Accounted	17,964.37	Dr
12/09/2019	pasandi@armstrongadvisory.com.au	7/12/2017	Buy shares	Accounted	5,734.55	Dr
28/10/2019	pasandi@armstrongadvisory.com.au	30/06/2018	Market Value Adjustment	Accounted	8,171.18	Cr

Investments · Shares in Listed Companies - Foreign · Orbital ATK Inc

28/10/2019	pasandi@armstrongadvisory.com.au	21/09/2017	Sell shares	Accounted	6,431.00	Cr
28/10/2019	pasandi@armstrongadvisory.com.au	30/06/2018	Market Value Adjustment	Accounted	5,717.00	Cr

Investments · Shares in Listed Companies - Foreign · Siemens A G Sponsored ADR

28/10/2019	pasandi@armstrongadvisory.com.au	30/06/2018	Market Value Adjustment	Accounted	90.00	Cr
------------	----------------------------------	------------	-------------------------	-----------	-------	----

Investments · Shares in Listed Companies - Foreign · Tencent Holdings Limited ADR

13/09/2019	pasandi@armstrongadvisory.com.au	15/06/2018	Buy shares	Accounted	7,982.96	Dr
28/10/2019	pasandi@armstrongadvisory.com.au	30/06/2018	Market Value Adjustment	Accounted	512.45	Cr

ADA SUPERANNUATION FUND
General Ledger Audit Trail
For the period from 1 July 2017 to 30 June 2018

Processed Date & User	Date	Description	State	Amount
-----------------------	------	-------------	-------	--------

Assets

Investments · Shares in Listed Companies - Foreign · Viacom Inc

12/09/2019	pasandi@armstrongadvisory.com.au	14/08/2017	Buy shares	Accounted	25,453.90	Dr
28/10/2019	pasandi@armstrongadvisory.com.au	30/06/2018	Market Value Adjustment	Accounted	1,070.25	Dr

Investments · Shares in Listed Companies · Bathurst Resources Limited.

28/10/2019	pasandi@armstrongadvisory.com.au	30/06/2018	Market Value Adjustment	Accounted	1,410.00	Dr
------------	----------------------------------	------------	-------------------------	-----------	----------	----

Investments · Shares in Listed Companies · Titanium Sands Limited

Other Assets · Cash At Bank · CBA Cash Management

12/09/2019	pasandi@armstrongadvisory.com.au	2/08/2017	Transfer Raymond James	Accounted	9,000.00	Cr
12/09/2019	pasandi@armstrongadvisory.com.au	2/10/2017	AD super contribution	Accounted	1,000.00	Dr
12/09/2019	pasandi@armstrongadvisory.com.au	2/10/2017	SuperCentral	Accounted	137.50	Cr
12/09/2019	pasandi@armstrongadvisory.com.au	19/10/2017	AD super to ADA	Accounted	1,235.00	Dr
12/09/2019	pasandi@armstrongadvisory.com.au	19/10/2017	YD super to ADA	Accounted	1,235.00	Dr
12/09/2019	pasandi@armstrongadvisory.com.au	4/11/2017	ATO001000009404524	Accounted	2,357.62	Dr
12/09/2019	pasandi@armstrongadvisory.com.au	20/11/2017	USA Raymond James	Accounted	5,500.00	Cr
12/09/2019	pasandi@armstrongadvisory.com.au	23/11/2017	ATO007000008964855	Accounted	807.80	Dr
12/09/2019	pasandi@armstrongadvisory.com.au	20/12/2017	Tax Office payments str tax dec 17	Accounted	181.00	Cr
12/09/2019	pasandi@armstrongadvisory.com.au	24/12/2017	from AJD contribut	Accounted	5,000.00	Dr
12/09/2019	pasandi@armstrongadvisory.com.au	24/12/2017	ESV Fees	Accounted	5,009.49	Cr
12/09/2019	pasandi@armstrongadvisory.com.au	21/01/2018	AD Super Dec 2017	Accounted	1,330.00	Dr
12/09/2019	pasandi@armstrongadvisory.com.au	21/01/2018	YD super dec 2017	Accounted	1,311.00	Dr
12/09/2019	pasandi@armstrongadvisory.com.au	23/01/2018	Tax Office Payments ITR FY 2017	Accounted	2,520.64	Cr
12/09/2019	pasandi@armstrongadvisory.com.au	27/03/2018	Tax Office Payments ATO Jan Mar 18	Accounted	994.00	Cr
12/09/2019	pasandi@armstrongadvisory.com.au	15/04/2018	AD Super mar 2018	Accounted	1,140.00	Dr
12/09/2019	pasandi@armstrongadvisory.com.au	15/04/2018	YD Super mar 2018	Accounted	912.00	Dr

Other Assets · Foreign Cash At Bank · USD Cash Account

28/10/2019	pasandi@armstrongadvisory.com.au	6/07/2017	NRA Withholding tax FDX Div	Accounted	6.83	Cr
12/09/2019	pasandi@armstrongadvisory.com.au	6/07/2017	FDX Dividend	Accounted	44.75	Dr
28/10/2019	pasandi@armstrongadvisory.com.au	28/07/2017	NRA Withholding tax DOW div	Accounted	21.99	Cr
12/09/2019	pasandi@armstrongadvisory.com.au	28/07/2017	DOW Dividend	Accounted	137.37	Dr
12/09/2019	pasandi@armstrongadvisory.com.au	31/07/2017	Interest	Accounted	3.53	Dr
12/09/2019	pasandi@armstrongadvisory.com.au	3/08/2017	Transfer In	Accounted	9,000.00	Dr

ADA SUPERANNUATION FUND
General Ledger Audit Trail
For the period from 1 July 2017 to 30 June 2018

Processed Date & User	Date	Description	State	Amount	
Assets					
Other Assets - Foreign Cash At Bank - USD Cash Account					
28/10/2019	pasandi@armstrongadvisory.com.au	10/08/2017	Fee - Statement	Accounted	5.09 Cr
12/09/2019	pasandi@armstrongadvisory.com.au	14/08/2017	Sell shares	Accounted	11,581.56 Dr
28/10/2019	pasandi@armstrongadvisory.com.au	14/08/2017	Buy shares	Accounted	108,309.61 Cr
12/09/2019	pasandi@armstrongadvisory.com.au	31/08/2017	Interest	Accounted	1.54 Dr
28/10/2019	pasandi@armstrongadvisory.com.au	21/09/2017	NRA Withholding tax OA	Accounted	5.78 Cr
12/09/2019	pasandi@armstrongadvisory.com.au	21/09/2017	Sell shares	Accounted	15,446.60 Dr
12/09/2019	pasandi@armstrongadvisory.com.au	21/09/2017	OA dividend	Accounted	38.17 Dr
28/10/2019	pasandi@armstrongadvisory.com.au	22/09/2017	NRA Withholding tax	Accounted	21.88 Cr
12/09/2019	pasandi@armstrongadvisory.com.au	22/09/2017	GM dividend	Accounted	145.14 Dr
12/09/2019	pasandi@armstrongadvisory.com.au	22/09/2017	Bp Dividend	Accounted	262.51 Dr
12/09/2019	pasandi@armstrongadvisory.com.au	30/09/2017	Interest	Accounted	0.18 Dr
28/10/2019	pasandi@armstrongadvisory.com.au	2/10/2017	NRA Withholding tax Dow div	Accounted	20.81 Cr
28/10/2019	pasandi@armstrongadvisory.com.au	2/10/2017	NRA Withholding tax VIAB	Accounted	24.71 Cr
28/10/2019	pasandi@armstrongadvisory.com.au	2/10/2017	NRA Withholding tax fdx div	Accounted	6.46 Cr
12/09/2019	pasandi@armstrongadvisory.com.au	2/10/2017	VIAB Dividend	Accounted	165.84 Dr
12/09/2019	pasandi@armstrongadvisory.com.au	2/10/2017	FDX dividend	Accounted	43.37 Dr
12/09/2019	pasandi@armstrongadvisory.com.au	2/10/2017	DOW dividend	Accounted	139.66 Dr
28/10/2019	pasandi@armstrongadvisory.com.au	11/10/2017	Buy shares	Accounted	17,571.10 Cr
12/09/2019	pasandi@armstrongadvisory.com.au	31/10/2017	Interest	Accounted	0.23 Dr
12/09/2019	pasandi@armstrongadvisory.com.au	6/12/2017	Transfer in	Accounted	5,500.00 Dr
28/10/2019	pasandi@armstrongadvisory.com.au	7/12/2017	Buy shares	Accounted	5,727.04 Cr
28/10/2019	pasandi@armstrongadvisory.com.au	15/12/2017	NRA withholding tax - NWL	Accounted	14.27 Cr
28/10/2019	pasandi@armstrongadvisory.com.au	15/12/2017	NRA Withholding tax dow	Accounted	17.99 Cr
12/09/2019	pasandi@armstrongadvisory.com.au	15/12/2017	DOW dividend	Accounted	117.84 Dr
12/09/2019	pasandi@armstrongadvisory.com.au	15/12/2017	NWL Dividend	Accounted	93.50 Dr
28/10/2019	pasandi@armstrongadvisory.com.au	21/12/2017	NRA Withholding tax GM div	Accounted	22.69 Cr
12/09/2019	pasandi@armstrongadvisory.com.au	21/12/2017	GM Dividend	Accounted	150.20 Dr
12/09/2019	pasandi@armstrongadvisory.com.au	21/12/2017	BP Dividend	Accounted	271.65 Dr
12/09/2019	pasandi@armstrongadvisory.com.au	2/01/2018	FDX Dividend	Accounted	43.38 Dr
12/09/2019	pasandi@armstrongadvisory.com.au	2/01/2018	VIAB Dividend	Accounted	165.88 Dr

ADA SUPERANNUATION FUND
General Ledger Audit Trail
For the period from 1 July 2017 to 30 June 2018

Processed Date & User	Date	Description	State	Amount	
Assets					
Other Assets - Foreign Cash At Bank - USD Cash Account					
28/10/2019	pasandi@armstrongadvisory.com.au	2/01/2018	NRA Withholding tax VIAB div	Accounted	25.41 Cr
28/10/2019	pasandi@armstrongadvisory.com.au	2/01/2018	NRA Withholding tax fdx div	Accounted	6.65 Cr
12/09/2019	pasandi@armstrongadvisory.com.au	18/01/2018	Sell shares	Accounted	16,770.50 Dr
12/09/2019	pasandi@armstrongadvisory.com.au	31/01/2018	Interest	Accounted	0.47 Dr
28/10/2019	pasandi@armstrongadvisory.com.au	12/02/2018	Buy shares	Accounted	16,924.90 Cr
28/10/2019	pasandi@armstrongadvisory.com.au	13/02/2018	NRA Withholding tax SI div	Accounted	144.54 Cr
12/09/2019	pasandi@armstrongadvisory.com.au	13/02/2018	SI Dividend	Accounted	554.64 Dr
12/09/2019	pasandi@armstrongadvisory.com.au	28/02/2018	Interest	Accounted	0.64 Dr
12/09/2019	pasandi@armstrongadvisory.com.au	15/03/2018	DOW dividend	Accounted	114.83 Dr
12/09/2019	pasandi@armstrongadvisory.com.au	15/03/2018	NWL dividend	Accounted	129.95 Dr
28/10/2019	pasandi@armstrongadvisory.com.au	15/03/2018	NRA Withholding tax DOW	Accounted	19.27 Cr
28/10/2019	pasandi@armstrongadvisory.com.au	15/03/2018	NRA Withholding tax NWL	Accounted	17.04 Cr
28/10/2019	pasandi@armstrongadvisory.com.au	20/03/2018	Fee - statement	Accounted	4.77 Cr
12/09/2019	pasandi@armstrongadvisory.com.au	29/03/2018	BP Dividend	Accounted	271.69 Dr
12/09/2019	pasandi@armstrongadvisory.com.au	31/03/2018	Interest	Accounted	0.09 Dr
28/10/2019	pasandi@armstrongadvisory.com.au	2/04/2018	NRA Withholding tax FDX	Accounted	6.40 Cr
12/09/2019	pasandi@armstrongadvisory.com.au	2/04/2018	FDX div	Accounted	44.36 Dr
12/09/2019	pasandi@armstrongadvisory.com.au	3/04/2018	VIAB Dividend	Accounted	169.16 Dr
28/10/2019	pasandi@armstrongadvisory.com.au	3/04/2018	NRA Withholding tax VIAB	Accounted	24.49 Cr
12/09/2019	pasandi@armstrongadvisory.com.au	5/04/2018	BCS Dividend	Accounted	263.51 Dr
28/10/2019	pasandi@armstrongadvisory.com.au	25/04/2018	NRA Withholding tax GE div	Accounted	19.66 Cr
12/09/2019	pasandi@armstrongadvisory.com.au	25/04/2018	GE Dividend	Accounted	137.22 Dr
12/09/2019	pasandi@armstrongadvisory.com.au	30/04/2018	Interest	Accounted	0.33 Dr
28/10/2019	pasandi@armstrongadvisory.com.au	1/05/2018	NRA withholding tax FCX	Accounted	3.77 Cr
12/09/2019	pasandi@armstrongadvisory.com.au	1/05/2018	FCX Dividend	Accounted	26.53 Dr
12/09/2019	pasandi@armstrongadvisory.com.au	21/05/2018	Sell shares	Accounted	21,431.93 Dr
12/09/2019	pasandi@armstrongadvisory.com.au	31/05/2018	Interest	Accounted	1.53 Dr
28/10/2019	pasandi@armstrongadvisory.com.au	15/06/2018	NRA Withholding tax NWL	Accounted	17.04 Cr
28/10/2019	pasandi@armstrongadvisory.com.au	15/06/2018	Buy shares	Accounted	23,171.93 Cr
28/10/2019	pasandi@armstrongadvisory.com.au	15/06/2018	NRA Withholding tax DOW	Accounted	20.41 Cr

ADA SUPERANNUATION FUND
General Ledger Audit Trail
For the period from 1 July 2017 to 30 June 2018

Processed Date & User	Date	Description	State	Amount
-----------------------	------	-------------	-------	--------

Assets

Other Assets · Foreign Cash At Bank · USD Cash Account

12/09/2019	pasandi@armstrongadvisory.com.au	15/06/2018	DOW dividend	Accounted	121.15	Dr
12/09/2019	pasandi@armstrongadvisory.com.au	15/06/2018	NWL Dividend	Accounted	137.11	Dr
12/09/2019	pasandi@armstrongadvisory.com.au	22/06/2018	BP Dividends	Accounted	281.50	Dr
12/09/2019	pasandi@armstrongadvisory.com.au	30/06/2018	Interest	Accounted	2.03	Dr
28/10/2019	pasandi@armstrongadvisory.com.au	30/06/2018	Market Value Adjustment	Accounted	5,199.23	Dr

Other Assets · Receivables · Investment Income Receivable · Foreign Income · Foreign Dividend · Shares in Listed Com

12/09/2019	Evidence Match	5/04/2018	BCS 14.6204C	Accounted	263.51	Cr
12/09/2019	pasandi@armstrongadvisory.com.au	5/04/2018	BCS 14.6204C	Accounted	263.51	Dr

Other Assets · Receivables · Investment Income Receivable · Foreign Income · Foreign Dividend · Shares in Listed Com

12/09/2019	Evidence Match	22/09/2017	BP 75.6334C	Accounted	262.51	Cr
12/09/2019	pasandi@armstrongadvisory.com.au	22/09/2017	BP 75.6334C	Accounted	262.51	Dr
12/09/2019	Evidence Match	21/12/2017	BP 78.2677C	Accounted	271.65	Cr
12/09/2019	pasandi@armstrongadvisory.com.au	21/12/2017	BP 78.2677C	Accounted	271.65	Dr
12/09/2019	Evidence Match	29/03/2018	BP 78.2779C	Accounted	271.69	Cr
12/09/2019	pasandi@armstrongadvisory.com.au	29/03/2018	BP 78.2779C	Accounted	271.69	Dr
13/09/2019	Evidence Match	22/06/2018	BP 81.1030C	Accounted	281.50	Cr
13/09/2019	pasandi@armstrongadvisory.com.au	22/06/2018	BP 81.1030C	Accounted	281.50	Dr

Other Assets · Receivables · Investment Income Receivable · Foreign Income · Foreign Dividend · Shares in Listed Com

12/09/2019	Evidence Match	28/07/2017	DOW 57.7164C	Accounted	116.77	Cr
12/09/2019	pasandi@armstrongadvisory.com.au	28/07/2017	DOW 57.7164C	Accounted	116.77	Dr

Other Assets · Receivables · Investment Income Receivable · Foreign Income · Foreign Dividend · Shares in Listed Com

17/09/2019	Evidence Match	2/10/2017	DOW 58.6810C	Accounted	118.71	Cr
12/09/2019	pasandi@armstrongadvisory.com.au	2/10/2017	DOW 58.6810C	Accounted	118.71	Dr
17/09/2019	Evidence Match	15/12/2017	DOW 58.6810C	Accounted	100.16	Cr
12/09/2019	pasandi@armstrongadvisory.com.au	15/12/2017	DOW 58.6810C	Accounted	100.16	Dr
17/09/2019	Evidence Match	15/03/2018	DOW dividend	Accounted	95.34	Cr
12/09/2019	pasandi@armstrongadvisory.com.au	15/03/2018	DOW dividend	Accounted	95.34	Dr
17/09/2019	Evidence Match	15/06/2018	DOW dividend	Accounted	102.97	Cr
13/09/2019	pasandi@armstrongadvisory.com.au	15/06/2018	DOW dividend	Accounted	102.97	Dr

Other Assets · Receivables · Investment Income Receivable · Foreign Income · Foreign Dividend · Shares in Listed Com

12/09/2019	Evidence Match	6/07/2017	FDX 65.8155C	Accounted	38.04	Cr
12/09/2019	pasandi@armstrongadvisory.com.au	6/07/2017	FDX 65.8155C	Accounted	38.04	Dr
12/09/2019	Evidence Match	2/10/2017	FDX 63.7837C	Accounted	36.86	Cr
12/09/2019	pasandi@armstrongadvisory.com.au	2/10/2017	FDX 63.7837C	Accounted	36.86	Dr
12/09/2019	Evidence Match	2/01/2018	FDX 63.7999C	Accounted	36.87	Cr

ADA SUPERANNUATION FUND
General Ledger Audit Trail
For the period from 1 July 2017 to 30 June 2018

Processed Date & User	Date	Description	State	Amount
-----------------------	------	-------------	-------	--------

Assets

Other Assets · Receivables · Investment Income Receivable · Foreign Income · Foreign Dividend · Shares in Listed Com

12/09/2019	pasandi@armstrongadvisory.com.au	2/01/2018	FDX 63.7999C	Accounted	36.87	Dr
12/09/2019	Evidence Match	2/04/2018	FDX 65.2316C	Accounted	37.71	Cr
12/09/2019	pasandi@armstrongadvisory.com.au	2/04/2018	FDX 65.2316C	Accounted	37.71	Dr

Other Assets · Receivables · Investment Income Receivable · Foreign Income · Foreign Dividend · Shares in Listed Com

12/09/2019	Evidence Match	1/05/2018	FCX 6.6313C	Accounted	22.55	Cr
12/09/2019	pasandi@armstrongadvisory.com.au	1/05/2018	FCX 6.6313C	Accounted	22.55	Dr

Other Assets · Receivables · Investment Income Receivable · Foreign Income · Foreign Dividend · Shares in Listed Com

12/09/2019	Evidence Match	22/09/2017	GM 47.9012C	Accounted	123.37	Cr
12/09/2019	pasandi@armstrongadvisory.com.au	22/09/2017	GM 47.9012C	Accounted	123.37	Dr
12/09/2019	Evidence Match	21/12/2017	GM 49.5695C	Accounted	127.67	Cr
12/09/2019	pasandi@armstrongadvisory.com.au	21/12/2017	GM 49.5695C	Accounted	127.67	Dr
12/09/2019	Evidence Match	25/04/2018	GM 49.2803C	Accounted	116.64	Cr
12/09/2019	pasandi@armstrongadvisory.com.au	25/04/2018	GM 49.2803C	Accounted	116.64	Dr

Other Assets · Receivables · Investment Income Receivable · Foreign Income · Foreign Dividend · Shares in Listed Com

12/09/2019	Evidence Match	15/12/2017	NWL 29.9674C	Accounted	79.48	Cr
12/09/2019	pasandi@armstrongadvisory.com.au	15/12/2017	NWL 29.9674C	Accounted	79.48	Dr
12/09/2019	Evidence Match	15/03/2018	NWL 29.2026C	Accounted	112.72	Cr
12/09/2019	pasandi@armstrongadvisory.com.au	15/03/2018	NWL 29.2026C	Accounted	112.72	Dr
13/09/2019	Evidence Match	15/06/2018	NWL 30.8105C	Accounted	116.55	Cr
13/09/2019	pasandi@armstrongadvisory.com.au	15/06/2018	NWL 30.8105C	Accounted	116.55	Dr

Other Assets · Receivables · Investment Income Receivable · Foreign Income · Foreign Dividend · Shares in Listed Com

12/09/2019	Evidence Match	21/09/2017	OA 40.1808C	Accounted	32.44	Cr
12/09/2019	pasandi@armstrongadvisory.com.au	21/09/2017	OA 40.1808C	Accounted	32.44	Dr

Other Assets · Receivables · Investment Income Receivable · Foreign Income · Foreign Dividend · Shares in Listed Com

12/09/2019	Evidence Match	13/02/2018	SI Dividend	Accounted	408.38	Cr
12/09/2019	pasandi@armstrongadvisory.com.au	13/02/2018	SI Dividend	Accounted	408.38	Dr

Other Assets · Receivables · Investment Income Receivable · Foreign Income · Foreign Dividend · Shares in Listed Com

12/09/2019	Evidence Match	2/10/2017	VIAB 25.5135C	Accounted	140.96	Cr
12/09/2019	pasandi@armstrongadvisory.com.au	2/10/2017	VIAB 25.5135C	Accounted	140.96	Dr
12/09/2019	Evidence Match	2/01/2018	VIAB 25.5200C	Accounted	141.00	Cr
12/09/2019	pasandi@armstrongadvisory.com.au	2/01/2018	VIAB 25.5200C	Accounted	141.00	Dr
12/09/2019	Evidence Match	3/04/2018	VIAB 26.0247C	Accounted	143.79	Cr
12/09/2019	pasandi@armstrongadvisory.com.au	3/04/2018	VIAB 26.0247C	Accounted	143.79	Dr

Other Assets · Receivables · Investment Income Receivable · Interest · Foreign Cash At Bank · USD Cash Account

12/09/2019	Evidence Match	31/07/2017	Interest	Accounted	3.53	Cr
12/09/2019	Transaction Rules	31/07/2017	Interest	Accounted	3.53	Dr

ADA SUPERANNUATION FUND
General Ledger Audit Trail
For the period from 1 July 2017 to 30 June 2018

Processed Date & User	Date	Description	State	Amount
-----------------------	------	-------------	-------	--------

Assets

Other Assets · Receivables · Investment Income Receivable · Interest · Foreign Cash At Bank · USD Cash Account

12/09/2019	Evidence Match	31/08/2017	Interest	Accounted	1.54	Cr
12/09/2019	Transaction Rules	31/08/2017	Interest	Accounted	1.54	Dr
12/09/2019	Evidence Match	30/09/2017	Interest	Accounted	0.18	Cr
12/09/2019	Transaction Rules	30/09/2017	Interest	Accounted	0.18	Dr
12/09/2019	Evidence Match	31/10/2017	Interest	Accounted	0.23	Cr
12/09/2019	Transaction Rules	31/10/2017	Interest	Accounted	0.23	Dr
12/09/2019	Transaction Rules	31/01/2018	Interest	Accounted	0.47	Dr
12/09/2019	Evidence Match	31/01/2018	Interest	Accounted	0.47	Cr
12/09/2019	Evidence Match	28/02/2018	Interest	Accounted	0.64	Cr
12/09/2019	Transaction Rules	28/02/2018	Interest	Accounted	0.64	Dr
12/09/2019	Evidence Match	31/03/2018	Interest	Accounted	0.09	Cr
12/09/2019	Transaction Rules	31/03/2018	Interest	Accounted	0.09	Dr
12/09/2019	Evidence Match	30/04/2018	Interest	Accounted	0.33	Cr
12/09/2019	Transaction Rules	30/04/2018	Interest	Accounted	0.33	Dr
12/09/2019	Evidence Match	31/05/2018	Interest	Accounted	1.53	Cr
12/09/2019	Transaction Rules	31/05/2018	Interest	Accounted	1.53	Dr
12/09/2019	Evidence Match	30/06/2018	Interest	Accounted	2.03	Cr
12/09/2019	Transaction Rules	30/06/2018	Interest	Accounted	2.03	Dr

Other Assets · Receivables · Member Income Receivable · Contributions · Mr Andrew Dalzell

25/10/2019	Evidence Match	2/10/2017	Contribution Received	Accounted	1,000.00	Cr
25/10/2019	pasandi@armstrongadvisory.com.au	2/10/2017	AD super contribution	Accounted	1,000.00	Dr
12/09/2019	Evidence Match	19/10/2017	Contribution Received	Accounted	1,235.00	Cr
12/09/2019	pasandi@armstrongadvisory.com.au	19/10/2017	AD super to ADA	Accounted	1,235.00	Dr
12/09/2019	Evidence Match	23/11/2017	Contribution Received	Accounted	500.00	Cr
12/09/2019	pasandi@armstrongadvisory.com.au	23/11/2017	ATO007000008964855	Accounted	500.00	Dr
25/10/2019	Evidence Match	24/12/2017	Contribution Received	Accounted	5,000.00	Cr
25/10/2019	pasandi@armstrongadvisory.com.au	24/12/2017	from AJD contribut	Accounted	5,000.00	Dr
12/09/2019	Evidence Match	21/01/2018	Contribution Received	Accounted	1,330.00	Cr
12/09/2019	pasandi@armstrongadvisory.com.au	21/01/2018	AD Super Dec 2017	Accounted	1,330.00	Dr
12/09/2019	Evidence Match	15/04/2018	Contribution Received	Accounted	1,140.00	Cr
12/09/2019	pasandi@armstrongadvisory.com.au	15/04/2018	AD Super mar 2018	Accounted	1,140.00	Dr

Other Assets · Receivables · Member Income Receivable · Contributions · Mrs Yulia Dalzell

12/09/2019	Evidence Match	19/10/2017	Contribution Received	Accounted	1,235.00	Cr
12/09/2019	pasandi@armstrongadvisory.com.au	19/10/2017	YD super to ADA	Accounted	1,235.00	Dr
12/09/2019	Evidence Match	23/11/2017	Contribution Received	Accounted	307.80	Cr
12/09/2019	pasandi@armstrongadvisory.com.au	23/11/2017	ATO007000008964855	Accounted	307.80	Dr
12/09/2019	Evidence Match	21/01/2018	Contribution Received	Accounted	1,311.00	Cr
12/09/2019	pasandi@armstrongadvisory.com.au	21/01/2018	YD super dec 2017	Accounted	1,311.00	Dr
12/09/2019	Evidence Match	15/04/2018	Contribution Received	Accounted	912.00	Cr
12/09/2019	pasandi@armstrongadvisory.com.au	15/04/2018	YD Super mar 2018	Accounted	912.00	Dr

Other Assets · Unsettled Trades · Acquisitions · Shares in Listed Companies - Foreign · Alibaba Group Holding Ltd - AD

ADA SUPERANNUATION FUND
General Ledger Audit Trail
For the period from 1 July 2017 to 30 June 2018

Processed Date & User	Date	Description	State	Amount
Assets				
Other Assets · Unsettled Trades · Acquisitions · Shares in Listed Companies - Foreign · Alibaba Group Holding Ltd - AD				
13/09/2019 pasandi@armstrongadvisory.com.au	15/06/2018	Buy shares	Accounted	7,712.85 Cr
13/09/2019 Evidence Match	15/06/2018	Buy shares	Accounted	7,712.85 Dr
Other Assets · Unsettled Trades · Acquisitions · Shares in Listed Companies - Foreign · Alphabet Inc - Ordinary Shares				
12/09/2019 pasandi@armstrongadvisory.com.au	14/08/2017	Buy shares	Accounted	26,184.04 Cr
12/09/2019 Evidence Match	14/08/2017	Buy shares	Accounted	26,184.04 Dr
Other Assets · Unsettled Trades · Acquisitions · Shares in Listed Companies - Foreign · Baidu Shs -A- Sponsored Amer				
13/09/2019 pasandi@armstrongadvisory.com.au	15/06/2018	Buy shares	Accounted	7,722.36 Cr
13/09/2019 Evidence Match	15/06/2018	Buy shares	Accounted	7,722.36 Dr
Other Assets · Unsettled Trades · Acquisitions · Shares in Listed Companies - Foreign · Barclays plc - ADR				
12/09/2019 pasandi@armstrongadvisory.com.au	14/08/2017	Buy shares	Accounted	25,519.82 Cr
12/09/2019 Evidence Match	14/08/2017	Buy shares	Accounted	25,519.82 Dr
Other Assets · Unsettled Trades · Acquisitions · Shares in Listed Companies - Foreign · General Motors Co				
12/09/2019 pasandi@armstrongadvisory.com.au	12/02/2018	Buy shares	Accounted	17,180.15 Cr
12/09/2019 Evidence Match	12/02/2018	Buy shares	Accounted	17,180.15 Dr
Other Assets · Unsettled Trades · Acquisitions · Shares in Listed Companies - Foreign · Mylan N.V.				
12/09/2019 pasandi@armstrongadvisory.com.au	14/08/2017	Buy shares	Accounted	26,319.20 Cr
12/09/2019 Evidence Match	14/08/2017	Buy shares	Accounted	26,319.20 Dr
Other Assets · Unsettled Trades · Acquisitions · Shares in Listed Companies - Foreign · Newell Brands Inc				
12/09/2019 pasandi@armstrongadvisory.com.au	11/10/2017	Buy shares	Accounted	17,964.37 Cr
12/09/2019 Evidence Match	11/10/2017	Buy shares	Accounted	17,964.37 Dr
12/09/2019 pasandi@armstrongadvisory.com.au	7/12/2017	Buy shares	Accounted	5,734.55 Cr
12/09/2019 Evidence Match	7/12/2017	Buy shares	Accounted	5,734.55 Dr
Other Assets · Unsettled Trades · Acquisitions · Shares in Listed Companies - Foreign · Tencent Holdings Limited ADR				
13/09/2019 pasandi@armstrongadvisory.com.au	15/06/2018	Buy shares	Accounted	7,982.96 Cr
13/09/2019 Evidence Match	15/06/2018	Buy shares	Accounted	7,982.96 Dr
Other Assets · Unsettled Trades · Acquisitions · Shares in Listed Companies - Foreign · Viacom Inc				
12/09/2019 pasandi@armstrongadvisory.com.au	14/08/2017	Buy shares	Accounted	25,453.90 Cr
12/09/2019 Evidence Match	14/08/2017	Buy shares	Accounted	25,453.90 Dr
Other Assets · Unsettled Trades · Disposals · Shares in Listed Companies - Foreign · BP plc - ADR				
13/09/2019 Evidence Match	21/05/2018	Sell shares	Accounted	21,431.93 Cr
13/09/2019 pasandi@armstrongadvisory.com.au	21/05/2018	Sell shares	Accounted	21,431.93 Dr
Other Assets · Unsettled Trades · Disposals · Shares in Listed Companies - Foreign · General Motors Co				
12/09/2019 Evidence Match	18/01/2018	Sell shares	Accounted	16,770.50 Cr
12/09/2019 pasandi@armstrongadvisory.com.au	18/01/2018	Sell shares	Accounted	16,770.50 Dr
Other Assets · Unsettled Trades · Disposals · Shares in Listed Companies - Foreign · Navistar International Corp				
12/09/2019 Evidence Match	14/08/2017	Sell shares	Accounted	11,581.56 Cr

ADA SUPERANNUATION FUND
General Ledger Audit Trail
For the period from 1 July 2017 to 30 June 2018

Processed Date & User	Date	Description	State	Amount
-----------------------	------	-------------	-------	--------

Assets

Other Assets · Unsettled Trades · Disposals · Shares in Listed Companies - Foreign · Navistar International Corp

12/09/2019	pasandi@armstrongadvisory.com.au	14/08/2017	Sell shares	Accounted	11,581.56	Dr
------------	----------------------------------	------------	-------------	-----------	-----------	----

Other Assets · Unsettled Trades · Disposals · Shares in Listed Companies - Foreign · Orbital ATK Inc

12/09/2019	Evidence Match	21/09/2017	Sell shares	Accounted	15,446.60	Cr
12/09/2019	pasandi@armstrongadvisory.com.au	21/09/2017	Sell shares	Accounted	15,446.60	Dr

Liabilities

Deferred Tax Liability · Unrealised Gains · Losses

28/10/2019	pasandi@armstrongadvisory.com.au	30/06/2018	Change in provision for deferred tax	Accounted	533.00	Cr
------------	----------------------------------	------------	--------------------------------------	-----------	--------	----

Fund Suspense · CBA Cash Management

12/09/2019	pasandi@armstrongadvisory.com.au	2/08/2017	Transfer Raymond James	Accounted	9,000.00	Dr
12/09/2019	Evidence Match	3/08/2017	Transfer Raymond James	Accounted	9,000.00	Cr
28/10/2019	Evidence Match	2/10/2017	SuperCentral	Accounted	137.50	Cr
25/10/2019	Evidence Match	2/10/2017	AD super contribution	Accounted	1,000.00	Dr
12/09/2019	pasandi@armstrongadvisory.com.au	2/10/2017	AD super contribution	Accounted	1,000.00	Cr
12/09/2019	pasandi@armstrongadvisory.com.au	2/10/2017	SuperCentral	Accounted	137.50	Dr
12/09/2019	Evidence Match	19/10/2017	AD super to ADA	Accounted	1,235.00	Dr
12/09/2019	Evidence Match	19/10/2017	YD super to ADA	Accounted	1,235.00	Dr
12/09/2019	pasandi@armstrongadvisory.com.au	19/10/2017	AD super to ADA	Accounted	1,235.00	Cr
12/09/2019	pasandi@armstrongadvisory.com.au	19/10/2017	YD super to ADA	Accounted	1,235.00	Cr
12/09/2019	Evidence Match	4/11/2017	ATO001000009404524	Accounted	2,357.62	Dr
12/09/2019	pasandi@armstrongadvisory.com.au	4/11/2017	ATO001000009404524	Accounted	2,357.62	Cr
12/09/2019	pasandi@armstrongadvisory.com.au	20/11/2017	USA Raymond James	Accounted	5,500.00	Dr
12/09/2019	Evidence Match	23/11/2017	ATO007000008964855	Accounted	807.80	Dr
12/09/2019	pasandi@armstrongadvisory.com.au	23/11/2017	ATO007000008964855	Accounted	807.80	Cr
12/09/2019	Evidence Match	6/12/2017	USA Raymond James	Accounted	5,500.00	Cr
12/09/2019	pasandi@armstrongadvisory.com.au	20/12/2017	Tax Office payments str tax dec 17	Accounted	181.00	Dr
12/09/2019	Evidence Match	20/12/2017	Tax Office payments str tax dec 17	Accounted	181.00	Cr
28/10/2019	Evidence Match	24/12/2017	ESV Fees	Accounted	4,459.49	Cr
28/10/2019	Evidence Match	24/12/2017	ESV Fees	Accounted	550.00	Cr
25/10/2019	Evidence Match	24/12/2017	from AJD contribut	Accounted	5,000.00	Dr
12/09/2019	pasandi@armstrongadvisory.com.au	24/12/2017	from AJD contribut	Accounted	5,000.00	Cr
12/09/2019	pasandi@armstrongadvisory.com.au	24/12/2017	ESV Fees	Accounted	5,009.49	Dr
12/09/2019	pasandi@armstrongadvisory.com.au	21/01/2018	AD Super Dec 2017	Accounted	1,330.00	Cr
12/09/2019	Evidence Match	21/01/2018	YD super dec 2017	Accounted	1,311.00	Dr
12/09/2019	Evidence Match	21/01/2018	AD Super Dec 2017	Accounted	1,330.00	Dr
12/09/2019	pasandi@armstrongadvisory.com.au	21/01/2018	YD super dec 2017	Accounted	1,311.00	Cr
12/09/2019	Evidence Match	23/01/2018	Tax Office Payments ITR FY 2017	Accounted	2,520.64	Cr

ADA SUPERANNUATION FUND
General Ledger Audit Trail
For the period from 1 July 2017 to 30 June 2018

Processed Date & User	Date	Description	State	Amount
-----------------------	------	-------------	-------	--------

Liabilities

Fund Suspense - CBA Cash Management

12/09/2019	pasandi@armstrongadvisory.com.au	23/01/2018	Tax Office Payments ITR FY 2017	Accounted	2,520.64	Dr
12/09/2019	Evidence Match	27/03/2018	Tax Office Payments ATO Jan Mar 18	Accounted	994.00	Cr
12/09/2019	pasandi@armstrongadvisory.com.au	27/03/2018	Tax Office Payments ATO Jan Mar 18	Accounted	994.00	Dr
12/09/2019	Evidence Match	15/04/2018	AD Super mar 2018	Accounted	1,140.00	Dr
12/09/2019	pasandi@armstrongadvisory.com.au	15/04/2018	AD Super mar 2018	Accounted	1,140.00	Cr
12/09/2019	Evidence Match	15/04/2018	YD Super mar 2018	Accounted	912.00	Dr
12/09/2019	pasandi@armstrongadvisory.com.au	15/04/2018	YD Super mar 2018	Accounted	912.00	Cr

Fund Suspense - USD Cash Account

12/09/2019	Evidence Match	6/07/2017	FDX Dividend	Accounted	38.04	Dr
12/09/2019	pasandi@armstrongadvisory.com.au	6/07/2017	NRA Withholding tax FDX Div	Accounted	6.71	Dr
12/09/2019	Evidence Match	6/07/2017	NRA Withholding tax FDX Div	Accounted	6.71	Cr
12/09/2019	Evidence Match	6/07/2017	FDX Dividend	Accounted	6.71	Dr
12/09/2019	pasandi@armstrongadvisory.com.au	6/07/2017	FDX Dividend	Accounted	44.75	Cr
12/09/2019	Evidence Match	28/07/2017	DOW Dividend	Accounted	20.60	Dr
12/09/2019	Evidence Match	28/07/2017	NRA Withholding tax DOW div	Accounted	20.60	Cr
12/09/2019	pasandi@armstrongadvisory.com.au	28/07/2017	NRA Withholding tax DOW div	Accounted	20.60	Dr
12/09/2019	pasandi@armstrongadvisory.com.au	28/07/2017	DOW Dividend	Accounted	137.37	Cr
12/09/2019	Evidence Match	28/07/2017	DOW Dividend	Accounted	116.77	Dr
12/09/2019	Evidence Match	31/07/2017	Interest	Accounted	3.53	Dr
12/09/2019	pasandi@armstrongadvisory.com.au	31/07/2017	Interest	Accounted	3.53	Cr
12/09/2019	Evidence Match	3/08/2017	Transfer In	Accounted	9,000.00	Dr
12/09/2019	pasandi@armstrongadvisory.com.au	3/08/2017	Transfer In	Accounted	9,000.00	Cr
12/09/2019	Evidence Match	10/08/2017	Fee - Statement	Accounted	4.83	Cr
12/09/2019	pasandi@armstrongadvisory.com.au	10/08/2017	Fee - Statement	Accounted	4.83	Dr
12/09/2019	Evidence Match	14/08/2017	Buy shares	Accounted	25,453.90	Cr
12/09/2019	Evidence Match	14/08/2017	Buy shares	Accounted	25,519.82	Cr
12/09/2019	Evidence Match	14/08/2017	Buy shares	Accounted	26,184.04	Cr
12/09/2019	Evidence Match	14/08/2017	Buy shares	Accounted	26,319.20	Cr
12/09/2019	pasandi@armstrongadvisory.com.au	14/08/2017	Buy shares	Accounted	26,184.04	Dr
12/09/2019	pasandi@armstrongadvisory.com.au	14/08/2017	Buy shares	Accounted	26,319.20	Dr
12/09/2019	pasandi@armstrongadvisory.com.au	14/08/2017	Sell shares	Accounted	11,581.56	Cr
12/09/2019	Evidence Match	14/08/2017	Sell shares	Accounted	11,581.56	Dr
12/09/2019	pasandi@armstrongadvisory.com.au	14/08/2017	Buy shares	Accounted	25,453.90	Dr
12/09/2019	pasandi@armstrongadvisory.com.au	14/08/2017	Buy shares	Accounted	25,519.82	Dr
12/09/2019	pasandi@armstrongadvisory.com.au	31/08/2017	Interest	Accounted	1.54	Cr
12/09/2019	Evidence Match	31/08/2017	Interest	Accounted	1.54	Dr
12/09/2019	pasandi@armstrongadvisory.com.au	21/09/2017	NRA Withholding tax OA	Accounted	5.73	Dr

ADA SUPERANNUATION FUND
General Ledger Audit Trail
For the period from 1 July 2017 to 30 June 2018

Processed Date & User	Date	Description	State	Amount
-----------------------	------	-------------	-------	--------

Liabilities

Fund Suspense - USD Cash Account

12/09/2019	Evidence Match	21/09/2017	NRA Withholding tax OA	Accounted	5.73	Cr
12/09/2019	pasandi@armstrongadvisory.com.au	21/09/2017	OA dividend	Accounted	38.17	Cr
12/09/2019	pasandi@armstrongadvisory.com.au	21/09/2017	Sell shares	Accounted	15,446.60	Cr
12/09/2019	Evidence Match	21/09/2017	Sell shares	Accounted	15,446.60	Dr
12/09/2019	Evidence Match	21/09/2017	OA dividend	Accounted	5.73	Dr
12/09/2019	Evidence Match	21/09/2017	OA dividend	Accounted	32.44	Dr
12/09/2019	pasandi@armstrongadvisory.com.au	22/09/2017	NRA Withholding tax	Accounted	21.77	Dr
12/09/2019	pasandi@armstrongadvisory.com.au	22/09/2017	Bp Dividend	Accounted	262.51	Cr
12/09/2019	Evidence Match	22/09/2017	Bp Dividend	Accounted	262.51	Dr
12/09/2019	Evidence Match	22/09/2017	GM dividend	Accounted	21.77	Dr
12/09/2019	Evidence Match	22/09/2017	GM dividend	Accounted	123.37	Dr
12/09/2019	Evidence Match	22/09/2017	NRA Withholding tax	Accounted	21.77	Cr
12/09/2019	pasandi@armstrongadvisory.com.au	22/09/2017	GM dividend	Accounted	145.14	Cr
12/09/2019	Evidence Match	30/09/2017	Interest	Accounted	0.18	Dr
12/09/2019	pasandi@armstrongadvisory.com.au	30/09/2017	Interest	Accounted	0.18	Cr
12/09/2019	Evidence Match	2/10/2017	NRA Withholding tax Dow div	Accounted	20.95	Cr
12/09/2019	Evidence Match	2/10/2017	NRA Withholding tax fdx div	Accounted	6.51	Cr
12/09/2019	Evidence Match	2/10/2017	NRA Withholding tax VIAB	Accounted	24.88	Cr
12/09/2019	pasandi@armstrongadvisory.com.au	2/10/2017	DOW dividend	Accounted	139.66	Cr
12/09/2019	pasandi@armstrongadvisory.com.au	2/10/2017	NRA Withholding tax Dow div	Accounted	20.95	Dr
12/09/2019	pasandi@armstrongadvisory.com.au	2/10/2017	NRA Withholding tax fdx div	Accounted	6.51	Dr
12/09/2019	Evidence Match	2/10/2017	FDX dividend	Accounted	6.51	Dr
12/09/2019	Evidence Match	2/10/2017	FDX dividend	Accounted	36.86	Dr
12/09/2019	Evidence Match	2/10/2017	DOW dividend	Accounted	20.95	Dr
12/09/2019	Evidence Match	2/10/2017	VIAB Dividend	Accounted	140.96	Dr
12/09/2019	Evidence Match	2/10/2017	VIAB Dividend	Accounted	24.88	Dr
17/09/2019	Evidence Match	2/10/2017	DOW dividend	Accounted	118.71	Dr
12/09/2019	pasandi@armstrongadvisory.com.au	2/10/2017	NRA Withholding tax VIAB	Accounted	24.88	Dr
12/09/2019	pasandi@armstrongadvisory.com.au	2/10/2017	FDX dividend	Accounted	43.37	Cr
12/09/2019	pasandi@armstrongadvisory.com.au	2/10/2017	VIAB Dividend	Accounted	165.84	Cr
12/09/2019	Evidence Match	11/10/2017	Buy shares	Accounted	17,964.37	Cr
12/09/2019	pasandi@armstrongadvisory.com.au	11/10/2017	Buy shares	Accounted	17,964.37	Dr
12/09/2019	pasandi@armstrongadvisory.com.au	31/10/2017	Interest	Accounted	0.23	Cr
12/09/2019	Evidence Match	31/10/2017	Interest	Accounted	0.23	Dr
12/09/2019	pasandi@armstrongadvisory.com.au	6/12/2017	Transfer in	Accounted	5,500.00	Cr
12/09/2019	Evidence Match	6/12/2017	Transfer in	Accounted	5,500.00	Dr
12/09/2019	pasandi@armstrongadvisory.com.au	7/12/2017	Buy shares	Accounted	5,734.55	Dr
12/09/2019	Evidence Match	7/12/2017	Buy shares	Accounted	5,734.55	Cr
12/09/2019	Evidence Match	15/12/2017	NRA Withholding tax dow	Accounted	17.68	Cr

ADA SUPERANNUATION FUND
General Ledger Audit Trail
For the period from 1 July 2017 to 30 June 2018

Processed Date & User	Date	Description	State	Amount	
Liabilities					
Fund Suspense - USD Cash Account					
12/09/2019	Evidence Match	15/12/2017	NRA withholding tax - NWL	Accounted	14.02 Cr
12/09/2019	pasandi@armstrongadvisory.com.au	15/12/2017	NRA withholding tax - NWL	Accounted	14.02 Dr
12/09/2019	Evidence Match	15/12/2017	NWL Dividend	Accounted	79.48 Dr
12/09/2019	Evidence Match	15/12/2017	NWL Dividend	Accounted	14.02 Dr
12/09/2019	Evidence Match	15/12/2017	DOW dividend	Accounted	17.68 Dr
17/09/2019	Evidence Match	15/12/2017	DOW dividend	Accounted	100.16 Dr
12/09/2019	pasandi@armstrongadvisory.com.au	15/12/2017	DOW dividend	Accounted	117.84 Cr
12/09/2019	pasandi@armstrongadvisory.com.au	15/12/2017	NWL Dividend	Accounted	93.50 Cr
12/09/2019	pasandi@armstrongadvisory.com.au	15/12/2017	NRA Withholding tax dow	Accounted	17.68 Dr
12/09/2019	pasandi@armstrongadvisory.com.au	21/12/2017	NRA Withholding tax GM div	Accounted	22.53 Dr
12/09/2019	Evidence Match	21/12/2017	NRA Withholding tax GM div	Accounted	22.53 Cr
12/09/2019	pasandi@armstrongadvisory.com.au	21/12/2017	GM Dividend	Accounted	150.20 Cr
12/09/2019	pasandi@armstrongadvisory.com.au	21/12/2017	BP Dividend	Accounted	271.65 Cr
12/09/2019	Evidence Match	21/12/2017	GM Dividend	Accounted	22.53 Dr
12/09/2019	Evidence Match	21/12/2017	GM Dividend	Accounted	127.67 Dr
12/09/2019	Evidence Match	21/12/2017	BP Dividend	Accounted	271.65 Dr
12/09/2019	pasandi@armstrongadvisory.com.au	2/01/2018	NRA Withholding tax VIAB div	Accounted	24.88 Dr
12/09/2019	Evidence Match	2/01/2018	VIAB Dividend	Accounted	24.88 Dr
12/09/2019	Evidence Match	2/01/2018	FDX Dividend	Accounted	6.51 Dr
12/09/2019	Evidence Match	2/01/2018	FDX Dividend	Accounted	36.87 Dr
12/09/2019	Evidence Match	2/01/2018	VIAB Dividend	Accounted	141.00 Dr
12/09/2019	pasandi@armstrongadvisory.com.au	2/01/2018	VIAB Dividend	Accounted	165.88 Cr
12/09/2019	pasandi@armstrongadvisory.com.au	2/01/2018	FDX Dividend	Accounted	43.38 Cr
12/09/2019	Evidence Match	2/01/2018	NRA Withholding tax VIAB div	Accounted	24.88 Cr
12/09/2019	Evidence Match	2/01/2018	NRA Withholding tax fdx div	Accounted	6.51 Cr
12/09/2019	pasandi@armstrongadvisory.com.au	2/01/2018	NRA Withholding tax fdx div	Accounted	6.51 Dr
12/09/2019	Evidence Match	18/01/2018	Sell shares	Accounted	16,770.50 Dr
12/09/2019	pasandi@armstrongadvisory.com.au	18/01/2018	Sell shares	Accounted	16,770.50 Cr
12/09/2019	pasandi@armstrongadvisory.com.au	31/01/2018	Interest	Accounted	0.47 Cr
12/09/2019	Evidence Match	31/01/2018	Interest	Accounted	0.47 Dr
12/09/2019	pasandi@armstrongadvisory.com.au	12/02/2018	Buy shares	Accounted	17,180.15 Dr
12/09/2019	Evidence Match	12/02/2018	Buy shares	Accounted	17,180.15 Cr
12/09/2019	pasandi@armstrongadvisory.com.au	13/02/2018	NRA Withholding tax SI div	Accounted	146.26 Dr
12/09/2019	Evidence Match	13/02/2018	NRA Withholding tax SI div	Accounted	146.26 Cr
12/09/2019	Evidence Match	13/02/2018	SI Dividend	Accounted	146.26 Dr
12/09/2019	Evidence Match	13/02/2018	SI Dividend	Accounted	408.38 Dr
12/09/2019	pasandi@armstrongadvisory.com.au	13/02/2018	SI Dividend	Accounted	554.64 Cr
12/09/2019	Evidence Match	28/02/2018	Interest	Accounted	0.64 Dr

ADA SUPERANNUATION FUND
General Ledger Audit Trail
For the period from 1 July 2017 to 30 June 2018

Processed Date & User	Date	Description	State	Amount
-----------------------	------	-------------	-------	--------

Liabilities

Fund Suspense - USD Cash Account

12/09/2019	pasandi@armstrongadvisory.com.au	28/02/2018	Interest	Accounted	0.64	Cr
12/09/2019	Evidence Match	15/03/2018	DOW dividend	Accounted	19.49	Dr
12/09/2019	pasandi@armstrongadvisory.com.au	15/03/2018	DOW dividend	Accounted	114.83	Cr
12/09/2019	Evidence Match	15/03/2018	NWL dividend	Accounted	112.72	Dr
12/09/2019	Evidence Match	15/03/2018	NWL dividend	Accounted	17.23	Dr
12/09/2019	pasandi@armstrongadvisory.com.au	15/03/2018	NRA Withholding tax DOW	Accounted	19.49	Dr
12/09/2019	pasandi@armstrongadvisory.com.au	15/03/2018	NRA Withholding tax NWL	Accounted	17.23	Dr
17/09/2019	Evidence Match	15/03/2018	DOW dividend	Accounted	95.34	Dr
12/09/2019	Evidence Match	15/03/2018	NRA Withholding tax DOW	Accounted	19.49	Cr
12/09/2019	pasandi@armstrongadvisory.com.au	15/03/2018	NWL dividend	Accounted	129.95	Cr
12/09/2019	Evidence Match	15/03/2018	NRA Withholding tax NWL	Accounted	17.23	Cr
12/09/2019	Evidence Match	20/03/2018	Fee - statement	Accounted	4.93	Cr
12/09/2019	pasandi@armstrongadvisory.com.au	20/03/2018	Fee - statement	Accounted	4.93	Dr
12/09/2019	Evidence Match	29/03/2018	BP Dividend	Accounted	271.69	Dr
12/09/2019	pasandi@armstrongadvisory.com.au	29/03/2018	BP Dividend	Accounted	271.69	Cr
12/09/2019	Evidence Match	31/03/2018	Interest	Accounted	0.09	Dr
12/09/2019	pasandi@armstrongadvisory.com.au	31/03/2018	Interest	Accounted	0.09	Cr
12/09/2019	Evidence Match	2/04/2018	NRA Withholding tax FDX	Accounted	6.65	Cr
12/09/2019	pasandi@armstrongadvisory.com.au	2/04/2018	NRA Withholding tax FDX	Accounted	6.65	Dr
12/09/2019	Evidence Match	2/04/2018	FDX div	Accounted	6.65	Dr
12/09/2019	Evidence Match	2/04/2018	FDX div	Accounted	37.71	Dr
12/09/2019	pasandi@armstrongadvisory.com.au	2/04/2018	FDX div	Accounted	44.36	Cr
12/09/2019	pasandi@armstrongadvisory.com.au	3/04/2018	VIAB Dividend	Accounted	169.16	Cr
12/09/2019	Evidence Match	3/04/2018	VIAB Dividend	Accounted	25.37	Dr
12/09/2019	pasandi@armstrongadvisory.com.au	3/04/2018	NRA Withholding tax VIAB	Accounted	25.37	Dr
12/09/2019	Evidence Match	3/04/2018	NRA Withholding tax VIAB	Accounted	25.37	Cr
12/09/2019	Evidence Match	3/04/2018	VIAB Dividend	Accounted	143.79	Dr
12/09/2019	Evidence Match	5/04/2018	BCS Dividend	Accounted	263.51	Dr
12/09/2019	pasandi@armstrongadvisory.com.au	5/04/2018	BCS Dividend	Accounted	263.51	Cr
12/09/2019	Evidence Match	25/04/2018	NRA Withholding tax GE div	Accounted	20.58	Cr
12/09/2019	pasandi@armstrongadvisory.com.au	25/04/2018	NRA Withholding tax GE div	Accounted	20.58	Dr
12/09/2019	pasandi@armstrongadvisory.com.au	25/04/2018	GE Dividend	Accounted	137.22	Cr
12/09/2019	Evidence Match	25/04/2018	GE Dividend	Accounted	20.58	Dr
12/09/2019	Evidence Match	25/04/2018	GE Dividend	Accounted	116.64	Dr
12/09/2019	Evidence Match	30/04/2018	Interest	Accounted	0.33	Dr
12/09/2019	pasandi@armstrongadvisory.com.au	30/04/2018	Interest	Accounted	0.33	Cr
12/09/2019	Evidence Match	1/05/2018	NRA withholding tax FCX	Accounted	3.98	Cr
12/09/2019	pasandi@armstrongadvisory.com.au	1/05/2018	NRA withholding tax FCX	Accounted	3.98	Dr

ADA SUPERANNUATION FUND
General Ledger Audit Trail
For the period from 1 July 2017 to 30 June 2018

Processed Date & User	Date	Description	State	Amount
-----------------------	------	-------------	-------	--------

Liabilities

Fund Suspense - USD Cash Account

12/09/2019	Evidence Match	1/05/2018	FCX Dividend	Accounted	22.55	Dr
12/09/2019	Evidence Match	1/05/2018	FCX Dividend	Accounted	3.98	Dr
12/09/2019	pasandi@armstrongadvisory.com.au	1/05/2018	FCX Dividend	Accounted	26.53	Cr
13/09/2019	Evidence Match	21/05/2018	Sell shares	Accounted	21,431.93	Dr
12/09/2019	pasandi@armstrongadvisory.com.au	21/05/2018	Sell shares	Accounted	21,431.93	Cr
12/09/2019	Evidence Match	31/05/2018	Interest	Accounted	1.53	Dr
12/09/2019	pasandi@armstrongadvisory.com.au	31/05/2018	Interest	Accounted	1.53	Cr
12/09/2019	pasandi@armstrongadvisory.com.au	15/06/2018	Buy shares	Accounted	7,712.85	Dr
13/09/2019	Evidence Match	15/06/2018	NRA Withholding tax NWL	Accounted	18.18	Cr
13/09/2019	Evidence Match	15/06/2018	NRA Withholding tax DOW	Accounted	20.56	Cr
13/09/2019	Evidence Match	15/06/2018	Buy shares	Accounted	7,712.85	Cr
12/09/2019	pasandi@armstrongadvisory.com.au	15/06/2018	NRA Withholding tax NWL	Accounted	18.18	Dr
13/09/2019	Evidence Match	15/06/2018	Buy shares	Accounted	7,722.36	Cr
12/09/2019	pasandi@armstrongadvisory.com.au	15/06/2018	Buy shares	Accounted	7,982.96	Dr
13/09/2019	Evidence Match	15/06/2018	Buy shares	Accounted	7,982.96	Cr
12/09/2019	pasandi@armstrongadvisory.com.au	15/06/2018	NRA Withholding tax DOW	Accounted	20.56	Dr
13/09/2019	Evidence Match	15/06/2018	DOW dividend	Accounted	18.18	Dr
13/09/2019	Evidence Match	15/06/2018	NWL Dividend	Accounted	20.56	Dr
13/09/2019	Evidence Match	15/06/2018	NWL Dividend	Accounted	116.55	Dr
17/09/2019	Evidence Match	15/06/2018	DOW dividend	Accounted	102.97	Dr
12/09/2019	pasandi@armstrongadvisory.com.au	15/06/2018	DOW dividend	Accounted	121.15	Cr
12/09/2019	pasandi@armstrongadvisory.com.au	15/06/2018	NWL Dividend	Accounted	137.11	Cr
12/09/2019	pasandi@armstrongadvisory.com.au	15/06/2018	Buy shares	Accounted	7,722.36	Dr
13/09/2019	Evidence Match	22/06/2018	BP Dividends	Accounted	281.50	Dr
12/09/2019	pasandi@armstrongadvisory.com.au	22/06/2018	BP Dividends	Accounted	281.50	Cr
12/09/2019	pasandi@armstrongadvisory.com.au	30/06/2018	Interest	Accounted	2.03	Cr
12/09/2019	Evidence Match	30/06/2018	Interest	Accounted	2.03	Dr

Income Tax Payable - Foreign Tax Credits - Shares in Listed Companies - Foreign - Dow Chemical Co

12/09/2019	pasandi@armstrongadvisory.com.au	28/07/2017	DOW 57.7164C	Accounted	20.60	Dr
------------	----------------------------------	------------	--------------	-----------	-------	----

Income Tax Payable - Foreign Tax Credits - Shares in Listed Companies - Foreign - DowDuPont Inc

12/09/2019	pasandi@armstrongadvisory.com.au	2/10/2017	DOW 58.6810C	Accounted	20.95	Dr
12/09/2019	pasandi@armstrongadvisory.com.au	15/12/2017	DOW 58.6810C	Accounted	17.68	Dr
12/09/2019	pasandi@armstrongadvisory.com.au	15/03/2018	DOW dividend	Accounted	19.49	Dr
13/09/2019	pasandi@armstrongadvisory.com.au	15/06/2018	DOW dividend	Accounted	18.18	Dr

Income Tax Payable - Foreign Tax Credits - Shares in Listed Companies - Foreign - Fedex Corp

12/09/2019	pasandi@armstrongadvisory.com.au	6/07/2017	FDX 65.8155C	Accounted	6.71	Dr
------------	----------------------------------	-----------	--------------	-----------	------	----

ADA SUPERANNUATION FUND
General Ledger Audit Trail
For the period from 1 July 2017 to 30 June 2018

Processed Date & User	Date	Description	State	Amount
-----------------------	------	-------------	-------	--------

Liabilities

Income Tax Payable · Foreign Tax Credits · Shares in Listed Companies - Foreign · Fedex Corp

12/09/2019	pasandi@armstrongadvisory.com.au	2/10/2017	FDX 63.7837C	Accounted	6.50	Dr
12/09/2019	pasandi@armstrongadvisory.com.au	2/01/2018	FDX 63.7999C	Accounted	6.51	Dr
12/09/2019	pasandi@armstrongadvisory.com.au	2/04/2018	FDX 65.2316C	Accounted	6.66	Dr

Income Tax Payable · Foreign Tax Credits · Shares in Listed Companies - Foreign · Freeport-McMoRan

12/09/2019	pasandi@armstrongadvisory.com.au	1/05/2018	FCX 6.6313C	Accounted	3.98	Dr
------------	----------------------------------	-----------	-------------	-----------	------	----

Income Tax Payable · Foreign Tax Credits · Shares in Listed Companies - Foreign · General Motors Co

12/09/2019	pasandi@armstrongadvisory.com.au	22/09/2017	GM 47.9012C	Accounted	21.77	Dr
12/09/2019	pasandi@armstrongadvisory.com.au	21/12/2017	GM 49.5695C	Accounted	22.53	Dr
12/09/2019	pasandi@armstrongadvisory.com.au	25/04/2018	GM 49.2803C	Accounted	20.58	Dr

Income Tax Payable · Foreign Tax Credits · Shares in Listed Companies - Foreign · Newell Brands Inc

12/09/2019	pasandi@armstrongadvisory.com.au	15/12/2017	NWL 29.9674C	Accounted	14.02	Dr
12/09/2019	pasandi@armstrongadvisory.com.au	15/03/2018	NWL 29.2026C	Accounted	17.23	Dr
13/09/2019	pasandi@armstrongadvisory.com.au	15/06/2018	NWL 30.8105C	Accounted	20.56	Dr

Income Tax Payable · Foreign Tax Credits · Shares in Listed Companies - Foreign · Orbital ATK Inc

12/09/2019	pasandi@armstrongadvisory.com.au	21/09/2017	OA 40.1808C	Accounted	5.72	Dr
------------	----------------------------------	------------	-------------	-----------	------	----

Income Tax Payable · Foreign Tax Credits · Shares in Listed Companies - Foreign · Siemens A G Sponsored ADR

12/09/2019	pasandi@armstrongadvisory.com.au	13/02/2018	SI Dividend	Accounted	146.26	Dr
------------	----------------------------------	------------	-------------	-----------	--------	----

Income Tax Payable · Foreign Tax Credits · Shares in Listed Companies - Foreign · Viacom Inc

12/09/2019	pasandi@armstrongadvisory.com.au	2/10/2017	VIAB 25.5135C	Accounted	24.88	Dr
12/09/2019	pasandi@armstrongadvisory.com.au	2/01/2018	VIAB 25.5200C	Accounted	24.88	Dr
12/09/2019	pasandi@armstrongadvisory.com.au	3/04/2018	VIAB 26.0247C	Accounted	25.37	Dr

Income Tax Payable · Income Tax Instalments Paid

12/09/2019	pasandi@armstrongadvisory.com.au	31/12/2017	Tax Office payments str tax dec 17	Accounted	181.00	Dr
12/09/2019	pasandi@armstrongadvisory.com.au	31/03/2018	Tax Office Payments ATO Jan Mar 18	Accounted	994.00	Dr

Income Tax Payable · Income Tax Payable

12/09/2019	pasandi@armstrongadvisory.com.au	4/11/2017	ATO001000009404524	Accounted	2,600.67	Cr
12/09/2019	pasandi@armstrongadvisory.com.au	23/01/2018	Tax Office Payments ITR FY 2017	Accounted	2,261.64	Dr

Income Tax Payable · Provision for Income Tax

28/10/2019	pasandi@armstrongadvisory.com.au	30/06/2018	Tax Effect Of Income	Accounted	3,931.05	Cr
------------	----------------------------------	------------	----------------------	-----------	----------	----

Income Tax Suspense

ADA SUPERANNUATION FUND
General Ledger Audit Trail
For the period from 1 July 2017 to 30 June 2018

Processed Date & User	Date	Description	State	Amount
-----------------------	------	-------------	-------	--------

Liabilities

Income Tax Suspense

12/09/2019	pasandi@armstrongadvisory.com.au	4/11/2017	ATO001000009404524	Accounted	2,357.62	Dr
12/09/2019	Evidence Match	4/11/2017	ATO001000009404524	Accounted	2,357.62	Cr
12/09/2019	pasandi@armstrongadvisory.com.au	23/01/2018	Tax Office Payments ITR FY 2017	Accounted	2,520.64	Cr
12/09/2019	Evidence Match	23/01/2018	Tax Office Payments ITR FY 2017	Accounted	2,520.64	Dr

Other Creditors and Accruals · Accountancy Fee

28/10/2019	Evidence Match	24/12/2017	ESV Fees	Accounted	4,459.49	Dr
28/10/2019	pasandi@armstrongadvisory.com.au	24/12/2017	ESV Fees	Accounted	4,459.49	Cr

Other Creditors and Accruals · Auditor Fee

28/10/2019	Evidence Match	24/12/2017	ESV Fees	Accounted	550.00	Dr
28/10/2019	pasandi@armstrongadvisory.com.au	24/12/2017	ESV Fees	Accounted	550.00	Cr

Other Creditors and Accruals · Bank Fees · Foreign Cash At Bank · USD Cash Account

12/09/2019	Evidence Match	10/08/2017	Fee - Statement	Accounted	4.83	Dr
12/09/2019	pasandi@armstrongadvisory.com.au	10/08/2017	Fee - Statement	Accounted	4.83	Cr
12/09/2019	Evidence Match	20/03/2018	Fee - statement	Accounted	4.93	Dr
12/09/2019	pasandi@armstrongadvisory.com.au	20/03/2018	Fee - statement	Accounted	4.93	Cr

Other Creditors and Accruals · General Expense

28/10/2019	Evidence Match	2/10/2017	SuperCentral	Accounted	137.50	Dr
12/09/2019	pasandi@armstrongadvisory.com.au	2/10/2017	SuperCentral	Accounted	137.50	Cr

Other Taxes Payable · Activity Statement Payable · Refundable

12/09/2019	Evidence Match	20/12/2017	Tax Office payments str tax dec 17	Accounted	181.00	Dr
12/09/2019	pasandi@armstrongadvisory.com.au	31/12/2017	Tax Office payments str tax dec 17	Accounted	181.00	Cr
12/09/2019	Evidence Match	27/03/2018	Tax Office Payments ATO Jan Mar 18	Accounted	994.00	Dr
12/09/2019	pasandi@armstrongadvisory.com.au	31/03/2018	Tax Office Payments ATO Jan Mar 18	Accounted	994.00	Cr

Member Entitlements

Member Entitlement Accounts · Mr Andrew Dalzell · Accumulation

25/10/2019	pasandi@armstrongadvisory.com.au	2/10/2017	AD super contribution	Accounted	1,000.00	Cr
12/09/2019	pasandi@armstrongadvisory.com.au	19/10/2017	AD super to ADA	Accounted	1,235.00	Cr
12/09/2019	pasandi@armstrongadvisory.com.au	23/11/2017	ATO007000008964855	Accounted	500.00	Cr
25/10/2019	pasandi@armstrongadvisory.com.au	24/12/2017	from AJD contribut	Accounted	5,000.00	Cr
12/09/2019	pasandi@armstrongadvisory.com.au	21/01/2018	AD Super Dec 2017	Accounted	1,330.00	Cr
12/09/2019	pasandi@armstrongadvisory.com.au	15/04/2018	AD Super mar 2018	Accounted	1,140.00	Cr
28/10/2019	pasandi@armstrongadvisory.com.au	30/06/2018	Income Taxes Allocated	Accounted	1,898.33	Dr
28/10/2019	pasandi@armstrongadvisory.com.au	30/06/2018	Investment Profit or Loss	Accounted	40,209.29	Cr

ADA SUPERANNUATION FUND
General Ledger Audit Trail
For the period from 1 July 2017 to 30 June 2018

Processed Date & User	Date	Description	State	Amount
-----------------------	------	-------------	-------	--------

Member Entitlements

Member Entitlement Accounts · Mr Andrew Dalzell · Accumulation

28/10/2019	pasandi@armstrongadvisory.com.au	30/06/2018	Contribution Tax	Accounted	1,455.75	Dr
------------	----------------------------------	------------	------------------	-----------	----------	----

Member Entitlement Accounts · Mrs Yulia Dalzell · Accumulation

12/09/2019	pasandi@armstrongadvisory.com.au	19/10/2017	YD super to ADA	Accounted	1,235.00	Cr
------------	----------------------------------	------------	-----------------	-----------	----------	----

12/09/2019	pasandi@armstrongadvisory.com.au	23/11/2017	ATO007000008964855	Accounted	307.80	Cr
------------	----------------------------------	------------	--------------------	-----------	--------	----

12/09/2019	pasandi@armstrongadvisory.com.au	21/01/2018	YD super dec 2017	Accounted	1,311.00	Cr
------------	----------------------------------	------------	-------------------	-----------	----------	----

12/09/2019	pasandi@armstrongadvisory.com.au	15/04/2018	YD Super mar 2018	Accounted	912.00	Cr
------------	----------------------------------	------------	-------------------	-----------	--------	----

28/10/2019	pasandi@armstrongadvisory.com.au	30/06/2018	Income Taxes Allocated	Accounted	591.27	Dr
------------	----------------------------------	------------	------------------------	-----------	--------	----

28/10/2019	pasandi@armstrongadvisory.com.au	30/06/2018	Investment Profit or Loss	Accounted	12,523.59	Cr
------------	----------------------------------	------------	---------------------------	-----------	-----------	----

28/10/2019	pasandi@armstrongadvisory.com.au	30/06/2018	Contribution Tax	Accounted	518.70	Dr
------------	----------------------------------	------------	------------------	-----------	--------	----

ADA SUPERANNUATION FUND
Bank Account Movements
For the period 1 July 2017 to 30 June 2018

Date	Description	Withdrawals	Deposits	Balance
Account: <u>CBA Cash Management (064-480 10018066)</u>				
1/07/2017	Opening Balance			9,100.35
02/08/2017	Transfer Raymond James	9,000.00		100.35
02/10/2017	AD super contribution		1,000.00	1,100.35
02/10/2017	SuperCentral	137.50		962.85
19/10/2017	AD super to ADA		1,235.00	2,197.85
19/10/2017	YD super to ADA		1,235.00	3,432.85
04/11/2017	ATO001000009404524		2,357.62	5,790.47
20/11/2017	USA Raymond James	5,500.00		290.47
23/11/2017	ATO007000008964855		807.80	1,098.27
20/12/2017	Tax Office payments str tax dec 17	181.00		917.27
24/12/2017	from AJD contribut		5,000.00	5,917.27
24/12/2017	ESV Fees	5,009.49		907.78
21/01/2018	YD super dec 2017		1,311.00	2,218.78
21/01/2018	AD Super Dec 2017		1,330.00	3,548.78
23/01/2018	Tax Office Payments ITR FY 2017	2,520.64		1,028.14
27/03/2018	Tax Office Payments ATO Jan Mar 18	994.00		34.14
15/04/2018	YD Super mar 2018		912.00	946.14
15/04/2018	AD Super mar 2018		1,140.00	2,086.14
30/06/2018	Closing Balance	<u>23,342.63</u>	<u>16,328.42</u>	<u>2,086.14</u>
	Transactions : 17			

ADA SUPERANNUATION FUND
Investment Summary as at 30 June 2018

Investment	Units	Average Cost Price	Market Price	Accounting Cost	Market Value	Unrealised Accounting Gain/(Loss)	Accounting Gain/(Loss) (%)	Portfolio Weight (%)
<u>Bank</u>								
CBA Cash Management				2,086.14	2,086.14			0.76%
				2,086.14	2,086.14			0.76%
<u>Bank - Foreign</u>								
USD Cash Account	659.51000	1.3397	1.3530	883.54	892.32	8.78	0.99%	0.32%
				883.54	892.32	8.78	0.99%	0.32%
<u>Foreign Investment Assets</u>								
Alibaba Group Holding Ltd - ADR (NYSE:BABA)	27.00000	285.6611	251.0215	7,712.85	6,777.58	(935.27)	(12.13)%	2.47%
Barclays plc - ADR (NYSE:BCS)	1,850.00000	13.7945	13.5706	25,519.82	25,105.54	(414.28)	(1.62)%	9.14%
Baidu Shs -A- Sponsored American Deposit Receipt Repr 1/10 Sh -A- (NASDAQ:BIDU)	21.00000	367.7314	328.7783	7,722.36	6,904.34	(818.02)	(10.59)%	2.51%
DowDuPont Inc (NYSE:DWDP)	238.00000	56.8445	89.1896	13,529.00	21,227.12	7,698.12	56.90%	7.73%
Freeport-McMoRan (NYSE:FCX)	400.00000	31.5725	23.3527	12,629.00	9,341.09	(3,287.91)	(26.03)%	3.40%
Fedex Corp (NYSE:FDX)	68.00000	196.2647	307.2115	13,346.00	20,890.38	7,544.38	56.53%	7.61%
General Motors Co (NYSE:GM)	870.00000	19.7473	53.3081	17,180.15	46,378.03	29,197.88	169.95%	16.88%
Alphabet Inc - Ordinary Shares - Class C (NASDAQ:GOOG)	22.00000	1,190.1836	1,509.4711	26,184.04	33,208.36	7,024.32	26.83%	12.09%
Mylan N.V. (NASDAQ:MYL)	650.00000	40.4911	48.8973	26,319.20	31,783.25	5,464.05	20.76%	11.57%
Newell Brands Inc (NYSE:NWL)	445.00000	53.2560	34.8938	23,698.92	15,527.74	(8,171.18)	(34.48)%	5.65%
Siemens A G Sponsored ADR	190.00000	74.7737	89.4263	14,207.00	16,991.00	2,784.00	19.60%	6.19%
Tencent Holdings Limited ADR	110.00000	72.5724	67.9137	7,982.96	7,470.51	(512.45)	(6.42)%	2.72%
Viacom Inc (NASDAQ:VIAB)	650.00000	39.1598	40.8064	25,453.90	26,524.15	1,070.25	4.20%	9.66%
				221,485.20	268,129.09	46,643.89	21.06%	97.61%
<u>Listed Securities Market</u>								
Bathurst Resources Limited. (ASX:BRL)	23,500.00000	0.6182	0.1500	14,528.00	3,525.00	(11,003.00)	(75.74)%	1.28%
Titanium Sands Limited (ASX:TSL)	1,666.00000	5.8259	0.0300	9,706.00	50.00	(9,656.00)	(99.48)%	0.02%
				24,234.00	3,575.00	(20,659.00)	(85.25)%	1.30%

ADA SUPERANNUATION FUND
Investment Summary as at 30 June 2018

Investment	Units	Average Cost Price	Market Price	Accounting Cost	Market Value	Unrealised Accounting Gain/(Loss)	Accounting Gain/(Loss) (%)	Portfolio Weight (%)
				248,688.88	274,682.55	25,993.67	10.45%	100.00%

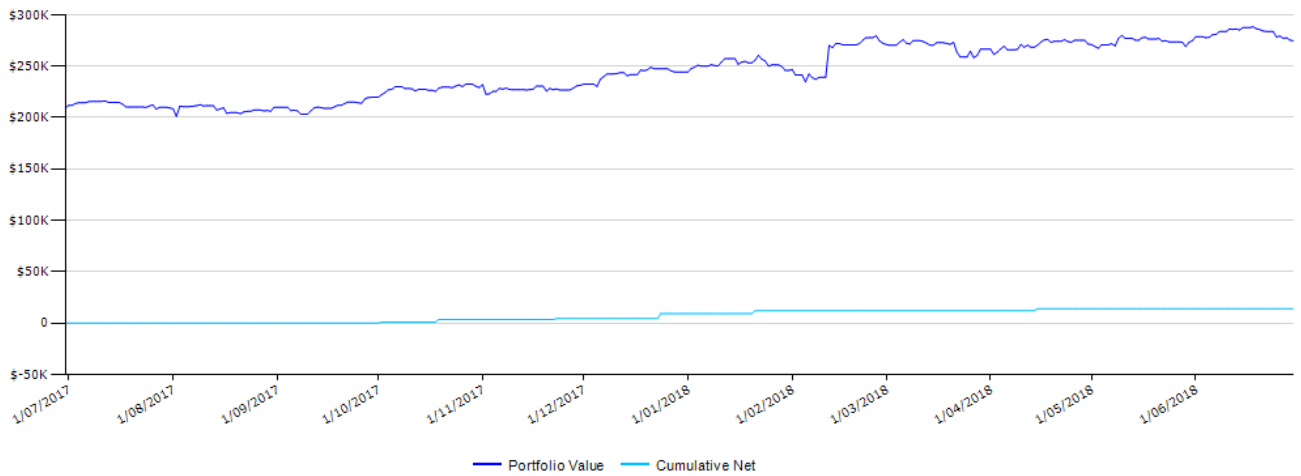
The accounting cost is the original cost base adjusted by any subsequent capital call/improvement or capital return transactions. In many cases, it is not the same as the adjusted or reduced cost base, or the reset cost base resulting from the CGT relief. To view the tax cost base and unrealised gain/(loss) for tax purposes refer to the Unrealised Capital Gains Report or change the report parameter to tax cost base.

ADA SUPERANNUATION FUND
Investment Movement and Returns Report
For the period from 01 July 2017 to 30 June 2018

Movement in Value

Starting Market Value	209,285.90
Net Addition	13,970.80
Realised and Unrealised Gains/Losses	54,310.21
Investment Income (excluding credits)	3,610.41
Portfolio Income	15.95
Portfolio Expenses	(5,674.75)
Other*	(835.97)
Ending Market Value	274,682.55
Movement in Value	65,396.65

Portfolio Value versus Cumulative Net Investment



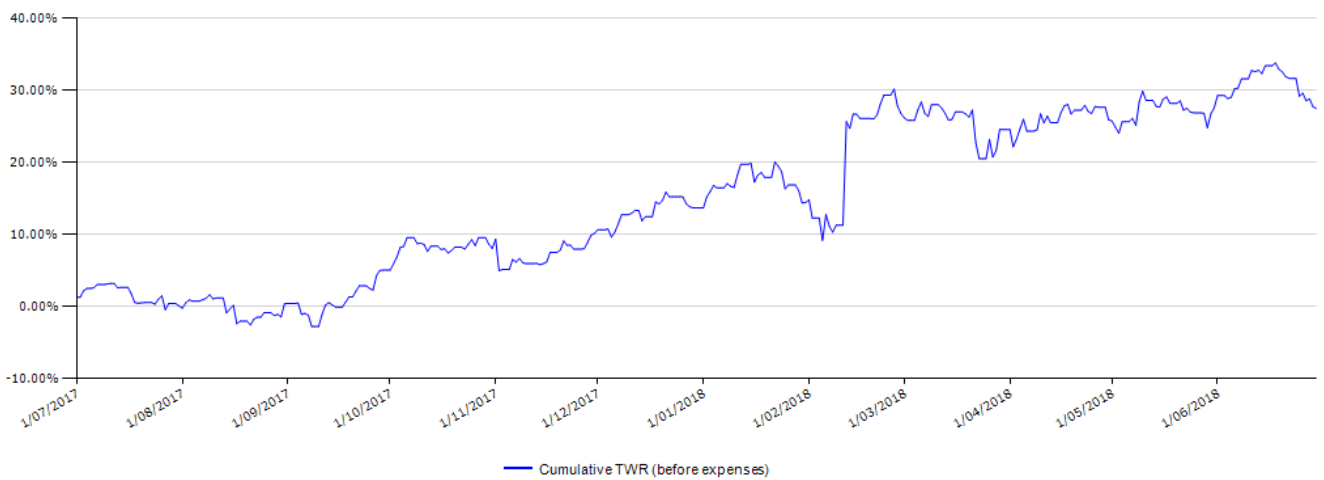
ADA SUPERANNUATION FUND
Investment Movement and Returns Report
For the period from 01 July 2017 to 30 June 2018

Portfolio Return

Realised and Unrealised Gains/Losses	54,310.21
Investment Income (excluding credits)	3,610.41
Credits	471.06
Total dollar return before expenses	58,391.68
Investment Expenses	(9.76)
Total dollar return after expenses	58,381.92

	1 year	3 years	Since 01/07/2017	Since 01/07/2017
Investment return before expenses (TWR)	27.40%	-	27.40%	27.40%

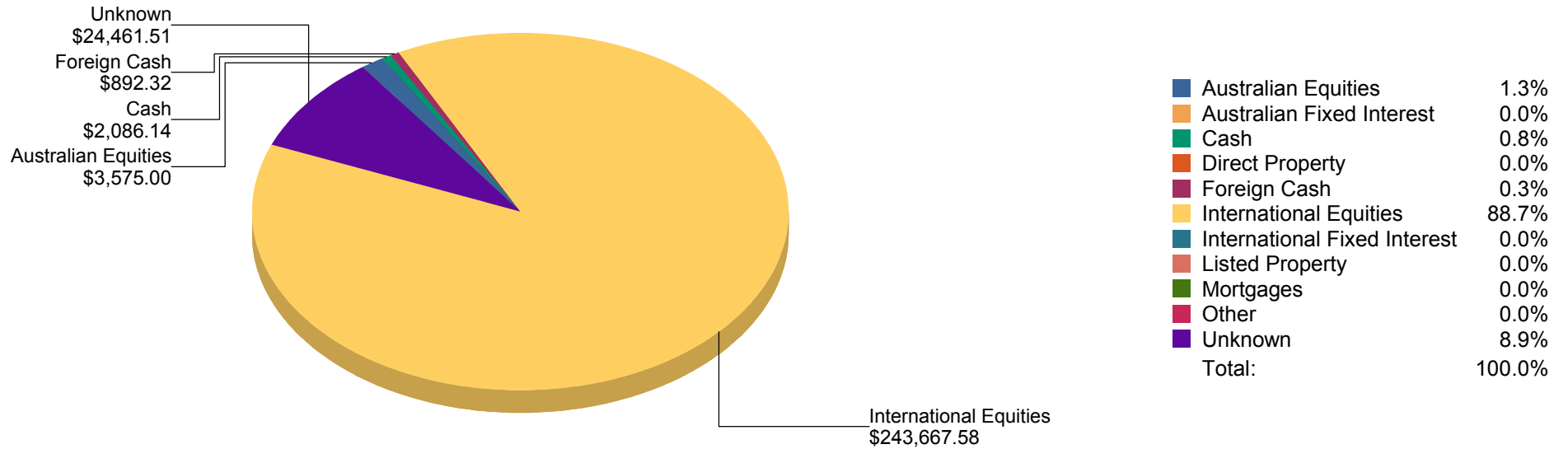
Return Over Time



ADA SUPERANNUATION FUND

Investment Allocation as at 30 June 2018

Current Asset Allocation



ADA SUPERANNUATION FUND

Investment Allocation as at 30 June 2018

	Australian Equities	Cash	Foreign Cash	International Equities	Unknown	Total (\$)
Alibaba Group Holding Ltd - ADR (NYSE:BABA)	0.00 0.00%	0.00 0.00%	0.00 0.00%	6,777.58 100.00%	0.00 0.00%	6,777.58 100.00%
Alphabet Inc - Ordinary Shares - Class C (NASDAQ:GOOG)	0.00 0.00%	0.00 0.00%	0.00 0.00%	33,208.36 100.00%	0.00 0.00%	33,208.36 100.00%
Baidu Shs -A- Sponsored American Deposit Receipt Repr 1/10 Sh -A- (NASDAQ:BIDU)	0.00 0.00%	0.00 0.00%	0.00 0.00%	6,904.34 100.00%	0.00 0.00%	6,904.34 100.00%
Barclays plc - ADR (NYSE:BCS)	0.00 0.00%	0.00 0.00%	0.00 0.00%	25,105.54 100.00%	0.00 0.00%	25,105.54 100.00%
Bathurst Resources Limited. (ASX:BRL)	3,525.00 100.00%	0.00 0.00%	0.00 0.00%	0.00 0.00%	0.00 0.00%	3,525.00 100.00%
CBA Cash Management	0.00 0.00%	2,086.14 100.00%	0.00 0.00%	0.00 0.00%	0.00 0.00%	2,086.14 100.00%
DowDuPont Inc (NYSE:DWDP)	0.00 0.00%	0.00 0.00%	0.00 0.00%	21,227.12 100.00%	0.00 0.00%	21,227.12 100.00%
Fedex Corp (NYSE:FDX)	0.00 0.00%	0.00 0.00%	0.00 0.00%	20,890.38 100.00%	0.00 0.00%	20,890.38 100.00%
Freepor-McMoRan (NYSE:FCX)	0.00 0.00%	0.00 0.00%	0.00 0.00%	9,341.09 100.00%	0.00 0.00%	9,341.09 100.00%
General Motors Co (NYSE:GM)	0.00 0.00%	0.00 0.00%	0.00 0.00%	46,378.03 100.00%	0.00 0.00%	46,378.03 100.00%
Mylan N.V. (NASDAQ:MYL)	0.00 0.00%	0.00 0.00%	0.00 0.00%	31,783.25 100.00%	0.00 0.00%	31,783.25 100.00%
Newell Brands Inc (NYSE:NWL)	0.00 0.00%	0.00 0.00%	0.00 0.00%	15,527.74 100.00%	0.00 0.00%	15,527.74 100.00%
Siemens A G Sponsored ADR	0.00 0.00%	0.00 0.00%	0.00 0.00%	0.00 0.00%	16,991.00 100.00%	16,991.00 100.00%

	Australian Equities	Cash	Foreign Cash	International Equities	Unknown	Total (\$)
Tencent Holdings Limited ADR	0.00 0.00%	0.00 0.00%	0.00 0.00%	0.00 0.00%	7,470.51 100.00%	7,470.51 100.00%
Titanium Sands Limited (ASX:TSL)	50.00 100.00%	0.00 0.00%	0.00 0.00%	0.00 0.00%	0.00 0.00%	50.00 100.00%
USD Cash Account	0.00 0.00%	0.00 0.00%	892.32 100.00%	0.00 0.00%	0.00 0.00%	892.32 100.00%
Viacom Inc (NASDAQ:VIAB)	0.00 0.00%	0.00 0.00%	0.00 0.00%	26,524.15 100.00%	0.00 0.00%	26,524.15 100.00%
Total	3,575.00 1.30%	2,086.14 0.76%	892.32 0.32%	243,667.58 88.71%	24,461.51 8.91%	274,682.55 100.00%

NOTE: Investment Totals include Unsettled Amounts.

ADA SUPERANNUATION FUND
Foreign Cash Reconciliation Statement
For the period 1 July 2017 to 30 June 2018

Date	Description	Bank Statement Line Items			AUD		Amount	Matched Transaction(s)	
		Foreign Withdrawals	Foreign Deposits	Balance	Withdrawals	Deposits		Matched As	Account Name
Currency: USD									
Bank Account: USD Cash Account									
01/07/2017	Opening Balance			66,646.11					
06/07/2017	FDX Dividend		34.00	66,680.11		44.75	38.04	Foreign Income	Fedex Corp
							6.71	Bank Statement Line Item	USD Cash Account
06/07/2017	NRA Withholding tax FDX Div	5.10		66,675.01	6.71		6.71	Bank Statement Line Item	USD Cash Account
28/07/2017	DOW Dividend		109.48	66,784.49		137.37	20.60	Bank Statement Line Item	USD Cash Account
							116.77	Foreign Income	Dow Chemical Co
28/07/2017	NRA Withholding tax DOW div	16.42		66,768.07	20.60		20.60	Bank Statement Line Item	USD Cash Account
31/07/2017	Interest		2.82	66,770.89		3.53	3.53	Interest Received	USD Cash Account
03/08/2017	Transfer In		7,080.78	73,851.67		9,000.00	9,000.00	Bank Statement Line Item	CBA Cash Management
10/08/2017	Fee - Statement	3.80		73,847.87	4.83		4.83	Bank Fee	USD Cash Account
14/08/2017	Sell shares		9,140.17	82,988.04		11,581.56	11,581.56	Listed Security Disposal	Navistar International Corp
14/08/2017	Buy shares	20,088.22		62,899.82	25,453.90		25,453.90	Listed Security Acquisition	Viacom Inc
14/08/2017	Buy shares	20,140.24		42,759.58	25,519.82		25,519.82	Listed Security Acquisition	Barclays plc - ADR
14/08/2017	Buy shares	20,664.44		22,095.14	26,184.04		26,184.04	Listed Security Acquisition	Alphabet Inc - Ordinary Shares - Cl
14/08/2017	Buy shares	20,771.11		1,324.03	26,319.20		26,319.20	Listed Security Acquisition	Mylan N.V.
31/08/2017	Interest		1.22	1,325.25		1.54	1.54	Interest Received	USD Cash Account
21/09/2017	OA dividend		30.40	1,355.65		38.17	32.44	Foreign Income	Orbital ATK Inc
							5.73	Bank Statement Line Item	USD Cash Account
21/09/2017	Sell shares		12,301.68	13,657.33		15,446.60	15,446.60	Listed Security Disposal	Orbital ATK Inc
21/09/2017	NRA Withholding tax OA	4.56		13,652.77	5.73		5.73	Bank Statement Line Item	USD Cash Account
22/09/2017	GM dividend		115.14	13,767.91		145.14	21.77	Bank Statement Line Item	USD Cash Account
							123.37	Foreign Income	General Motors Co
22/09/2017	Bp Dividend		208.25	13,976.16		262.51	262.51	Foreign Income	BP plc - ADR
22/09/2017	NRA Withholding tax	17.27		13,958.89	21.77		21.77	Bank Statement Line Item	USD Cash Account
30/09/2017	Interest		0.14	13,959.03		0.18	0.18	Interest Received	USD Cash Account
02/10/2017	FDX dividend		34.00	13,993.03		43.37	6.51	Bank Statement Line Item	USD Cash Account
							36.86	Foreign Income	Fedex Corp
02/10/2017	DOW dividend		109.48	14,102.51		139.66	20.95	Bank Statement Line Item	USD Cash Account
							118.71	Foreign Income	DowDuPont Inc
02/10/2017	VIAB Dividend		130.00	14,232.51		165.84	140.96	Foreign Income	Viacom Inc
							24.88	Bank Statement Line Item	USD Cash Account

ADA SUPERANNUATION FUND
Foreign Cash Reconciliation Statement
For the period 1 July 2017 to 30 June 2018

Date	Description	Bank Statement Line Items				Matched Transaction(s)			
		Foreign Withdrawals	Foreign Deposits	Balance	AUD Withdrawals	AUD Deposits	Amount	Matched As	Account Name
02/10/2017	NRA Withholding tax fdx div	5.10		14,227.41	6.51		6.51	Bank Statement Line Item	USD Cash Account
02/10/2017	NRA Withholding tax Dow div	16.42		14,210.99	20.95		20.95	Bank Statement Line Item	USD Cash Account
02/10/2017	NRA Withholding tax VIAB	19.50		14,191.49	24.88		24.88	Bank Statement Line Item	USD Cash Account
11/10/2017	Buy shares	13,979.87		211.62	17,964.37		17,964.37	Listed Security Acquisition	Newell Brands Inc
31/10/2017	Interest		0.18	211.80		0.23	0.23	Interest Received	USD Cash Account
06/12/2017	Transfer in		4,147.46	4,359.26		5,500.00	5,500.00	Bank Statement Line Item	CBA Cash Management
07/12/2017	Buy shares	4,326.72		32.54	5,734.55		5,734.55	Listed Security Acquisition	Newell Brands Inc
15/12/2017	NWL Dividend		71.76	104.30		93.50	79.48	Foreign Income	Newell Brands Inc
							14.02	Bank Statement Line Item	USD Cash Account
15/12/2017	DOW dividend		90.44	194.74		117.84	17.68	Bank Statement Line Item	USD Cash Account
							100.16	Foreign Income	DowDuPont Inc
15/12/2017	NRA withholding tax - NWL	10.76		183.98	14.02		14.02	Bank Statement Line Item	USD Cash Account
15/12/2017	NRA Withholding tax dow	13.57		170.41	17.68		17.68	Bank Statement Line Item	USD Cash Account
21/12/2017	GM Dividend		115.14	285.55		150.20	127.67	Foreign Income	General Motors Co
							22.53	Bank Statement Line Item	USD Cash Account
21/12/2017	BP Dividend		208.25	493.80		271.65	271.65	Foreign Income	BP plc - ADR
21/12/2017	NRA Withholding tax GM div	17.27		476.53	22.53		22.53	Bank Statement Line Item	USD Cash Account
02/01/2018	FDX Dividend		34.00	510.53		43.38	6.51	Bank Statement Line Item	USD Cash Account
							36.87	Foreign Income	Fedex Corp
02/01/2018	VIAB Dividend		130.00	640.53		165.88	24.88	Bank Statement Line Item	USD Cash Account
							141.00	Foreign Income	Viacom Inc
02/01/2018	NRA Withholding tax fdx div	5.10		635.43	6.51		6.51	Bank Statement Line Item	USD Cash Account
02/01/2018	NRA Withholding tax VIAB div	19.50		615.93	24.88		24.88	Bank Statement Line Item	USD Cash Account
18/01/2018	Sell shares		13,356.03	13,971.96		16,770.50	16,770.50	Listed Security Disposal	General Motors Co
31/01/2018	Interest		0.38	13,972.34		0.47	0.47	Interest Received	USD Cash Account
12/02/2018	Buy shares	13,458.93		513.41	17,180.15		17,180.15	Listed Security Acquisition	General Motors Co
13/02/2018	SI Dividend		436.50	949.91		554.64	408.38	Foreign Income	Siemens A G Sponsored ADR
							146.26	Bank Statement Line Item	USD Cash Account
13/02/2018	NRA Withholding tax SI div	115.11		834.80	146.26		146.26	Bank Statement Line Item	USD Cash Account
28/02/2018	Interest		0.50	835.30		0.64	0.64	Interest Received	USD Cash Account
15/03/2018	DOW dividend		90.44	925.74		114.83	19.49	Bank Statement Line Item	USD Cash Account
							95.34	Foreign Income	DowDuPont Inc
15/03/2018	NWL dividend		102.35	1,028.09		129.95	112.72	Foreign Income	Newell Brands Inc

ADA SUPERANNUATION FUND
Foreign Cash Reconciliation Statement
For the period 1 July 2017 to 30 June 2018

Date	Description	Bank Statement Line Items			Matched Transaction(s)				
		Foreign Withdrawals	Foreign Deposits	Balance	AUD Withdrawals	AUD Deposits	Amount	Matched As	Account Name
							17.23	Bank Statement Line Item	USD Cash Account
15/03/2018	NRA Withholding tax NWL	13.57		1,014.52	17.23		17.23	Bank Statement Line Item	USD Cash Account
15/03/2018	NRA Withholding tax DOW	15.35		999.17	19.49		19.49	Bank Statement Line Item	USD Cash Account
20/03/2018	Fee - statement	3.80		995.37	4.93		4.93	Bank Fee	USD Cash Account
29/03/2018	BP Dividend		208.25	1,203.62		271.69	271.69	Foreign Income	BP plc - ADR
31/03/2018	Interest		0.07	1,203.69		0.09	0.09	Interest Received	USD Cash Account
02/04/2018	FDX div		34.00	1,237.69		44.36	6.65	Bank Statement Line Item	USD Cash Account
							37.71	Foreign Income	Fedex Corp
02/04/2018	NRA Withholding tax FDX	5.10		1,232.59	6.65		6.65	Bank Statement Line Item	USD Cash Account
03/04/2018	VIAB Dividend		130.00	1,362.59		169.16	143.79	Foreign Income	Viacom Inc
							25.37	Bank Statement Line Item	USD Cash Account
03/04/2018	NRA Withholding tax VIAB	19.50		1,343.09	25.37		25.37	Bank Statement Line Item	USD Cash Account
05/04/2018	BCS Dividend		202.64	1,545.73		263.51	263.51	Foreign Income	Barclays plc - ADR
25/04/2018	GE Dividend		104.40	1,650.13		137.22	20.58	Bank Statement Line Item	USD Cash Account
							116.64	Foreign Income	General Motors Co
25/04/2018	NRA Withholding tax GE div	15.66		1,634.47	20.58		20.58	Bank Statement Line Item	USD Cash Account
30/04/2018	Interest		0.25	1,634.72		0.33	0.33	Interest Received	USD Cash Account
01/05/2018	FCX Dividend		20.00	1,654.72		26.53	22.55	Foreign Income	Freeport-McMoRan
							3.98	Bank Statement Line Item	USD Cash Account
01/05/2018	NRA withholding tax FCX	3.00		1,651.72	3.98		3.98	Bank Statement Line Item	USD Cash Account
21/05/2018	Sell shares		16,114.67	17,766.39		21,431.93	21,431.93	Listed Security Disposal	BP plc - ADR
31/05/2018	Interest		1.16	17,767.55		1.53	1.53	Interest Received	USD Cash Account
15/06/2018	DOW dividend		90.44	17,857.99		121.15	18.18	Bank Statement Line Item	USD Cash Account
							102.97	Foreign Income	DowDuPont Inc
15/06/2018	NWL Dividend		102.35	17,960.34		137.11	20.56	Bank Statement Line Item	USD Cash Account
							116.55	Foreign Income	Newell Brands Inc
15/06/2018	NRA Withholding tax NWL	13.57		17,946.77	18.18		18.18	Bank Statement Line Item	USD Cash Account
15/06/2018	NRA Withholding tax DOW	15.35		17,931.42	20.56		20.56	Bank Statement Line Item	USD Cash Account
15/06/2018	Buy shares	5,757.64		12,173.78	7,712.85		7,712.85	Listed Security Acquisition	Alibaba Group Holding Ltd - ADR
15/06/2018	Buy shares	5,764.74		6,409.04	7,722.36		7,722.36	Listed Security Acquisition	Baidu Shs -A- Sponsored American
15/06/2018	Buy shares	5,959.28		449.76	7,982.96		7,982.96	Listed Security Acquisition	Tencent Holdings Limited ADR
22/06/2018	BP Dividends		208.25	658.01		281.50	281.50	Foreign Income	BP plc - ADR
30/06/2018	Interest		1.50	659.51		2.03	2.03	Interest Received	USD Cash Account
30/06/2018	Closing Balance			659.51					

ADA SUPERANNUATION FUND
Statement of Taxable Income
For the Period from 1 July 2017 to 30 June 2018

Description	Investment Reference	Date	Tax Return Ref.	Amount
			Section B	
Income				
Net Capital Gain				
Gross Capital Gain - Shares & Units - Other Shares	As Per Investment Disposals CGT Report	30 Jun 2018	A	21,725.00
Deferred Capital Gain Realised		30 Jun 2018	A	0.00
Less Capital Losses Applied		30 Jun 2018	A	0.00
Less Discount		30 Jun 2018	A	(7,241.00)
Total Net Capital Gain			A	14,484.00
Total Gross Rent and Other Leasing & Hiring Income			B	0.00
Gross Interest				
ATO001000009404524		04 Nov 2017	C	15.95
Interest	USD Cash Acc: USD Cash Account	31 Jul 2017	C	3.53
Interest	USD Cash Acc: USD Cash Account	31 Aug 2017	C	1.54
Interest	USD Cash Acc: USD Cash Account	30 Sep 2017	C	0.18
Interest	USD Cash Acc: USD Cash Account	31 Oct 2017	C	0.23
Interest	USD Cash Acc: USD Cash Account	31 Jan 2018	C	0.47
Interest	USD Cash Acc: USD Cash Account	28 Feb 2018	C	0.64
Interest	USD Cash Acc: USD Cash Account	31 Mar 2018	C	0.09
Interest	USD Cash Acc: USD Cash Account	30 Apr 2018	C	0.33
Interest	USD Cash Acc: USD Cash Account	31 May 2018	C	1.53
Interest	USD Cash Acc: USD Cash Account	30 Jun 2018	C	2.03
<i>Less Rounding</i>			C	(0.52)
Total Gross Interest			C	26.00
Total Forestry Managed Investment Scheme Income			X	0.00
Net Foreign Income				
BCS 14.6204C	BCS.NYSE: Barclays plc - ADR	05 Apr 2018	D	263.51
BP 75.6334C	BP.NYSE: BP plc - ADR	22 Sep 2017	D	262.51
BP 78.2677C	BP.NYSE: BP plc - ADR	21 Dec 2017	D	271.65
BP 78.2779C	BP.NYSE: BP plc - ADR	29 Mar 2018	D	271.69
BP 81.1030C	BP.NYSE: BP plc - ADR	22 Jun 2018	D	281.50
DOW 57.7164C	DOW.NYSE: Dow Chemical Co	28 Jul 2017	D	137.37
DOW 58.6810C	DWDP.NYSE: DowDuPont Inc	02 Oct 2017	D	139.66
DOW 58.6810C	DWDP.NYSE: DowDuPont Inc	15 Dec 2017	D	117.84
DOW dividend	DWDP.NYSE: DowDuPont Inc	15 Mar 2018	D	114.83
DOW dividend	DWDP.NYSE: DowDuPont Inc	15 Jun 2018	D	121.15
FCX 6.6313C	FCX.NYSE: Freeport-McMoRan	01 May 2018	D	26.53
FDX 65.8155C	FDX.NYSE: Fedex Corp	06 Jul 2017	D	44.75
FDX 63.7837C	FDX.NYSE: Fedex Corp	02 Oct 2017	D	43.36
FDX 63.7999C	FDX.NYSE: Fedex Corp	02 Jan 2018	D	43.38
FDX 65.2316C	FDX.NYSE: Fedex Corp	02 Apr 2018	D	44.37
GM 47.9012C	GM.NYSE: General Motors Co	22 Sep 2017	D	145.14
GM 49.5695C	GM.NYSE: General Motors Co	21 Dec 2017	D	150.20
GM 49.2803C	GM.NYSE: General Motors Co	25 Apr 2018	D	137.22
NWL 29.9674C	NWL.NYSE: Newell Brands Inc	15 Dec 2017	D	93.50
NWL 29.2026C	NWL.NYSE: Newell Brands Inc	15 Mar 2018	D	129.95
NWL 30.8105C	NWL.NYSE: Newell Brands Inc	15 Jun 2018	D	137.11

ADA SUPERANNUATION FUND
Statement of Taxable Income
For the Period from 1 July 2017 to 30 June 2018

Description	Investment Reference	Date	Tax Return Ref.	Amount
OA 40.1808C	OA.NYSE: Orbital ATK Inc	21 Sep 2017	D	38.16
SI Dividend	SIEGY: Siemens A G Sponsored ADR	13 Feb 2018	D	554.64
VIAB 25.5135C	VIAB.NASDAQ: Viacom Inc	02 Oct 2017	D	165.84
VIAB 25.5200C	VIAB.NASDAQ: Viacom Inc	02 Jan 2018	D	165.88
VIAB 26.0247C	VIAB.NASDAQ: Viacom Inc	03 Apr 2018	D	169.16
<i>Less Rounding</i>			D	(0.90)
Total Net Foreign Income			D	4,070.00
Total Australian Franking Credits from a New Zealand Company			E	0.00
Total Transfers from Foreign Funds			F	0.00
Total Gross Payments where ABN not quoted			H	0.00
Total Gross Distribution from Partnerships			I	0.00
Total Unfranked Dividend Amount			J	0.00
Total Franked Dividend Amount			K	0.00
Total Dividend Franking Credit			L	0.00
Total Gross Trust Distributions			M	0.00
Assessable Employer Contributions				
AD super to ADA	1: Andrew Dalzell	19 Oct 2017	R1	1,235.00
AD Super Dec 2017	1: Andrew Dalzell	21 Jan 2018	R1	1,330.00
AD Super mar 2018	1: Andrew Dalzell	15 Apr 2018	R1	1,140.00
YD super to ADA	2: Yulia Dalzell	19 Oct 2017	R1	1,235.00
YD super dec 2017	2: Yulia Dalzell	21 Jan 2018	R1	1,311.00
YD Super mar 2018	2: Yulia Dalzell	15 Apr 2018	R1	912.00
Total Assessable Employer Contributions			R1	7,163.00
Assessable Personal Contributions				
AD super contribution	1: Andrew Dalzell	02 Oct 2017	R2	1,000.00
from AJD contribut	1: Andrew Dalzell	24 Dec 2017	R2	5,000.00
Total Assessable Personal Contributions			R2	6,000.00
Total No-TFN quoted contributions			R3	0.00
Total Transfer of Liability to life insurance company or PST			R6	0.00
Total Assessable Contributions			R	13,163.00
Total Other Income			S	0.00
Total Assessable Income Due to Changed Tax Status of Fund			T	0.00
Total Net Non-arm's Length Income			U	0.00
Total Exempt Current Pension Income			Y	0.00
Total Assessable Income				31,743.00
<u>Deductions</u>			Section C	
Total Interest Expenses within Australia			A	0.00
Total Interest Expenses Overseas			B	0.00
Total Capital Works Deductions			D	0.00

ADA SUPERANNUATION FUND
Statement of Taxable Income
For the Period from 1 July 2017 to 30 June 2018

Description	Investment Reference	Date	Tax Return Ref.	Amount
Total Deduction for Decline in Value of Depreciating Assets			E	0.00
Total Death or Disability Premiums			F	0.00
Total Death Benefit Increase			G	0.00
Approved Auditor Fee				
ESV Fees		24 Dec 2017	H	550.00
Total Approved Auditor Fee			H	550.00
Investment Expenses				
Fee - Statement	USD Cash Acc: USD Cash Account	10 Aug 2017	I	4.83
Fee - statement	USD Cash Acc: USD Cash Account	20 Mar 2018	I	4.93
<i>Less Rounding</i>			I	(0.76)
Total Investment Expenses			I	9.00
Management and Administration Expenses				
ESV Fees		24 Dec 2017	J	4,459.49
<i>Less Rounding</i>			J	(0.49)
Total Management and Administration Expenses			J	4,459.00
Total Forestry Managed Investment Scheme Deduction			U	0.00
Other Deductions				
ATO001000009404524		04 Nov 2017	L	259.00
Tax Office Payments ITR FY 2017		23 Jan 2018	L	259.00
Total Other Deductions			L	518.00
Tax Losses Deducted				
Tax Losses Brought Forward		30 Jun 2018	M	0.00
Less Net Exempt Income		30 Jun 2018	M	0.00
Total Tax Losses Deducted			M	0.00
Total Deductions				5,536.00
Taxable Income or Loss			(V - N) O	26,207.00

Income Tax Calculation Statement

Section D

Gross Tax

Gross Tax @ 15% for Concessional Income		30 Jun 2018	T1	3,931.05
Gross Tax @ 45% for Net Non-Arm's Length Income		30 Jun 2018	T1	0.00
No-TFN Quoted Contributions @ 32%		30 Jun 2018	J	0.00
Total Gross Tax				3,931.05

Credit: Foreign Tax Income Offset

DOW 57.7164C	DOW.NYSE: Dow Chemical Co	28 Jul 2017	C1	20.60
DOW 58.6810C	DWDP.NYSE: DowDuPont Inc	02 Oct 2017	C1	20.95
DOW 58.6810C	DWDP.NYSE: DowDuPont Inc	15 Dec 2017	C1	17.68
DOW dividend	DWDP.NYSE: DowDuPont Inc	15 Mar 2018	C1	19.49
DOW dividend	DWDP.NYSE: DowDuPont Inc	15 Jun 2018	C1	18.18
FCX 6.6313C	FCX.NYSE: Freeport-McMoRan	01 May 2018	C1	3.98
FDX 65.8155C	FDX.NYSE: Fedex Corp	06 Jul 2017	C1	6.71

ADA SUPERANNUATION FUND
Statement of Taxable Income
For the Period from 1 July 2017 to 30 June 2018

Description	Investment Reference	Date	Tax Return Ref.	Amount
FDX 63.7837C	FDX.NYSE: Fedex Corp	02 Oct 2017	C1	6.50
FDX 63.7999C	FDX.NYSE: Fedex Corp	02 Jan 2018	C1	6.51
FDX 65.2316C	FDX.NYSE: Fedex Corp	02 Apr 2018	C1	6.66
GM 47.9012C	GM.NYSE: General Motors Co	22 Sep 2017	C1	21.77
GM 49.5695C	GM.NYSE: General Motors Co	21 Dec 2017	C1	22.53
GM 49.2803C	GM.NYSE: General Motors Co	25 Apr 2018	C1	20.58
NWL 29.9674C	NWL.NYSE: Newell Brands Inc	15 Dec 2017	C1	14.02
NWL 29.2026C	NWL.NYSE: Newell Brands Inc	15 Mar 2018	C1	17.23
NWL 30.8105C	NWL.NYSE: Newell Brands Inc	15 Jun 2018	C1	20.56
OA 40.1808C	OA.NYSE: Orbital ATK Inc	21 Sep 2017	C1	5.72
SI Dividend	SIEGY: Siemens A G Sponsored ADR	13 Feb 2018	C1	146.26
VIAB 25.5135C	VIAB.NASDAQ: Viacom Inc	02 Oct 2017	C1	24.88
VIAB 25.5200C	VIAB.NASDAQ: Viacom Inc	02 Jan 2018	C1	24.88
VIAB 26.0247C	VIAB.NASDAQ: Viacom Inc	03 Apr 2018	C1	25.37
Total Credit: Foreign Tax Income Offset			C1	471.06
Total Credit: Rebates and Tax Offset			C2	0.00
Rebates and Offsets			C	471.06
SUBTOTAL				3,459.99
Total Credit: Refundable Franking Credits			E1	0.00
Total Credit: No-TFN Tax Offset			E2	0.00
Total Credit: Refundable National Rental Affordability Scheme Tax Offset			E3	0.00
Total Credit: Interest on Early Payments			H1	0.00
Total Credit: Foreign Resident Withholding			H2	0.00
Total Credit: ABN/TFN Not Quoted (Non-Individual)			H3	0.00
Total Credit: Interest on No-TFN Tax Offset			H6	0.00
Total Eligible Credits				0.00
Net Tax Payable				3,459.99
PAYG Instalments Raised				
Tax Office payments str tax dec 17		31 Dec 2017	K	181.00
Tax Office Payments ATO Jan Mar 18		31 Mar 2018	K	994.00
Total PAYG Instalments Raised			K	1,175.00
Total Supervisory Levy			L	259.00
Total Supervisory Levy Adjustment for Wound Up Funds			M	0.00
Total Supervisory Levy Adjustment for New Funds			N	0.00
Total Amount Due / (Refundable)				2,543.99

ADA SUPERANNUATION FUND
Foreign Income and Expenses Worksheet
For the period 1 July 2017 to 30 June 2018

Date	Description	Code	Market	Foreign Amount			Xrate	RBA Rate	Variance	AUD Amount		
				Gross	WHT	Net				Gross	WHT	Net
Income												
<i>Foreign Investment Assets</i>												
Currency: USD												
Barclays plc - ADR												
05/04/2018	BCS 14.6204C	BCS	NYSE	202.64	-	202.64	1.300390	1.300390	0.00%	263.51	-	263.51
				202.64	0.00	202.64				263.51	-	263.51
BP plc - ADR												
22/09/2017	BP 75.6334C	BP	NYSE	208.25	-	208.25	1.260557	1.260557	0.00%	262.51	-	262.51
21/12/2017	BP 78.2677C	BP	NYSE	208.25	-	208.25	1.304461	1.304461	0.00%	271.65	-	271.65
29/03/2018	BP 78.2779C	BP	NYSE	208.25	-	208.25	1.304631	1.304631	0.00%	271.69	-	271.69
22/06/2018	BP 81.1030C	BP	NYSE	208.25	-	208.25	1.351717	1.351717	0.00%	281.50	-	281.50
				833.00	0.00	833.00				1,087.35	-	1,087.35
Dow Chemical Co												
28/07/2017	DOW 57.7164C	DOW	NYSE	109.48	16.42	93.07	1.254705	1.254705	0.00%	137.37	20.60	116.77
				109.48	16.42	93.07				137.37	20.60	116.77
DowDuPont Inc												
02/10/2017	DOW 58.6810C	DWDP	NYSE	109.48	16.42	93.06	1.275673	1.275673	0.00%	139.66	20.95	118.71
15/12/2017	DOW 58.6810C	DWDP	NYSE	90.44	13.57	76.87	1.302932	1.302932	0.00%	117.84	17.68	100.16
15/03/2018	DOW dividend	DWDP	NYSE	90.44	15.35	75.09	1.269680	1.269680	0.00%	114.83	19.49	95.34
15/06/2018	DOW dividend	DWDP	NYSE	90.44	13.57	76.87	1.339585	1.339585	0.00%	121.15	18.18	102.97
				380.80	58.91	321.89				493.48	76.30	417.18
Freeport-McMoRan												
01/05/2018	FCX 6.6313C	FCX	NYSE	20.00	3.00	17.00	1.326260	1.326260	0.00%	26.53	3.98	22.55
				20.00	3.00	17.00				26.53	3.98	22.55
Fedex Corp												
06/07/2017	FDX 65.8155C	FDX	NYSE	34.00	5.10	28.90	1.316309	1.316309	0.00%	44.75	6.71	38.04
02/10/2017	FDX 63.7837C	FDX	NYSE	34.00	5.10	28.90	1.275294	1.275673	0.03%	43.36	6.50	36.86
02/01/2018	FDX 63.7999C	FDX	NYSE	34.00	5.10	28.90	1.275882	1.275998	0.01%	43.38	6.51	36.87

ADA SUPERANNUATION FUND
Foreign Income and Expenses Worksheet
For the period 1 July 2017 to 30 June 2018

Date	Description	Code	Market	Foreign Amount			Xrate	RBA Rate	Variance	AUD Amount		
				Gross	WHT	Net				Gross	WHT	Net
02/04/2018	FDX 65.2316C	FDX	NYSE	34.00	5.10	28.90	1.305000	1.304631	0.03%	44.37	6.66	37.71
				136.00	20.40	115.60				175.86	26.38	149.48
General Motors Co												
22/09/2017	GM 47.9012C	GM	NYSE	115.14	17.27	97.87	1.260557	1.260557	0.00%	145.14	21.77	123.37
21/12/2017	GM 49.5695C	GM	NYSE	115.14	17.27	97.87	1.304461	1.304461	0.00%	150.20	22.53	127.67
25/04/2018	GM 49.2803C	GM	NYSE	104.40	15.66	88.74	1.314406	1.314406	0.00%	137.22	20.58	116.64
				334.68	50.20	284.48				432.56	64.88	367.68
Newell Brands Inc												
15/12/2017	NWL 29.9674C	NWL	NYSE	71.76	10.76	61.00	1.302932	1.302932	0.00%	93.50	14.02	79.48
15/03/2018	NWL 29.2026C	NWL	NYSE	102.35	13.57	88.78	1.269680	1.269680	0.00%	129.95	17.23	112.72
15/06/2018	NWL 30.8105C	NWL	NYSE	102.35	15.35	87.00	1.339619	1.339585	0.00%	137.11	20.56	116.55
				276.46	39.68	236.78				360.56	51.81	308.75
Orbital ATK Inc												
21/09/2017	OA 40.1808C	OA	NYSE	30.40	4.56	25.84	1.255263	1.255650	0.03%	38.16	5.72	32.44
				30.40	4.56	25.84				38.16	5.72	32.44
Siemens A G Sponsored ADR												
13/02/2018	SI Dividend	SIEGY	USER	436.50	115.11	321.40	1.270648	1.270648	0.00%	554.64	146.26	408.38
				436.50	115.11	321.40				554.64	146.26	408.38
Viacom Inc												
02/10/2017	VIAB 25.5135C	VIAB	NASDAQ	130.00	19.50	110.50	1.275673	1.275673	0.00%	165.84	24.88	140.96
02/01/2018	VIAB 25.5200C	VIAB	NASDAQ	130.00	19.50	110.50	1.275998	1.275998	0.00%	165.88	24.88	141.00
03/04/2018	VIAB 26.0247C	VIAB	NASDAQ	130.00	19.50	110.50	1.301236	1.301236	0.00%	169.16	25.37	143.79
				390.00	58.50	331.50				500.88	75.13	425.75

ADA SUPERANNUATION FUND
Foreign Asset Worksheet
For the period 1 July 2017 to 30 June 2018

Purchases

Date	Description	Code	Market	Quantity	Foreign Amount		Xrate	RBA Rate	Variance	AUD Amount	
					Price	Total				Price	Total
Currency: USD											
<i>Foreign Investment Assets</i>											
Alibaba Group Holding Ltd - ADR (NYSE:BABA)											
15/06/2018	Buy shares	BABA.NYSE	NYSE	27.00	213.25	5,757.64	1.339585	1.339585	0.00%	285.66	7,712.85
Totals:				27.00		5,757.64					
Alphabet Inc - Ordinary Shares - Class C (NASDAQ:GOOG)											
14/08/2017	Buy shares	GOOG.NASDAQ	NASDAQ	22.00	939.29	20,664.44	1.267106	1.267106	0.00%	1,190.18	26,184.04
Totals:				22.00		20,664.44					
Baidu Shs -A- Sponsored American Deposit Receipt Repr 1/10 Sh -A- (NASDAQ:BIDU)											
15/06/2018	Buy shares	BIDU.NASDAQ	NASDAQ	21.00	274.51	5,764.74	1.339585	1.339585	0.00%	367.73	7,722.36
Totals:				21.00		5,764.74					
Barclays plc - ADR (NYSE:BCS)											
14/08/2017	Buy shares	BCS.NYSE	NYSE	1,850.00	10.89	20,140.24	1.267106	1.267106	0.00%	13.79	25,519.82
Totals:				1,850.00		20,140.24					
General Motors Co (NYSE:GM)											
12/02/2018	Buy shares	GM.NYSE	NYSE	870.00	15.47	13,458.93	1.276487	1.276487	0.00%	19.75	17,180.15
Totals:				870.00		13,458.93					
Mylan N.V. (NASDAQ:MYL)											
14/08/2017	Buy shares	MYL.NASDAQ	NASDAQ	650.00	31.96	20,771.11	1.267106	1.267106	0.00%	40.49	26,319.20
Totals:				650.00		20,771.11					
Newell Brands Inc (NYSE:NWL)											
11/10/2017	Buy shares	NWL.NYSE	NYSE	312.00	44.81	13,979.87	1.285017	1.285017	0.00%	57.58	17,964.37
07/12/2017	Buy shares	NWL.NYSE	NYSE	133.00	32.53	4,326.72	1.325381	1.325381	0.00%	43.12	5,734.55
Totals:				445.00		18,306.59					
Tencent Holdings Limited ADR											
15/06/2018	Buy shares	TCEHY	USER	110.00	54.18	5,959.28	1.339585	1.339585	0.00%	72.57	7,982.96
Totals:				110.00		5,959.28					
Viacom Inc (NASDAQ:VIAB)											
14/08/2017	Buy shares	VIAB.NASDAQ	NASDAQ	650.00	30.90	20,088.22	1.267106	1.267106	0.00%	39.16	25,453.90
Totals:				650.00		20,088.22					

ADA SUPERANNUATION FUND
Foreign Asset Worksheet
For the period 1 July 2017 to 30 June 2018

Sales

Date	Description	Code	Market	Quantity	Foreign Amount		Xrate	RBA Rate	Variance	AUD Amount	
					Price	Total				Price	Total
Currency: USD											
<i>Foreign Investment Assets</i>											
BP plc - ADR (NYSE:BP)											
21/05/2018	Sell shares	BP.NYSE	NYSE	350.00	46.04	16,114.67	1.329964	1.329964	0.00%	61.23	21,431.93
Totals:				350.00		16,114.67					
General Motors Co (NYSE:GM)											
18/01/2018	Sell shares	GM.NYSE	NYSE	303.00	44.08	13,356.03	1.255650	1.255650	0.00%	55.35	16,770.50
Totals:				303.00		13,356.03					
Navistar International Corp (NYSE:NAV)											
14/08/2017	Sell shares	NAV.NYSE	NYSE	300.00	30.47	9,140.17	1.267106	1.267106	0.00%	38.61	11,581.56
Totals:				300.00		9,140.17					
Orbital ATK Inc (NYSE:OA)											
21/09/2017	Sell shares	OA.NYSE	NYSE	95.00	129.49	12,301.68	1.255650	1.255650	0.00%	162.60	15,446.60
Totals:				95.00		12,301.68					

ADA SUPERANNUATION FUND
Foreign Asset Worksheet
For the period 1 July 2017 to 30 June 2018

Market Values

Date	Description	Code	Quantity	Foreign Amount			Xrate	RBA Rate	Variance	AUD Amount		
				Book Cost	Price	Total				Book Cost	Price	Total
Currency: USD												
<i>Foreign Investment Assets</i>												
30/06/2018	Alibaba Group Holding Ltd - ADR (NYSE:BABA)	BABA.NYSE	27.00	5,757.64	185.53	5,009.31	1.352997	1.352997	0.00%	7,712.85	251.02	6,777.58
30/06/2018	Alphabet Inc - Ordinary Shares - Class C (NASDAQ:GOOG)	GOOG.NASDAQ	22.00	20,664.44	1,115.65	24,544.30	1.352997	1.352997	0.00%	26,184.04	1,509.47	33,208.36
30/06/2018	Baidu Shs -A- Sponsored American Deposit Receipt Repr 1/10 Sh -A- (NASDAQ:BIDU)	BIDU.NASDAQ	21.00	5,764.74	243.00	5,103.00	1.352997	1.352997	0.00%	7,722.36	328.78	6,904.34
30/06/2018	Barclays plc - ADR (NYSE:BCS)	BCS.NYSE	1,850.00	20,140.24	10.03	18,555.50	1.352997	1.352997	0.00%	25,519.82	13.57	25,105.54
30/06/2018	DowDuPont Inc (NYSE:DWDP)	DWDP.NYSE	238.00	-	65.92	15,688.96	1.352997	1.352997	0.00%	13,529.00	89.19	21,227.12
30/06/2018	Fedex Corp (NYSE:FDX)	FDX.NYSE	68.00	-	227.06	15,440.08	1.352997	1.352997	0.00%	13,346.00	307.21	20,890.38
30/06/2018	Freeport-McMoRan (NYSE:FCX)	FCX.NYSE	400.00	-	17.26	6,904.00	1.352997	1.352997	0.00%	12,629.00	23.35	9,341.09
30/06/2018	General Motors Co (NYSE:GM)	GM.NYSE	870.00	13,458.93	39.40	34,278.00	1.352997	1.352997	0.00%	17,180.15	53.31	46,378.03
30/06/2018	Mylan N.V. (NASDAQ:MYL)	MYL.NASDAQ	650.00	20,771.11	36.14	23,491.00	1.352997	1.352997	0.00%	26,319.20	48.90	31,783.25
30/06/2018	Newell Brands Inc (NYSE:NWL)	NWL.NYSE	445.00	18,306.59	25.79	11,476.55	1.352997	1.352997	0.00%	23,698.92	34.89	15,527.74
30/06/2018	Siemens A G Sponsored ADR	SIEGY	190.00	-	66.10	12,558.05	1.352997	1.352997	0.00%	14,207.00	89.43	16,991.00
30/06/2018	Tencent Holdings Limited ADR	TCEHY	110.00	5,959.28	50.19	5,521.45	1.352997	1.352997	0.00%	7,982.96	67.91	7,470.51
30/06/2018	Viacom Inc (NASDAQ:VIAB)	VIAB.NASDAQ	650.00	20,088.22	30.16	19,604.00	1.352997	1.352997	0.00%	25,453.90	40.81	26,524.15

ADA SUPERANNUATION FUND

Tax Accounting Reconciliation

For the period 1 July 2017 to 30 June 2018

Operating Statement Profit vs. Provision for Income Tax		2018
		\$
Benefits Accrued as a Result of Operations before Income Tax		66,703.68
<u>ADD:</u>		
Forex Realised Losses		3,927.50
Non-Deductible Expenses		137.50
Taxable Capital Gains		14,484.00
<u>LESS:</u>		
Increase in Market Value		31,312.89
Realised Capital Gains		21,725.59
Forex Unrealised Gains		5,199.23
Non-Taxable Contributions		807.80
Rounding		0.17
Taxable Income or Loss		26,207.00
	Income Amount	Tax Amount
Gross Tax @ 15% for Concessional Income	26,207.00	3,931.05
Gross Tax @ 45% for Net Non-Arm's Length Income	0.00	0.00
No-TFN Quoted Contributions @ 32%	0.00	0.00
Change in Carried Forward Losses	0.00	0.00
Provision for Income Tax		3,931.05

Provision for Income Tax vs. Income Tax Expense

Provision for Income Tax	3,931.05
<u>ADD:</u>	
Change in Deferred Tax Liability	533.00
Income Tax Expense	4,464.05

Provision for Income Tax vs. Income Tax Payable

Provision for Income Tax	3,931.05
<u>LESS:</u>	
Foreign Tax Credits	471.06
Income Tax Instalments Paid	1,175.00
Income Tax Payable (Receivable)	2,284.99

Exempt Current Pension Income Settings

Pension Exempt % (Actuarial)	0.0000%
Pension Exempt % (Expenses)	0.0000%
Assets Segregated For Pensions	No

ADA SUPERANNUATION FUND
Realised Capital Gains
For the period from 1 July 2017 to 30 June 2018

		Accounting Treatment				Taxation Treatment							
		Quantity	Proceeds	Excess Tax Value*	Original Cost	Accounting Profit/(Loss)	Cost Base Calculation		Capital Gains Calculation				
							Adjusted	Reduced	Indexation	Discounted	Other	Deferred	Capital Loss
<u>Bank - Foreign</u>													
USD Cash Account													
06/07/2017	Sale	5.10	6.71		6.83	(0.12)							
28/07/2017	Sale	16.42	20.60		21.99	(1.39)							
10/08/2017	Sale	3.80	4.83		5.09	(0.26)							
14/08/2017	Sale	20,140.24	25,519.82		26,972.27	(1,452.45)							
14/08/2017	Sale	20,088.22	25,453.90		25,845.90	(392.00)							
14/08/2017	Sale	20,771.11	26,319.20		27,817.15	(1,497.95)							
14/08/2017	Sale	20,664.44	26,184.04		27,674.29	(1,490.25)							
21/09/2017	Sale	4.56	5.73		5.78	(0.05)							
22/09/2017	Sale	17.27	21.77		21.88	(0.11)							
02/10/2017	Sale	16.42	20.95		20.81	0.14							
02/10/2017	Sale	5.10	6.51		6.46	0.05							
02/10/2017	Sale	19.50	24.88		24.71	0.17							
11/10/2017	Sale	13,979.87	17,964.37		17,571.10	393.27							
07/12/2017	Sale	4,326.72	5,734.55		5,727.04	7.51							
15/12/2017	Sale	10.76	14.02		14.27	(0.25)							
15/12/2017	Sale	13.57	17.68		17.99	(0.31)							
21/12/2017	Sale	17.27	22.53		22.69	(0.16)							
02/01/2018	Sale	19.50	24.88		25.41	(0.53)							
02/01/2018	Sale	5.10	6.51		6.65	(0.14)							
12/02/2018	Sale	13,458.93	17,180.15		16,924.90	255.25							
13/02/2018	Sale	115.11	146.26		144.54	1.72							
15/03/2018	Sale	13.57	17.23		17.04	0.19							
15/03/2018	Sale	15.35	19.49		19.27	0.22							
20/03/2018	Sale	3.80	4.93		4.77	0.16							
02/04/2018	Sale	5.10	6.65		6.40	0.25							
03/04/2018	Sale	19.50	25.37		24.49	0.88							
25/04/2018	Sale	15.66	20.58		19.66	0.92							
01/05/2018	Sale	3.00	3.98		3.77	0.21							
15/06/2018	Sale	5,764.74	7,722.36		7,666.90	55.46							
15/06/2018	Sale	5,959.28	7,982.96		7,847.58	135.38							

ADA SUPERANNUATION FUND
Realised Capital Gains
For the period from 1 July 2017 to 30 June 2018

		Accounting Treatment				Taxation Treatment							
		Quantity	Proceeds	Excess Tax Value*	Original Cost	Accounting Profit/(Loss)	Cost Base Calculation		Capital Gains Calculation				
							Adjusted	Reduced	Indexation	Discounted	Other	Deferred	Capital Loss
<u>Bank - Foreign</u>													
USD Cash Account													
15/06/2018	Sale	5,757.64	7,712.85		7,657.45	55.40							
15/06/2018	Sale	13.57	18.18		17.04	1.14							
15/06/2018	Sale	15.35	20.56		20.41	0.15							
		131,285.57	168,255.03		172,182.53	(3,927.50)						0.00	
Bank - Foreign Total			168,255.03		172,182.53	(3,927.50)						0.00	
<u>Foreign Investment Assets</u>													
BP plc - ADR (NYSE:BP)													
21/05/2018	Sale	350.00	21,431.93		15,706.00	5,725.93	15,706.00			5,725.93			
		350.00	21,431.93		15,706.00	5,725.93	15,706.00			5,725.93		0.00	
Dow Chemical Co (NYSE:DOW)													
01/09/2017	Sale	238.00	13,529.00		13,529.00	0.00	13,529.00			0.00			
		238.00	13,529.00		13,529.00	0.00	13,529.00			0.00		0.00	
General Motors Co (NYSE:GM)													
18/01/2018	Sale	303.00	16,770.50		11,604.00	5,166.50	11,604.00			5,166.50			
		303.00	16,770.50		11,604.00	5,166.50	11,604.00			5,166.50		0.00	
Navistar International Corp (NYSE:NAV)													
14/08/2017	Sale	300.00	11,581.56		9,764.00	1,817.56	9,764.00			1,817.56			
		300.00	11,581.56		9,764.00	1,817.56	9,764.00			1,817.56		0.00	
Orbital ATK Inc (NYSE:OA)													
21/09/2017	Sale	95.00	15,446.60		6,431.00	9,015.60	6,431.00			9,015.60			
		95.00	15,446.60		6,431.00	9,015.60	6,431.00			9,015.60		0.00	
Foreign Investment Assets Total			78,759.59		57,034.00	21,725.59	57,034.00			21,725.59		0.00	

ADA SUPERANNUATION FUND
Realised Capital Gains
For the period from 1 July 2017 to 30 June 2018

Grand Total	247,014.62	229,216.53	17,798.09	57,034.00	21,725.59	0.00
--------------------	------------	------------	-----------	-----------	-----------	------

* Where there is an Excess Tax Value Amount, the Accounting Profit/(Loss) figure takes account of this. Accounting Profit/(Loss) equals Proceeds less Excess Tax Value less Original Cost.

ADA SUPERANNUATION FUND
Realised Capital Gains
For the period from 1 July 2017 to 30 June 2018

Capital Gains Tax Return Summary

	Indexation	Discount	Other	Deferred	Total Capital Gains	Capital Losses
Current Year Capital Gains						
Shares & Units - Listed Shares	0.00	0.00	0.00	0.00	0.00	0.00
Shares & Units - Other Shares	0.00	21,725.00	0.00	0.00	21,725.00	0.00
Shares & Units - Listed Trusts	0.00	0.00	0.00	0.00	0.00	0.00
Shares & Units - Other Units	0.00	0.00	0.00	0.00	0.00	0.00
Australian Real Estate	0.00	0.00	0.00	0.00	0.00	0.00
Other Real Estate	0.00	0.00	0.00	0.00	0.00	0.00
Collectables	0.00	0.00	0.00	0.00	0.00	0.00
Other CGT Assets & Other CGT Events	0.00	0.00	0.00	0.00	0.00	0.00
Distributed Capital Gains from Trusts	0.00	0.00	0.00	0.00	0.00	0.00
	0.00	21,725.00	0.00	0.00	21,725.00	0.00
Capital Losses Applied						
Current Year	0.00	0.00	0.00	0.00	0.00	0.00
Prior Years	0.00	0.00	0.00	0.00	0.00	0.00
	0.00	0.00	0.00	0.00	0.00	0.00
Net Capital Gains						
Net Gain after applying losses	0.00	21,725.00	0.00	0.00	21,725.00	
Discount applicable		7,241.00				
Net Gain after applying discount	0.00	14,484.00	0.00	0.00	14,484.00	

ADA SUPERANNUATION FUND
Unrealised Capital Gains as at 30 June 2018

Quantity /Description	Accounting Treatment			Taxation Treatment								
	Market Value	Original Cost	Accounting Gain/(Loss)	Cost Base Calculation				Capital Gains Calculation				
				Tax Free	Tax Deferred	AMIT	Amount	Indexation	Discountable	Other	Deferred	Capital Loss
<u>Bank</u>												
CBA Cash Management												
30/06/2018	2,086.14	2,086.14	2,086.14	0.00	0.00	0.00	0.00	2,086.14				0.00
	2,086.14	2,086.14	2,086.14	0.00	0.00	0.00	0.00	2,086.14				0.00
Bank Total		2,086.14	2,086.14	0.00	0.00	0.00	0.00	2,086.14				0.00
<u>Bank - Foreign</u>												
USD Cash Account												
21/05/2018	255.81	346.11	340.22	5.89	0.00	0.00	0.00	340.22				
31/05/2018	1.16	1.57	1.53	0.04	0.00	0.00	0.00	1.53				
15/06/2018	90.44	122.37	121.15	1.22	0.00	0.00	0.00	121.15				
15/06/2018	102.35	138.48	137.11	1.37	0.00	0.00	0.00	137.11				
22/06/2018	208.25	281.76	281.50	0.26	0.00	0.00	0.00	281.50				
30/06/2018	1.50	2.03	2.03	0.00	0.00	0.00	0.00	2.03				
	659.51	892.32	883.54	8.78	0.00	0.00	0.00	883.54				0.00
Bank - Foreign Total		892.32	883.54	8.78	0.00	0.00	0.00	883.54				0.00
<u>Foreign Investment Assets</u>												
Alibaba Group Holding Ltd - ADR (NYSE:BABA)												
15/06/2018	27.00	6,777.58	7,712.85	(935.27)	0.00	0.00	0.00	7,712.85				935.27
	27.00	6,777.58	7,712.85	(935.27)	0.00	0.00	0.00	7,712.85				935.27
Alphabet Inc - Ordinary Shares - Class C (NASDAQ:GOOG)												
14/08/2017	22.00	33,208.36	26,184.04	7,024.32	0.00	0.00	0.00	26,184.04			7,024.32	
	22.00	33,208.36	26,184.04	7,024.32	0.00	0.00	0.00	26,184.04			7,024.32	
Baidu Shs -A- Sponsored American Deposit Receipt Repr 1/10 Sh -A- (NASDAQ:BIDU)												
15/06/2018	21.00	6,904.34	7,722.36	(818.02)	0.00	0.00	0.00	7,722.36				818.02
	21.00	6,904.34	7,722.36	(818.02)	0.00	0.00	0.00	7,722.36				818.02
Barclays plc - ADR (NYSE:BCS)												
14/08/2017	1,850.00	25,105.54	25,519.82	(414.28)	0.00	0.00	0.00	25,519.82				414.28
	1,850.00	25,105.54	25,519.82	(414.28)	0.00	0.00	0.00	25,519.82				414.28

ADA SUPERANNUATION FUND
Unrealised Capital Gains as at 30 June 2018

Quantity /Description	Accounting Treatment			Taxation Treatment								
	Market Value	Original Cost	Accounting Gain/(Loss)	Cost Base Calculation				Capital Gains Calculation				
				Tax Free	Tax Deferred	AMIT	Amount	Indexation	Discountable	Other	Deferred	Capital Loss
<u>Foreign Investment Assets</u>												
DowDuPont Inc (NYSE:DWDP)												
7/04/2006	238.00	21,227.12	13,529.00	7,698.12	0.00	0.00	0.00	13,529.00		7,698.12		
	238.00	21,227.12	13,529.00	7,698.12	0.00	0.00	0.00	13,529.00		7,698.12		
Fedex Corp (NYSE:FDX)												
30/06/2017	68.00	20,890.38	13,346.00	7,544.38	0.00	0.00	0.00	13,346.00			7,544.38	
	68.00	20,890.38	13,346.00	7,544.38	0.00	0.00	0.00	13,346.00			7,544.38	
Freeport-McMoRan (NYSE:FCX)												
15/07/2013	400.00	9,341.09	12,629.00	(3,287.91)	0.00	0.00	0.00	12,629.00				3,287.91
	400.00	9,341.09	12,629.00	(3,287.91)	0.00	0.00	0.00	12,629.00				3,287.91
General Motors Co (NYSE:GM)												
12/02/2018	870.00	46,378.03	17,180.15	29,197.88	0.00	0.00	0.00	17,180.15			29,197.88	
	870.00	46,378.03	17,180.15	29,197.88	0.00	0.00	0.00	17,180.15			29,197.88	
Mylan N.V. (NASDAQ:MYL)												
14/08/2017	650.00	31,783.25	26,319.20	5,464.05	0.00	0.00	0.00	26,319.20			5,464.05	
	650.00	31,783.25	26,319.20	5,464.05	0.00	0.00	0.00	26,319.20			5,464.05	
Newell Brands Inc (NYSE:NWL)												
11/10/2017	312.00	10,886.86	17,964.37	(7,077.51)	0.00	0.00	0.00	17,964.37				7,077.51
7/12/2017	133.00	4,640.88	5,734.55	(1,093.67)	0.00	0.00	0.00	5,734.55				1,093.67
	445.00	15,527.74	23,698.92	(8,171.18)	0.00	0.00	0.00	23,698.92				8,171.18
Siemens A G Sponsored ADR												
4/03/2014	190.00	16,991.00	14,207.00	2,784.00	0.00	0.00	0.00	14,207.00		2,784.00		
	190.00	16,991.00	14,207.00	2,784.00	0.00	0.00	0.00	14,207.00		2,784.00		
Tencent Holdings Limited ADR												
15/06/2018	110.00	7,470.51	7,982.96	(512.45)	0.00	0.00	0.00	7,982.96				512.45
	110.00	7,470.51	7,982.96	(512.45)	0.00	0.00	0.00	7,982.96				512.45
Viacom Inc (NASDAQ:VIAB)												
14/08/2017	650.00	26,524.15	25,453.90	1,070.25	0.00	0.00	0.00	25,453.90			1,070.25	
	650.00	26,524.15	25,453.90	1,070.25	0.00	0.00	0.00	25,453.90			1,070.25	
Foreign Investment AssetsTot		268,129.09	221,485.20	46,643.89	0.00	0.00	0.00	221,485.20		10,482.12	50,300.88	14,139.11
<u>Listed Securities Market</u>												

ADA SUPERANNUATION FUND
Unrealised Capital Gains as at 30 June 2018

Quantity /Description	Accounting Treatment			Taxation Treatment									
	Market Value	Original Cost	Accounting Gain/(Loss)	Cost Base Calculation				Capital Gains Calculation					
				Tax Free	Tax Deferred	AMIT	Amount	Indexation	Discountable	Other	Deferred	Capital Loss	
<i>Listed Securities Market</i>													
Bathurst Resources Limited. (ASX:BRL)													
30/06/2017	23,500.00	3,525.00	14,528.00	(11,003.00)	0.00	0.00	0.00	14,528.00					11,003.00
	23,500.00	3,525.00	14,528.00	(11,003.00)	0.00	0.00	0.00	14,528.00					11,003.00
Titanium Sands Limited (ASX:TSL)													
30/06/2017	1,666.00	50.00	9,706.00	(9,656.00)	0.00	0.00	0.00	9,706.00					9,656.00
	1,666.00	50.00	9,706.00	(9,656.00)	0.00	0.00	0.00	9,706.00					9,656.00
<i>Listed Securities MarketTotal</i>													
	3,575.00	24,234.00	(20,659.00)		0.00	0.00	0.00	24,234.00					20,659.00

ADA SUPERANNUATION FUND
Unrealised Capital Gains as at 30 June 2018

Capital Gains Tax Return Summary

Current Year Capital Gains	Indexation	Discount	Other	Deferred	Total Capital Gains	Capital Losses
Shares & Units - Listed Shares	0.00	0.00	0.00	0.00	0.00	20,659.00
Shares & Units - Other Shares	0.00	10,482.00	50,300.00	0.00	60,782.00	14,139.00
Shares & Units - Listed Trusts	0.00	0.00	0.00	0.00	0.00	0.00
Shares & Units - Other Units	0.00	0.00	0.00	0.00	0.00	0.00
Australian Real Estate	0.00	0.00	0.00	0.00	0.00	0.00
Other Real Estate	0.00	0.00	0.00	0.00	0.00	0.00
Collectables	0.00	0.00	0.00	0.00	0.00	0.00
Other CGT Assets & Other CGT Events	0.00	0.00	0.00	0.00	0.00	0.00
Distributed Capital Gains from Trusts	0.00	0.00	0.00	0.00	0.00	0.00
	<u>0.00</u>	<u>10,482.00</u>	<u>50,300.00</u>	<u>0.00</u>	<u>60,782.00</u>	<u>34,798.00</u>
Capital Losses Applied						
Current Year	0.00	0.00	34,798.00	0.00	34,798.00	
Prior Years	0.00	0.00	0.00	0.00	0.00	
	<u>0.00</u>	<u>0.00</u>	<u>34,798.00</u>	<u>0.00</u>	<u>34,798.00</u>	
Net Capital Gains						
Net Gain after applying losses	0.00	10,482.00	15,502.00	0.00	25,984.00	
Discount applicable		3,494.00				
Net Gain after applying discount	<u>0.00</u>	<u>6,988.00</u>	<u>15,502.00</u>	<u>0.00</u>	<u>22,490.00</u>	

Gains/Losses on Custom Holding Accounts

Account Name	Book Cost	Value	Gain/(Loss)	Tax Rate %	Tax Effect
---------------------	------------------	--------------	--------------------	-------------------	-------------------

Custom Holding Accounts Totals