

Areaco Superannuation Fund

Trial Balance

As at 30 June 2023

Last Year	Code	Account Name	Units	Debits	Credits
				\$	\$
	23900	Dividends Received			
(1,200.00)	23900/ADH.AX	Adairs Limited			
(9,656.00)	23900/ANZ.AX	Australia And New Zealand Banking Group Limited			17,797.58
	23900/BEN.AX	Bendigo And Adelaide Bank Limited			2,775.00
(10,360.14)	23900/BHP.AX	BHP Group Limited			3,524.14
(2,425.00)	23900/BOQ.AX	Bank Of Queensland Limited.			5,862.48
(200.00)	23900/FWD.AX	Fleetwood Limited			
(19,202.40)	23900/NAB.AX	National Australia Bank Limited			23,103.00
(9,000.00)	23900/NHC.AX	New Hope Corporation Limited			
	23900/S32.AX	South32 Limited			828.85
	23900/SUL.AX	Super Retail Group Limited			2,286.13
(2,300.00)	23900/SUN.AX	Suncorp Group Limited			1,700.00
(15,600.00)	23900/WBC.AX	Westpac Banking Corporation			84,922.50
	23900/WDS.AX	Woodside Energy Group Ltd			488.01
25,061.30	24700	Changes in Market Values of Investments			92,836.17
	25000	Interest Received			
(147.98)	25000/MET084472810	Suncorp Business Saver A/C084472810			2,374.14
(17.41)	25000/NAB305253526	NABtrade bank account			2.18
	25100	Interest Received ATO			0.08
	28000	Property Income			
(4,808.72)	28000/Innovation Pkway	24/5 Innovation Parkway Birtinya			
3,300.00	30100	Accountancy Fees		3,465.00	
259.00	30400	ATO Supervisory Levy		259.00	
385.00	30700	Auditor's Remuneration		385.00	
35.00	31500	Bank Charges			
	41600	Pensions Paid			
26,530.00	41600/REARAY00001 P	(Pensions Paid) Read, Raymond William - Pension (Pension 1)		26,600.00	
14,310.00	41600/REARAY00002 P	(Pensions Paid) Read, Raymond William - Pension (Pension 2)		14,440.00	
9,460.00	41600/REASUZ00002 P	(Pensions Paid) Read, Suzanne Maree - Pension (Pension 2)		9,510.00	

Areaco Superannuation Fund

Trial Balance

As at 30 June 2023

Last Year	Code	Account Name	Units	Debits \$	Credits \$
	41930	Property Expenses - Agents Management Fees			
7,467.89	41930/Innovation Pkway	24/5 Innovation Parkway Birtinya			
	41960	Property Expenses - Council Rates & Taxes			
2,218.79	41960/Innovation Pkway	24/5 Innovation Parkway Birtinya			
	42100	Property Expenses - Strata Levy Fees			
9,435.17	42100/Innovation Pkway	24/5 Innovation Parkway Birtinya			
	42150	Property Expenses - Water Rates			
977.64	42150/Innovation Pkway	24/5 Innovation Parkway Birtinya			
(29,975.80)	48500	Income Tax Expense			61,408.99
5,453.66	49000	Profit/Loss Allocation Account		245,250.25	
	50010	Opening Balance			
(1,061,282.55)	50010/REARAY00001 P	(Opening Balance) Read, Raymond William - Pension (Pension 1)			1,064,157.03
(572,350.44)	50010/REARAY00002 P	(Opening Balance) Read, Raymond William - Pension (Pension 2)			573,902.36
(378,399.11)	50010/REASUZ00002 P	(Opening Balance) Read, Suzanne Maree - Pension (Pension 2)			379,426.37
	53100	Share of Profit/(Loss)			
(29,404.48)	53100/REARAY00001 P	(Share of Profit/(Loss)) Read, Raymond William - Pension (Pension 1)			156,093.79
(15,861.92)	53100/REARAY00002 P	(Share of Profit/(Loss)) Read, Raymond William - Pension (Pension 2)			84,214.33
(10,487.26)	53100/REASUZ00002 P	(Share of Profit/(Loss)) Read, Suzanne Maree - Pension (Pension 2)			55,492.13
	54160	Pensions Paid			
26,530.00	54160/REARAY00001 P	(Pensions Paid) Read, Raymond William - Pension (Pension 1)		26,600.00	
14,310.00	54160/REARAY00002 P	(Pensions Paid) Read, Raymond William - Pension (Pension 2)		14,440.00	
9,460.00	54160/REASUZ00002 P	(Pensions Paid) Read, Suzanne Maree - Pension (Pension 2)		9,510.00	
	60400	Bank Accounts			
139.64	60400/MET039372318	Suncorp A/C 039372318		36,128.61	
127,453.09	60400/MET084472810	Suncorp Business Saver A/C084472810		164,787.23	
2.55	60400/NAB305253526	NABtrade bank account		19.85	

Areaco Superannuation Fund

Trial Balance

As at 30 June 2023

Last Year	Code	Account Name	Units	Debits \$	Credits \$
165.00	68000	Sundry Debtors			0.00
	77600	Shares in Listed Companies (Australian)			
335,957.50	77600/ANZ.AX	Australia And New Zealand Banking Group Limited	16,267.0000	385,690.57	
45,350.00	77600/BEN.AX	Bendigo And Adelaide Bank Limited	5,000.0000	42,950.00	
29,700.00	77600/BHP.AX	BHP Group Limited	37.0000	1,664.63	
34,297.14	77600/BOQ.AX	Bank Of Queensland Limited.	32,562.0000	178,765.38	
2,031.25	77600/CNW.AX	Cirrus Networks Holdings Limited - Ordinary Fully Paid	0.0000		0.00
419,067.00	77600/NAB.AX	National Australia Bank Limited	15,300.0000	403,461.00	
	77600/S32.AX	South32 Limited	3,077.0000	11,569.52	
25,206.81	77600/SUL.AX	Super Retail Group Limited	2,969.0000	33,935.67	
109,800.00	77600/SUN.AX	Suncorp Group Limited	0.0000		0.00
849,225.00	77600/WBC.AX	Westpac Banking Corporation	43,550.0000	929,357.00	
4,139.20	77600/WDS.AX	Woodside Energy Group Ltd	130.0000	4,477.20	
	77700	Shares in Listed Companies (Overseas)			
3,766.86	77700/CCL.NYE	Carnival Corporation	300.0000	8,520.36	
1,208.92	84000	GST Payable/Refundable			0.00
29,975.80	85000	Income Tax Payable/Refundable		61,408.99	
				2,613,195.26	2,613,195.26

Current Year Profit/(Loss): 183,841.26

Areaco Superannuation Fund Interest Reconciliation Report

For The Period 01 July 2022 - 30 June 2023

Date	Payment Amount	Gross Interest	TFN Withheld	Foreign Income	Foreign Credits
Bank Accounts					
MET084472810 Suncorp Business Saver A/C084472810					
31/07/2022	80.53	80.53			
31/08/2022	136.76	136.76			
30/09/2022	151.58	151.58			
31/10/2022	171.83	171.83			
30/11/2022	122.50	122.50			
31/12/2022	170.36	170.36			
31/01/2023	216.81	216.81			
28/02/2023	210.32	210.32			
31/03/2023	261.88	261.88			
30/04/2023	268.47	268.47			
31/05/2023	288.37	288.37			
30/06/2023	294.73	294.73			
	2,374.14	2,374.14			
NAB305253526 NABtrade bank account					
30/09/2022	0.28	0.28			
31/10/2022	0.84	0.84			
30/11/2022	0.01	0.01			
30/06/2023	1.05	1.05			
	2.18	2.18			

Areaco Superannuation Fund
Interest Reconciliation Report

For The Period 01 July 2022 - 30 June 2023

Date	Payment Amount	Gross Interest	TFN Withheld	Foreign Income	Foreign Credits
	2,376.32	2,376.32			
Interest Received ATO					
18/08/2022		0.08			
		0.08			
		0.08			
TOTAL	2,376.32	2,376.40			

Tax Return Reconciliation

	Totals	Tax Return Label
Gross Interest	2,376.40	11C

Areaco Superannuation Fund

Dividend Reconciliation Report

For The Period 01 July 2022 - 30 June 2023

Date	Net Payment Received	Australian Income			Foreign Income			Withheld		
		Unfranked	Franked	Franking Credits	Foreign Income	Foreign Credits	NZ Credits	TFN Withheld	Non-Resident	LIC Deduction
Shares in Listed Companies (Australian)										
ANZ.AX Australia And New Zealand Banking Group Limited										
01/07/2022	5,760.00	0.00	5,760.00	2,468.57						
15/12/2022	12,037.58	0.00	12,037.58	5,158.96						
	17,797.58	0.00	17,797.58	7,627.53						
BEN.AX Bendigo And Adelaide Bank Limited										
29/09/2022	1,325.00	0.00	1,325.00	567.86						
31/03/2023	1,450.00	0.00	1,450.00	621.43						
	2,775.00	0.00	2,775.00	1,189.29						
BHP.AX BHP Group Limited										
23/09/2022	1,837.32	0.00	1,837.32	787.42						
30/03/2023	1,686.82	0.00	1,686.82	722.92						
	3,524.14	0.00	3,524.14	1,510.34						
BOQ.AX Bank Of Queensland Limited.										
17/11/2022	1,234.08	0.00	1,234.08	528.89						
01/06/2023	4,628.40	0.00	4,628.40	1,983.60						
	5,862.48	0.00	5,862.48	2,512.49						

Areaco Superannuation Fund

Dividend Reconciliation Report

For The Period 01 July 2022 - 30 June 2023

Date	Net Payment Received	Australian Income			Foreign Income			Withheld		
		Unfranked	Franked	Franking Credits	Foreign Income	Foreign Credits	NZ Credits	TFN Withheld	Non-Resident	LIC Deduction
NAB.AX National Australia Bank Limited										
05/07/2022	11,169.00	0.00	11,169.00	4,786.71						
14/12/2022	11,934.00	0.00	11,934.00	5,114.57						
	23,103.00	0.00	23,103.00	9,901.28						
S32.AX South32 Limited										
13/10/2022	603.15	0.00	603.15	258.49						
06/04/2023	225.70	0.00	225.70	96.73						
	828.85	0.00	828.85	355.22						
SUL.AX Super Retail Group Limited										
17/10/2022	1,276.67	0.00	1,276.67	547.14						
14/04/2023	1,009.46	0.00	1,009.46	432.63						
	2,286.13	0.00	2,286.13	979.77						
SUN.AX Suncorp Group Limited										
21/09/2022	1,700.00	0.00	1,700.00	728.57						
	1,700.00	0.00	1,700.00	728.57						
WBC.AX Westpac Banking Corporation										
14/07/2022	26,565.50	0.00	26,565.50	11,385.21						

Areaco Superannuation Fund

Dividend Reconciliation Report

For The Period 01 July 2022 - 30 June 2023

Date	Net Payment Received	Australian Income			Foreign Income			Withheld		
		Unfranked	Franked	Franking Credits	Foreign Income	Foreign Credits	NZ Credits	TFN Withheld	Non-Resident	LIC Deduction
20/12/2022	27,872.00	0.00	27,872.00	11,945.14						
27/06/2023	30,485.00	0.00	30,485.00	13,065.00						
	84,922.50	0.00	84,922.50	36,395.35						
WDS.AX Woodside Energy Group Ltd										
06/10/2022	207.94	0.00	207.94	89.12						
05/04/2023	280.07	0.00	280.07	120.03						
	488.01	0.00	488.01	209.15						
	143,287.69	0.00	143,287.69	61,408.99						
TOTAL	143,287.69	0.00	143,287.69	61,408.99						

Tax Return Reconciliation

	Totals	Tax Return Label
Unfranked	0.00	J
Franked Dividends	143,287.69	K
Franking Credits	61,408.99	L

Areaco Superannuation Fund

Contributions Breakdown Report

For The Period 01 July 2022 - 30 June 2023

Areaco Superannuation Fund Investment Summary Report

As at 30 June 2023

Investment	Units	Market Price	Market Value	Average Cost	Accounting Cost	Unrealised Gain/(Loss)	Gain/(Loss)%	Portfolio Weight%	
Cash/Bank Accounts									
NABtrade bank account		19.850000	19.85	19.85	19.85			0.00 %	
Suncorp A/C 039372318		36,128.610000	36,128.61	36,128.61	36,128.61			1.64 %	
Suncorp Business Saver A/C084472810		164,787.230000	164,787.23	164,787.23	164,787.23			7.49 %	
			200,935.69		200,935.69			9.13 %	
Shares in Listed Companies (Australian)									
ANZ.AX	Australia And New Zealand Banking Group Limited	16,267.00	23.710000	385,690.57	27.04	439,830.08	(54,139.51)	(12.31) %	17.52 %
BOQ.AX	Bank Of Queensland Limited.	32,562.00	5.490000	178,765.38	6.71	218,440.55	(39,675.17)	(18.16) %	8.12 %
BEN.AX	Bendigo And Adelaide Bank Limited	5,000.00	8.590000	42,950.00	8.80	43,998.35	(1,048.35)	(2.38) %	1.95 %
BHP.AX	BHP Group Limited	37.00	44.990000	1,664.63	38.64	1,429.63	235.00	16.44 %	0.08 %
NAB.AX	National Australia Bank Limited	15,300.00	26.370000	403,461.00	29.13	445,719.75	(42,258.75)	(9.48) %	18.33 %
S32.AX	South32 Limited	3,077.00	3.760000	11,569.52	4.02	12,362.57	(793.05)	(6.41) %	0.53 %
SUL.AX	Super Retail Group Limited	2,969.00	11.430000	33,935.67	10.26	30,465.72	3,469.95	11.39 %	1.54 %
WBC.AX	Westpac Banking Corporation	43,550.00	21.340000	929,357.00	25.44	1,108,076.46	(178,719.46)	(16.13) %	42.22 %
WDS.AX	Woodside Energy Group Ltd	130.00	34.440000	4,477.20	29.76	3,868.80	608.40	15.73 %	0.20 %
			1,991,870.97		2,304,191.91	(312,320.94)	(13.55) %	90.49 %	
Shares in Listed Companies (Overseas)									
CCL.NYE	Carnival Corporation	300.00	28.401200	8,520.36	30.25	9,075.77	(555.41)	(6.12) %	0.39 %
			8,520.36		9,075.77	(555.41)	(6.12) %	0.39 %	
			2,201,327.02		2,514,203.37	(312,876.35)	(12.44) %	100.00 %	

Areaco Superannuation Fund

Investment Summary with Market Movement

As at 30 June 2023

Investment	Units	Market Price	Market Value	Average Cost	Accounting Cost	Unrealised		Realised Movement	
						Overall	Current Year		
Cash/Bank Accounts									
NABtrade bank account		19.850000	19.85	19.85	19.85				
Suncorp A/C 039372318		36,128.610000	36,128.61	36,128.61	36,128.61				
Suncorp Business Saver A/C084472810		164,787.230000	164,787.23	164,787.23	164,787.23				
			200,935.69		200,935.69				
Shares in Listed Companies (Australian)									
ANZ.AX	Australia And New Zealand Banking Group Limited	16,267.00	23.710000	385,690.57	27.04	439,830.08	(54,139.51)	30,511.77	0.00
BHP.AX	BHP Group Limited	37.00	44.990000	1,664.63	38.64	1,429.63	235.00	4,051.83	(651.97)
BOQ.AX	Bank Of Queensland Limited.	32,562.00	5.490000	178,765.38	6.71	218,440.55	(39,675.17)	(32,885.63)	0.00
BEN.AX	Bendigo And Adelaide Bank Limited	5,000.00	8.590000	42,950.00	8.80	43,998.35	(1,048.35)	(2,400.00)	0.00
CNW.AX	Cirrus Networks Holdings Limited - Ordinary Fully Paid	0.00	0.032000	0.00	0.00	0.00	0.00	9,580.49	(9,084.92)
NAB.AX	National Australia Bank Limited	15,300.00	26.370000	403,461.00	29.13	445,719.75	(42,258.75)	(15,606.00)	0.00
S32.AX	South32 Limited	3,077.00	3.760000	11,569.52	4.02	12,362.57	(793.05)	(793.05)	0.00
SUN.AX	Suncorp Group Limited	0.00	13.490000	0.00	0.00	0.00	0.00	(1,681.20)	17,842.49
SUL.AX	Super Retail Group Limited	2,969.00	11.430000	33,935.67	10.26	30,465.72	3,469.95	8,728.86	0.00
WBC.AX	Westpac Banking Corporation	43,550.00	21.340000	929,357.00	25.44	1,108,076.46	(178,719.46)	80,132.00	0.00
WDS.AX	Woodside Energy Group Ltd	130.00	34.440000	4,477.20	29.76	3,868.80	608.40	338.00	0.00
			1,991,870.97		2,304,191.91	(312,320.94)	79,977.07	8,105.60	
Shares in Listed Companies (Overseas)									
CCL.NYE	Carnival Corporation	300.00	28.401200	8,520.36	30.25	9,075.77	(555.41)	4,753.50	0.00
			8,520.36		9,075.77	(555.41)	4,753.50	0.00	
			2,201,327.02		2,514,203.37	(312,876.35)	84,730.57	8,105.60	

Areaco Superannuation Fund Investment Movement Report

As at 30 June 2023

Investment	Opening Balance		Additions		Disposals			Closing Balance		Market Value
	Units	Cost	Units	Cost	Units	Cost	Accounting Profit/(Loss)	Units	Cost	
	10,000.00	108,118.80			(10,000.00)	(108,118.80)	17,842.49		0.00	
SUL.AX - Super Retail Group Limited	2,969.00	30,465.72						2,969.00	30,465.72	33,935.67
WBC.AX - Westpac Banking Corporation	43,550.00	1,108,076.46						43,550.00	1,108,076.46	929,357.00
WDS.AX - Woodside Energy Group Ltd	130.00	3,868.80						130.00	3,868.80	4,477.20
		2,247,071.91		228,913.89		(171,793.89)	8,105.60		2,304,191.91	1,991,870.97
Shares in Listed Companies (Overseas)										
CCL.NYE - Carnival Corporation	300.00	9,075.77						300.00	9,075.77	8,520.36
		9,075.77							9,075.77	8,520.36
		2,383,742.96		726,019.97		(595,559.56)	8,105.60		2,514,203.37	2,201,327.02

Areaco Superannuation Fund

Realised Capital Gains Report

For The Period 01 July 2022 - 30 June 2023

Investment		Accounting Treatment				Tax Treatment						
Purchase Contract Date	Disposal Contract Date	Units	Cost	Proceeds	Accounting Profit/(Loss)	Adjusted Cost Base	Reduced Cost Base	Indexed Cost Base	Indexed Gains	Discounted Gains (Gross)	Other Gains	Capital Loss
Shares in Listed Companies (Australian)												
BHP.AX - BHP Group Limited												
20/10/2022	02/06/2023	480.00	18,546.52	20,564.55	2,018.03	18,546.52	18,546.52	0.00	0.00	0.00	2,018.03	0.00
21/01/2022	02/06/2023	720.00	33,516.83	30,846.83	(2,670.00)	33,516.83	33,516.83	0.00	0.00	0.00	0.00	(2,670.00)
		1,200.00	52,063.35	51,411.38	(651.97)	52,063.35	52,063.35	0.00	0.00	0.00	2,018.03	(2,670.00)
CNW.AX - Cirrus Networks Holdings Limited - Ordinary Fully Paid												
20/03/2013	07/11/2022	1,716.00	171.60	56.13	(115.47)	171.60	171.60	0.00	0.00	0.00	0.00	(115.47)
02/08/2012	07/11/2022	50,000.00	9,049.24	1,635.55	(7,413.69)	9,049.24	9,049.24	0.00	0.00	0.00	0.00	(7,413.69)
20/03/2013	08/11/2022	13,909.00	1,390.90	439.85	(951.05)	1,390.90	1,390.90	0.00	0.00	0.00	0.00	(951.05)
04/01/2013	08/11/2022	12,500.00	1,000.00	395.29	(604.71)	1,000.00	1,000.00	0.00	0.00	0.00	0.00	(604.71)
		78,125.00	11,611.74	2,526.82	(9,084.92)	11,611.74	11,611.74	0.00	0.00	0.00	0.00	(9,084.92)
SUN.AX - Suncorp Group Limited												
17/12/2021	31/01/2023	10,000.00	108,118.80	125,961.29	17,842.49	108,118.80	108,118.80	0.00	0.00	17,842.49	0.00	0.00
		10,000.00	108,118.80	125,961.29	17,842.49	108,118.80	108,118.80	0.00	0.00	17,842.49	0.00	0.00
		89,325.00	171,793.89	179,899.49	8,105.60	171,793.89	171,793.89	0.00	0.00	17,842.49	2,018.03	(11,754.92)
		89,325.00	171,793.89	179,899.49	8,105.60	171,793.89	171,793.89	0.00	0.00	17,842.49	2,018.03	(11,754.92)

Areaco Superannuation Fund

Capital Gains Reconciliation Report

For The Period 01 July 2022 - 30 June 2023

	Total	Discounted	Indexed	Other	Notional
Losses available to offset					
Carried forward from prior losses	69,197.95				
Carried forward from prior losses - Collectables	0.00				
Current year capital losses	0.00				
Current year capital losses - Collectables	0.00				
Total Losses Available	69,197.95				
Total Losses Available - Collectables	0.00				
Capital Gains					
Capital gains from disposal of assets	0.00	0.00	0.00	0.00	0.00
Capital gains from disposal of assets - Collectables	0.00	0.00	0.00	0.00	0.00
Capital gains from trust distributions	0.00	0.00	0.00	0.00	0.00
Capital Gains Before Losses applied	0.00	0.00	0.00	0.00	0.00
Losses and discount applied					
Losses applied	0.00	0.00	0.00	0.00	0.00
Losses applied - Collectables	0.00	0.00	0.00	0.00	0.00
Capital gains after losses applied	0.00	0.00	0.00	0.00	0.00
Capital gains after losses applied - Collectables	0.00	0.00	0.00	0.00	0.00
CGT Discount applied	0.00				
CGT Discount applied - Collectables	0.00				

Areaco Superannuation Fund

Capital Gains Reconciliation Report

For The Period 01 July 2022 - 30 June 2023

	Total	Discounted	Indexed	Other	Notional
Net Capital Gain					
Net capital gain	0.00				
Net capital gain - Collectables	0.00				
Total Net Capital Gain (11A)	0.00				
Net Capital Losses Carried Forward to later income					
Net Capital Losses Carried Forward to later income years	69,197.95				
Net Capital Losses Carried Forward to later income years - Collectables	0.00				
Total Net Capital Losses Carried Forward to later income years (14V)	69,197.95				

Note

Refer to Realised Gains Report for details of Disposals at a Security level

Refer to Distribution Reconciliation Report for Trust Distribution details at a Security level

Areaco Superannuation Fund

Investment Income Comparison Report

As at 30 June 2023

Investment	Ledger Data				ASX & UUT Data						
	Transaction Date	Income Amount	Franking Credit	Date Payable	Ex Div/Dist Date	Units On Hand	45 Day Qualified	Amount per share/unit	Estimated Income	Estimated Franking*	
Reconciled											
Shares in Listed Companies (Australian)											
ANZ.AX	Australia And New Zealand Banking Group Limited	01/07/2022	5,760.00	2,468.57	01/07/2022	09/05/2022	8,000.00	8,000.00	0.7200	5,760.00	2,468.57
ANZ.AX	Australia And New Zealand Banking Group Limited	15/12/2022	12,037.58	5,158.96	15/12/2022	07/11/2022	16,267.00	16,267.00	0.7400	12,037.58	5,158.96
BEN.AX	Bendigo And Adelaide Bank Limited	29/09/2022	1,325.00	567.86	29/09/2022	05/09/2022	5,000.00	5,000.00	0.2650	1,325.00	567.86
BEN.AX	Bendigo And Adelaide Bank Limited	31/03/2023	1,450.00	621.43	31/03/2023	06/03/2023	5,000.00	5,000.00	0.2900	1,450.00	621.43
BHP.AX	BHP Group Limited	23/09/2022	1,837.32	787.42	22/09/2022	01/09/2022	720.00	720.00	2.5518	1,837.32	787.42
BHP.AX	BHP Group Limited	30/03/2023	1,686.82	722.92	30/03/2023	09/03/2023	1,237.00	1,237.00	1.3636	1,686.82	722.92
BOQ.AX	Bank Of Queensland Limited.	17/11/2022	1,234.08	528.89	17/11/2022	27/10/2022	5,142.00	5,142.00	0.2400	1,234.08	528.89
BOQ.AX	Bank Of Queensland Limited.	01/06/2023	4,628.40	1,983.60	01/06/2023	10/05/2023	23,142.00	23,142.00	0.2000	4,628.40	1,983.60
NAB.AX	National Australia Bank Limited	05/07/2022	11,169.00	4,786.71	05/07/2022	11/05/2022	15,300.00	15,300.00	0.7300	11,169.00	4,786.71
NAB.AX	National Australia Bank Limited	14/12/2022	11,934.00	5,114.57	14/12/2022	15/11/2022	15,300.00	15,300.00	0.7800	11,934.00	5,114.57
S32.AX	South32 Limited	13/10/2022	603.15	258.49	13/10/2022	15/09/2022	2,400.00	2,400.00	0.2513	603.14	258.49
S32.AX	South32 Limited	06/04/2023	225.70	96.73	06/04/2023	09/03/2023	3,077.00	3,077.00	0.0733	225.69	96.73
SUL.AX	Super Retail Group Limited	17/10/2022	1,276.67	547.14	17/10/2022	06/09/2022	2,969.00	2,969.00	0.4300	1,276.67	547.14
SUL.AX	Super Retail Group Limited	14/04/2023	1,009.46	432.63	14/04/2023	08/03/2023	2,969.00	2,969.00	0.3400	1,009.46	432.63
SUN.AX	Suncorp Group Limited	21/09/2022	1,700.00	728.57	21/09/2022	12/08/2022	10,000.00	10,000.00	0.1700	1,700.00	728.57
WDS.AX	Woodside Energy Group Ltd	06/10/2022	207.94	89.12	06/10/2022	08/09/2022	130.00	130.00	1.5995	207.94	89.12
WDS.AX	Woodside Energy Group Ltd	05/04/2023	280.07	120.03	05/04/2023	08/03/2023	130.00	130.00	2.1544	280.07	120.03
			58,365.19	25,013.64					12.8991	58,365.18	25,013.64

Unreconciled

Shares in Listed Companies (Australian)

Areaco Superannuation Fund

Investment Income Comparison Report

As at 30 June 2023

Investment	Ledger Data			ASX & UUT Data							
	Transaction Date	Income Amount	Franking Credit	Date Payable	Ex Div/Dist Date	Units On Hand	45 Day Qualified	Amount per share/unit	Estimated Income	Estimated Franking*	
WBC.AX	Westpac Banking Corporation	14/07/2022	26,565.50	11,385.21							
WBC.AX	Westpac Banking Corporation	20/12/2022	27,872.00	11,945.14	20/12/2022	17/11/2022	43,550.00	43,550.00	0.6400	27,872.00	11,945.13
WBC.AX	Westpac Banking Corporation	27/06/2023	30,485.00	13,065.00	27/06/2023	11/05/2023	43,550.00	43,550.00	0.7000	30,485.00	13,064.99
			84,922.50	36,395.35					1.3400	58,357.00	25,010.12
			143,287.69	61,408.99					14.2391	116,722.18	50,023.76

*Franking credit is estimated using 45 day qualified units. The estimation might not be accurate for preference shares and hedging arrangements.

Areaco Superannuation Fund
Members Summary Report

As at 30 June 2023

Opening Balance	Increases				Decreases						Closing Balance
	Contributions	Transfers In	Net Earnings	Insurance Proceeds	Pensions Paid	Contributions Tax	Taxes Paid	Benefits Paid/ Transfers Out	Insurance Premiums	Member Expenses	
Raymond William Read (Age: 73)											
REARAY00001P - Pension 1 - Tax Free: 24.83%											
1,064,157.03			156,093.79		26,600.00						1,193,650.82
REARAY00002P - Pension 2 - Tax Free: 100.00%											
573,902.36			84,214.33		14,440.00						643,676.69
1,638,059.39			240,308.12		41,040.00						1,837,327.51
Suzanne Maree Read (Age: 73)											
REASUZ00002P - Pension 2 - Tax Free: 100.00%											
379,426.37			55,492.13		9,510.00						425,408.50
379,426.37			55,492.13		9,510.00						425,408.50
2,017,485.76			295,800.25		50,550.00						2,262,736.01

Areaco Superannuation Fund

Members Statement

Raymond William Read
 1001 / 1-7 Duporth Avenue
 Maroochydore, Queensland, 4558, Australia

Your Details

Date of Birth : 15/11/1949
 Age: 73
 Tax File Number: 629241538
 Date Joined Fund: 24/08/1999
 Service Period Start Date: 24/08/1999
 Date Left Fund:
 Member Code: REARAY00001P
 Account Start Date: 01/07/2013
 Account Phase: Retirement Phase
 Account Description: Pension 1

Nominated Beneficiaries: Suzanne Maree Read
 Nomination Type: N/A
 Vested Benefits: 1,193,650.82
 Total Death Benefit: 1,193,650.82
 Current Salary: 0.00
 Previous Salary: 0.00
 Disability Benefit: 0.00

Your Balance

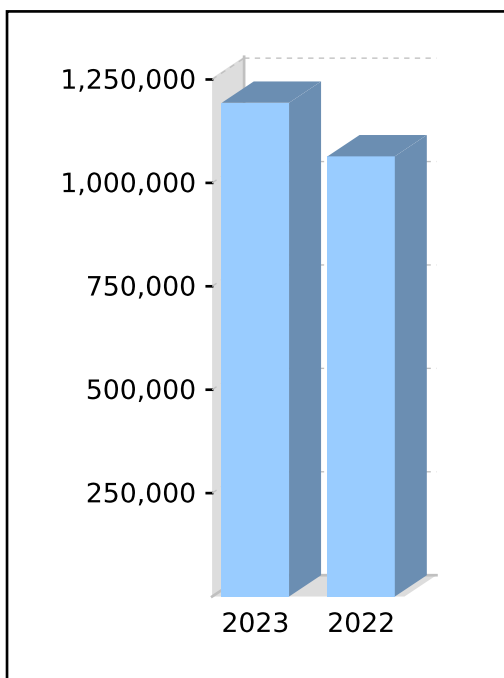
Total Benefits 1,193,650.82

Preservation Components

Preserved
 Unrestricted Non Preserved 1,193,650.82
 Restricted Non Preserved

Tax Components

Tax Free (24.83%) 296,383.50
 Taxable 897,267.32



Your Detailed Account Summary

	This Year
Opening balance at 01/07/2022	1,064,157.03
<u>Increases to Member account during the period</u>	
Employer Contributions	
Personal Contributions (Concessional)	
Personal Contributions (Non Concessional)	
Government Co-Contributions	
Other Contributions	
Proceeds of Insurance Policies	
Transfers In	
Net Earnings	156,093.79
Internal Transfer In	
<u>Decreases to Member account during the period</u>	
Pensions Paid	26,600.00
Contributions Tax	
Income Tax	
No TFN Excess Contributions Tax	
Excess Contributions Tax	
Refund Excess Contributions	
Division 293 Tax	
Insurance Policy Premiums Paid	
Management Fees	
Member Expenses	
Benefits Paid/Transfers Out	
Superannuation Surcharge Tax	
Internal Transfer Out	
Closing balance at 30/06/2023	1,193,650.82

Areaco Superannuation Fund Members Statement

Raymond William Read
1001 / 1-7 Duporth Avenue
Maroochydore, Queensland, 4558, Australia

Your Details

Date of Birth :	15/11/1949	Nominated Beneficiaries:	Suzanne Maree Read
Age:	73	Nomination Type:	N/A
Tax File Number:	629241538	Vested Benefits:	643,676.69
Date Joined Fund:	24/08/1999	Total Death Benefit:	643,676.69
Service Period Start Date:	24/08/1999	Current Salary:	0.00
Date Left Fund:		Previous Salary:	0.00
Member Code:	REARAY00002P	Disability Benefit:	0.00
Account Start Date:	23/09/2014		
Account Phase:	Retirement Phase		
Account Description:	Pension 2		

Your Balance

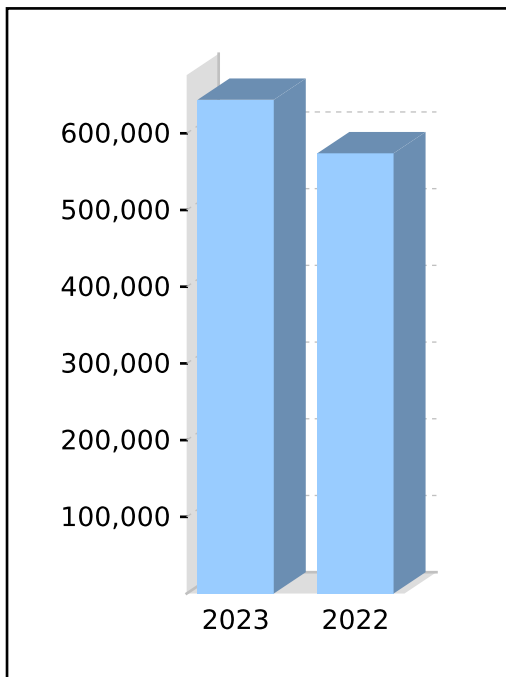
Total Benefits 643,676.69

Preservation Components

Preserved
Unrestricted Non Preserved 643,676.69
Restricted Non Preserved

Tax Components

Tax Free (100.00%) 643,676.69
Taxable



Your Detailed Account Summary

	This Year
Opening balance at 01/07/2022	573,902.36
<u>Increases to Member account during the period</u>	
Employer Contributions	
Personal Contributions (Concessional)	
Personal Contributions (Non Concessional)	
Government Co-Contributions	
Other Contributions	
Proceeds of Insurance Policies	
Transfers In	
Net Earnings	84,214.33
Internal Transfer In	
<u>Decreases to Member account during the period</u>	
Pensions Paid	14,440.00
Contributions Tax	
Income Tax	
No TFN Excess Contributions Tax	
Excess Contributions Tax	
Refund Excess Contributions	
Division 293 Tax	
Insurance Policy Premiums Paid	
Management Fees	
Member Expenses	
Benefits Paid/Transfers Out	
Superannuation Surcharge Tax	
Internal Transfer Out	
Closing balance at 30/06/2023	643,676.69

Areaco Superannuation Fund Members Statement

Suzanne Maree Read
1001 / 1-7 Duporth Avenue
Maroochydore, Queensland, 4558, Australia

Your Details

Date of Birth : 05/10/1949
Age: 73
Tax File Number: 671351874
Date Joined Fund: 24/08/1999
Service Period Start Date: 24/08/1999
Date Left Fund:
Member Code: REASUZ00002P
Account Start Date: 23/09/2014
Account Phase: Retirement Phase
Account Description: Pension 2

Nominated Beneficiaries: Raymond William Read
Nomination Type: N/A
Vested Benefits: 425,408.50
Total Death Benefit: 425,408.50
Current Salary: 0.00
Previous Salary: 0.00
Disability Benefit: 0.00

Your Balance

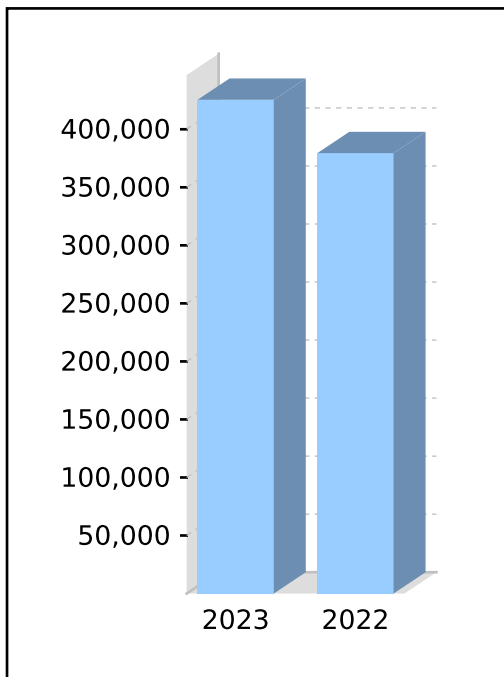
Total Benefits 425,408.50

Preservation Components

Preserved
Unrestricted Non Preserved 425,408.50
Restricted Non Preserved

Tax Components

Tax Free (100.00%) 425,408.50
Taxable



Your Detailed Account Summary

	This Year
Opening balance at 01/07/2022	379,426.37
<u>Increases to Member account during the period</u>	
Employer Contributions	
Personal Contributions (Concessional)	
Personal Contributions (Non Concessional)	
Government Co-Contributions	
Other Contributions	
Proceeds of Insurance Policies	
Transfers In	
Net Earnings	55,492.13
Internal Transfer In	
<u>Decreases to Member account during the period</u>	
Pensions Paid	9,510.00
Contributions Tax	
Income Tax	
No TFN Excess Contributions Tax	
Excess Contributions Tax	
Refund Excess Contributions	
Division 293 Tax	
Insurance Policy Premiums Paid	
Management Fees	
Member Expenses	
Benefits Paid/Transfers Out	
Superannuation Surcharge Tax	
Internal Transfer Out	
Closing balance at 30/06/2023	425,408.50

Areaco Superannuation Fund
Pension Summary

As at 30 June 2023

Member Name : Read, Raymond William

Member Age : 72* (Date of Birth : 15/11/1949)

Member Code	Pension Type	Pension Start Date	Tax Free	Min / PF	Minimum	Maximum	Gross Pension Payments	PAYG	Net Pension Payment	Amount to reach Minimum
REARAY 00001P	Account Based Pension	01/07/2013	24.83%	2.50%	\$26,600.00*	N/A	\$26,600.00	\$0.00	\$26,600.00	\$0.00

*COVID-19 50% reduction has been applied to the minimum pension amount.

REARAY 00002P	Account Based Pension	23/09/2014	100.00 %	2.50%	\$14,350.00*	N/A	\$14,440.00	\$0.00	\$14,440.00	NIL
---------------	-----------------------	------------	----------	-------	--------------	-----	-------------	--------	-------------	-----

*COVID-19 50% reduction has been applied to the minimum pension amount.

					\$40,950.00	\$0.00	\$41,040.00	\$0.00	\$41,040.00	\$0.00
--	--	--	--	--	--------------------	---------------	--------------------	---------------	--------------------	---------------

Member Name : Read, Suzanne Maree

Member Age : 72* (Date of Birth : 05/10/1949)

Member Code	Pension Type	Pension Start Date	Tax Free	Min / PF	Minimum	Maximum	Gross Pension Payments	PAYG	Net Pension Payment	Amount to reach Minimum
REASUZ 00002P	Account Based Pension	23/09/2014	100.00 %	2.50%	\$9,490.00*	N/A	\$9,510.00	\$0.00	\$9,510.00	NIL

*COVID-19 50% reduction has been applied to the minimum pension amount.

					\$9,490.00	\$0.00	\$9,510.00	\$0.00	\$9,510.00	\$0.00
--	--	--	--	--	-------------------	---------------	-------------------	---------------	-------------------	---------------

Total :

					\$50,440.00	\$0.00	\$50,550.00	\$0.00	\$50,550.00	\$0.00
--	--	--	--	--	--------------------	---------------	--------------------	---------------	--------------------	---------------

*Age as at 01/07/2022 or pension start date for new pensions.

Areaco Superannuation Fund

Statement of Taxable Income

For the year ended 30 June 2023

	2023
	\$
Benefits accrued as a result of operations	183,841.26
Less	
Increase in MV of investments	84,730.57
Exempt current pension income	207,071.00
Realised Accounting Capital Gains	8,105.60
	<u>299,907.17</u>
Add	
SMSF non deductible expenses	4,109.00
Pension Payments	50,550.00
Franking Credits	61,408.99
	<u>116,067.99</u>
SMSF Annual Return Rounding	(2.08)
	<u>0.00</u>
Taxable Income or Loss	<u>0.00</u>
Income Tax on Taxable Income or Loss	0.00
Less	
Franking Credits	61,408.99
	<u>(61,408.99)</u>
CURRENT TAX OR REFUND	<u>(61,408.99)</u>
Supervisory Levy	259.00
	<u>(61,149.99)</u>
AMOUNT DUE OR REFUNDABLE	<u>(61,149.99)</u>

* Distribution tax components review process has not been completed for the financial year.

Areaco Superannuation Fund

Create Entries Report

For the period 01 July 2022 to 30 June 2023

Create Entries Financial Year Summary 01 July 2022 - 30 June 2023

Total Profit	Amount
Income	238,500.26
Less Expense	54,659.00
Total Profit	183,841.26

Tax Summary	Amount
Fund Tax Rate	15.00 %
Total Profit	183,841.26
Less Permanent Differences	84,730.57
Less Timing Differences	0.00
Less Exempt Pension Income	207,071.00
Less Other Non Taxable Income	(50,550.00)
Less LIC Deductions	0.00
Add SMSF Non Deductible Expenses	4,109.00
Add Other Non Deductible Expenses	0.00
Add Total Franking/Foreign/TFN/FRW Credits	61,408.99
Less Realised Accounting Capital Gains	8,105.60
Less Tax Losses Deducted	0.00
Add SMSF Annual Return Rounding	(2.08)
Taxable Income	0.00
Income Tax on Taxable Income or Loss	0.00

Profit/(Loss) Available for Allocation	Amount
Total Available Profit	234,391.26
Franking Credits	61,408.99
TFN Credits	0.00
Foreign Credits	0.00
FRW Credits	0.00
Total	295,800.25

Income Tax Expense Available for Allocation	Amount
Total Income Tax Expense Allocation	0.00

Calculation of Non Deductible Expense Percentage(s)	Amount
--	---------------

Calculation of Non Deductible Expense Percentage(s)	Amount
General Expense Calculation	
Gross Interest	2,376.00
Franked Dividend	143,287.00
Dividend Franking Credit	61,408.00
Less exempt pension income	207,071.00
Total Assessable Income (A)	0.00
Total Assessable Income	0.00
Exempt Pension Income	207,071.00
Total Income (B)	207,071.00
Non Deductible Gen Exp% = 1-(A/B)	
Non Deductible General Expense Percentage	100.000%
Investment Expense Calculation	
Gross Interest	2,376.00
Franked Dividend	143,287.00
Dividend Franking Credit	61,408.00
Total Investment Income (B)	207,071.00
Less Non-Assessable Investment Income	207,071.00
Total Investment Assessable Income (A)	0.00
Non Deductible Inv Exp% = 1-(A/B)	
Non-Deductible Investment Expense Percentage	100.000%

Final Segment 1 from 01 July 2022 to 30 June 2023

Pool Name Deemed Segregation

Total Profit	Amount
Income	238,500.26
Less Expense	54,659.00
Total Profit	183,841.26

Create Entries Summary	Amount
Fund Tax Rate	15.00 %
Total Profit	183,841.26
Less Permanent Differences	84,730.57
Less Timing Differences	0.00
Less Exempt Pension Income	207,073.08
Less Other Non Taxable Income	(50,550.00)
Add SMSF Non Deductible Expenses	4,109.00
Add Other Non Deductible Expenses	0.00
Add Total Franking/Foreign/TFN/FRW Credits	61,408.99
Less Realised Accounting Capital Gains	8,105.60
Less Tax Losses Deducted	0.00
Taxable Income	0.00
Income Tax on Taxable Income or Loss	0.00

Member Weighted Balance Summary	Weighting%	Amount
Raymond William Read(REARAY00001P)	52.77	1,046,027.71
Raymond William Read(REARAY00002P)	28.47	564,347.07
Suzanne Maree Read(REASUZ00002P)	18.76	371,933.99

Profit/(Loss) Available for Allocation	Amount
Total Available Profit	234,391.26
Franking Credits	61,408.99
TFN Credits	0.00
FRW Credits	0.00
Total	295,800.25

Allocation to Members	Weighting%	Amount
Raymond William Read(REARAY00001P)	52.77	156,093.79
Raymond William Read(REARAY00002P)	28.47	84,214.33
Suzanne Maree Read(REASUZ00002P)	18.76	55,492.13

Accumulation Weighted Balance Summary	Weighting%	Amount
Raymond William Read(REARAY00001P)	52.77	1,046,027.71
Raymond William Read(REARAY00002P)	28.47	564,347.07
Suzanne Maree Read(REASUZ00002P)	18.76	371,933.99

Income Tax Expense Available for Allocation	Amount
Total Income Tax Expense Allocation	0.00

Allocation to Members	Weighting%	Amount
Raymond William Read(REARAY00001P)	52.77	0.00

Allocation to Members	Weighting%	Amount
Raymond William Read(REARAY00002P)	28.47	0.00
Suzanne Maree Read(REASUZ00002P)	18.76	0.00

Calculation of daily member weighted balances

Raymond William Read (REARAY00001P)

Member Balance

01/07/2022	50010	Opening Balance	1,064,157.03	1,064,157.03
26/09/2022	54160	Pensions Paid	(5,000.00)	(3,808.22)
01/11/2022	54160	Pensions Paid	(21,600.00)	(14,321.10)
Total Amount (Weighted)				1,046,027.71

Raymond William Read (REARAY00002P)

Member Balance

01/07/2022	50010	Opening Balance	573,902.36	573,902.36
01/11/2022	54160	Pensions Paid	(14,240.00)	(9,441.32)
05/12/2022	54160	Pensions Paid	(200.00)	(113.97)
Total Amount (Weighted)				564,347.07

Suzanne Maree Read (REASUZ00002P)

Member Balance

01/07/2022	50010	Opening Balance	379,426.37	379,426.37
06/08/2022	54160	Pensions Paid	(5,000.00)	(4,506.85)
01/11/2022	54160	Pensions Paid	(4,460.00)	(2,957.04)
05/12/2022	54160	Pensions Paid	(50.00)	(28.49)
Total Amount (Weighted)				371,933.99

Calculation of Net Capital Gains

Capital gains from Unsegregated Pool	0.00
Capital gains from Unsegregated Pool - Collectables	0.00
Capital Gain Adjustment from prior segments	0.00
Realised Notional gains	0.00
Carried forward losses from prior years	69,197.95
Current year capital losses from Unsegregated Pool	0.00
Current year capital losses from Unsegregated Pool - Collectables	0.00
Total CGT Discount Applied	0.00
Capital Gain /(Losses carried forward)	0.00
CGT allocated in prior segments	0.00
Allocations of Net Capital Gains to Pools	
Capital Gain Proportion - Unsegregated Pool (0/0)=100.00%	0.00

Foreign Tax Offset Calculations

Segment 01 July 2022 to 30 June 2023

Claimable FTO - Deemed Segregation	0.00
Claimable FTO	0.00

Total Claimable Foreign Credits for the Year	0.00
Foreign Tax Offset (Label C1)	0.00
Applied/Claimed FTO	0.00
Allocations of Foreign Tax Offset to Members	
Raymond William Read(REARAY00001P) - 100.00 %	0.00
Raymond William Read(REARAY00002P) - 0.00 %	0.00
Suzanne Maree Read(REASUZ00002P) - 0.00 %	0.00
Total Foreign Tax Offset Allocated to Members	0.00

Self-managed superannuation fund annual return **2023**

Who should complete this annual return?

Only self-managed superannuation funds (SMSFs) can complete this annual return. All other funds must complete the *Fund income tax return 2023* (NAT 71287).

- ❗ The *Self-managed superannuation fund annual return instructions 2023* (NAT 71606) (the instructions) can assist you to complete this annual return.
- ⊖ The SMSF annual return cannot be used to notify us of a change in fund membership. You must update fund details via ABR.gov.au or complete the Change of details for superannuation entities form (NAT 3036).

To complete this annual return

- Print clearly, using a BLACK pen only.
- Use BLOCK LETTERS and print one character per box.

S M I T H S T

- Place in ALL applicable boxes.

➤ Postal address for annual returns:

Australian Taxation Office
GPO Box 9845
[insert the name and postcode
of your capital city]

For example;

Australian Taxation Office
GPO Box 9845
SYDNEY NSW 2001

Section A: Fund information

1 **Tax file number (TFN)**

➤ To assist processing, write the fund's TFN at the top of pages 3, 5, 7, 9 and 11.

- ❗ The ATO is authorised by law to request your TFN. You are not obliged to quote your TFN but not quoting it could increase the chance of delay or error in processing your annual return. See the Privacy note in the Declaration.

2 **Name of self-managed superannuation fund (SMSF)**

3 **Australian business number (ABN)** (if applicable)

4 **Current postal address**

Suburb/town

State/territory

Postcode

5 **Annual return status**

Is this an amendment to the SMSF's 2023 return?

A No Yes

Is this the first required return for a newly registered SMSF?

B No Yes

Tax File Number

6 SMSF auditor

Auditor's name

Title: Mr Mrs Miss Ms Other

Family name

First given name

Other given names

SMSF Auditor Number

Auditor's phone number

Postal address

Suburb/town

State/territory

Postcode

Date audit was completed **A** / /

Was Part A of the audit report qualified? **B** No Yes

Was Part B of the audit report qualified? **C** No Yes

If Part B of the audit report was qualified, have the reported issues been rectified? **D** No Yes

7 Electronic funds transfer (EFT)

We need your self-managed super fund's financial institution details to pay any super payments and tax refunds owing to you.

A Fund's financial institution account details

This account is used for super contributions and rollovers. Do not provide a tax agent account here.

Fund BSB number Fund account number

Fund account name

I would like my tax refunds made to this account. Go to C.

B Financial institution account details for tax refunds

This account is used for tax refunds. You can provide a tax agent account here.

BSB number Account number

Account name

C Electronic service address alias

Provide the electronic service address alias (ESA) issued by your SMSF messaging provider. (For example, SMSFdataESAAlias). See instructions for more information.

Tax File Number

8 Status of SMSF Australian superannuation fund **A** No Yes Fund benefit structure **B** **A** Code
Does the fund trust deed allow acceptance of the Government's Super Co-contribution and Low Income Super Amounts? **C** No Yes

9 Was the fund wound up during the income year?

No Yes If yes, provide the date on which the fund was wound up Day / Month / Year Have all tax lodgment and payment obligations been met? No Yes

10 Exempt current pension income

Did the fund pay retirement phase superannuation income stream benefits to one or more members in the income year?

To claim a tax exemption for current pension income, you must pay at least the minimum benefit payment under the law. Record exempt current pension income at Label **A**.

No Go to Section B: Income.

Yes Exempt current pension income amount **A** \$

Which method did you use to calculate your exempt current pension income?

Segregated assets method **B**

Unsegregated assets method **C** Was an actuarial certificate obtained? **D** Yes

Did the fund have any other income that was assessable?

E Yes Go to Section B: Income.

No Choosing 'No' means that you do not have any assessable income, including no-TFN quoted contributions. Go to Section C: Deductions and non-deductible expenses. (Do **not** complete Section B: Income.)

If you are entitled to claim any tax offsets, you can list these at Section D: Income tax calculation statement.

Section B: Income

Do not complete this section if all superannuation interests in the SMSF were supporting superannuation income streams in the retirement phase for the **entire year**, there was **no** other income that was assessable, and you **have not** realised a deferred notional gain. If you are entitled to claim any tax offsets, you can record these at Section D: Income tax calculation statement.

11 Income

Did you have a capital gains tax (CGT) event during the year? **G** No Yes

If the total capital loss or total capital gain is greater than \$10,000 or you elected to use the transitional CGT relief in 2017 and the deferred notional gain has been realised, complete and attach a *Capital gains tax (CGT) schedule 2023*.

Have you applied an exemption or rollover? **M** No Yes Code

Net capital gain **A** \$

Gross rent and other leasing and hiring income **B** \$

Gross interest **C** \$

Forestry managed investment scheme income **X** \$

Gross foreign income **D1** \$ Net foreign income **D** \$ Loss

Australian franking credits from a New Zealand company **E** \$

Transfers from foreign funds **F** \$ Number

Gross payments where ABN not quoted **H** \$

Calculation of assessable contributions

Assessable employer contributions **R1** \$

plus Assessable personal contributions **R2** \$

plus ****No-TFN-quoted contributions** **R3** \$
(an amount must be included even if it is zero)

less Transfer of liability to life insurance company or PST **R6** \$

Gross distribution from partnerships **I** \$ Loss

*Unfranked dividend amount **J** \$

*Franked dividend amount **K** \$

*Dividend franking credit **L** \$

*Gross trust distributions **M** \$ Code

Assessable contributions **R** \$
(R1 plus R2 plus R3 less R6)

Calculation of non-arm's length income

*Net non-arm's length private company dividends **U1** \$

plus *Net non-arm's length trust distributions **U2** \$

plus *Net other non-arm's length income **U3** \$

*Other income **S** \$ Code

*Assessable income due to changed tax status of fund **T** \$

Net non-arm's length income **U** \$
(subject to 45% tax rate) (U1 plus U2 plus U3)

#This is a mandatory label.

*If an amount is entered at this label, check the instructions to ensure the correct tax treatment has been applied.

GROSS INCOME (Sum of labels **A** to **U**) **W** \$ Loss

Exempt current pension income **Y** \$

TOTAL ASSESSABLE INCOME (**W** less **Y**) **V** \$ Loss

Section C: Deductions and non-deductible expenses

12 Deductions and non-deductible expenses

⊖ Under 'Deductions' list all expenses and allowances you are entitled to claim a deduction for. Under 'Non-deductible expenses', list all other expenses or normally allowable deductions that you cannot claim as a deduction (for example, all expenses related to exempt current pension income should be recorded in the 'Non-deductible expenses' column).

	DEDUCTIONS	NON-DEDUCTIBLE EXPENSES
Interest expenses within Australia	A1 \$ <input style="width: 100%;" type="text"/>	A2 \$ <input style="width: 100%;" type="text"/>
Interest expenses overseas	B1 \$ <input style="width: 100%;" type="text"/>	B2 \$ <input style="width: 100%;" type="text"/>
Capital works expenditure	D1 \$ <input style="width: 100%;" type="text"/>	D2 \$ <input style="width: 100%;" type="text"/>
Decline in value of depreciating assets	E1 \$ <input style="width: 100%;" type="text"/>	E2 \$ <input style="width: 100%;" type="text"/>
Insurance premiums – members	F1 \$ <input style="width: 100%;" type="text"/>	F2 \$ <input style="width: 100%;" type="text"/>
SMSF auditor fee	H1 \$ <input style="width: 100%;" type="text"/>	H2 \$ <input style="width: 100%;" type="text"/> 385
Investment expenses	I1 \$ <input style="width: 100%;" type="text"/>	I2 \$ <input style="width: 100%;" type="text"/>
Management and administration expenses	J1 \$ <input style="width: 100%;" type="text"/>	J2 \$ <input style="width: 100%;" type="text"/> 3,724
Forestry managed investment scheme expense	U1 \$ <input style="width: 100%;" type="text"/>	U2 \$ <input style="width: 100%;" type="text"/>
Other amounts	L1 \$ <input style="width: 100%;" type="text"/> Code <input style="width: 20px;" type="text"/>	L2 \$ <input style="width: 100%;" type="text"/> Code <input style="width: 20px;" type="text"/>
Tax losses deducted	M1 \$ <input style="width: 100%;" type="text"/>	

TOTAL DEDUCTIONS

N \$

(Total **A1** to **M1**)

TOTAL NON-DEDUCTIBLE EXPENSES

Y \$ 4,109

(Total **A2** to **L2**)

#TAXABLE INCOME OR LOSS Loss

O \$ 0

(**TOTAL ASSESSABLE INCOME** less **TOTAL DEDUCTIONS**)

TOTAL SMSF EXPENSES

Z \$ 4,109

(**N** plus **Y**)

#This is a mandatory label.

Section D: Income tax calculation statement

#Important:

Section B label **R3**, Section C label **O** and Section D labels **A, T1, J, T5** and **I** are mandatory. If you leave these labels blank, you will have specified a zero amount.

13 Calculation statement

Please refer to the *Self-managed superannuation fund annual return instructions 2023* on how to complete the calculation statement.

#Taxable income **A** \$ 0

(an amount must be included even if it is zero)

#Tax on taxable income **T1** \$ 0.00

(an amount must be included even if it is zero)

#Tax on no-TFN-quoted contributions **J** \$ 0.00

(an amount must be included even if it is zero)

Gross tax **B** \$ 0.00

(T1 plus J)

Foreign income tax offset

C1 \$

Rebates and tax offsets

C2 \$

Non-refundable non-carry forward tax offsets

C \$

(C1 plus C2)

SUBTOTAL 1

T2 \$

(B less C – cannot be less than zero)

Early stage venture capital limited partnership tax offset

D1 \$ 0.00

Early stage venture capital limited partnership tax offset carried forward from previous year

D2 \$ 0.00

Early stage investor tax offset

D3 \$ 0.00

Early stage investor tax offset carried forward from previous year

D4 \$ 0.00

Non-refundable carry forward tax offsets

D \$ 0.00

(D1 plus D2 plus D3 plus D4)

SUBTOTAL 2

T3 \$ 0.00

(T2 less D – cannot be less than zero)

Complying fund's franking credits tax offset

E1 \$ 61,408.99

No-TFN tax offset

E2 \$

National rental affordability scheme tax offset

E3 \$

Exploration credit tax offset

E4 \$ 0.00

Refundable tax offsets

E \$ 61,408.99

(E1 plus E2 plus E3 plus E4)

#TAX PAYABLE **T5** \$ 0.00

(T3 less E – cannot be less than zero)

Section 102AAM interest charge

G \$

H2	Credit for tax withheld – foreign resident withholding (excluding capital gains)	<input style="width: 90%;" type="text"/>	
H3	Credit for tax withheld – where ABN or TFN not quoted (non-individual)	<input style="width: 90%;" type="text"/>	
H5	Credit for TFN amounts withheld from payments from closely held trusts	<input style="width: 90%;" type="text" value="0.00"/>	
H6	Credit for interest on no-TFN tax offset	<input style="width: 90%;" type="text"/>	
H8	Credit for foreign resident capital gains withholding amounts	<input style="width: 90%;" type="text" value="0.00"/>	
			Eligible credits
			H \$ <input style="width: 90%;" type="text"/>
			<i>(H2 plus H3 plus H5 plus H6 plus H8)</i>

#Tax offset refunds <small>(Remainder of refundable tax offsets)</small>	I \$	<input style="width: 90%;" type="text" value="61,408.99"/>
<small><i>(unused amount from label E – an amount must be included even if it is zero)</i></small>		

PAYG instalments raised

K \$

Supervisory levy

L \$

Supervisory levy adjustment for wound up funds

M \$

Supervisory levy adjustment for new funds

N \$

AMOUNT DUE OR REFUNDABLE <small>A positive amount at S is what you owe, while a negative amount is refundable to you.</small>	S \$	<input style="width: 90%;" type="text" value="-61,149.99"/>
<small><i>(T5 plus G less H less I less K plus L less M plus N)</i></small>		

#This is a mandatory label.

Section E: Losses

14 Losses

! If total loss is greater than \$100,000, complete and attach a *Losses schedule 2023*.

Tax losses carried forward to later income years	U \$	<input style="width: 90%;" type="text"/>
Net capital losses carried forward to later income years	V \$	<input style="width: 90%;" type="text" value="69,197"/>

Section F: **Member information**

MEMBER 1

Title: Mr Mrs Miss Ms Other

Family name **Read**

First given name **Raymond William** Other given names

Member's TFN **629241538** Date of birth **15/11/1949**

Contributions OPENING ACCOUNT BALANCE \$ **1,638,059.39**

! Refer to instructions for completing these labels.

Employer contributions
A \$

ABN of principal employer
A1

Personal contributions
B \$

CGT small business retirement exemption
C \$

CGT small business 15-year exemption amount
D \$

Personal injury election
E \$

Spouse and child contributions
F \$

Other third party contributions
G \$

Proceeds from primary residence disposal
H \$

H1 Receipt date / /

Assessable foreign superannuation fund amount
I \$

Non-assessable foreign superannuation fund amount
J \$

Transfer from reserve: assessable amount
K \$

Transfer from reserve: non-assessable amount
L \$

Contributions from non-complying funds and previously non-complying funds
T \$

Any other contributions (including Super Co-contributions and Low Income Super Amounts)
M \$

TOTAL CONTRIBUTIONS N \$
(Sum of labels **A** to **M**)

Other transactions

Accumulation phase account balance
S1 \$ **0.00**

Retirement phase account balance - Non CDBIS
S2 \$ **1,837,327.51**

Retirement phase account balance - CDBIS
S3 \$ **0.00**

TRIS Count

CLOSING ACCOUNT BALANCE S \$ **1,837,327.51**
(**S1** plus **S2** plus **S3**)

Allocated earnings or losses
O \$ **240,308.12** Loss

Inward rollovers and transfers
P \$

Outward rollovers and transfers
Q \$

Lump Sum payments
R1 \$ Code

Income stream payments
R2 \$ **41,040.00** Code **M**

Accumulation phase value **X1 \$**

Retirement phase value **X2 \$**

Outstanding limited recourse borrowing arrangement amount **Y \$**

Tax File Number 45063164

MEMBER 2

Title: Mr [] Mrs [X] Miss [] Ms [] Other []

Family name Read

First given name Suzanne Maree Other given names

Member's TFN 671351874 Date of birth 05/10/1949

Contributions

OPENING ACCOUNT BALANCE \$ 379,426.37

Refer to instructions for completing these labels.

A \$ Employer contributions

A1 ABN of principal employer

B \$ Personal contributions

C \$ CGT small business retirement exemption

D \$ CGT small business 15-year exemption amount

E \$ Personal injury election

F \$ Spouse and child contributions

G \$ Other third party contributions

H \$ Proceeds from primary residence disposal

H1 Receipt date Day / Month / Year

I \$ Assessable foreign superannuation fund amount

J \$ Non-assessable foreign superannuation fund amount

K \$ Transfer from reserve: assessable amount

L \$ Transfer from reserve: non-assessable amount

T \$ Contributions from non-complying funds and previously non-complying funds

M \$ Any other contributions (including Super Co-contributions and Low Income Super Amounts)

TOTAL CONTRIBUTIONS N \$ (Sum of labels A to M)

Other transactions

S1 \$ Accumulation phase account balance 0.00

S2 \$ Retirement phase account balance - Non CDBIS 425,408.50

S3 \$ Retirement phase account balance - CDBIS 0.00

0 TRIS Count

CLOSING ACCOUNT BALANCE S \$ 425,408.50 (S1 plus S2 plus S3)

O \$ Allocated earnings or losses 55,492.13 Loss []

P \$ Inward rollovers and transfers

Q \$ Outward rollovers and transfers

R1 \$ Lump Sum payments Code []

R2 \$ Income stream payments 9,510.00 Code [M]

Accumulation phase value X1 \$

Retirement phase value X2 \$

Outstanding limited recourse borrowing arrangement amount Y \$

Section H: Assets and liabilities

15 ASSETS

15a Australian managed investments

Listed trusts **A** \$

Unlisted trusts **B** \$

Insurance policy **C** \$

Other managed investments **D** \$

15b Australian direct investments

<div style="border: 1px solid black; padding: 5px;"> <p>Limited recourse borrowing arrangements</p> <p>Australian residential real property J1 \$ <input type="text"/></p> <p>Australian non-residential real property J2 \$ <input type="text"/></p> <p>Overseas real property J3 \$ <input type="text"/></p> <p>Australian shares J4 \$ <input type="text"/></p> <p>Overseas shares J5 \$ <input type="text"/></p> <p>Other J6 \$ <input type="text"/></p> <p>Property count J7 <input type="text"/></p> </div>	<p>Cash and term deposits E \$ <input type="text" value="200,935"/></p> <p>Debt securities F \$ <input type="text"/></p> <p>Loans G \$ <input type="text"/></p> <p>Listed shares H \$ <input type="text" value="1,991,870"/></p> <p>Unlisted shares I \$ <input type="text"/></p> <div style="border: 1px solid black; padding: 5px;"> <p>Limited recourse borrowing arrangements J \$ <input type="text"/></p> </div> <p>Non-residential real property K \$ <input type="text"/></p> <p>Residential real property L \$ <input type="text"/></p> <p>Collectables and personal use assets M \$ <input type="text"/></p> <p>Other assets O \$ <input type="text" value="61,408"/></p>
---	---

15c Other investments

Crypto-Currency **N** \$

15d Overseas direct investments

Overseas shares **P** \$

Overseas non-residential real property **Q** \$

Overseas residential real property **R** \$

Overseas managed investments **S** \$

Other overseas assets **T** \$

TOTAL AUSTRALIAN AND OVERSEAS ASSETS **U** \$

(Sum of labels **A** to **T**)

15e In-house assets

Did the fund have a loan to, lease to or investment in, related parties (known as in-house assets) at the end of the income year? **A** No Yes \$

15f Limited recourse borrowing arrangements

If the fund had an LRBA were the LRBA borrowings from a licensed financial institution? **A** No Yes

Did the members or related parties of the fund use personal guarantees or other security for the LRBA? **B** No Yes

16 LIABILITIES

Borrowings for limited recourse borrowing arrangements V1 \$ 	
Permissible temporary borrowings V2 \$ 	
Other borrowings V3 \$ 	Borrowings V \$
Total member closing account balances (total of all CLOSING ACCOUNT BALANCES from Sections F and G)	W \$ 2,262,733
	Reserve accounts X \$
	Other liabilities Y \$
	TOTAL LIABILITIES Z \$ 2,262,733

Section I: Taxation of financial arrangements

17 Taxation of financial arrangements (TOFA)

Total TOFA gains **H \$**

Total TOFA losses **I \$**

Section J: Other information

Family trust election status

If the trust or fund has made, or is making, a family trust election, write the four-digit **income year specified** of the election (for example, for the 2022–23 income year, write 2023). **A**

If revoking or varying a family trust election, print **R** for revoke or print **V** for variation, and complete and attach the *Family trust election, revocation or variation 2023*. **B**

Interposed entity election status

If the trust or fund has an existing election, write the earliest income year specified. If the trust or fund is making one or more elections this year, write the earliest income year being specified and complete an *Interposed entity election or revocation 2023* for each election. **C**

If revoking an interposed entity election, print **R**, and complete and attach the *Interposed entity election or revocation 2023*. **D**

Section K: Declarations

 Penalties may be imposed for false or misleading information in addition to penalties relating to any tax shortfalls.

Important

Before making this declaration check to ensure that all income has been disclosed and the annual return, all attached schedules and any additional documents are true and correct in every detail. If you leave labels blank, you will have specified a zero amount or the label was not applicable to you. If you are in doubt about any aspect of the annual return, place all the facts before the ATO.

Privacy

The ATO is authorised by the *Taxation Administration Act 1953* to request the provision of tax file numbers (TFNs). We will use the TFN to identify the entity in our records. It is not an offence not to provide the TFN. However if you do not provide the TFN, the processing of this form may be delayed.

Taxation law authorises the ATO to collect information and disclose it to other government agencies. For information about your privacy go to ato.gov.au/privacy

TRUSTEE'S OR DIRECTOR'S DECLARATION:

I declare that, the current trustees and directors have authorised this annual return and it is documented as such in the SMSF's records. I have received a copy of the audit report and are aware of any matters raised therein. The information on this annual return, including any attached schedules and additional documentation is true and correct.

Authorised trustee's, director's or public officer's signature

Date / /

Preferred trustee or director contact details:

Title: Mr Mrs Miss Ms Other

Family name

Read

First given name

Other given names

Raymond William

Phone number

Email address

Non-individual trustee name (if applicable)

ABN of non-individual trustee

Time taken to prepare and complete this annual return Hrs

 The Commissioner of Taxation, as Registrar of the Australian Business Register, may use the ABN and business details which you provide on this annual return to maintain the integrity of the register. For further information, refer to the instructions.

TAX AGENT'S DECLARATION:

I declare that the *Self-managed superannuation fund annual return 2023* has been prepared in accordance with information provided by the trustees, that the trustees have given me a declaration stating that the information provided to me is true and correct, and that the trustees have authorised me to lodge this annual return.

Tax agent's signature

Date / /

Tax agent's contact details

Title: Mr Mrs Miss Ms Other

Family name

Greco

First given name

Other given names

Sam

Tax agent's practice

Sam Greco & Co

Tax agent's phone number

Reference number

Tax agent number

07 32635200

AREA004

74856004

Capital gains tax (CGT) schedule

2023

When completing this form

- Print clearly, using a black or dark blue pen only.
- Use BLOCK LETTERS and print one character in each box.

S M I T H S T

- Do not use correction fluid or covering stickers.
- Sign next to any corrections with your **full signature** (not initials).

- Use in conjunction with company, trust, fund income tax return or the self-managed superannuation fund annual return.
- Refer to the *Guide to capital gains tax 2023* available on our website at ato.gov.au for instructions on how to complete this schedule.

Tax file number (TFN)

- !** We are authorised by law to request your TFN. You do not have to quote your TFN. However, if you don't it could increase the chance of delay or error in processing your form.

Australian business number (ABN)

Taxpayer's name

Areaco Superannuation Fund

1 Current year capital gains and capital losses

	Capital gain	Capital loss
Shares in companies listed on an Australian securities exchange	A \$ <input type="text"/>	K \$ <input type="text"/>
Other shares	B \$ <input type="text"/>	L \$ <input type="text"/>
Units in unit trusts listed on an Australian securities exchange	C \$ <input type="text"/>	M \$ <input type="text"/>
Other units	D \$ <input type="text"/>	N \$ <input type="text"/>
Real estate situated in Australia	E \$ <input type="text"/>	O \$ <input type="text"/>
Other real estate	F \$ <input type="text"/>	P \$ <input type="text"/>
Amount of capital gains from a trust (including a managed fund)	G \$ <input type="text"/>	
Collectables	H \$ <input type="text"/>	Q \$ <input type="text"/>
Other CGT assets and any other CGT events	I \$ <input type="text"/>	R \$ <input type="text"/>
Amount of capital gain previously deferred under transitional CGT relief for superannuation funds	S \$ <input type="text"/>	
Total current year capital gains	J \$ <input type="text"/>	

Add the amounts at labels **K** to **R** and write the total in item 2 label **A – Total current year capital losses**.

Tax File Number **2 Capital losses**Total current year capital losses **A** \$ Total current year capital losses applied **B** \$ Total prior year net capital losses applied **C** \$ Total capital losses transferred in applied
(only for transfers involving a foreign bank branch or
permanent establishment of a foreign financial entity) **D** \$ Total capital losses applied **E** \$ Add amounts at **B**, **C** and **D**.**3 Unapplied net capital losses carried forward**Net capital losses from collectables carried forward to later income years **A** \$ Other net capital losses carried forward to later income years **B** \$ Add amounts at **A** and **B** and transfer the total
to label **V** – **Net capital losses carried forward
to later income years** on your tax return.**4 CGT discount**Total CGT discount applied **A** \$ **5 CGT concessions for small business**Small business active asset reduction **A** \$ Small business retirement exemption **B** \$ Small business rollover **C** \$ Total small business concessions applied **D** \$ **6 Net capital gain**Net capital gain **A** \$ **1J** less **2E** less **4A** less **5D** (cannot be less than
zero). Transfer the amount at **A** to label **A** – **Net
capital gain** on your tax return.

Tax File Number **7 Earnout arrangements**

Are you a party to an earnout arrangement? **A** Yes, as a buyer Yes, as a seller No
 (Print in the appropriate box.)

! If you are a party to more than one earnout arrangement, copy and attach a separate sheet to this schedule providing the details requested here for each additional earnout arrangement.

How many years does the earnout arrangement run for? **B**

What year of that arrangement are you in? **C**

If you are the seller, what is the total estimated capital proceeds from the earnout arrangement? **D** \$

Amount of any capital gain or loss you made under your non-qualifying arrangement in the income year. **E** \$ / ^{LOSS}

! Request for amendment

If you received or provided a financial benefit under a look-through earnout right created in an earlier income year and you wish to seek an amendment to that earlier income year, complete the following:

Income year earnout right created **F**

Amended net capital gain or capital losses carried forward **G** \$ / ^{LOSS}

8 Other CGT information required (if applicable)

Small business 15 year exemption – exempt capital gains **A** \$ / ^{CODE}

Capital gains disregarded by a foreign resident **B** \$

Capital gains disregarded as a result of a scrip for scrip rollover **C** \$

Capital gains disregarded as a result of an inter-company asset rollover **D** \$

Capital gains disregarded by a demerging entity **E** \$

Tax File Number

Taxpayer's declaration

! If the schedule is not lodged with the income tax return you are required to sign and date the schedule.

Important

Before making this declaration check to ensure that all the information required has been provided on this form and any attachments to this form, and that the information provided is true and correct in every detail. If you are in doubt about any aspect of the tax return, place all the facts before the ATO. The income tax law imposes heavy penalties for false or misleading statements.

Privacy

Taxation law authorises the ATO to collect information and disclose it to other government agencies. This includes personal information of the person authorised to sign the declaration. For information about your privacy go to ato.gov.au/privacy

I declare that the information on this form is true and correct.

Signature

Date

Day	Month	Year
<input type="text"/>	<input type="text"/>	<input type="text"/>

Contact name

Raymond William Read

Daytime contact number (include area code)

Losses schedule

2023

Companies and trusts that do not join consolidated groups should complete and attach this schedule to their 2023 tax return. Superannuation funds should complete and attach this schedule to their 2023 tax return.

Print neatly in BLOCK LETTERS with a black or blue ballpoint pen only. Print one letter or number in each box. Do not use correction fluid or tape.

Place in all applicable boxes.

Refer to *Losses schedule instructions 2023*, available on our website ato.gov.au for instructions on how to complete this schedule.

Tax file number (TFN)

45063164

Name of entity

Areaco Superannuation Fund

Australian business number

13466117898

Part A – Losses carried forward to the 2023–24 income year – excludes film losses

1 Tax losses carried forward to later income years

Year of loss	
2022–23	B <input type="text"/>
2021–22	C <input type="text"/>
2020–21	D <input type="text"/>
2019–20	E <input type="text"/>
2018–19	F <input type="text"/>
2017–18 and earlier income years	G <input type="text"/>
Total	U <input type="text"/>

Transfer the amount at **U** to the **Tax losses carried forward to later income years** label on your tax return.

2 Net capital losses carried forward to later income years

Year of loss	
2022–23	H <input type="text"/>
2021–22	I <input type="text"/>
2020–21	J <input type="text"/>
2019–20	K <input type="text"/>
2018–19	L <input type="text"/>
2017–18 and earlier income years	M <input type="text"/> 69,197
Total	V <input type="text"/> 69,197

Transfer the amount at **V** to the **Net capital losses carried forward to later income years** label on your tax return.

Tax File Number 45063164**Part B – Ownership and business continuity test** – company and listed widely held trust only

Complete item 3 of **Part B** if a loss is being carried forward to later income years and the business continuity test has to be satisfied in relation to that loss.

Do not complete items 1 or 2 of **Part B** if, in the 2022–23 income year, no loss has been claimed as a deduction, applied against a net capital gain or, in the case of companies, losses have not been transferred in or out.

1 Whether continuity of majority ownership test passed

Note: If the entity has deducted, applied, transferred in or transferred out (as applicable) in the 2022–23 income year a loss incurred in any of the listed years, print **X** in the **Yes** or **No** box to indicate whether the entity has satisfied the continuity of majority ownership test in respect of that loss.

Year of loss		Yes	No
2022–23	A	<input type="checkbox"/>	<input type="checkbox"/>
2021–22	B	<input type="checkbox"/>	<input type="checkbox"/>
2020–21	C	<input type="checkbox"/>	<input type="checkbox"/>
2019–20	D	<input type="checkbox"/>	<input type="checkbox"/>
2018–19	E	<input type="checkbox"/>	<input type="checkbox"/>
2017–18 and earlier income years	F	<input type="checkbox"/>	<input type="checkbox"/>

2 Amount of losses deducted/applied for which the continuity of majority ownership test is not passed but the business continuity test is satisfied – excludes film lossesTax losses **G** Net capital losses **H** **3 Losses carried forward for which the business continuity test must be satisfied before they can be deducted/applied in later years** – excludes film lossesTax losses **I** Net capital losses **J** **4 Do current year loss provisions apply?**

Is the company required to calculate its taxable income or tax loss for the year under Subdivision 165-B or its net capital gain or net capital loss for the year under Subdivision 165-CB of the *Income Tax Assessment Act 1997* (ITAA 1997)?

K Yes No **Part C – Unrealised losses** – company only

Note: These questions relate to the operation of Subdivision 165-CC of ITAA 1997.

Has a changeover time occurred in relation to the company after 1.00pm by legal time in the Australian Capital Territory on 11 November 1999?

L Yes No

If you printed **X** in the **No** box at **L**, do not complete **M**, **N** or **O**.

At the changeover time did the company satisfy the maximum net asset value test under section 152-15 of ITAA 1997?

M Yes No

If you printed **X** in the **No** box at **M**, has the company determined it had an unrealised net loss at the changeover time?

N Yes No

If you printed **X** in the **Yes** box at **N**, what was the amount of unrealised net loss calculated under section 165-115E of ITAA 1997?

O

Tax File Number **Part D – Life insurance companies**Complying superannuation class tax losses carried forward
to later income years **P**Complying superannuation net capital losses carried forward
to later income years **Q****Part E – Controlled foreign company losses**Current year CFC losses **M**CFC losses deducted **N**CFC losses carried forward **O****Part F – Tax losses reconciliation statement**Balance of tax losses brought forward from the prior income year **A****ADD** Uplift of tax losses of designated infrastructure project entities **B****SUBTRACT** Net forgiven amount of debt **C****ADD** Tax loss incurred (if any) during current year **D****ADD** Tax loss amount from conversion of excess franking offsets **E****SUBTRACT** Net exempt income **F****SUBTRACT** Tax losses forgone **G****SUBTRACT** Tax losses deducted **H****SUBTRACT** Tax losses transferred out under Subdivision 170-A
(only for transfers involving a foreign bank branch or a PE of a foreign financial entity) **I**Total tax losses carried forward to later income years **J**Transfer the amount at **J** to the **Tax losses carried forward to later income years** label on your tax return.

Tax File Number

If the schedule is not lodged with the income tax return you are required to sign and date the schedule.

Important

Before making this declaration check to ensure that all the information required has been provided on this form and any attachments to this form, and that the information provided is true and correct in every detail. If you are in doubt about any aspect of the tax return, place all the facts before the ATO. The income tax law imposes heavy penalties for false or misleading statements.

Privacy

Taxation law authorises the ATO to collect information and disclose it to other government agencies. This includes personal information of the person authorised to sign the declaration. For information about your privacy go to ato.gov.au/privacy

Taxpayer's declaration

I declare that the information on this form is true and correct.

Signature

Date / /

Contact person

Daytime contact number (include area code)

Areaco Superannuation Fund

General Ledger

As at 30 June 2023

Transaction Date	Description	Units	Debit	Credit	Balance \$
Dividends Received (23900)					
<u>Australia And New Zealand Banking Group Limited (ANZ.AX)</u>					
01/07/2022	ANZ dividend			5,760.00	5,760.00 CR
15/12/2022	ANZ dividend			12,037.58	17,797.58 CR
				17,797.58	17,797.58 CR
<u>Bendigo And Adelaide Bank Limited (BEN.AX)</u>					
29/09/2022	Bendigo and Adelaide Bank dividend			1,325.00	1,325.00 CR
31/03/2023	Bendigo and Adelaide Bank dividend			1,450.00	2,775.00 CR
				2,775.00	2,775.00 CR
<u>BHP Group Limited (BHP.AX)</u>					
23/09/2022	BHP dividend			1,837.32	1,837.32 CR
30/03/2023	BHP dividend			1,686.82	3,524.14 CR
				3,524.14	3,524.14 CR
<u>Bank Of Queensland Limited. (BOQ.AX)</u>					
17/11/2022	BOQ dividend			1,234.08	1,234.08 CR
01/06/2023	BOQ dividend			4,628.40	5,862.48 CR
				5,862.48	5,862.48 CR
<u>National Australia Bank Limited (NAB.AX)</u>					
05/07/2022	NAB dividend			11,169.00	11,169.00 CR
14/12/2022	NAB dividend			11,934.00	23,103.00 CR
				23,103.00	23,103.00 CR
<u>South32 Limited (S32.AX)</u>					
13/10/2022	South32 dividend			603.15	603.15 CR
06/04/2023	South32 dividend			225.70	828.85 CR
				828.85	828.85 CR
<u>Super Retail Group Limited (SUL.AX)</u>					
17/10/2022	Super Retail Group dividend			1,276.67	1,276.67 CR
14/04/2023	Super Retail dividend			1,009.46	2,286.13 CR
				2,286.13	2,286.13 CR
<u>Suncorp Group Limited (SUN.AX)</u>					
21/09/2022	Suncorp dividend			1,700.00	1,700.00 CR
				1,700.00	1,700.00 CR
<u>Westpac Banking Corporation (WBC.AX)</u>					
14/07/2022	WBC dividend			26,565.50	26,565.50 CR
20/12/2022	Westpac dividend			27,872.00	54,437.50 CR
27/06/2023	Westpac dividend			30,485.00	84,922.50 CR
				84,922.50	84,922.50 CR
<u>Woodside Energy Group Ltd (WDS.AX)</u>					
06/10/2022	Woodside dividend			207.94	207.94 CR
05/04/2023	Woodside dividend			280.07	488.01 CR
				488.01	488.01 CR
Changes in Market Values of Investments (24700)					
<u>Changes in Market Values of Investments (24700)</u>					
31/08/2022	Revaluation - 30/08/2022 @ \$41.750000 (System Price) - 720.000000 Units on			360.00	360.00 CR

Areaco Superannuation Fund

General Ledger

As at 30 June 2023

Transaction Date	Description	Units	Debit	Credit	Balance \$
	hand (BHP.AX)				
31/08/2022	Revaluation - 30/08/2022 @ \$35.870000 (System Price) - 130.000000 Units on hand (WDS.AX)			523.90	883.90 CR
31/08/2022	Revaluation - 30/08/2022 @ \$6.960000 (System Price) - 5,142.000000 Units on hand (BOQ.AX)			1,491.18	2,375.08 CR
31/08/2022	Revaluation - 30/08/2022 @ \$10.870000 (System Price) - 10,000.000000 Units on hand (SUN.AX)		1,100.00		1,275.08 CR
31/08/2022	Revaluation - 29/08/2022 @ \$14.333600 (System Price) - 300.000000 Units on hand (CCL.NYE)			533.22	1,808.30 CR
31/08/2022	Revaluation - 30/08/2022 @ \$29.990000 (System Price) - 15,300.000000 Units on hand (NAB.AX)			39,780.00	41,588.30 CR
31/08/2022	Revaluation - 30/08/2022 @ \$8.950000 (System Price) - 5,000.000000 Units on hand (BEN.AX)		600.00		40,988.30 CR
31/08/2022	Revaluation - 30/08/2022 @ \$22.570000 (System Price) - 16,267.000000 Units on hand (ANZ.AX)			11,967.39	52,955.69 CR
31/08/2022	Revaluation - 30/08/2022 @ \$10.370000 (System Price) - 2,969.000000 Units on hand (SUL.AX)			5,581.72	58,537.41 CR
31/08/2022	Revaluation - 30/08/2022 @ \$0.032000 (System Price) - 78,125.000000 Units on hand (CNW.AX)			468.75	59,006.16 CR
31/08/2022	Revaluation - 30/08/2022 @ \$21.280000 (System Price) - 43,550.000000 Units on hand (WBC.AX)			77,519.00	136,525.16 CR
07/11/2022	Sell Cirrus Networks shares (CNW.AX)		7,529.16		128,996.00 CR
07/11/2022	Unrealised Gain writeback as at 07/11/2022 (CNW.AX)			6,031.65	135,027.65 CR
08/11/2022	Sell Cirrus Networks shares (CNW.AX)		1,555.76		133,471.89 CR
08/11/2022	Unrealised Gain writeback as at 08/11/2022 (CNW.AX)			3,080.09	136,551.98 CR
31/12/2022	Revaluation - 30/12/2022 @ \$45.630000 (System Price) - 1,237.000000 Units on hand (BHP.AX)			6,408.16	142,960.14 CR
31/12/2022	Revaluation - 30/12/2022 @ \$35.440000 (System Price) - 130.000000 Units on hand (WDS.AX)		55.90		142,904.24 CR
31/12/2022	Revaluation - 30/12/2022 @ \$6.900000 (System Price) - 5,142.000000 Units on hand (BOQ.AX)		308.52		142,595.72 CR
31/12/2022	Revaluation - 30/12/2022 @ \$12.040000 (System Price) - 10,000.000000 Units on hand (SUN.AX)			11,700.00	154,295.72 CR
31/12/2022	Revaluation - 29/12/2022 @ \$11.968600 (System Price) - 300.000000 Units on hand (CCL.NYE)		709.50		153,586.22 CR
31/12/2022	Revaluation - 30/12/2022 @ \$30.060000 (System Price) - 15,300.000000 Units on hand (NAB.AX)			1,071.00	154,657.22 CR
31/12/2022	Revaluation - 30/12/2022 @ \$9.810000 (System Price) - 5,000.000000 Units on hand (BEN.AX)			4,300.00	158,957.22 CR
31/12/2022	Revaluation - 20/12/2022 @ \$23.790000 (System Price) - 16,267.000000 Units on hand (ANZ.AX)			19,845.74	178,802.96 CR
31/12/2022	Revaluation - 30/12/2022 @ \$10.710000 (System Price) - 2,969.000000 Units on hand (SUL.AX)			1,009.46	179,812.42 CR
31/12/2022	Revaluation - 30/12/2022 @ \$4.000000 (System Price) - 3,077.000000 Units on hand (S32.AX)		54.57		179,757.85 CR
31/12/2022	Revaluation - 30/12/2022 @ \$23.350000 (System Price) - 43,550.000000 Units on hand (WBC.AX)			90,148.50	269,906.35 CR

Areaco Superannuation Fund

General Ledger

As at 30 June 2023

Transaction Date	Description	Units	Debit	Credit	Balance \$
31/01/2023	Revaluation - 30/01/2023 @ \$49.230000 (System Price) - 1,237.000000 Units on hand (BHP.AX)			4,453.20	274,359.55 CR
31/01/2023	Revaluation - 30/01/2023 @ \$36.300000 (System Price) - 130.000000 Units on hand (WDS.AX)			111.80	274,471.35 CR
31/01/2023	Revaluation - 30/01/2023 @ \$7.010000 (System Price) - 5,142.000000 Units on hand (BOQ.AX)			565.62	275,036.97 CR
31/01/2023	Revaluation - 30/01/2023 @ \$12.560000 (System Price) - 10,000.000000 Units on hand (SUN.AX)			5,200.00	280,236.97 CR
31/01/2023	Revaluation - 27/01/2023 @ \$15.505800 (System Price) - 300.000000 Units on hand (CCL.NYE)			1,061.16	281,298.13 CR
31/01/2023	Revaluation - 30/01/2023 @ \$31.830000 (System Price) - 15,300.000000 Units on hand (NAB.AX)			27,081.00	308,379.13 CR
31/01/2023	Revaluation - 30/01/2023 @ \$10.120000 (System Price) - 5,000.000000 Units on hand (BEN.AX)			1,550.00	309,929.13 CR
31/01/2023	Revaluation - 30/01/2023 @ \$25.030000 (System Price) - 16,267.000000 Units on hand (ANZ.AX)			20,171.08	330,100.21 CR
31/01/2023	Revaluation - 30/01/2023 @ \$12.690000 (System Price) - 2,969.000000 Units on hand (SUL.AX)			5,878.62	335,978.83 CR
31/01/2023	Revaluation - 30/01/2023 @ \$4.670000 (System Price) - 3,077.000000 Units on hand (S32.AX)			2,061.59	338,040.42 CR
31/01/2023	Revaluation - 30/01/2023 @ \$23.750000 (System Price) - 43,550.000000 Units on hand (WBC.AX)			17,420.00	355,460.42 CR
31/01/2023	Sell Suncorp shares (SUN.AX)			17,842.49	373,302.91 CR
31/01/2023	Unrealised Gain writeback as at 31/01/2023 (SUN.AX)		17,481.20		355,821.71 CR
28/02/2023	Revaluation - 27/02/2023 @ \$44.550000 (System Price) - 1,237.000000 Units on hand (BHP.AX)		5,789.16		350,032.55 CR
28/02/2023	Revaluation - 27/02/2023 @ \$35.130000 (System Price) - 130.000000 Units on hand (WDS.AX)		152.10		349,880.45 CR
28/02/2023	Revaluation - 27/02/2023 @ \$7.080000 (System Price) - 23,142.000000 Units on hand (BOQ.AX)			1,841.54	351,721.99 CR
28/02/2023	Revaluation - 24/02/2023 @ \$15.541500 (System Price) - 300.000000 Units on hand (CCL.NYE)			10.71	351,732.70 CR
28/02/2023	Revaluation - 27/02/2023 @ \$29.990000 (System Price) - 15,300.000000 Units on hand (NAB.AX)		28,152.00		323,580.70 CR
28/02/2023	Revaluation - 27/02/2023 @ \$9.780000 (System Price) - 5,000.000000 Units on hand (BEN.AX)		1,700.00		321,880.70 CR
28/02/2023	Revaluation - 27/02/2023 @ \$24.830000 (System Price) - 16,267.000000 Units on hand (ANZ.AX)		3,253.40		318,627.30 CR
28/02/2023	Revaluation - 27/02/2023 @ \$13.270000 (System Price) - 2,969.000000 Units on hand (SUL.AX)			1,722.02	320,349.32 CR
28/02/2023	Revaluation - 27/02/2023 @ \$4.290000 (System Price) - 3,077.000000 Units on hand (S32.AX)		1,169.26		319,180.06 CR
28/02/2023	Revaluation - 27/02/2023 @ \$22.730000 (System Price) - 43,550.000000 Units on hand (WBC.AX)		44,421.00		274,759.06 CR
31/03/2023	Revaluation - 30/03/2023 @ \$46.080000 (System Price) - 1,237.000000 Units on hand (BHP.AX)			1,892.61	276,651.67 CR
31/03/2023	Revaluation - 30/03/2023 @ \$33.840000		167.70		276,483.97 CR

Areaco Superannuation Fund

General Ledger

As at 30 June 2023

Transaction Date	Description	Units	Debit	Credit	Balance \$
	(System Price) - 130.000000 Units on hand (WDS.AX)				
31/03/2023	Revaluation - 30/03/2023 @ \$6.510000 (System Price) - 23,142.000000 Units on hand (BOQ.AX)		13,190.94		263,293.03 CR
31/03/2023	Revaluation - 29/03/2023 @ \$14.754600 (System Price) - 300.000000 Units on hand (CCL.NYE)		236.07		263,056.96 CR
31/03/2023	Revaluation - 30/03/2023 @ \$27.670000 (System Price) - 15,300.000000 Units on hand (NAB.AX)		35,496.00		227,560.96 CR
31/03/2023	Revaluation - 30/03/2023 @ \$8.700000 (System Price) - 5,000.000000 Units on hand (BEN.AX)		5,400.00		222,160.96 CR
31/03/2023	Revaluation - 30/03/2023 @ \$22.870000 (System Price) - 16,267.000000 Units on hand (ANZ.AX)		31,883.32		190,277.64 CR
31/03/2023	Revaluation - 30/03/2023 @ \$12.330000 (System Price) - 2,969.000000 Units on hand (SUL.AX)		2,790.86		187,486.78 CR
31/03/2023	Revaluation - 30/03/2023 @ \$4.320000 (System Price) - 3,077.000000 Units on hand (S32.AX)			92.31	187,579.09 CR
31/03/2023	Revaluation - 30/03/2023 @ \$21.690000 (System Price) - 43,550.000000 Units on hand (WBC.AX)		45,292.00		142,287.09 CR
30/04/2023	Revaluation - 28/04/2023 @ \$44.400000 (System Price) - 1,237.000000 Units on hand (BHP.AX)		2,078.16		140,208.93 CR
30/04/2023	Revaluation - 28/04/2023 @ \$33.680000 (System Price) - 130.000000 Units on hand (WDS.AX)		20.80		140,188.13 CR
30/04/2023	Revaluation - 28/04/2023 @ \$5.800000 (System Price) - 23,142.000000 Units on hand (BOQ.AX)		16,430.82		123,757.31 CR
30/04/2023	Revaluation - 28/04/2023 @ \$13.933400 (System Price) - 300.000000 Units on hand (CCL.NYE)		246.36		123,510.95 CR
30/04/2023	Revaluation - 28/04/2023 @ \$28.840000 (System Price) - 15,300.000000 Units on hand (NAB.AX)			17,901.00	141,411.95 CR
30/04/2023	Revaluation - 28/04/2023 @ \$8.640000 (System Price) - 5,000.000000 Units on hand (BEN.AX)		300.00		141,111.95 CR
30/04/2023	Revaluation - 28/04/2023 @ \$24.350000 (System Price) - 16,267.000000 Units on hand (ANZ.AX)			24,075.16	165,187.11 CR
30/04/2023	Revaluation - 28/04/2023 @ \$13.510000 (System Price) - 2,969.000000 Units on hand (SUL.AX)			3,503.42	168,690.53 CR
30/04/2023	Revaluation - 28/04/2023 @ \$4.240000 (System Price) - 3,077.000000 Units on hand (S32.AX)		246.16		168,444.37 CR
30/04/2023	Revaluation - 28/04/2023 @ \$22.470000 (System Price) - 43,550.000000 Units on hand (WBC.AX)			33,969.00	202,413.37 CR
31/05/2023	Revaluation - 30/05/2023 @ \$43.490000 (System Price) - 1,237.000000 Units on hand (BHP.AX)		1,125.67		201,287.70 CR
31/05/2023	Revaluation - 30/05/2023 @ \$35.100000 (System Price) - 130.000000 Units on hand (WDS.AX)			184.60	201,472.30 CR
31/05/2023	Revaluation - 30/05/2023 @ \$5.780000 (System Price) - 23,142.000000 Units on hand (BOQ.AX)		462.84		201,009.46 CR
31/05/2023	Revaluation - 26/05/2023 @ \$17.313900 (System Price) - 300.000000 Units on hand (CCL.NYE)			1,014.15	202,023.61 CR
31/05/2023	Revaluation - 30/05/2023 @ \$26.520000 (System Price) - 15,300.000000 Units on hand (NAB.AX)		35,496.00		166,527.61 CR

Areaco Superannuation Fund

General Ledger

As at 30 June 2023

Transaction Date	Description	Units	Debit	Credit	Balance \$
31/05/2023	Revaluation - 30/05/2023 @ \$8.770000 (System Price) - 5,000.000000 Units on hand (BEN.AX)			650.00	167,177.61 CR
31/05/2023	Revaluation - 30/05/2023 @ \$23.410000 (System Price) - 16,267.000000 Units on hand (ANZ.AX)		15,290.98		151,886.63 CR
31/05/2023	Revaluation - 30/05/2023 @ \$11.600000 (System Price) - 2,969.000000 Units on hand (SUL.AX)		5,670.79		146,215.84 CR
31/05/2023	Revaluation - 30/05/2023 @ \$3.990000 (System Price) - 3,077.000000 Units on hand (S32.AX)		769.25		145,446.59 CR
31/05/2023	Revaluation - 30/05/2023 @ \$21.110000 (System Price) - 43,550.000000 Units on hand (WBC.AX)		59,228.00		86,218.59 CR
02/06/2023	Sell BHP shares (BHP.AX)		651.97		85,566.62 CR
02/06/2023	Unrealised Gain writeback as at 02/06/2023 (BHP.AX)		295.05		85,271.57 CR
30/06/2023	Revaluation - 30/06/2023 @ \$44.990000 (System Price) - 37.000000 Units on hand (BHP.AX)			225.90	85,497.47 CR
30/06/2023	Revaluation - 30/06/2023 @ \$34.440000 (System Price) - 130.000000 Units on hand (WDS.AX)		85.80		85,411.67 CR
30/06/2023	Revaluation - 30/06/2023 @ \$5.490000 (System Price) - 32,562.000000 Units on hand (BOQ.AX)		6,390.85		79,020.82 CR
30/06/2023	Revaluation - 30/06/2023 @ \$28.401200 (System Price) - 300.000000 Units on hand (CCL.NYE)			3,326.19	82,347.01 CR
30/06/2023	Revaluation - 30/06/2023 @ \$26.370000 (System Price) - 15,300.000000 Units on hand (NAB.AX)		2,295.00		80,052.01 CR
30/06/2023	Revaluation - 30/06/2023 @ \$8.590000 (System Price) - 5,000.000000 Units on hand (BEN.AX)		900.00		79,152.01 CR
30/06/2023	Revaluation - 30/06/2023 @ \$23.710000 (System Price) - 16,267.000000 Units on hand (ANZ.AX)			4,880.10	84,032.11 CR
30/06/2023	Revaluation - 30/06/2023 @ \$11.430000 (System Price) - 2,969.000000 Units on hand (SUL.AX)		504.73		83,527.38 CR
30/06/2023	Revaluation - 30/06/2023 @ \$3.760000 (System Price) - 3,077.000000 Units on hand (S32.AX)		707.71		82,819.67 CR
30/06/2023	Revaluation - 30/06/2023 @ \$21.340000 (System Price) - 43,550.000000 Units on hand (WBC.AX)			10,016.50	92,836.17 CR
			397,685.36	490,521.53	92,836.17 CR

Interest Received (25000)

Suncorp Business Saver A/C084472810 (MET084472810)

31/07/2022	Interest received			80.53	80.53 CR
31/08/2022	Interest received			136.76	217.29 CR
30/09/2022	Interest received			151.58	368.87 CR
31/10/2022	Credit interest received			171.83	540.70 CR
30/11/2022	Credit interest			122.50	663.20 CR
31/12/2022	interest received			170.36	833.56 CR
31/01/2023	interest received			216.81	1,050.37 CR
28/02/2023	credit interest			210.32	1,260.69 CR
31/03/2023	Interest received			261.88	1,522.57 CR
30/04/2023	Interest received			268.47	1,791.04 CR
31/05/2023	Interest received			288.37	2,079.41 CR

Areaco Superannuation Fund

General Ledger

As at 30 June 2023

Transaction Date	Description	Units	Debit	Credit	Balance \$
30/06/2023	Interest received			294.73	2,374.14 CR
				2,374.14	2,374.14 CR
<u>NABtrade bank account (NAB305253526)</u>					
30/09/2022	Interest received			0.28	0.28 CR
31/10/2022	Credit interest received			0.84	1.12 CR
30/11/2022	Credit interest			0.01	1.13 CR
30/06/2023	Interest received			1.05	2.18 CR
				2.18	2.18 CR
Interest Received ATO (25100)					
<u>Interest Received ATO (25100)</u>					
18/08/2022	2022 GST refund - 8 cents rounding to interest received			0.08	0.08 CR
				0.08	0.08 CR
Accountancy Fees (30100)					
<u>Accountancy Fees (30100)</u>					
18/07/2022	Accountants fee		3,465.00		3,465.00 DR
			3,465.00		3,465.00 DR
ATO Supervisory Levy (30400)					
<u>ATO Supervisory Levy (30400)</u>					
01/08/2022	2022 tax refund		259.00		259.00 DR
			259.00		259.00 DR
Auditor's Remuneration (30700)					
<u>Auditor's Remuneration (30700)</u>					
28/07/2022	Audit fee		385.00		385.00 DR
			385.00		385.00 DR
Pensions Paid (41600)					
<u>(Pensions Paid) Read, Raymond William - Pension (Pension 1) (REARAY00001P)</u>					
26/09/2022	Ray pension payment		5,000.00		5,000.00 DR
01/11/2022	Ray Pension		21,600.00		26,600.00 DR
			26,600.00		26,600.00 DR
<u>(Pensions Paid) Read, Raymond William - Pension (Pension 2) (REARAY00002P)</u>					
01/11/2022	Ray Pension		14,240.00		14,240.00 DR
05/12/2022	Pension pmt Ray		200.00		14,440.00 DR
			14,440.00		14,440.00 DR
<u>(Pensions Paid) Read, Suzanne Maree - Pension (Pension 2) (REASUZ00002P)</u>					
06/08/2022	Sue Read pension		5,000.00		5,000.00 DR
01/11/2022	Sue pension		4,460.00		9,460.00 DR
05/12/2022	Pension pmt Sue		50.00		9,510.00 DR
			9,510.00		9,510.00 DR
Income Tax Expense (48500)					
<u>Income Tax Expense (48500)</u>					
30/06/2023	Create Entries - Franking Credits Adjustment - 30/06/2023			61,408.99	61,408.99 CR
				61,408.99	61,408.99 CR
Profit/Loss Allocation Account (49000)					

Areaco Superannuation Fund

General Ledger

As at 30 June 2023

Transaction Date	Description	Units	Debit	Credit	Balance \$
<u>Profit/Loss Allocation Account (49000)</u>					
06/08/2022	System Member Journals			5,000.00	5,000.00 CR
31/08/2022	Profit/Loss Allocation - 31/08/2022		92,954.35		87,954.35 DR
31/08/2022	Profit/Loss Allocation - 31/08/2022		50,143.18		138,097.53 DR
31/08/2022	Profit/Loss Allocation - 31/08/2022		33,152.66		171,250.19 DR
26/09/2022	System Member Journals			5,000.00	166,250.19 DR
01/11/2022	System Member Journals			21,600.00	144,650.19 DR
01/11/2022	System Member Journals			14,240.00	130,410.19 DR
01/11/2022	System Member Journals			4,460.00	125,950.19 DR
05/12/2022	System Member Journals			200.00	125,750.19 DR
05/12/2022	System Member Journals			50.00	125,700.19 DR
31/12/2022	Profit/Loss Allocation - 31/12/2022		74,832.91		200,533.10 DR
31/12/2022	Profit/Loss Allocation - 31/12/2022		40,367.77		240,900.87 DR
31/12/2022	Profit/Loss Allocation - 31/12/2022		26,689.55		267,590.42 DR
31/01/2023	Profit/Loss Allocation - 31/01/2023		72,598.93		340,189.35 DR
31/01/2023	Profit/Loss Allocation - 31/01/2023		39,092.53		379,281.88 DR
31/01/2023	Profit/Loss Allocation - 31/01/2023		25,876.55		405,158.43 DR
28/02/2023	Profit/Loss Allocation - 28/02/2023			42,455.59	362,702.84 DR
28/02/2023	Profit/Loss Allocation - 28/02/2023			22,889.81	339,813.03 DR
28/02/2023	Profit/Loss Allocation - 28/02/2023			15,139.15	324,673.88 DR
31/03/2023	Profit/Loss Allocation - 31/03/2023			69,768.03	254,905.85 DR
31/03/2023	Profit/Loss Allocation - 31/03/2023			37,615.21	217,290.64 DR
31/03/2023	Profit/Loss Allocation - 31/03/2023			24,878.41	192,412.23 DR
30/04/2023	Profit/Loss Allocation - 30/04/2023		33,509.44		225,921.67 DR
30/04/2023	Profit/Loss Allocation - 30/04/2023		18,066.50		243,988.17 DR
30/04/2023	Profit/Loss Allocation - 30/04/2023		11,949.04		255,937.21 DR
31/05/2023	Profit/Loss Allocation - 31/05/2023			60,351.85	195,585.36 DR
31/05/2023	Profit/Loss Allocation - 31/05/2023			32,538.51	163,046.85 DR
31/05/2023	Profit/Loss Allocation - 31/05/2023			21,520.72	141,526.13 DR
30/06/2023	Create Entries - Profit/Loss Allocation - 30/06/2023		54,773.63		196,299.76 DR
30/06/2023	Create Entries - Profit/Loss Allocation - 30/06/2023		29,587.88		225,887.64 DR
30/06/2023	Create Entries - Profit/Loss Allocation - 30/06/2023		19,362.61		245,250.25 DR
			622,957.53	377,707.28	245,250.25 DR
Opening Balance (50010)					
<u>(Opening Balance) Read, Raymond William - Pension (Pension 1) (REARAY00001P)</u>					
01/07/2022	Opening Balance				1,061,282.55 CR
01/07/2022	Close Period Journal			2,874.48	1,064,157.03 CR
				2,874.48	1,064,157.03 CR
<u>(Opening Balance) Read, Raymond William - Pension (Pension 2) (REARAY00002P)</u>					
01/07/2022	Opening Balance				572,350.44 CR
01/07/2022	Close Period Journal			1,551.92	573,902.36 CR
				1,551.92	573,902.36 CR
<u>(Opening Balance) Read, Suzanne Maree - Pension (Pension 2) (REASUZ00002P)</u>					
01/07/2022	Opening Balance				378,399.11 CR
01/07/2022	Close Period Journal			1,027.26	379,426.37 CR

Areaco Superannuation Fund

General Ledger

As at 30 June 2023

Transaction Date	Description	Units	Debit	Credit	Balance \$
				1,027.26	379,426.37 CR
Share of Profit/(Loss) (53100)					
<i>(Share of Profit/(Loss)) Read, Raymond William - Pension (Pension 1) (REARAY00001P)</i>					
01/07/2022	Opening Balance				29,404.48 CR
01/07/2022	Close Period Journal		29,404.48		0.00 DR
31/08/2022	Profit/Loss Allocation - 31/08/2022			92,954.35	92,954.35 CR
31/12/2022	Profit/Loss Allocation - 31/12/2022			74,832.91	167,787.26 CR
31/01/2023	Profit/Loss Allocation - 31/01/2023			72,598.93	240,386.19 CR
28/02/2023	Profit/Loss Allocation - 28/02/2023		42,455.59		197,930.60 CR
31/03/2023	Profit/Loss Allocation - 31/03/2023		69,768.03		128,162.57 CR
30/04/2023	Profit/Loss Allocation - 30/04/2023			33,509.44	161,672.01 CR
31/05/2023	Profit/Loss Allocation - 31/05/2023		60,351.85		101,320.16 CR
30/06/2023	Create Entries - Profit/Loss Allocation - 30/06/2023			54,773.63	156,093.79 CR
			201,979.95	328,669.26	156,093.79 CR
<i>(Share of Profit/(Loss)) Read, Raymond William - Pension (Pension 2) (REARAY00002P)</i>					
01/07/2022	Opening Balance				15,861.92 CR
01/07/2022	Close Period Journal		15,861.92		0.00 DR
31/08/2022	Profit/Loss Allocation - 31/08/2022			50,143.18	50,143.18 CR
31/12/2022	Profit/Loss Allocation - 31/12/2022			40,367.77	90,510.95 CR
31/01/2023	Profit/Loss Allocation - 31/01/2023			39,092.53	129,603.48 CR
28/02/2023	Profit/Loss Allocation - 28/02/2023		22,889.81		106,713.67 CR
31/03/2023	Profit/Loss Allocation - 31/03/2023		37,615.21		69,098.46 CR
30/04/2023	Profit/Loss Allocation - 30/04/2023			18,066.50	87,164.96 CR
31/05/2023	Profit/Loss Allocation - 31/05/2023		32,538.51		54,626.45 CR
30/06/2023	Create Entries - Profit/Loss Allocation - 30/06/2023			29,587.88	84,214.33 CR
			108,905.45	177,257.86	84,214.33 CR
<i>(Share of Profit/(Loss)) Read, Suzanne Maree - Pension (Pension 2) (REASUZ00002P)</i>					
01/07/2022	Opening Balance				10,487.26 CR
01/07/2022	Close Period Journal		10,487.26		0.00 DR
31/08/2022	Profit/Loss Allocation - 31/08/2022			33,152.66	33,152.66 CR
31/12/2022	Profit/Loss Allocation - 31/12/2022			26,689.55	59,842.21 CR
31/01/2023	Profit/Loss Allocation - 31/01/2023			25,876.55	85,718.76 CR
28/02/2023	Profit/Loss Allocation - 28/02/2023		15,139.15		70,579.61 CR
31/03/2023	Profit/Loss Allocation - 31/03/2023		24,878.41		45,701.20 CR
30/04/2023	Profit/Loss Allocation - 30/04/2023			11,949.04	57,650.24 CR
31/05/2023	Profit/Loss Allocation - 31/05/2023		21,520.72		36,129.52 CR
30/06/2023	Create Entries - Profit/Loss Allocation - 30/06/2023			19,362.61	55,492.13 CR
			72,025.54	117,030.41	55,492.13 CR
Pensions Paid (54160)					
<i>(Pensions Paid) Read, Raymond William - Pension (Pension 1) (REARAY00001P)</i>					
01/07/2022	Opening Balance				26,530.00 DR
01/07/2022	Close Period Journal			26,530.00	0.00 DR
26/09/2022	System Member Journals		5,000.00		5,000.00 DR
01/11/2022	System Member Journals		21,600.00		26,600.00 DR
			26,600.00	26,530.00	26,600.00 DR

Areaco Superannuation Fund

General Ledger

As at 30 June 2023

Transaction Date	Description	Units	Debit	Credit	Balance \$
<u>(Pensions Paid) Read, Raymond William - Pension (Pension 2) (REARAY00002P)</u>					
01/07/2022	Opening Balance				14,310.00 DR
01/07/2022	Close Period Journal			14,310.00	0.00 DR
01/11/2022	System Member Journals		14,240.00		14,240.00 DR
05/12/2022	System Member Journals		200.00		14,440.00 DR
			14,440.00	14,310.00	14,440.00 DR
<u>(Pensions Paid) Read, Suzanne Maree - Pension (Pension 2) (REASUZ00002P)</u>					
01/07/2022	Opening Balance				9,460.00 DR
01/07/2022	Close Period Journal			9,460.00	0.00 DR
06/08/2022	System Member Journals		5,000.00		5,000.00 DR
01/11/2022	System Member Journals		4,460.00		9,460.00 DR
05/12/2022	System Member Journals		50.00		9,510.00 DR
			9,510.00	9,460.00	9,510.00 DR
Bank Accounts (60400)					
<u>Suncorp A/C 039372318 (MET039372318)</u>					
01/07/2022	Opening Balance				139.64 DR
01/07/2022	ANZ dividend		5,760.00		5,899.64 DR
05/07/2022	Tfr to acc 2810			5,760.00	139.64 DR
05/07/2022	NAB dividend		11,169.00		11,308.64 DR
14/07/2022	WBC dividend		26,565.50		37,874.14 DR
18/07/2022	Accountants fee			3,465.00	34,409.14 DR
26/07/2022	ANZ share purchase - rights entitlement			19,221.30	15,187.84 DR
27/07/2022	Auditshield refund		165.00		15,352.84 DR
28/07/2022	Audit fee			385.00	14,967.84 DR
01/08/2022	2022 tax refund		29,716.80		44,684.64 DR
04/08/2022	Transfer to acc 2810			44,000.00	684.64 DR
18/08/2022	2022 GST refund - 8 cents rounding to interest received		1,209.00		1,893.64 DR
07/09/2022	Tfr from NABtrade account		166.60		2,060.24 DR
21/09/2022	Suncorp dividend		1,700.00		3,760.24 DR
23/09/2022	BHP dividend		1,837.32		5,597.56 DR
26/09/2022	Ray pension payment			5,000.00	597.56 DR
29/09/2022	Bendigo and Adelaide Bank dividend		1,325.00		1,922.56 DR
06/10/2022	Woodside dividend		207.94		2,130.50 DR
13/10/2022	South32 dividend		603.15		2,733.65 DR
15/10/2022	Tfr to acc 2810			2,500.00	233.65 DR
17/10/2022	Super Retail Group dividend		1,276.67		1,510.32 DR
17/11/2022	BOQ dividend		1,234.08		2,744.40 DR
05/12/2022	Pension pmt Ray			200.00	2,544.40 DR
05/12/2022	Pension pmt Sue			50.00	2,494.40 DR
14/12/2022	NAB dividend		11,934.00		14,428.40 DR
15/12/2022	ANZ dividend		12,037.58		26,465.98 DR
15/12/2022	Tfr to acc 2810			26,400.00	65.98 DR
20/12/2022	Westpac dividend		27,872.00		27,937.98 DR
20/12/2022	Tfr to acc 2810			27,900.00	37.98 DR
17/01/2023	Tfr from NABtrade acc		25.18		63.16 DR
30/03/2023	BHP dividend		1,686.82		1,749.98 DR

Areaco Superannuation Fund

General Ledger

As at 30 June 2023

Transaction Date	Description	Units	Debit	Credit	Balance \$
31/03/2023	Bendigo and Adelaide Bank dividend		1,450.00		3,199.98 DR
05/04/2023	Woodside dividend		280.07		3,480.05 DR
06/04/2023	South32 dividend		225.70		3,705.75 DR
06/04/2023	Tfr to acc 2810			3,700.00	5.75 DR
14/04/2023	Super Retail dividend		1,009.46		1,015.21 DR
01/06/2023	BOQ dividend		4,628.40		5,643.61 DR
27/06/2023	Westpac dividend		30,485.00		36,128.61 DR
			174,570.27	138,581.30	36,128.61 DR
Suncorp Business Saver A/C084472810 (MET084472810)					
01/07/2022	Opening Balance				127,453.09 DR
05/07/2022	Tfr to acc 2810		5,760.00		133,213.09 DR
31/07/2022	Interest received		80.53		133,293.62 DR
04/08/2022	Transfer to acc 2810		44,000.00		177,293.62 DR
06/08/2022	Sue Read pension			5,000.00	172,293.62 DR
31/08/2022	Interest received		136.76		172,430.38 DR
02/09/2022	Tfr to NABtrade			10,000.00	162,430.38 DR
30/09/2022	Interest received		151.58		162,581.96 DR
15/10/2022	Tfr to acc 2810		2,500.00		165,081.96 DR
18/10/2022	Tfr to Nab trade acc			20,000.00	145,081.96 DR
31/10/2022	Credit interest received		171.83		145,253.79 DR
01/11/2022	Ray Pension			35,840.00	109,413.79 DR
01/11/2022	Sue pension			4,460.00	104,953.79 DR
30/11/2022	Credit interest		122.50		105,076.29 DR
15/12/2022	Tfr to acc 2810		26,400.00		131,476.29 DR
20/12/2022	Tfr to acc 2810		27,900.00		159,376.29 DR
31/12/2022	interest received		170.36		159,546.65 DR
31/01/2023	interest received		216.81		159,763.46 DR
28/02/2023	credit interest		210.32		159,973.78 DR
31/03/2023	Interest received		261.88		160,235.66 DR
06/04/2023	Tfr to acc 2810		3,700.00		163,935.66 DR
30/04/2023	Interest received		268.47		164,204.13 DR
31/05/2023	Interest received		288.37		164,492.50 DR
30/06/2023	Interest received		294.73		164,787.23 DR
			112,634.14	75,300.00	164,787.23 DR
NABtrade bank account (NAB305253526)					
01/07/2022	Opening Balance				2.55 DR
02/09/2022	Tfr to NABtrade		10,000.00		10,002.55 DR
07/09/2022	Tfr from NABtrade account			166.60	9,835.95 DR
09/09/2022	Buy SOUTH32 shares			9,835.95	0.00 DR
30/09/2022	Interest received		0.28		0.28 DR
18/10/2022	Tfr to Nab trade acc		20,000.00		20,000.28 DR
24/10/2022	Buy BHP shares			19,976.15	24.13 DR
31/10/2022	Credit interest received		0.84		24.97 DR
07/11/2022	Sell Cirrus Networks shares		1,691.68		1,716.65 DR
08/11/2022	Sell Cirrus Networks shares		835.14		2,551.79 DR
08/11/2022	Buy South32 shares			2,526.62	25.17 DR
30/11/2022	Credit interest		0.01		25.18 DR

Areaco Superannuation Fund

General Ledger

As at 30 June 2023

Transaction Date	Description	Units	Debit	Credit	Balance \$
17/01/2023	Tfr from NABtrade acc			25.18	0.00 DR
31/01/2023	Sell Suncorp shares		125,961.29		125,961.29 DR
31/01/2023	Buy BOQ shares			125,958.40	2.89 DR
02/06/2023	Sell BHP shares		51,411.38		51,414.27 DR
07/06/2023	Purchase BOQ shares			51,395.47	18.80 DR
30/06/2023	Interest received		1.05		19.85 DR
			209,901.67	209,884.37	19.85 DR

Sundry Debtors (68000)

Sundry Debtors (68000)

01/07/2022	Opening Balance				165.00 DR
27/07/2022	Auditshield refund			165.00	0.00 DR
				165.00	0.00 DR

Shares in Listed Companies (Australian) (77600)

Australia And New Zealand Banking Group Limited (ANZ.AX)

01/07/2022	Opening Balance	15,250.00			335,957.50 DR
26/07/2022	ANZ share purchase - rights entitlement	1,017.00	19,221.30		355,178.80 DR
31/08/2022	Revaluation - 30/08/2022 @ \$22.570000 (System Price) - 16,267.000000 Units on hand		11,967.39		367,146.19 DR
31/12/2022	Revaluation - 20/12/2022 @ \$23.790000 (System Price) - 16,267.000000 Units on hand		19,845.74		386,991.93 DR
31/01/2023	Revaluation - 30/01/2023 @ \$25.030000 (System Price) - 16,267.000000 Units on hand		20,171.08		407,163.01 DR
28/02/2023	Revaluation - 27/02/2023 @ \$24.830000 (System Price) - 16,267.000000 Units on hand			3,253.40	403,909.61 DR
31/03/2023	Revaluation - 30/03/2023 @ \$22.870000 (System Price) - 16,267.000000 Units on hand			31,883.32	372,026.29 DR
30/04/2023	Revaluation - 28/04/2023 @ \$24.350000 (System Price) - 16,267.000000 Units on hand		24,075.16		396,101.45 DR
31/05/2023	Revaluation - 30/05/2023 @ \$23.410000 (System Price) - 16,267.000000 Units on hand			15,290.98	380,810.47 DR
30/06/2023	Revaluation - 30/06/2023 @ \$23.710000 (System Price) - 16,267.000000 Units on hand		4,880.10		385,690.57 DR
		16,267.00	100,160.77	50,427.70	385,690.57 DR

Bendigo And Adelaide Bank Limited (BEN.AX)

01/07/2022	Opening Balance	5,000.00			45,350.00 DR
31/08/2022	Revaluation - 30/08/2022 @ \$8.950000 (System Price) - 5,000.000000 Units on hand			600.00	44,750.00 DR
31/12/2022	Revaluation - 30/12/2022 @ \$9.810000 (System Price) - 5,000.000000 Units on hand		4,300.00		49,050.00 DR
31/01/2023	Revaluation - 30/01/2023 @ \$10.120000 (System Price) - 5,000.000000 Units on hand		1,550.00		50,600.00 DR
28/02/2023	Revaluation - 27/02/2023 @ \$9.780000 (System Price) - 5,000.000000 Units on hand			1,700.00	48,900.00 DR
31/03/2023	Revaluation - 30/03/2023 @ \$8.700000 (System Price) - 5,000.000000 Units on hand			5,400.00	43,500.00 DR
30/04/2023	Revaluation - 28/04/2023 @ \$8.640000 (System Price) - 5,000.000000 Units on hand			300.00	43,200.00 DR

Areaco Superannuation Fund

General Ledger

As at 30 June 2023

Transaction Date	Description	Units	Debit	Credit	Balance \$
	hand				
31/05/2023	Revaluation - 30/05/2023 @ \$8.770000 (System Price) - 5,000.000000 Units on hand		650.00		43,850.00 DR
30/06/2023	Revaluation - 30/06/2023 @ \$8.590000 (System Price) - 5,000.000000 Units on hand			900.00	42,950.00 DR
		5,000.00	6,500.00	8,900.00	42,950.00 DR
BHP Group Limited (BHP.AX)					
01/07/2022	Opening Balance	720.00			29,700.00 DR
31/08/2022	Revaluation - 30/08/2022 @ \$41.750000 (System Price) - 720.000000 Units on hand		360.00		30,060.00 DR
24/10/2022	Buy BHP shares	517.00	19,976.15		50,036.15 DR
31/12/2022	Revaluation - 30/12/2022 @ \$45.630000 (System Price) - 1,237.000000 Units on hand		6,408.16		56,444.31 DR
31/01/2023	Revaluation - 30/01/2023 @ \$49.230000 (System Price) - 1,237.000000 Units on hand		4,453.20		60,897.51 DR
28/02/2023	Revaluation - 27/02/2023 @ \$44.550000 (System Price) - 1,237.000000 Units on hand			5,789.16	55,108.35 DR
31/03/2023	Revaluation - 30/03/2023 @ \$46.080000 (System Price) - 1,237.000000 Units on hand		1,892.61		57,000.96 DR
30/04/2023	Revaluation - 28/04/2023 @ \$44.400000 (System Price) - 1,237.000000 Units on hand			2,078.16	54,922.80 DR
31/05/2023	Revaluation - 30/05/2023 @ \$43.490000 (System Price) - 1,237.000000 Units on hand			1,125.67	53,797.13 DR
02/06/2023	Sell BHP shares	(1,200.00)		52,063.35	1,733.78 DR
02/06/2023	Unrealised Gain writeback as at 02/06/2023			295.05	1,438.73 DR
30/06/2023	Revaluation - 30/06/2023 @ \$44.990000 (System Price) - 37.000000 Units on hand		225.90		1,664.63 DR
		37.00	33,316.02	61,351.39	1,664.63 DR
Bank Of Queensland Limited. (BOQ.AX)					
01/07/2022	Opening Balance	5,142.00			34,297.14 DR
31/08/2022	Revaluation - 30/08/2022 @ \$6.960000 (System Price) - 5,142.000000 Units on hand		1,491.18		35,788.32 DR
31/12/2022	Revaluation - 30/12/2022 @ \$6.900000 (System Price) - 5,142.000000 Units on hand			308.52	35,479.80 DR
31/01/2023	Revaluation - 30/01/2023 @ \$7.010000 (System Price) - 5,142.000000 Units on hand		565.62		36,045.42 DR
31/01/2023	Buy BOQ shares	18,000.00	125,958.40		162,003.82 DR
28/02/2023	Revaluation - 27/02/2023 @ \$7.080000 (System Price) - 23,142.000000 Units on hand		1,841.54		163,845.36 DR
31/03/2023	Revaluation - 30/03/2023 @ \$6.510000 (System Price) - 23,142.000000 Units on hand			13,190.94	150,654.42 DR
30/04/2023	Revaluation - 28/04/2023 @ \$5.800000 (System Price) - 23,142.000000 Units on hand			16,430.82	134,223.60 DR
31/05/2023	Revaluation - 30/05/2023 @ \$5.780000 (System Price) - 23,142.000000 Units on hand			462.84	133,760.76 DR
07/06/2023	Purchase BOQ shares	9,420.00	51,395.47		185,156.23 DR
30/06/2023	Revaluation - 30/06/2023 @ \$5.490000			6,390.85	178,765.38 DR

Areaco Superannuation Fund

General Ledger

As at 30 June 2023

Transaction Date	Description	Units	Debit	Credit	Balance \$
	(System Price) - 32,562.000000 Units on hand				
		32,562.00	181,252.21	36,783.97	178,765.38 DR
<u>Cirrus Networks Holdings Limited - Ordinary Fully Paid (CNW.AX)</u>					
01/07/2022	Opening Balance	78,125.00			2,031.25 DR
31/08/2022	Revaluation - 30/08/2022 @ \$0.032000 (System Price) - 78,125.000000 Units on hand		468.75		2,500.00 DR
07/11/2022	Sell Cirrus Networks shares	(51,716.00)		9,220.84	6,720.84 CR
07/11/2022	Unrealised Gain writeback as at 07/11/2022		6,031.65		689.19 CR
08/11/2022	Sell Cirrus Networks shares	(26,409.00)		2,390.90	3,080.09 CR
08/11/2022	Unrealised Gain writeback as at 08/11/2022		3,080.09		0.00 DR
		0.00	9,580.49	11,611.74	0.00 DR
<u>National Australia Bank Limited (NAB.AX)</u>					
01/07/2022	Opening Balance	15,300.00			419,067.00 DR
31/08/2022	Revaluation - 30/08/2022 @ \$29.990000 (System Price) - 15,300.000000 Units on hand		39,780.00		458,847.00 DR
31/12/2022	Revaluation - 30/12/2022 @ \$30.060000 (System Price) - 15,300.000000 Units on hand		1,071.00		459,918.00 DR
31/01/2023	Revaluation - 30/01/2023 @ \$31.830000 (System Price) - 15,300.000000 Units on hand		27,081.00		486,999.00 DR
28/02/2023	Revaluation - 27/02/2023 @ \$29.990000 (System Price) - 15,300.000000 Units on hand			28,152.00	458,847.00 DR
31/03/2023	Revaluation - 30/03/2023 @ \$27.670000 (System Price) - 15,300.000000 Units on hand			35,496.00	423,351.00 DR
30/04/2023	Revaluation - 28/04/2023 @ \$28.840000 (System Price) - 15,300.000000 Units on hand		17,901.00		441,252.00 DR
31/05/2023	Revaluation - 30/05/2023 @ \$26.520000 (System Price) - 15,300.000000 Units on hand			35,496.00	405,756.00 DR
30/06/2023	Revaluation - 30/06/2023 @ \$26.370000 (System Price) - 15,300.000000 Units on hand			2,295.00	403,461.00 DR
		15,300.00	85,833.00	101,439.00	403,461.00 DR
<u>South32 Limited (S32.AX)</u>					
09/09/2022	Buy SOUTH32 shares	2,400.00	9,835.95		9,835.95 DR
08/11/2022	Buy South32 shares	677.00	2,526.62		12,362.57 DR
31/12/2022	Revaluation - 30/12/2022 @ \$4.000000 (System Price) - 3,077.000000 Units on hand			54.57	12,308.00 DR
31/01/2023	Revaluation - 30/01/2023 @ \$4.670000 (System Price) - 3,077.000000 Units on hand		2,061.59		14,369.59 DR
28/02/2023	Revaluation - 27/02/2023 @ \$4.290000 (System Price) - 3,077.000000 Units on hand			1,169.26	13,200.33 DR
31/03/2023	Revaluation - 30/03/2023 @ \$4.320000 (System Price) - 3,077.000000 Units on hand		92.31		13,292.64 DR
30/04/2023	Revaluation - 28/04/2023 @ \$4.240000 (System Price) - 3,077.000000 Units on hand			246.16	13,046.48 DR
31/05/2023	Revaluation - 30/05/2023 @ \$3.990000 (System Price) - 3,077.000000 Units on hand			769.25	12,277.23 DR
30/06/2023	Revaluation - 30/06/2023 @ \$3.760000			707.71	11,569.52 DR

Areaco Superannuation Fund

General Ledger

As at 30 June 2023

Transaction Date	Description	Units	Debit	Credit	Balance \$
	(System Price) - 3,077.000000 Units on hand				
		3,077.00	14,516.47	2,946.95	11,569.52 DR
<u>Super Retail Group Limited (SUL.AX)</u>					
01/07/2022	Opening Balance	2,969.00			25,206.81 DR
31/08/2022	Revaluation - 30/08/2022 @ \$10.370000 (System Price) - 2,969.000000 Units on hand		5,581.72		30,788.53 DR
31/12/2022	Revaluation - 30/12/2022 @ \$10.710000 (System Price) - 2,969.000000 Units on hand		1,009.46		31,797.99 DR
31/01/2023	Revaluation - 30/01/2023 @ \$12.690000 (System Price) - 2,969.000000 Units on hand		5,878.62		37,676.61 DR
28/02/2023	Revaluation - 27/02/2023 @ \$13.270000 (System Price) - 2,969.000000 Units on hand		1,722.02		39,398.63 DR
31/03/2023	Revaluation - 30/03/2023 @ \$12.330000 (System Price) - 2,969.000000 Units on hand			2,790.86	36,607.77 DR
30/04/2023	Revaluation - 28/04/2023 @ \$13.510000 (System Price) - 2,969.000000 Units on hand		3,503.42		40,111.19 DR
31/05/2023	Revaluation - 30/05/2023 @ \$11.600000 (System Price) - 2,969.000000 Units on hand			5,670.79	34,440.40 DR
30/06/2023	Revaluation - 30/06/2023 @ \$11.430000 (System Price) - 2,969.000000 Units on hand			504.73	33,935.67 DR
		2,969.00	17,695.24	8,966.38	33,935.67 DR
<u>Suncorp Group Limited (SUN.AX)</u>					
01/07/2022	Opening Balance	10,000.00			109,800.00 DR
31/08/2022	Revaluation - 30/08/2022 @ \$10.870000 (System Price) - 10,000.000000 Units on hand			1,100.00	108,700.00 DR
31/12/2022	Revaluation - 30/12/2022 @ \$12.040000 (System Price) - 10,000.000000 Units on hand		11,700.00		120,400.00 DR
31/01/2023	Revaluation - 30/01/2023 @ \$12.560000 (System Price) - 10,000.000000 Units on hand		5,200.00		125,600.00 DR
31/01/2023	Sell Suncorp shares	(10,000.00)		108,118.80	17,481.20 DR
31/01/2023	Unrealised Gain writeback as at 31/01/2023			17,481.20	0.00 DR
		0.00	16,900.00	126,700.00	0.00 DR
<u>Westpac Banking Corporation (WBC.AX)</u>					
01/07/2022	Opening Balance	43,550.00			849,225.00 DR
31/08/2022	Revaluation - 30/08/2022 @ \$21.280000 (System Price) - 43,550.000000 Units on hand		77,519.00		926,744.00 DR
31/12/2022	Revaluation - 30/12/2022 @ \$23.350000 (System Price) - 43,550.000000 Units on hand		90,148.50		1,016,892.50 DR
31/01/2023	Revaluation - 30/01/2023 @ \$23.750000 (System Price) - 43,550.000000 Units on hand		17,420.00		1,034,312.50 DR
28/02/2023	Revaluation - 27/02/2023 @ \$22.730000 (System Price) - 43,550.000000 Units on hand			44,421.00	989,891.50 DR
31/03/2023	Revaluation - 30/03/2023 @ \$21.690000 (System Price) - 43,550.000000 Units on hand			45,292.00	944,599.50 DR
30/04/2023	Revaluation - 28/04/2023 @ \$22.470000 (System Price) - 43,550.000000 Units on hand		33,969.00		978,568.50 DR

Areaco Superannuation Fund

General Ledger

As at 30 June 2023

Transaction Date	Description	Units	Debit	Credit	Balance \$
31/05/2023	Revaluation - 30/05/2023 @ \$21.110000 (System Price) - 43,550.000000 Units on hand			59,228.00	919,340.50 DR
30/06/2023	Revaluation - 30/06/2023 @ \$21.340000 (System Price) - 43,550.000000 Units on hand		10,016.50		929,357.00 DR
		43,550.00	229,073.00	148,941.00	929,357.00 DR
<u>Woodside Energy Group Ltd (WDS.AX)</u>					
01/07/2022	Opening Balance	130.00			4,139.20 DR
31/08/2022	Revaluation - 30/08/2022 @ \$35.870000 (System Price) - 130.000000 Units on hand		523.90		4,663.10 DR
31/12/2022	Revaluation - 30/12/2022 @ \$35.440000 (System Price) - 130.000000 Units on hand			55.90	4,607.20 DR
31/01/2023	Revaluation - 30/01/2023 @ \$36.300000 (System Price) - 130.000000 Units on hand		111.80		4,719.00 DR
28/02/2023	Revaluation - 27/02/2023 @ \$35.130000 (System Price) - 130.000000 Units on hand			152.10	4,566.90 DR
31/03/2023	Revaluation - 30/03/2023 @ \$33.840000 (System Price) - 130.000000 Units on hand			167.70	4,399.20 DR
30/04/2023	Revaluation - 28/04/2023 @ \$33.680000 (System Price) - 130.000000 Units on hand			20.80	4,378.40 DR
31/05/2023	Revaluation - 30/05/2023 @ \$35.100000 (System Price) - 130.000000 Units on hand		184.60		4,563.00 DR
30/06/2023	Revaluation - 30/06/2023 @ \$34.440000 (System Price) - 130.000000 Units on hand			85.80	4,477.20 DR
		130.00	820.30	482.30	4,477.20 DR
<u>Shares in Listed Companies (Overseas) (77700)</u>					
<u>Carnival Corporation (CCL.NYE)</u>					
01/07/2022	Opening Balance	300.00			3,766.86 DR
31/08/2022	Revaluation - 29/08/2022 @ \$14.333600 (System Price) - 300.000000 Units on hand		533.22		4,300.08 DR
31/12/2022	Revaluation - 29/12/2022 @ \$11.968600 (System Price) - 300.000000 Units on hand			709.50	3,590.58 DR
31/01/2023	Revaluation - 27/01/2023 @ \$15.505800 (System Price) - 300.000000 Units on hand		1,061.16		4,651.74 DR
28/02/2023	Revaluation - 24/02/2023 @ \$15.541500 (System Price) - 300.000000 Units on hand		10.71		4,662.45 DR
31/03/2023	Revaluation - 29/03/2023 @ \$14.754600 (System Price) - 300.000000 Units on hand			236.07	4,426.38 DR
30/04/2023	Revaluation - 28/04/2023 @ \$13.933400 (System Price) - 300.000000 Units on hand			246.36	4,180.02 DR
31/05/2023	Revaluation - 26/05/2023 @ \$17.313900 (System Price) - 300.000000 Units on hand		1,014.15		5,194.17 DR
30/06/2023	Revaluation - 30/06/2023 @ \$28.401200 (System Price) - 300.000000 Units on hand		3,326.19		8,520.36 DR
		300.00	5,945.43	1,191.93	8,520.36 DR
<u>GST Payable/Refundable (84000)</u>					
GST Payable/Refundable (84000)					

Areaco Superannuation Fund

General Ledger

As at 30 June 2023

Transaction Date	Description	Units	Debit	Credit	Balance \$
01/07/2022	Opening Balance				1,208.92 DR
18/08/2022	2022 GST refund - 8 cents rounding to interest received			1,208.92	0.00 DR
				1,208.92	0.00 DR
Income Tax Payable/Refundable (85000)					
<u>Income Tax Payable/Refundable (85000)</u>					
01/07/2022	Opening Balance				29,975.80 DR
01/08/2022	2022 tax refund			29,975.80	0.00 DR
30/06/2023	Create Entries - Franking Credits Adjustment - 30/06/2023		61,408.99		61,408.99 DR
			61,408.99	29,975.80	61,408.99 DR
Total Debits:			2,768,870.83		
Total Credits:				2,768,870.83	

Areaco Superannuation Fund

Statement of Financial Position

As at 30 June 2023

	Note	2023 \$	2022 \$
Assets			
Investments			
Shares in Listed Companies (Australian)	2	1,991,870.97	1,854,773.90
Shares in Listed Companies (Overseas)	3	8,520.36	3,766.86
Total Investments		<u>2,000,391.33</u>	<u>1,858,540.76</u>
Other Assets			
Sundry Debtors		0.00	165.00
Suncorp A/C 039372318		36,128.61	139.64
Suncorp Business Saver A/C084472810		164,787.23	127,453.09
NABtrade bank account		19.85	2.55
GST Refundable		0.00	1,208.92
Income Tax Refundable		61,408.99	29,975.80
Total Other Assets		<u>262,344.68</u>	<u>158,945.00</u>
Total Assets		<u>2,262,736.01</u>	<u>2,017,485.76</u>
Net assets available to pay benefits		<u>2,262,736.01</u>	<u>2,017,485.76</u>
Represented by:			
Liability for accrued benefits allocated to members' accounts			
	5, 6		
Read, Raymond William - Pension (Pension 1)		1,193,650.82	1,064,157.03
Read, Raymond William - Pension (Pension 2)		643,676.69	573,902.36
Read, Suzanne Maree - Pension (Pension 2)		425,408.50	379,426.37
Total Liability for accrued benefits allocated to members' accounts		<u>2,262,736.01</u>	<u>2,017,485.76</u>

The accompanying notes form part of these financial statements.

Refer to compilation report

Areaco Superannuation Fund

Operating Statement

For the year ended 30 June 2023

	Note	2023	2022
		\$	\$
Income			
Investment Income			
Dividends Received	8	143,287.69	69,943.54
Interest Received		2,376.32	165.39
Property Income	9	0.00	4,808.72
Investment Gains			
Changes in Market Values	10	92,836.17	(25,061.30)
Other Income			
Interest Received ATO		0.08	0.00
Total Income		<u>238,500.26</u>	<u>49,856.35</u>
Expenses			
Accountancy Fees		3,465.00	3,300.00
ATO Supervisory Levy		259.00	259.00
Auditor's Remuneration		385.00	385.00
Bank Charges		0.00	35.00
Property Expenses - Agents Management Fees		0.00	7,467.89
Property Expenses - Council Rates & Taxes		0.00	2,218.79
Property Expenses - Strata Levy Fees		0.00	9,435.17
Property Expenses - Water Rates		0.00	977.64
		<u>4,109.00</u>	<u>24,078.49</u>
Member Payments			
Pensions Paid		50,550.00	50,300.00
Total Expenses		<u>54,659.00</u>	<u>74,378.49</u>
Benefits accrued as a result of operations before income tax			
		<u>183,841.26</u>	<u>(24,522.14)</u>
Income Tax Expense	11	(61,408.99)	(29,975.80)
Benefits accrued as a result of operations		<u>245,250.25</u>	<u>5,453.66</u>

The accompanying notes form part of these financial statements.

Refer to compilation report

Areaco Superannuation Fund

Fund Summary Report

As at 30/06/2023

- Variable does not exist	
Error - «item_RelationShips.RelationShipType» - Variable does not exist	Error - «item_RelationShips.RelationShipTypeContact» - Variable does not exist
Error - «item_RelationShips.RelationShipType» - Variable does not exist	Error - «item_RelationShips.RelationShipTypeContact» - Variable does not exist
Error - «item_RelationShips.RelationShipType» - Variable does not exist	Error - «item_RelationShips.RelationShipTypeContact» - Variable does not exist

Cannot generate Distribution Reconciliation report. ERROR - There is no data. Distribution Reconciliation Report cannot be displayed.

Cannot generate Depreciation Schedule report. ERROR - There is no data. Depreciation Schedule Report cannot be displayed.

Cannot generate Contributions Summary report. ERROR - There is no data. Contributions Summary Report cannot be displayed.