



Vanguard®

Level 34  
Freshwater Place  
2 Southbank Boulevard  
Southbank, VIC 3006  
Australia

Phone: +61 3 8888 3888  
Fax: +61 1300 765 712

vanguard.com.au

PROF DAVID LESLIE PATERSON  
ATF PATERSON SUPER FUND  
PO BOX 615  
BULIMBA QLD 4171

## VANGUARD® INDEX AUSTRALIAN SHARES FUND AMMA TAX STATEMENT - Year Ended 30 June 2018

Investor number: V00523629  
TFN status: Supplied  
Investor name: FRICK PARK SUPER PTY LTD ATF PATERSON SUPER FUND

---

### Part A - Summary of 2018 Tax Return (Supplementary Section) Items

The following tax return items are valid for Australian resident individual unitholders only.

	Tax Attribution Amount	Tax Return Label
Share of net income from trusts, less net capital gains, foreign income and franked distributions	\$1,140.32	13U
Other deductions relating to non-primary production income	\$0.00	13Y
Franked distributions from trusts	\$7,252.94	13C
Share of franking credits from franked dividends	\$2,524.28	13Q
Share of credit for TFN amounts withheld	\$0.00	13R
Share of credit for tax paid by trustee	\$0.00	13S
Net capital gain	\$3,554.87	18A
Total current year capital gains	\$7,109.26	18H
Assessable foreign source income	\$150.99	20E
Australian franking credits from a New Zealand company	\$0.00	20F
Other net foreign source income	\$150.99	20M
Foreign income tax offset	\$8.91	20O*
Management fee rebate	\$256.85	24V

\* If your total foreign income tax offsets from all sources for the year is \$1,000 or less then you can claim this amount in full. Otherwise, you will need to refer to the ATO publication "Guide to foreign income tax offsets" (NAT 72923) to work out your entitlement.

**This statement should be read in conjunction with the Vanguard Tax Statement Guide.  
If you have any doubt about your specific tax circumstances, you should seek professional advice.**



Investor Number: V00523629

**VANGUARD® INDEX AUSTRALIAN SHARES FUND  
AMMA TAX STATEMENT - Year Ended 30 June 2018**

**Part B - Components of Attribution**

	Cash Distribution	Tax Paid / Offset	Tax Attribution
<u>Australian Income</u>			
Unfranked distributions	\$264.31		\$243.87
Unfranked CFI distributions	\$135.76		\$423.88
Interest - subject to non resident WHT	\$15.44		\$131.29
Interest - not subject to non resident WHT	\$0.00		\$0.00
Other income	\$85.98		\$341.28
<b>Non-Primary Production Income</b>	<b>\$501.49</b>		<b>✓ \$1,140.32</b>
<b>Franked Distributions</b>	<b>\$3,270.95</b>	<b>\$2,524.28</b>	<b>✓ \$7,252.94</b>
<u>Capital Gains</u>			
Discount capital gain TAP	\$0.00		✓ \$26.18
Discount capital gain NTAP	\$0.00		✓ \$3,528.21
Capital gains - other method TAP	\$0.00		\$0.00
Capital gains - other method NTAP	\$0.00		✓ \$0.48
<b>Net Capital Gain</b>	<b>\$0.00</b>		<b>\$3,554.87</b>
AMIT CGT gross up amount			✓ \$3,554.39
Other capital gains distribution	\$0.00		
<b>Total Current Year Capital Gains</b>	<b>\$0.00</b>		<b>✓ \$7,109.26</b>
<u>Foreign Income</u>			
<b>Assessable Foreign Source Income</b>	<b>\$83.60</b>	✓ <b>\$8.91</b>	✓ <b>\$150.99</b>
<u>Other Non-assessable Amounts</u>			
Non-assessable non-exempt amount	\$0.00		\$0.00
Net exempt income	\$0.00		
Other non-attributable amounts	\$8,727.45		
<b>Gross Amount</b>	<b>\$12,583.49</b>		<b>\$15,653.51</b>
AMIT cost base net amount			
- excess (Reduce cost base)			\$0.00
- shortfall (Increase cost base)			\$536.83
Less TFN amounts withheld	\$0.00		
Less non-resident withholding tax			
- interest / dividend amounts withheld	\$0.00		
- fund payment amounts withheld	\$0.00		
Less other expenses	\$0.00		
Add management fee rebate	\$256.85		
<b>Net cash distribution</b>	<b>✓ \$12,840.34</b>		

If you are a complying Superannuation Fund, your net capital gain is \$4,739.67  
 If you are a company or a non complying Superannuation Fund, your net capital gain is \$7,109.26

If you have any queries regarding your AMMA statement please contact Vanguard Client Services on 1300 655 101 Mon-Fri 8am to 6pm.



**Vanguard**<sup>®</sup>

VANGUARD<sup>®</sup> INVESTOR FUNDS  
TRANSACTION STATEMENT  
For the period 1 July 2017 to 1 October 2017

Level 34  
Freshwater Place  
2 Southbank Boulevard  
Southbank, VIC 3006  
Australia

Phone: +61 3 8888 3888  
Fax: +61 1300 765 712

vanguard.com.au

PROF DAVID LESLIE PATERSON  
ATF PATERSON SUPER FUND  
PO BOX 615  
BULIMBA QLD 4171

**YOUR DETAILS**

Investor Number: V00523629  
Investor Name: FRICK PARK SUPER PTY LTD ATF PATERSON SUPER FUND  
TFN Status: Supplied  
Distribution: Reinvest

**YOUR INVESTMENT AT A GLANCE**  
**YOUR OPENING INVESTMENT VALUATION AS AT 01 JULY 2017**

Fund	Units	Unit Price	Value*
Vanguard Index Australian Shares Fund	92,684.01	\$1.9248	\$178,398.18
<b>Total Investment Value</b>			<b>\$178,398.18</b>

\* This value includes any reinvested distributions but excludes market movement, transaction costs and any transactions on the first day of the period.

**YOUR CLOSING INVESTMENT VALUATION AS AT 01 OCTOBER 2017**

Fund	Units	Unit Price	Value*
Vanguard Index Australian Shares Fund	92,696.85	\$1.9377	\$179,618.69
<b>Total Investment Value</b>			<b>\$179,618.69</b>

\* This value includes any reinvested distributions but excludes market movement, transaction costs and any transactions on the first day of the period.

**YOUR VANGUARD PORTFOLIO'S ASSET ALLOCATION AS AT 01 OCTOBER 2017**



■ Australian Shares 100.00%

The above information is based on the target asset allocations for each of the Vanguard funds you invest in and does not take into account any differences between the actual asset allocation of a fund and its target.



**YOUR TRANSACTION DETAILS**

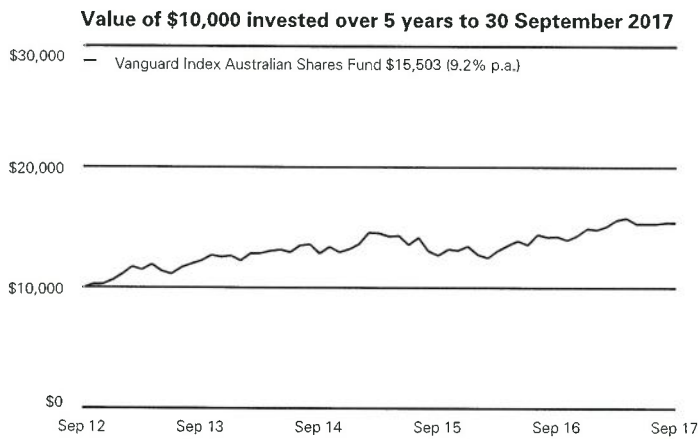
**Vanguard Index Australian Shares Fund**

Effective Date	Transaction Type	Amount	Unit Price	Units	Unit Balance
1 July 2017	Opening Unitholding				92,684.01
13 July 2017	Management Fee Rebate	\$24.81	\$1.9312	12.84	92,696.85
1 October 2017	Closing Unitholding				92,696.85

Your investment return for period 1 Jul 17 to 1 Oct 17 <sup>1</sup> \$1,195.70

Directly charged management costs for period 1 Jul 17 to 1 Oct 17	Nil
Indirect costs of your investment for period 1 Jul 17 to 1 Oct 17 <sup>2</sup>	\$338.92
Total fees you paid for period 1 Jul 17 to 1 Oct 17 <sup>3</sup>	\$338.92
Less accrued rebate amount of <sup>4</sup>	\$111.44
<b>Adjusted total fee you paid <sup>5</sup></b>	<b>\$227.48</b>

**YOUR FUND'S LONG TERM PERFORMANCE**



This graph does not relate to your investment. It shows the growth of \$10,000 invested in our funds over 5 years based on actual historical returns, assuming all distributions are reinvested and after taking into account fees. Past performance is not an indicator of future performance.

Only funds with at least 5 years worth of performance data are shown here.



## **YOUR FEES AND INVESTMENT RETURNS EXPLAINED**

### **1 Your investment return**

This represents market movement and any distributions you have received for this period.

Fund performance information is detailed in the Helm™ newsletter. This may differ from your personalised investment return.

### **2 Indirect costs of your investment**

This approximate amount has been deducted from your investment and includes amounts that have reduced the return on your investment but are not charged directly to you as a fee.

### **3 Total fees you paid**

This approximate amount includes all the fees and costs which affected your investment during the period. These are fees we deducted from the fund.

### **4 Accrued rebate amount**

The amount shown as 'Total fees you paid' was calculated using the standard management cost rate set out in our Product Disclosure Statement and is the approximate amount we deducted from the fund during the period in respect of your investment. You will be entitled to a rebate if your account balance, within a fund, is greater than \$50,000. Please refer to the current Product Disclosure Statement for more information. Rebates are paid in a subsequent period as additional units and have been shown here so that you can see the rebate you will be entitled to.

### **5 Adjusted total fee you paid**

This is the total fee you paid after taking into account any rebate you will be entitled to receive in a subsequent period.

## **ADDITIONAL EXPLANATION OF FEES AND COSTS**

### **Tax**

In calculating the taxable income of our funds, available tax deductions are taken into account. This means that the after-tax costs to you of investing in our funds may be less than the amounts shown above.

## INVESTOR INFORMATION

### USING BPAY® TO EXPAND YOUR INVESTMENT PORTFOLIO

Once you have invested, you can use the convenience and flexibility of BPAY to:

- add to your existing investment with only \$100 (normally \$1,000 by cheque); or
- expand your existing portfolio by investing directly into a new Fund via BPAY without having to complete another application form (\$5,000 minimum).



#### Vanguard's Biller Code

**53009**

#### Your Customer Reference Numbers

Vanguard High Yield Australian Shares Fund	021100523629
Vanguard Index Australian Property Securities Fund	020300523629
Vanguard Index Australian Shares Fund	020100523629
Vanguard Index Diversified Bond Fund	020800523629
Vanguard Index Hedged International Shares Fund	020900523629
Vanguard Index International Shares Fund	020200523629
Vanguard Investor Cash Plus Fund	020700523629
Vanguard LifeStrategy Balanced Fund	021000523629
Vanguard LifeStrategy Conservative Fund	020400523629
Vanguard LifeStrategy Growth Fund	020500523629
Vanguard LifeStrategy High Growth Fund	020600523629

#### Online statements

Your Vanguard statements are now available on Vanguard Online.

To access your online statements make sure you have registered for Vanguard Online. Each quarter, instead of receiving a printed copy, we will send you an email letting you know when your quarterly statement is available to view. Not only will you help us reduce our environmental footprint but you will also receive your online statement up to two weeks earlier than if you receive it by post.

Register for access to Vanguard Online by visiting [vanguard.com.au/login](http://vanguard.com.au/login) and follow the registration instructions.

#### NIL Distribution

Each quarter some funds may have NIL Distribution and you will not receive a distribution statement for these funds. A summary of NIL Distribution funds can be found at [www.vanguard.com.au/NILdistribution](http://www.vanguard.com.au/NILdistribution)

#### Register your bank account details with Vanguard

If you haven't already registered your bank account details with Vanguard you can do so by completing the 'Change of details' form on our website at [vanguard.com.au/ChangeDetailsRetail](http://vanguard.com.au/ChangeDetailsRetail). Registering your banking information allows for completeness of Vanguard's records and other processing efficiencies.

#### DO YOU HAVE A QUESTION ABOUT YOUR STATEMENT?

If you have a question about your statement simply send us a message via Vanguard Online, email us at [clientservices@vanguard.com.au](mailto:clientservices@vanguard.com.au) or call 1300 655 101. One of our Client Services Associates will be happy to help you.



BPAY® registered to BPAY Pty Ltd ACN 079 137 518. 'Vanguard', 'Vanguard Investments', the ship logo, Compass and Helm are trademarks of The Vanguard Group, Inc. © 2011 Vanguard Investments Australia Ltd. All rights reserved.

We have a dispute resolution mechanism for resolving complaints. If you have a complaint or require further information about our products, please contact Client Services on 1300 655 101 or write to our Client Services Manager and we will respond as soon as possible (and always within 45 days). If you are not satisfied with the outcome, you can complain to the Financial Ombudsman Services. Refer to our PDS for further details.



VANGUARD® INVESTOR FUNDS  
TRANSACTION STATEMENT  
For the period 1 October 2017 to 1 January 2018

Level 34  
Freshwater Place  
2 Southbank Boulevard  
Southbank, VIC 3006  
Australia

Phone: +61 3 8888 3888  
Fax: +61 1300 765 712

vanguard.com.au

PROF DAVID LESLIE PATERSON  
ATF PATERSON SUPER FUND  
PO BOX 615  
BULIMBA QLD 4171

#### YOUR DETAILS

Investor Number: V00523629  
Investor Name: FRICK PARK SUPER PTY LTD ATF PATERSON SUPER FUND  
TFN Status: Supplied  
Distribution: Reinvest

#### YOUR INVESTMENT AT A GLANCE YOUR OPENING INVESTMENT VALUATION AS AT 01 OCTOBER 2017

Fund	Units	Unit Price	Value*
Vanguard Index Australian Shares Fund	92,696.85	\$1.9377	\$179,618.69
<b>Total Investment Value</b>			<b>\$179,618.69</b>

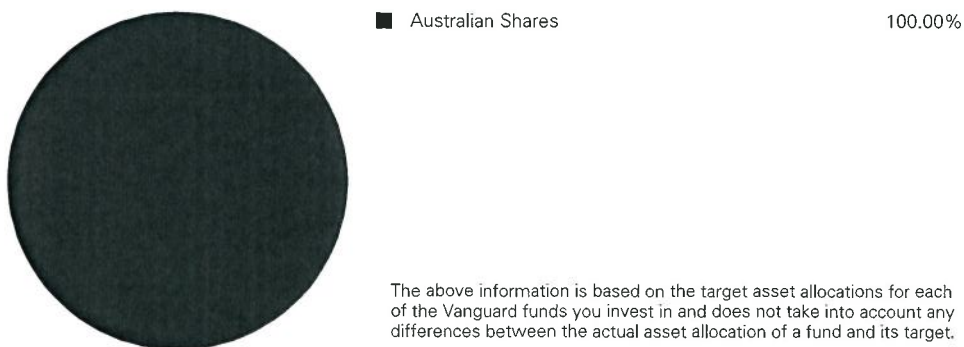
\* This value includes any reinvested distributions but excludes market movement, transaction costs and any transactions on the first day of the period.

#### YOUR CLOSING INVESTMENT VALUATION AS AT 01 JANUARY 2018

Fund	Units	Unit Price	Value*
Vanguard Index Australian Shares Fund	94,585.12	\$2.0421	\$193,152.27
<b>Total Investment Value</b>			<b>\$193,152.27</b>

\* This value includes any reinvested distributions but excludes market movement, transaction costs and any transactions on the first day of the period.

#### YOUR VANGUARD PORTFOLIO'S ASSET ALLOCATION AS AT 01 JANUARY 2018







**YOUR TRANSACTION DETAILS**

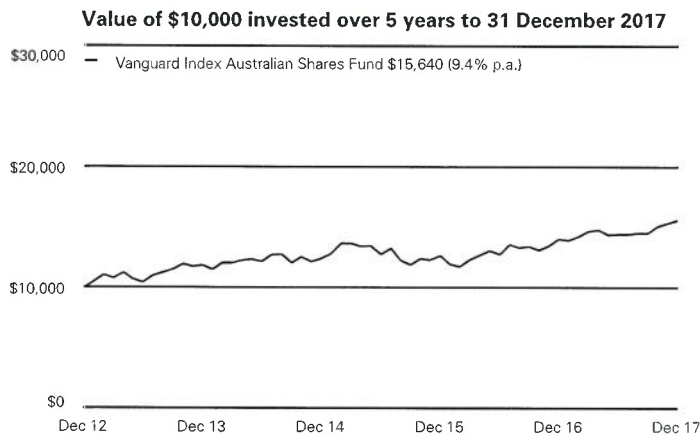
**Vanguard Index Australian Shares Fund**

Effective Date	Transaction Type	Amount	Unit Price	Units	Unit Balance
1 October 2017	Opening Unitholding				92,696.85
1 January 2018	Distribution Reinvested	\$3,856.04	\$2.0421	1,888.27	92,696.85
1 January 2018	Closing Unitholding				94,585.12

Your investment return for period 1 Oct 17 to 1 Jan 18<sup>1</sup> \$13,533.58

Directly charged management costs for period 1 Oct 17 to 1 Jan 18	Nil
Indirect costs of your investment for period 1 Oct 17 to 1 Jan 18 <sup>2</sup>	\$356.13
Total fees you paid for period 1 Oct 17 to 1 Jan 18 <sup>3</sup>	\$356.13
Less accrued rebate amount of <sup>4</sup>	\$120.62
<b>Adjusted total fee you paid<sup>5</sup></b>	<b>\$235.51</b>

**YOUR FUND'S LONG TERM PERFORMANCE**



This graph does not relate to your investment. It shows the growth of \$10,000 invested in our funds over 5 years based on actual historical returns, assuming all distributions are reinvested and after taking into account fees. Past performance is not an indicator of future performance.

Only funds with at least 5 years worth of performance data are shown here.



## **YOUR FEES AND INVESTMENT RETURNS EXPLAINED**

### **1 Your investment return**

This represents market movement and any distributions you have received for this period.

Fund performance information is detailed in the Helm™ newsletter. This may differ from your personalised investment return.

### **2 Indirect costs of your investment**

This approximate amount has been deducted from your investment and includes amounts that have reduced the return on your investment but are not charged directly to you as a fee.

### **3 Total fees you paid**

This approximate amount includes all the fees and costs which affected your investment during the period. These are fees we deducted from the fund.

### **4 Accrued rebate amount**

The amount shown as 'Total fees you paid' was calculated using the standard management cost rate set out in our Product Disclosure Statement and is the approximate amount we deducted from the fund during the period in respect of your investment. You will be entitled to a rebate if your account balance, within a fund, is greater than \$50,000. Please refer to the current Product Disclosure Statement for more information. Rebates are paid in a subsequent period as additional units and have been shown here so that you can see the rebate you will be entitled to.

### **5 Adjusted total fee you paid**

This is the total fee you paid after taking into account any rebate you will be entitled to receive in a subsequent period.

## **ADDITIONAL EXPLANATION OF FEES AND COSTS**

### **Tax**

In calculating the taxable income of our funds, available tax deductions are taken into account. This means that the after-tax costs to you of investing in our funds may be less than the amounts shown above.

## INVESTOR INFORMATION

### USING BPAY® TO EXPAND YOUR INVESTMENT PORTFOLIO

Once you have invested, you can use the convenience and flexibility of BPAY to:

- add to your existing investment with only \$100 (normally \$1,000 by cheque); or
- expand your existing portfolio by investing directly into a new Fund via BPAY without having to complete another application form (\$5,000 minimum).



#### Vanguard's Biller Code

53009

#### Your Customer Reference Numbers

Vanguard High Yield Australian Shares Fund	021100523629
Vanguard Index Australian Property Securities Fund	020300523629
Vanguard Index Australian Shares Fund	020100523629
Vanguard Index Diversified Bond Fund	020800523629
Vanguard Index Hedged International Shares Fund	020900523629
Vanguard Index International Shares Fund	020200523629
Vanguard Investor Cash Plus Fund	020700523629
Vanguard LifeStrategy Balanced Fund	021000523629
Vanguard LifeStrategy Conservative Fund	020400523629
Vanguard LifeStrategy Growth Fund	020500523629
Vanguard LifeStrategy High Growth Fund	020600523629

#### Online statements

Your Vanguard statements are now available on Vanguard Online.

To access your online statements make sure you have registered for Vanguard Online. Each quarter, instead of receiving a printed copy, we will send you an email letting you know when your quarterly statement is available to view. Not only will you help us reduce our environmental footprint but you will also receive your online statement up to two weeks earlier than if you receive it by post.

Register for access to Vanguard Online by visiting [vanguard.com.au/login](http://vanguard.com.au/login) and follow the registration instructions.

#### NIL Distribution

Each quarter some funds may have NIL Distribution and you will not receive a distribution statement for these funds. A summary of NIL Distribution funds can be found at [www.vanguard.com.au/NILdistribution](http://www.vanguard.com.au/NILdistribution)

#### Register your bank account details with Vanguard

If you haven't already registered your bank account details with Vanguard you can do so by completing the 'Change of details' form on our website at [vanguard.com.au/ChangeDetailsRetail](http://vanguard.com.au/ChangeDetailsRetail). Registering your banking information allows for completeness of Vanguard's records and other processing efficiencies.

#### DO YOU HAVE A QUESTION ABOUT YOUR STATEMENT?

If you have a question about your statement simply send us a message via Vanguard Online, email us at [clientservices@vanguard.com.au](mailto:clientservices@vanguard.com.au) or call 1300 655 101. One of our Client Services Associates will be happy to help you.



BPAY® registered to BPAY Pty Ltd ACN 079 137 518. 'Vanguard', 'Vanguard Investments', the ship logo, Compass and Helm are trademarks of The Vanguard Group, Inc. © 2011 Vanguard Investments Australia Ltd. All rights reserved.

We have a dispute resolution mechanism for resolving complaints. If you have a complaint or require further information about our products, please contact Client Services on 1300 655 101 or write to our Client Services Manager and we will respond as soon as possible (and always within 45 days). If you are not satisfied with the outcome, you can complain to the Financial Ombudsman Services. Refer to our PDS for further details.



**Vanguard**<sup>®</sup>

VANGUARD<sup>®</sup> INVESTOR FUNDS  
TRANSACTION STATEMENT  
For the period 1 January 2018 to 1 April 2018

Level 34  
Freshwater Place  
2 Southbank Boulevard  
Southbank, VIC 3006  
Australia

Phone: +61 3 8888 3888  
Fax: +61 1300 765 712

vanguard.com.au

PROF DAVID LESLIE PATERSON  
ATF PATERSON SUPER FUND  
PO BOX 615  
BULIMBA QLD 4171

**YOUR DETAILS**

Investor Number: V00523629  
Investor Name: FRICK PARK SUPER PTY LTD ATF PATERSON SUPER FUND  
TFN Status: Supplied  
Distribution: Reinvest

**YOUR INVESTMENT AT A GLANCE**  
**YOUR OPENING INVESTMENT VALUATION AS AT 01 JANUARY 2018**

Fund	Units	Unit Price	Value*
Vanguard Index Australian Shares Fund	94,585.12	\$2.0421	\$193,152.27
<b>Total Investment Value</b>			<b>\$193,152.27</b>

\* This value includes any reinvested distributions but excludes market movement, transaction costs and any transactions on the first day of the period.

**YOUR CLOSING INVESTMENT VALUATION AS AT 01 APRIL 2018**

Fund	Units	Unit Price	Value*
Vanguard Index Australian Shares Fund	94,698.62	\$1.9616	\$185,760.81
<b>Total Investment Value</b>			<b>\$185,760.81</b>

\* This value includes any reinvested distributions but excludes market movement, transaction costs and any transactions on the first day of the period.

**YOUR VANGUARD PORTFOLIO'S ASSET ALLOCATION AS AT 01 APRIL 2018**



■ Australian Shares 100.00%

The above information is based on the target asset allocations for each of the Vanguard funds you invest in and does not take into account any differences between the actual asset allocation of a fund and its target.

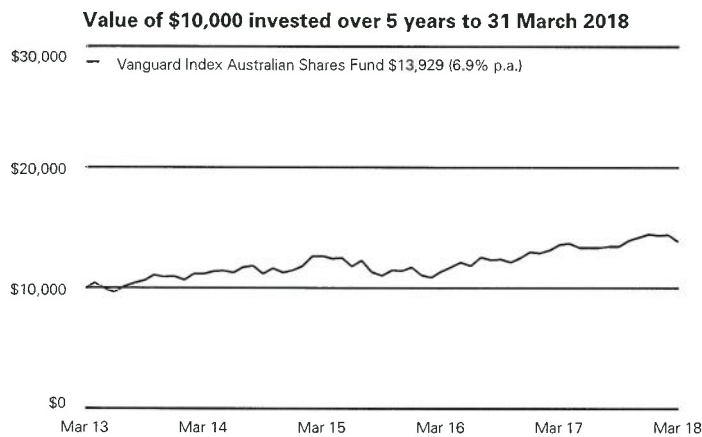


**YOUR TRANSACTION DETAILS**

**Vanguard Index Australian Shares Fund**

Effective Date	Transaction Type	Amount	Unit Price	Units	Unit Balance
1 January 2018	Opening Unitholding				94,585.12
11 January 2018	Management Fee Rebate	\$232.07	\$2.0445	113.50	94,698.62
1 April 2018	Closing Unitholding				94,698.62
<b>Your investment return for period 1 Jan 18 to 1 Apr 18<sup>1</sup></b>					<b>-\$7,623.53</b>
Directly charged management costs for period 1 Jan 18 to 1 Apr 18					Nil
Indirect costs of your investment for period 1 Jan 18 to 1 Apr 18 <sup>2</sup>					\$353.55
Total fees you paid for period 1 Jan 18 to 1 Apr 18 <sup>3</sup>					\$353.55
Less accrued rebate amount of <sup>4</sup>					\$120.75
<b>Adjusted total fee you paid<sup>5</sup></b>					<b>\$232.80</b>

**YOUR FUND'S LONG TERM PERFORMANCE**



This graph does not relate to your investment. It shows the growth of \$10,000 invested in our funds over 5 years based on actual historical returns, assuming all distributions are reinvested and after taking into account fees. Past performance is not an indicator of future performance.

Only funds with at least 5 years worth of performance data are shown here.



## **YOUR FEES AND INVESTMENT RETURNS EXPLAINED**

### **1 Your investment return**

This represents market movement and any distributions you have received for this period.

Fund performance information is detailed in the Helm™ newsletter. This may differ from your personalised investment return.

### **2 Indirect costs of your investment**

This approximate amount has been deducted from your investment and includes amounts that have reduced the return on your investment but are not charged directly to you as a fee.

### **3 Total fees you paid**

This approximate amount includes all the fees and costs which affected your investment during the period. These are fees we deducted from the fund.

### **4 Accrued rebate amount**

The amount shown as 'Total fees you paid' was calculated using the standard management cost rate set out in our Product Disclosure Statement and is the approximate amount we deducted from the fund during the period in respect of your investment. You will be entitled to a rebate if your account balance, within a fund, is greater than \$50,000. Please refer to the current Product Disclosure Statement for more information. Rebates are paid in a subsequent period as additional units and have been shown here so that you can see the rebate you will be entitled to.

### **5 Adjusted total fee you paid**

This is the total fee you paid after taking into account any rebate you will be entitled to receive in a subsequent period.

## **ADDITIONAL EXPLANATION OF FEES AND COSTS**

### **Tax**

In calculating the taxable income of our funds, available tax deductions are taken into account. This means that the after-tax costs to you of investing in our funds may be less than the amounts shown above.

## INVESTOR INFORMATION

### USING BPAY® TO EXPAND YOUR INVESTMENT PORTFOLIO

Once you have invested, you can use the convenience and flexibility of BPAY to:

- add to your existing investment with only \$100 (normally \$1,000 by cheque); or
- expand your existing portfolio by investing directly into a new Fund via BPAY without having to complete another application form (\$5,000 minimum).



#### Vanguard's Biller Code

53009

#### Your Customer Reference Numbers

Vanguard High Yield Australian Shares Fund	021100523629
Vanguard Index Australian Property Securities Fund	020300523629
Vanguard Index Australian Shares Fund	020100523629
Vanguard Index Diversified Bond Fund	020800523629
Vanguard Index Hedged International Shares Fund	020900523629
Vanguard Index International Shares Fund	020200523629
Vanguard Investor Cash Plus Fund	020700523629
Vanguard LifeStrategy Balanced Fund	021000523629
Vanguard LifeStrategy Conservative Fund	020400523629
Vanguard LifeStrategy Growth Fund	020500523629
Vanguard LifeStrategy High Growth Fund	020600523629

#### Online statements

Your Vanguard statements are now available on Vanguard Online.

To access your online statements make sure you have registered for Vanguard Online. Each quarter, instead of receiving a printed copy, we will send you an email letting you know when your quarterly statement is available to view. Not only will you help us reduce our environmental footprint but you will also receive your online statement up to two weeks earlier than if you receive it by post.

Register for access to Vanguard Online by visiting [vanguard.com.au/login](http://vanguard.com.au/login) and follow the registration instructions.

#### NIL Distribution

Each quarter some funds may have NIL Distribution and you will not receive a distribution statement for these funds. A summary of NIL Distribution funds can be found at [www.vanguard.com.au/NILdistribution](http://www.vanguard.com.au/NILdistribution)

#### Register your bank account details with Vanguard

If you haven't already registered your bank account details with Vanguard you can do so by completing the 'Change of details' form on our website at [vanguard.com.au/ChangeDetailsRetail](http://vanguard.com.au/ChangeDetailsRetail). Registering your banking information allows for completeness of Vanguard's records and other processing efficiencies.

#### DO YOU HAVE A QUESTION ABOUT YOUR STATEMENT?

If you have a question about your statement simply send us a message via Vanguard Online, email us at [clientservices@vanguard.com.au](mailto:clientservices@vanguard.com.au) or call 1300 655 101. One of our Client Services Associates will be happy to help you.





BPAY® registered to BPAY Pty Ltd ACN 079 137 518. 'Vanguard', 'Vanguard Investments', the ship logo, Compass and Helm are trademarks of The Vanguard Group, Inc. © 2011 Vanguard Investments Australia Ltd. All rights reserved.

We have a dispute resolution mechanism for resolving complaints. If you have a complaint or require further information about our products, please contact Client Services on 1300 655 101 or write to our Client Services Manager and we will respond as soon as possible (and always within 45 days). If you are not satisfied with the outcome, you can complain to the Financial Ombudsman Services. Refer to our PDS for further details.



**Vanguard**<sup>®</sup>

VANGUARD<sup>®</sup> INVESTOR FUNDS  
TRANSACTION STATEMENT  
For the period 1 April 2018 to 1 July 2018

Level 34  
Freshwater Place  
2 Southbank Boulevard  
Southbank, VIC 3006  
Australia

Phone: +61 3 8888 3888  
Fax: +61 1300 765 712

vanguard.com.au

PROF DAVID LESLIE PATERSON  
ATF PATERSON SUPER FUND  
PO BOX 615  
BULIMBA QLD 4171

**YOUR DETAILS**

Investor Number: V00523629  
Investor Name: FRICK PARK SUPER PTY LTD ATF PATERSON SUPER FUND  
TFN Status: Supplied  
Distribution: Reinvest

**YOUR INVESTMENT AT A GLANCE**  
**YOUR OPENING INVESTMENT VALUATION AS AT 01 APRIL 2018**

Fund	Units	Unit Price	Value*
Vanguard Index Australian Shares Fund	94,698.62	\$1.9616	\$185,760.81
<b>Total Investment Value</b>			<b>\$185,760.81</b>

\* This value includes any reinvested distributions but excludes market movement, transaction costs and any transactions on the first day of the period.

**YOUR CLOSING INVESTMENT VALUATION AS AT 01 JULY 2018**

Fund	Units	Unit Price	Value*
Vanguard Index Australian Shares Fund	98,998.91	\$2.0295	\$200,918.29
<b>Total Investment Value</b>			<b>\$200,918.29</b>

\* This value includes any reinvested distributions but excludes market movement, transaction costs and any transactions on the first day of the period.

**YOUR VANGUARD PORTFOLIO'S ASSET ALLOCATION AS AT 01 JULY 2018**



■ Australian Shares 100.00%

The above information is based on the target asset allocations for each of the Vanguard funds you invest in and does not take into account any differences between the actual asset allocation of a fund and its target.

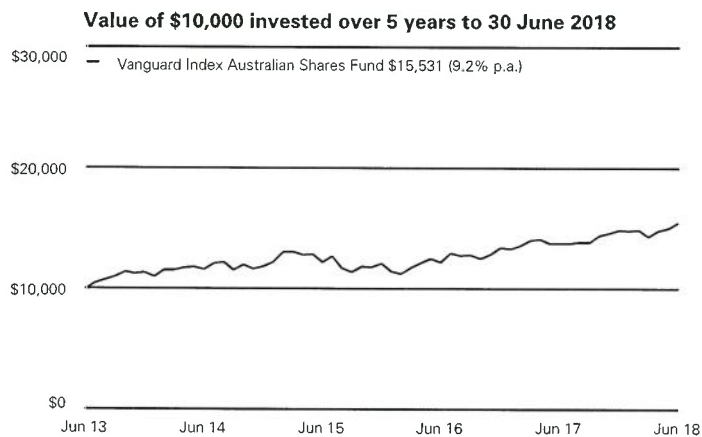


**YOUR TRANSACTION DETAILS**

**Vanguard Index Australian Shares Fund**

Effective Date	Transaction Type	Amount	Unit Price	Units	Unit Balance
1 April 2018	Opening Unitholding				94,698.62
1 July 2018	Distribution Reinvested	\$8,727.45	\$2.0295	4,300.29	94,698.62
1 July 2018	Closing Unitholding				98,998.91
<b>Your investment return for period 1 Apr 18 to 1 Jul 18<sup>1</sup></b>					<b>\$15,157.48</b>
Directly charged management costs for period 1 Apr 18 to 1 Jul 18					Nil
Indirect costs of your investment for period 1 Apr 18 to 1 Jul 18 <sup>2</sup>					\$362.98
Total fees you paid for period 1 Apr 18 to 1 Jul 18 <sup>3</sup>					\$362.98
Less accrued rebate amount of <sup>4</sup>					\$125.03
<b>Adjusted total fee you paid<sup>5</sup></b>					<b>\$237.95</b>

**YOUR FUND'S LONG TERM PERFORMANCE**



This graph does not relate to your investment. It shows the growth of \$10,000 invested in our funds over 5 years based on actual historical returns, assuming all distributions are reinvested and after taking into account fees. Past performance is not an indicator of future performance.

Only funds with at least 5 years worth of performance data are shown here.



## **YOUR FEES AND INVESTMENT RETURNS EXPLAINED**

### **1 Your investment return**

This represents market movement and any distributions you have received for this period.

Fund performance information is detailed in the Helm™ newsletter. This may differ from your personalised investment return.

### **2 Indirect costs of your investment**

This approximate amount has been deducted from your investment and includes amounts that have reduced the return on your investment but are not charged directly to you as a fee.

### **3 Total fees you paid**

This approximate amount includes all the fees and costs which affected your investment during the period. These are fees we deducted from the fund.

### **4 Accrued rebate amount**

The amount shown as 'Total fees you paid' was calculated using the standard management cost rate set out in our Product Disclosure Statement and is the approximate amount we deducted from the fund during the period in respect of your investment. You will be entitled to a rebate if your account balance, within a fund, is greater than \$50,000. Please refer to the current Product Disclosure Statement for more information. Rebates are paid in a subsequent period as additional units and have been shown here so that you can see the rebate you will be entitled to.

### **5 Adjusted total fee you paid**

This is the total fee you paid after taking into account any rebate you will be entitled to receive in a subsequent period.

## **ADDITIONAL EXPLANATION OF FEES AND COSTS**

### **Tax**

In calculating the taxable income of our funds, available tax deductions are taken into account.

This means that the after-tax costs to you of investing in our funds may be less than the amounts shown above.



Vanguard®

## INVESTOR INFORMATION

### USING BPAY® TO EXPAND YOUR INVESTMENT PORTFOLIO

Once you have invested, you can use the convenience and flexibility of BPAY to:

- add to your existing investment with only \$100 (normally \$1,000 by cheque); or
- expand your existing portfolio by investing directly into a new Fund via BPAY without having to complete another application form (\$5,000 minimum).



**Vanguard's Biller Code** **53009**

### Your Customer Reference Numbers

Vanguard High Yield Australian Shares Fund	021100523629
Vanguard Index Australian Property Securities Fund	020300523629
Vanguard Index Australian Shares Fund	020100523629
Vanguard Index Diversified Bond Fund	020800523629
Vanguard Index Hedged International Shares Fund	020900523629
Vanguard Index International Shares Fund	020200523629
Vanguard Investor Cash Plus Fund	020700523629
Vanguard LifeStrategy Balanced Fund	021000523629
Vanguard LifeStrategy Conservative Fund	020400523629
Vanguard LifeStrategy Growth Fund	020500523629
Vanguard LifeStrategy High Growth Fund	020600523629

### Online statements

Your Vanguard statements are now available on Vanguard Online.

To access your online statements make sure you have registered for Vanguard Online. Each quarter, instead of receiving a printed copy, we will send you an email letting you know when your quarterly statement is available to view. Not only will you help us reduce our environmental footprint but you will also receive your online statement up to two weeks earlier than if you receive it by post.

Register for access to Vanguard Online by visiting [vanguard.com.au/login](http://vanguard.com.au/login) and follow the registration instructions.

### NIL Distribution

Each quarter some funds may have NIL Distribution and you will not receive a distribution statement for these funds. A summary of NIL Distribution funds can be found at [www.vanguard.com.au/NILdistribution](http://www.vanguard.com.au/NILdistribution)

### Register your bank account details with Vanguard

If you haven't already registered your bank account details with Vanguard you can do so by completing the 'Change of details' form on our website at [vanguard.com.au/ChangeDetailsRetail](http://vanguard.com.au/ChangeDetailsRetail). Registering your banking information allows for completeness of Vanguard's records and other processing efficiencies.

#### DO YOU HAVE A QUESTION ABOUT YOUR STATEMENT?

If you have a question about your statement simply send us a message via Vanguard Online, email us at [clientservices@vanguard.com.au](mailto:clientservices@vanguard.com.au) or call 1300 655 101. One of our Client Services Associates will be happy to help you.



BPAY® registered to BPAY Pty Ltd ACN 079 137 518. 'Vanguard', 'Vanguard Investments', the ship logo, Compass and Helm are trademarks of The Vanguard Group, Inc. © 2011 Vanguard Investments Australia Ltd. All rights reserved.

We have a dispute resolution mechanism for resolving complaints. If you have a complaint or require further information about our products, please contact Client Services on 1300 655 101 or write to our Client Services Manager and we will respond as soon as possible (and always within 45 days). If you are not satisfied with the outcome, you can complain to the Financial Ombudsman Services. Refer to our PDS for further details.