

JOHNSTREAM SF

Statement of Financial Position**As At 30 Jun 2023**

	As at 30 Jun 2022	Quantity	As at 30 Jun 2023	Quantity
	Balance		Balance	
Assets				
Investments				
Shares in Listed Companies				
ANZ Banking Group Ltd	\$ 12,953.64	588	\$ 13,941.48	588
Commonwealth Bank Ltd	\$ 379,596.00	4,200	\$ 421,134.00	4,200
National Australia Bank Ltd	\$ 16,598.34	606	\$ 15,980.22	606
Sonic Healthcare Limited	\$ 33,076.02	1,002	\$ 35,641.14	1,002
Westpac Banking Corp	\$ 21,957.00	1,126	\$ 24,028.84	1,126
Total Shares in Listed Companies	\$ 464,181.00		\$ 510,725.68	
Stapled Securities				
Transurban Group - Ordinary Shares/Units Fully Paid Triple Stapled	\$ 31,692.00	2,224	\$ 31,692.00	2,224
Total Stapled Securities	\$ 31,981.12		\$ 31,692.00	
Total Investments	\$ 496,162.12		\$ 542,417.68	
Other Assets				
Cash At Bank				
Commsec Cash Account	\$ 21.10		\$ 21.31	
Macquarie Bank CMA	\$ 5.00		\$ 6.85	
Total Cash At Bank	\$ 26.10		\$ 28.16	
Receivables				
Investment Income Receivable				
Distributions				
Stapled Securities				
Transurban Group - Ordinary Shares/Units Fully Paid Triple Stapled	\$ 678.32		\$ 678.32	
Total Stapled Securities	\$ 533.76		\$ 678.32	
Total Distributions	\$ 533.76		\$ 678.32	
Total Investment Income Receivable	\$ 533.76		\$ 678.32	
Total Receivables	\$ 533.76		\$ 678.32	
Current Tax Assets				
Franking Credits				
Shares in Listed Companies				
ANZ Banking Group Ltd	\$ 357.84		\$ 367.92	
Commonwealth Bank Ltd	\$ 6,750.00		\$ 7,560.00	
National Australia Bank Ltd	\$ 329.84		\$ 392.17	
Sonic Healthcare Limited	\$ 325.29		\$ 438.02	
Westpac Banking Corp	\$ 583.91		\$ 646.65	
Total Shares in Listed Companies	\$ 8,346.88		\$ 9,404.76	
Stapled Securities				
Transurban Group - Ordinary Shares/Units Fully Paid Triple Stapled	\$ 10.20		\$ 20.20	
Total Stapled Securities	\$ 10.20		\$ 20.20	
Total Franking Credits	\$ 8,357.08		\$ 9,424.96	
Total Current Tax Assets	\$ 8,357.08		\$ 9,424.96	
Total Other Assets	\$ 8,916.94		\$ 10,131.44	
Total Assets	\$ 505,079.06		\$ 552,549.12	
Liabilities				
Total Liabilities	\$ 0.00		\$ 0.00	
Net Assets				
Total Net Assets	\$ 505,079.06		\$ 552,549.12	
Member Entitlements				

Member Entitlement Accounts

Mr John Stephenson					
2018 Pension Account	\$	505,079.06		\$	552,549.12
<hr/>					
Total Mr John Stephenson	\$	505,079.06		\$	552,549.12
<hr/>					
Total Member Entitlement Accounts	\$	505,079.06		\$	552,549.12
<hr/>					
Total Member Entitlements	\$	505,079.06		\$	552,549.12
<hr/>					

JOHNSTREAM SF

Operating Statement

From 1 Jul 2022 to 30 Jun 2023

	1 Jul 2021 to 30 Jun 2022	1 Jul 2022 to 30 Jun 2023
Income		
Investment Gains		
Market Gains		
Shares in Listed Companies		
ANZ Banking Group Ltd	\$ -3,598.56	\$ 987.84
Australia And New Zealand Banking Group Limited - Rights-Apps	close 15Aug2022 Us Prohibited 0.00	\$ 164.00
Commonwealth Bank Ltd	\$ -39,858.00	\$ 41,538.00
National Australia Bank Ltd	\$ 709.02	\$ -618.12
Sonic Healthcare Limited	\$ -5,400.78	\$ 2,565.12
Westpac Banking Corp	\$ -7,105.06	\$ 2,071.84
Total Shares in Listed Companies	\$ -55,253.38	\$ 46,708.68
Stapled Securities		
Transurban Group - Ordinary Shares/Units Fully Paid Triple Stapled	\$ 607.89	\$ -289.12
Total Stapled Securities	\$ 607.89	\$ -289.12
Total Market Gains	\$ -54,645.49	\$ 46,419.56
Total Investment Gains	\$ -54,645.49	\$ 46,419.56
Investment Income		
Distributions		
Stapled Securities		
Transurban Group - Ordinary Shares/Units Fully Paid Triple Stapled	\$ 868.98	\$ 1,268.82
Total Stapled Securities	\$ 868.98	\$ 1,268.82
Total Distributions	\$ 868.98	\$ 1,268.82
Dividends		
Shares in Listed Companies		
ANZ Banking Group Ltd	\$ 1,192.80	\$ 1,226.40
Commonwealth Bank Ltd	\$ 22,500.00	\$ 25,200.00
National Australia Bank Ltd	\$ 1,099.46	\$ 1,307.23
Sonic Healthcare Limited	\$ 1,277.19	\$ 1,460.06
Westpac Banking Corp	\$ 1,946.37	\$ 2,155.49
Total Shares in Listed Companies	\$ 28,015.82	\$ 31,349.18
Stapled Securities		
Transurban Group - Ordinary Shares/Units Fully Paid Triple Stapled	\$ 28.59	\$ 63.54
Total Stapled Securities	\$ 28.59	\$ 63.54
Total Dividends	\$ 28,044.41	\$ 31,412.72
Interest		
Cash At Bank		
Commsec Cash Account	\$ 0.06	\$ 0.21
Macquarie Bank CMA	\$ 1.40	\$ 63.75
Total Cash At Bank	\$ 1.46	\$ 63.96
Total Interest	\$ 1.46	\$ 63.96
Total Investment Income	\$ 28,914.85	\$ 32,745.50
Total Income	\$ -25,730.64	\$ 79,165.06

Expenses

Member Payments

Pensions Paid		
Mr John Stephenson		
2018 Pension Account	\$ 20,910.54	\$ 29,137.00
Total Mr John Stephenson	\$ 20,910.54	\$ 29,137.00
Total Pensions Paid	\$ 20,910.54	\$ 29,137.00
Total Member Payments	\$ 20,910.54	\$ 29,137.00

Other Expenses

Accountancy Fee	\$	1,314.50	\$	1,336.50
Auditor Fee	\$	951.50	\$	962.50
SMSF Supervisory Levy	\$	259.00	\$	259.00
<hr/>				
Total Other Expenses	\$	2,525.00	\$	2,558.00
Total Expenses	\$	23,435.54	\$	31,695.00

Income Tax

Total Income Tax	\$	0.00	\$	0.00
------------------	----	------	----	------

Net Profit (Loss) Total	\$	-49,166.18	\$	47,470.06
--------------------------------	----	------------	----	-----------

Financial Year Summary

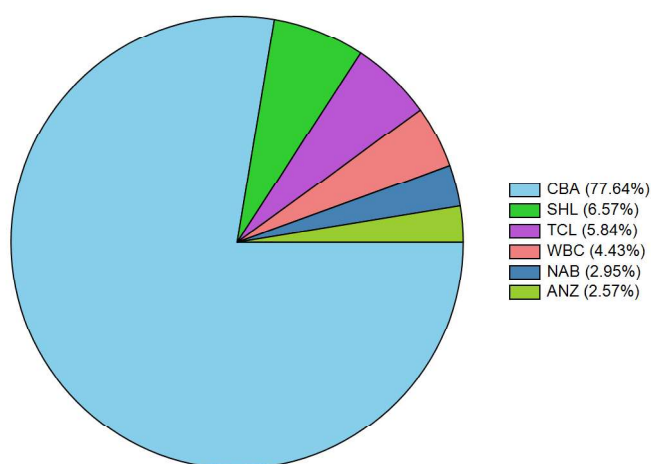
1 JULY 2022 - 30 JUNE 2023

AUSIEX

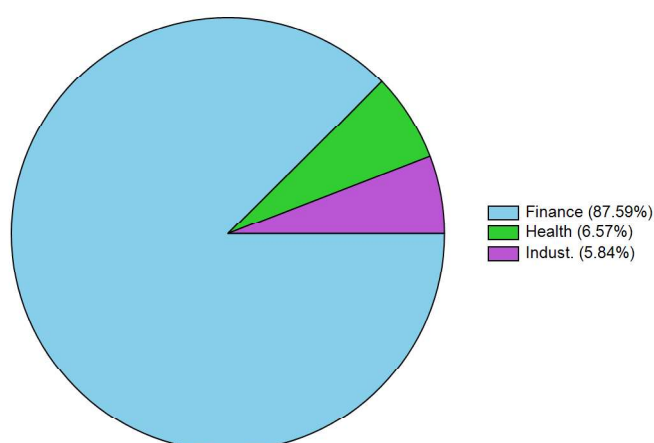
Portfolio Valuation	Account Number	Account Name	Value as at 30 June 2023
Shares	6353791	MR JOHN JOSEPH STEPHENSON + MR PAUL GERARD STEPHENSON <JOHNSTREAM SUPER FUND A/C>	\$542,417.68
TOTAL PORTFOLIO VALUE			\$542,417.68

Allocation as at 30 June 2023

Shares in your portfolio



Sectors in your portfolio



Estimated Interest & Dividends	2022-2023 Financial Year
Est. Franked Dividends	\$21,992.68
Est. Unfranked Dividends	\$1,119.34
Est. Franking Credits	\$9,425.44
Est. Interest Received from Interest Rate Securities	\$0.00
TOTAL INCOME	\$23,112.02

Fees & Charges	2022-2023 Financial Year
Total Brokerage (inc. GST)	\$0.00
Total Subscriptions (inc. GST)	\$0.00
Other Fees (inc. GST)	Nil
TOTAL FEES & CHARGES	\$0.00

DISCLAIMER

This statement is issued by Australian Investment Exchange Limited ABN 71 076 515 930 AFSL 241400 ("AUSIEX"), a Market Participant of ASX Limited and Cboe Australia Pty Limited, a Clearing Participant of ASX Clear Pty Limited and a Settlement Participant of ASX Settlement Pty Limited. AUSIEX is a wholly owned, but not guaranteed, subsidiary of Nomura Research Institute, LTD. Information contained in this statement is believed to be accurate at the time the statement is generated. NRI and its subsidiaries do not accept any liability for any errors or omissions contained in this statement, or any responsibility for any action taken in reliance on this statement.

This statement is a summary document only and it is not intended to replace any document which contains information that may be required for taxation purposes. You should therefore retain your CHESSE statements, dividend statements, confirmations and bank account statements for your records in this regard. If there are any errors in this statement, please contact us as set out below. The total brokerage outlined does not include any rebates you may have received over the financial year. Please refer to your transaction statement records for any rebates you may have received for the statement period. This statement only includes dividends paid for holdings held with AUSIEX. Any dividends paid (based on the ex-dividend date) prior to holdings being transferred to AUSIEX are not included in this report. This report may not include information on some accounts if you have switched products during the financial year. AUSIEX is not a registered tax practitioner and the information provided in this report does not constitute tax advice. The above information, whilst based upon your holdings, only takes into account those of your circumstances of which we are aware. It is recommended that you provide the statement to your tax adviser or accountant in order that your particular circumstances can be properly addressed.

Address Locked Bag 3005, Australia Square NSW 1215 | Enquiries 1800 252 351 | 8:30am - 5:30pm Sydney time, Mon to Fri | www.ausix.com.au

Portfolio Valuation

30 JUNE 2023

AUSIEX

SHARES - 6353791 - HIN 71067360

MR JOHN JOSEPH STEPHENSON + MR PAUL GERARD STEPHENSON <JOHNSTREAM SUPER FUND A/C>

Portfolio	Units	Unit Price	Portfolio Value	% of Portfolio
ANZ - ANZ GROUP HOLDINGS FPO (ORDINARY FULLY PAID)	588	\$23.7100	\$13,941.48	2.57%
CBA - COMMONWEALTH BANK. FPO (ORDINARY FULLY PAID)	4,200	\$100.2700	\$421,134.00	77.64%
NAB - NATIONAL AUST. BANK FPO (ORDINARY FULLY PAID)	606	\$26.3700	\$15,980.22	2.95%
SHL - SONIC HEALTHCARE FPO (ORDINARY FULLY PAID)	1,002	\$35.5700	\$35,641.14	6.57%
TCL - TRANSURBAN GROUP STAPLED (FULLY PAID ORDINARY/UNITS STAPLED SECURITIES)	2,224	\$14.2500	\$31,692.00	5.84%
WBC - WESTPAC BANKING CORP FPO (ORDINARY FULLY PAID)	1,126	\$21.3400	\$24,028.84	4.43%
TOTAL			\$542,417.68	100.00%

DISCLAIMER

This statement is issued by Australian Investment Exchange Limited ABN 71 076 515 930 AFSL 241400 ("AUSIEX"), a Market Participant of ASX Limited and Cboe Australia Pty Limited, a Clearing Participant of ASX Clear Pty Limited and a Settlement Participant of ASX Settlement Pty Limited. AUSIEX is a wholly owned, but not guaranteed, subsidiary of Nomura Research Institute, LTD. Information contained in this statement is believed to be accurate at the time the statement is generated. NRI and its subsidiaries do not accept any liability for any errors or omissions contained in this statement, or any responsibility for any action taken in reliance on this statement.

This statement is a summary document only and it is not intended to replace any document which contains information that may be required for taxation purposes. You should therefore retain your CHESSE statements, dividend statements, confirmations and bank account statements for your records in this regard. If there are any errors in this statement, please contact us as set out below. The total brokerage outlined does not include any rebates you may have received over the financial year. Please refer to your transaction statement records for any rebates you may have received for the statement period. This statement only includes dividends paid for holdings held with AUSIEX. Any dividends paid (based on the ex-dividend date) prior to holdings being transferred to AUSIEX are not included in this report. This report may not include information on some accounts if you have switched products during the financial year. AUSIEX is not a registered tax practitioner and the information provided in this report does not constitute tax advice. The above information, whilst based upon your holdings, only takes into account those of your circumstances of which we are aware. It is recommended that you provide the statement to your tax adviser or accountant in order that your particular circumstances can be properly addressed.

Address Locked Bag 3005, Australia Square NSW 1215 | Enquiries 1800 252 351 | 8:30am - 5:30pm Sydney time, Mon to Fri | www.ausdex.com.au



Macquarie Cash Management Account

MACQUARIE BANK LIMITED
ABN 46 008 583 542 AFSL 237502

enquiries 1800 806 310
transact@macquarie.com
www.macquarie.com.au

GPO Box 2520
Sydney, NSW 2001



MR J J STEPHENSON &
MR P G STEPHENSON
34 STRATHEARN ROAD
LEURA NSW 2780

1 Shelley Street
Sydney, NSW 2000

account balance **\$6.85**
as at 30 Jun 23

account name JOHN JOSEPH STEPHENSON &
PAUL GERARD STEPHENSON ATF
JOHNSTREAM SUPERANNUATION FUND
account no. 961222320

	transaction	description	debits	credits	balance
31.05.23		OPENING BALANCE			13.59
27.06.23	Deposit	WBC DIVIDEND 001296335658		788.20	801.79
28.06.23	Funds transfer	MQ2SA2806	400.00		401.79
28.06.23	Funds transfer	MQ2NZ2806	395.00		6.79
30.06.23	Interest	MACQUARIE CMA INTEREST PAID*		0.06	6.85
		CLOSING BALANCE AS AT 30 JUN 23	795.00	788.26	6.85

* Stepped interest rates for the period 1 June to 22 June: balances \$0.00 to \$4,999.99 earned 2.50% balances \$5,000.00 and above earned 2.50% pa (22 days); 23 June to 30 June: balances \$0.00 to \$4,999.99 earned 2.75% balances \$5,000.00 and above earned 2.75% pa (8 days)

how to make a transaction

online
Log in to www.macquarie.com.au/personal

by phone
Call 133 275 to make a phone transaction

transfers from another bank account
Transfer funds from another bank to this account:
BSB 182 512
ACCOUNT NO. 961222320

deposits using BPay
From another bank



Bill code: 667022
Ref: 961 222 320

continued on next



Macquarie Cash Management Account

MACQUARIE BANK LIMITED
ABN 46 008 583 542 AFSL 237502

enquiries 1800 806 310
transact@macquarie.com
www.macquarie.com.au

GPO Box 2520
Sydney, NSW 2001



MR J J STEPHENSON &
MR P G STEPHENSON
34 STRATHEARN ROAD
LEURA NSW 2780

1 Shelley Street
Sydney, NSW 2000

account balance **\$13.59**
as at 31 May 23

account name JOHN JOSEPH STEPHENSON &
PAUL GERARD STEPHENSON ATF
JOHNSTREAM SUPERANNUATION FUND
account no. 961222320

	transaction	description	debits	credits	balance
28.04.23		OPENING BALANCE			4,112.06
02.05.23	Funds transfer	TRANSACT FUNDS TFR TO JOHN JOSEPH STEPHE	2,000.00		2,112.06
08.05.23	Funds transfer	TRANSACT FUNDS TFR TO JJF STEPHENSON	2,100.00		12.06
31.05.23	Interest	MACQUARIE CMA INTEREST PAID*		1.53	13.59
		CLOSING BALANCE AS AT 31 MAY 23	4,100.00	1.53	13.59

* Stepped interest rates for the period 29 April to 18 May: balances \$0.00 to \$4,999.99 earned 2.25% balances \$5,000.00 and above earned 2.25% pa (20 days); 19 May to 31 May: balances \$0.00 to \$4,999.99 earned 2.50% balances \$5,000.00 and above earned 2.50% pa (13 days)

how to make a transaction

online
Log in to www.macquarie.com.au/personal

by phone
Call 133 275 to make a phone transaction

transfers from another bank account
Transfer funds from another bank to this account:
BSB 182 512
ACCOUNT NO. 961222320

deposits using BPay
From another bank



Bill code: 667022
Ref: 961 222 320

continued on next



Macquarie Cash Management Account

MACQUARIE BANK LIMITED
ABN 46 008 583 542 AFSL 237502

enquiries 1800 806 310
transact@macquarie.com
www.macquarie.com.au

GPO Box 2520
Sydney, NSW 2001



MR J J STEPHENSON &
MR P G STEPHENSON
34 STRATHEARN ROAD
LEURA NSW 2780

1 Shelley Street
Sydney, NSW 2000

account balance **\$4,112.06**
as at 28 Apr 23

account name JOHN JOSEPH STEPHENSON &
PAUL GERARD STEPHENSON ATF
JOHNSTREAM SUPERANNUATION FUND
account no. 961222320

	transaction	description	debits	credits	balance
31.03.23		OPENING BALANCE			6,482.80
11.04.23	Funds transfer	TRANSACT FUNDS TFR TO JJF STEPHENSON	225.00		6,257.80
13.04.23	Funds transfer	TRANSACT FUNDS TFR TO JJF STEPHENSON	135.00		6,122.80
13.04.23	Funds transfer	TRANSACT FUNDS TFR TO JOHN JOSEPH STEPHE	120.00		6,002.80
17.04.23	Funds transfer	TRANSACT FUNDS TFR TO JJF STEPHENSON	1,900.00		4,102.80
28.04.23	Interest	MACQUARIE CMA INTEREST PAID*		9.26	4,112.06
		CLOSING BALANCE AS AT 28 APR 23	2,380.00	9.26	4,112.06

* Stepped interest rates for the period 1 April to 28 April: balances \$0.00 to \$4,999.99 earned 2.25% balances \$5,000.00 and above earned 2.25% pa (28 days)

how to make a transaction

online
Log in to www.macquarie.com.au/personal

by phone
Call 133 275 to make a phone transaction

transfers from another bank account
Transfer funds from another bank to this account:
BSB 182 512
ACCOUNT NO. 961222320

deposits using BPay
From another bank



Bill code: 667022
Ref: 961 222 320

continued on next



Macquarie Cash Management Account

MACQUARIE BANK LIMITED
ABN 46 008 583 542 AFSL 237502

enquiries 1800 806 310
transact@macquarie.com
www.macquarie.com.au

GPO Box 2520
Sydney, NSW 2001



MR J J STEPHENSON &
MR P G STEPHENSON
34 STRATHEARN ROAD
LEURA NSW 2780

1 Shelley Street
Sydney, NSW 2000

account balance **\$6,482.80**
as at 31 Mar 23

account name JOHN JOSEPH STEPHENSON &
PAUL GERARD STEPHENSON ATF
JOHNSTREAM SUPERANNUATION FUND
account no. 961222320

	transaction	description	debits	credits	balance
28.02.23		OPENING BALANCE			2,204.43
13.03.23	Funds transfer	TRANSACT FUNDS TFR TO JJF STEPHENSON	2,150.00		54.43
13.03.23	Funds transfer	TRANSACT FUNDS TFR TO JOHN JOSEPH STEPHE	30.00		24.43
22.03.23	Deposit	SONIC HEALTHCARE INT23/00848433		420.84	445.27
23.03.23	Funds transfer	TRANSACT FUNDS TFR TO JJF STEPHENSON	275.00		170.27
23.03.23	Funds transfer	TRANSACT FUNDS TFR TO JOHN JOSEPH STEPHE	160.00		10.27
30.03.23	Deposit	CBA DIV 001291422215		8,820.00	8,830.27
31.03.23	Interest	MACQUARIE CMA INTEREST PAID*		2.53	8,832.80
31.03.23	Funds transfer	TRANSACT FUNDS TFR TO JOHN JOSEPH STEPHE	1,600.00		7,232.80
31.03.23	Funds transfer	TRANSACT FUNDS TFR TO JJF STEPHENSON	750.00		6,482.80

how to make a transaction

online
Log in to www.macquarie.com.au/personal

by phone
Call 133 275 to make a phone transaction

transfers from another bank account
Transfer funds from another bank to this account:
BSB 182 512
ACCOUNT NO. 961222320

deposits using BPay
From another bank



Bill code: 667022
Ref: 961 222 320

continued on next



Macquarie Cash Management Account

MACQUARIE BANK LIMITED
ABN 46 008 583 542 AFSL 237502

enquiries 1800 806 310
transact@macquarie.com
www.macquarie.com.au

GPO Box 2520
Sydney, NSW 2001



MR J J STEPHENSON &
MR P G STEPHENSON
34 STRATHEARN ROAD
LEURA NSW 2780

1 Shelley Street
Sydney, NSW 2000

account balance **\$2,204.43**
as at 28 Feb 23

account name JOHN JOSEPH STEPHENSON &
PAUL GERARD STEPHENSON ATF
JOHNSTREAM SUPERANNUATION FUND
account no. 961222320

	transaction	description	debits	credits	balance
31.01.23		OPENING BALANCE			2,679.29
10.02.23	Funds transfer	TRANSACT FUNDS TFR TO JJF STEPHENSON	578.00		2,101.29
13.02.23	Deposit	TCL DISTRIBUTION AUI23/00861224		589.36	2,690.65
13.02.23	Funds transfer	TRANSACT FUNDS TFR TO JJF STEPHENSON	60.00		2,630.65
14.02.23	Funds transfer	TRANSACT FUNDS TFR TO JJF STEPHENSON	200.00		2,430.65
17.02.23	Funds transfer	TRANSACT FUNDS TFR TO JJF STEPHENSON	30.00		2,400.65
20.02.23	Funds transfer	TRANSACT FUNDS TFR TO JJF STEPHENSON	200.00		2,200.65
28.02.23	Interest	MACQUARIE CMA INTEREST PAID*		3.78	2,204.43

how to make a transaction

online
Log in to www.macquarie.com.au/personal

by phone
Call 133 275 to make a phone transaction

transfers from another bank account
Transfer funds from another bank to this account:
BSB 182 512
ACCOUNT NO. 961222320

deposits using BPay
From another bank



Bill code: 667022
Ref: 961 222 320

continued on next



Macquarie Cash Management Account

MACQUARIE BANK LIMITED
ABN 46 008 583 542 AFSL 237502

enquiries 1800 806 310
transact@macquarie.com
www.macquarie.com.au

GPO Box 2520
Sydney, NSW 2001



MR J J STEPHENSON &
MR P G STEPHENSON
34 STRATHEARN ROAD
LEURA NSW 2780

1 Shelley Street
Sydney, NSW 2000

account balance **\$2,679.29**
as at 31 Jan 23

account name JOHN JOSEPH STEPHENSON &
PAUL GERARD STEPHENSON ATF
JOHNSTREAM SUPERANNUATION FUND
account no. 961222320

	transaction	description	debits	credits	balance
30.12.22		OPENING BALANCE			6,354.63
03.01.23	Funds transfer	TRANSACT FUNDS TFR TO JOHN JOSEPH STEPHE	1,200.00		5,154.63
03.01.23	Funds transfer	TRANSACT FUNDS TFR TO JOHN JOSEPH STEPHE	300.00		4,854.63
06.01.23	Funds transfer	TRANSACT FUNDS TFR TO JJF STEPHENSON	410.00		4,444.63
11.01.23	Funds transfer	TRANSACT FUNDS TFR TO JJF STEPHENSON	300.00		4,144.63
16.01.23	Funds transfer	TRANSACT FUNDS TFR TO JOHN JOSEPH STEPHE	143.00		4,001.63
31.01.23	Interest	MACQUARIE CMA INTEREST PAID*		7.66	4,009.29
31.01.23	Funds transfer	TRANSACT FUNDS TFR TO JOHN JOSEPH STEPHE	1,330.00		2,679.29

how to make a transaction

online
Log in to www.macquarie.com.au/personal

by phone
Call 133 275 to make a phone transaction

transfers from another bank account
Transfer funds from another bank to this account:
BSB 182 512
ACCOUNT NO. 961222320

deposits using BPay
From another bank



Bill code: 667022
Ref: 961 222 320

continued on next



Macquarie Cash Management Account

MACQUARIE BANK LIMITED
ABN 46 008 583 542 AFSL 237502

enquiries 1800 806 310
transact@macquarie.com
www.macquarie.com.au

GPO Box 2520
Sydney, NSW 2001



MR J J STEPHENSON &
MR P G STEPHENSON
34 STRATHEARN ROAD
LEURA NSW 2780

1 Shelley Street
Sydney, NSW 2000

account balance **\$6,354.63**
as at 30 Dec 22

account name JOHN JOSEPH STEPHENSON &
PAUL GERARD STEPHENSON ATF
JOHNSTREAM SUPERANNUATION FUND
account no. 961222320

	transaction	description	debits	credits	balance
30.11.22		OPENING BALANCE			8,649.03
02.12.22	Funds transfer	TRANSACT FUNDS TFR TO JOHN JOSEPH STEPHE	1,200.00		7,449.03
05.12.22	Funds transfer	TRANSACT FUNDS TFR TO JJF STEPHENSON	424.00		7,025.03
13.12.22	Funds transfer	TRANSACT FUNDS TFR TO JOHN JOSEPH STEPHE	100.00		6,925.03
14.12.22	Deposit	NAB FINAL DIV DV232/00598362		472.68	7,397.71
15.12.22	Deposit	ANZ DIVIDEND A074/00681952		435.12	7,832.83
20.12.22	Deposit	WBC DIVIDEND 001286432560		720.64	8,553.47
20.12.22	Funds transfer	TRANSACT FUNDS TFR TO JJF STEPHENSON	1,000.00		7,553.47
20.12.22	Funds transfer	TRANSACT FUNDS TFR TO JOHN JOSEPH STEPHE	500.00		7,053.47
28.12.22	Funds transfer	TRANSACT FUNDS TFR TO JJF STEPHENSON	310.00		6,743.47
28.12.22	Funds transfer	TRANSACT FUNDS TFR TO JOHN JOSEPH STEPHE	300.00		6,443.47

how to make a transaction

online
Log in to www.macquarie.com.au/personal

by phone
Call 133 275 to make a phone transaction

transfers from another bank account
Transfer funds from another bank to this account:
BSB 182 512
ACCOUNT NO. 961222320

deposits using BPay
From another bank



Bill code: 667022
Ref: 961 222 320

continued on next



Macquarie Cash Management Account

enquiries 1800 806 310

account name JOHN JOSEPH STEPHENSON &
PAUL GERARD STEPHENSON ATF
JOHNSTREAM SUPERANNUATION FUND
account no. 961222320

	transaction	description	debits	credits	balance
28.12.22	Funds transfer	TRANSACT FUNDS TFR TO JJF STEPHENSON	100.00		6,343.47
30.12.22	Interest	MACQUARIE CMA INTEREST PAID*		11.16	6,354.63
		CLOSING BALANCE AS AT 30 DEC 22	3,934.00	1,639.60	6,354.63

* Stepped interest rates for the period 1 December to 15 December: balances \$0.00 to \$4,999.99 earned 1.75% balances \$5,000.00 and above earned 1.75% pa (15 days); 16 December to 30 December: balances \$0.00 to \$4,999.99 earned 2.00% balances \$5,000.00 and above earned 2.00% pa (15 days)

continued on next



Macquarie Cash Management Account

MACQUARIE BANK LIMITED
ABN 46 008 583 542 AFSL 237502

enquiries 1800 806 310
transact@macquarie.com
www.macquarie.com.au

GPO Box 2520
Sydney, NSW 2001



MR J J STEPHENSON &
MR P G STEPHENSON
34 STRATHEARN ROAD
LEURA NSW 2780

1 Shelley Street
Sydney, NSW 2000

account balance **\$8,649.03**
as at 30 Nov 22

account name JOHN JOSEPH STEPHENSON &
PAUL GERARD STEPHENSON ATF
JOHNSTREAM SUPERANNUATION FUND
account no. 961222320

	transaction	description	debits	credits	balance
31.10.22		OPENING BALANCE			11,935.40
11.11.22	Funds transfer	TRANSACT FUNDS TFR TO JJF STEPHENSON	70.00		11,865.40
11.11.22	Funds transfer	TRANSACT FUNDS TFR TO JOHN JOSEPH STEPHE	100.00		11,765.40
14.11.22	Funds transfer	TRANSACT FUNDS TFR TO JJF STEPHENSON	2,000.00		9,765.40
17.11.22	Funds transfer	TRANSACT FUNDS TFR TO JJF STEPHENSON	310.00		9,455.40
24.11.22	Funds transfer	TRANSACT FUNDS TFR TO JJF STEPHENSON	820.00		8,635.40
30.11.22	Interest	MACQUARIE CMA INTEREST PAID*		13.63	8,649.03

how to make a transaction

online
Log in to www.macquarie.com.au/personal

by phone
Call 133 275 to make a phone transaction

transfers from another bank account
Transfer funds from another bank to this account:
BSB 182 512
ACCOUNT NO. 961222320

deposits using BPay
From another bank



Bill code: 667022
Ref: 961 222 320

continued on next



Macquarie Cash Management Account

MACQUARIE BANK LIMITED
ABN 46 008 583 542 AFSL 237502

enquiries 1800 806 310
transact@macquarie.com
www.macquarie.com.au

GPO Box 2520
Sydney, NSW 2001



MR J J STEPHENSON &
MR P G STEPHENSON
34 STRATHEARN ROAD
LEURA NSW 2780

1 Shelley Street
Sydney, NSW 2000

account balance **\$11,935.40**
as at 31 Oct 22

account name JOHN JOSEPH STEPHENSON &
PAUL GERARD STEPHENSON ATF
JOHNSTREAM SUPERANNUATION FUND
account no. 961222320

	transaction	description	debits	credits	balance
30.09.22		OPENING BALANCE			8,022.93
06.10.22	Funds transfer	TRANSACT FUNDS TFR TO PACIFIC RIDGE CAPI	2,299.00		5,723.93
11.10.22	Deposit	ATO ATO002000017444929		8,098.08	13,822.01
12.10.22	Funds transfer	TRANSACT FUNDS TFR TO JJF STEPHENSON	600.00		13,222.01
31.10.22	Interest	MACQUARIE CMA INTEREST PAID*		13.39	13,235.40
31.10.22	Funds transfer	TRANSACT FUNDS TFR TO JOHN JOSEPH STEPHE	1,300.00		11,935.40
		CLOSING BALANCE AS AT 31 OCT 22	4,199.00	8,111.47	11,935.40

* Stepped interest rates for the period 1 October to 13 October: balances \$0.00 to \$4,999.99 earned 1.25%
balances \$5,000.00 and above earned 1.25% pa (13 days); 14 October to 31 October: balances \$0.00 to
\$4,999.99 earned 1.50% balances \$5,000.00 and above earned 1.50% pa (18 days)

how to make a transaction

online
Log in to www.macquarie.com.au/personal

by phone
Call 133 275 to make a phone transaction

transfers from another bank account
Transfer funds from another bank to this account:
BSB 182 512
ACCOUNT NO. 961222320

deposits using BPay
From another bank



Bill code: 667022
Ref: 961 222 320

continued on next



Macquarie Cash Management Account

MACQUARIE BANK LIMITED
ABN 46 008 583 542 AFSL 237502

enquiries 1800 806 310
transact@macquarie.com
www.macquarie.com.au

GPO Box 2520
Sydney, NSW 2001



MR J J STEPHENSON &
MR P G STEPHENSON
34 STRATHEARN ROAD
LEURA NSW 2780

1 Shelley Street
Sydney, NSW 2000

account balance **\$8,022.93**
as at 30 Sep 22

account name JOHN JOSEPH STEPHENSON &
PAUL GERARD STEPHENSON ATF
JOHNSTREAM SUPERANNUATION FUND
account no. 961222320

	transaction	description	debits	credits	balance
31.08.22		OPENING BALANCE			2.05
01.09.22	Deposit	ANZ PREMIUM RPPA1/01022170		164.00	166.05
12.09.22	Funds transfer	TRANSACT FUNDS TFR TO JJF STEPHENSON	165.00		1.05
21.09.22	Deposit	SONIC HEALTHCARE FIN22/00849070		601.20	602.25
23.09.22	Funds transfer	TRANSACT FUNDS TFR TO JJF STEPHENSON	400.00		202.25
29.09.22	Deposit	CBA FNL DIV 001280915167		8,820.00	9,022.25
30.09.22	Interest	MACQUARIE CMA INTEREST PAID*		0.68	9,022.93
30.09.22	Funds transfer	TRANSACT FUNDS TFR TO JJF STEPHENSON	500.00		8,522.93
30.09.22	Funds transfer	TRANSACT FUNDS TFR TO JOHN JOSEPH STEPHE	500.00		8,022.93

how to make a transaction

online
Log in to www.macquarie.com.au/personal

by phone
Call 133 275 to make a phone transaction

transfers from another bank account
Transfer funds from another bank to this account:
BSB 182 512
ACCOUNT NO. 961222320

deposits using BPay
From another bank



Bill code: 667022
Ref: 961 222 320

continued on next



Macquarie Cash Management Account

MACQUARIE BANK LIMITED
ABN 46 008 583 542 AFSL 237502

enquiries 1800 806 310
transact@macquarie.com
www.macquarie.com.au

GPO Box 2520
Sydney, NSW 2001



MR J J STEPHENSON &
MR P G STEPHENSON
34 STRATHEARN ROAD
LEURA NSW 2780

1 Shelley Street
Sydney, NSW 2000

account balance **\$2.05**
as at 31 Aug 22

account name JOHN JOSEPH STEPHENSON &
PAUL GERARD STEPHENSON ATF
JOHNSTREAM SUPERANNUATION FUND
account no. 961222320

	transaction	description	debits	credits	balance
29.07.22		OPENING BALANCE			7.74
23.08.22	Deposit	TCL DIV/DIST AUF22/00862691		578.24	585.98
25.08.22	Funds transfer	TRANSACT FUNDS TFR TO JJF STEPHENSON	84.00		501.98
30.08.22	Funds transfer	TRANSACT FUNDS TFR TO JOHN JOSEPH STEPHE	500.00		1.98
31.08.22	Interest	MACQUARIE CMA INTEREST PAID*		0.07	2.05
		CLOSING BALANCE AS AT 31 AUG 22	584.00	578.31	2.05

* Stepped interest rates for the period 30 July to 11 August: balances \$0.00 to \$4,999.99 earned 0.50%
balances \$5,000.00 and above earned 0.50% pa (13 days); 12 August to 31 August: balances \$0.00 to
\$4,999.99 earned 0.90% balances \$5,000.00 and above earned 0.90% pa (20 days)

how to make a transaction

online
Log in to www.macquarie.com.au/personal

by phone
Call 133 275 to make a phone transaction

transfers from another bank account
Transfer funds from another bank to this account:
BSB 182 512
ACCOUNT NO. 961222320

deposits using BPay
From another bank



Bill code: 667022
Ref: 961 222 320

continued on next



Macquarie Cash Management Account

MACQUARIE BANK LIMITED
ABN 46 008 583 542 AFSL 237502

enquiries 1800 806 310
transact@macquarie.com
www.macquarie.com.au

GPO Box 2520
Sydney, NSW 2001



MR J J STEPHENSON &
MR P G STEPHENSON
34 STRATHEARN ROAD
LEURA NSW 2780

1 Shelley Street
Sydney, NSW 2000

account balance **\$7.74**
as at 29 Jul 22

account name JOHN JOSEPH STEPHENSON &
PAUL GERARD STEPHENSON ATF
JOHNSTREAM SUPERANNUATION FUND
account no. 961222320

	transaction	description	debits	credits	balance
30.06.22		OPENING BALANCE			5.00
01.07.22	Deposit	ANZ DIVIDEND A073/00683900		423.36	428.36
04.07.22	Funds transfer	TRANSACT FUNDS TFR TO JOHN JOSEPH STEPHE	423.00		5.36
05.07.22	Deposit	NAB INTERIM DIV DV231/01103767		442.38	447.74
07.07.22	Funds transfer	TRANSACT FUNDS TFR TO JJF STEPHENSON	440.00		7.74
		CLOSING BALANCE AS AT 29 JUL 22	863.00	865.74	7.74

* Stepped interest rates for the period 1 July to 13 July: balances \$0.00 to \$4,999.99 earned 0.25% balances \$5,000.00 and above earned 0.25% pa (13 days); 14 July to 29 July: balances \$0.00 to \$4,999.99 earned 0.50% balances \$5,000.00 and above earned 0.50% pa (16 days)

how to make a transaction

online
Log in to www.macquarie.com.au/personal

by phone
Call 133 275 to make a phone transaction

transfers from another bank account
Transfer funds from another bank to this account:
BSB 182 512
ACCOUNT NO. 961222320

deposits using BPay
From another bank



Bill code: 667022
Ref: 961 222 320

continued on next

Your Statement

Statement 33	(Page 1 of 2)
Account Number	06 7167 18370880
Statement Period	31 May 2023 - 30 Aug 2023
Closing Balance	\$21.37 CR
Enquiries	13 2221

008
THE JOHNSTREAM SUPERANNUATION FUND
34 STRATHEARN RD
LEURA NSW 2780

Accelerator Cash Account

Name: JOHN JOSEPH STEPHENSON AND PAUL GERARD S
TEPHENSON ATF THE JOHNSTREAM SUPERANNUAT
ION FUND

Note: Have you checked your statement today? It's easy to find out more information about each of your transactions by logging on to the CommBank App or NetBank. Should you have any questions on fees or see an error please contact us on the details above. Cheque proceeds are available when cleared.


The date of transactions shown here may be different on your other transaction lists (for example, the transaction list that appears on the CommBank app).

Date	Transaction	Debit	Credit	Balance
31 May 2023	OPENING BALANCE			\$21.28 CR
01 Jun	Credit Interest		0.03	\$21.31 CR
01 Jul	CREDIT INTEREST EARNED on this account to June 30, 2023 is \$0.21			
01 Jul	Credit Interest		0.03	\$21.34 CR
01 Aug	Credit Interest		0.03	\$21.37 CR
30 Aug 2023	CLOSING BALANCE			\$21.37 CR
	Opening balance	-	Total debits	+ Total credits = Closing balance
	\$21.28 CR		Nil	\$0.09 \$21.37 CR

Your Credit Interest Rate Summary

Date	Balance	Standard Credit Interest Rate (p.a.)
30 Aug	\$0.00 and over	1.90%

Note. Interest rates are effective as at the date shown but are subject to change.



005747 000 TCL

MR JOHN JOSEPH STEPHENSON &
MR PAUL GERARD STEPHENSON
<JOHNSTREAM SUPER FUND A/C>
34 STRATHEARN RD
LEURA NSW 2780

Update Your Information



www.computershare.com.au/easyupdate/tcl



Computershare Investor Services Pty Limited
GPO Box 2975 Melbourne
Victoria 3001 Australia



(within Australia) 1300 360 146
(international) +61 3 9415 4315

Holder Identification
Number (HIN)

HIN WITHHELD

Annual Tax Statement

TRIPLE STAPLED SECURITIES – DISTRIBUTIONS

Australian resident individual investors should use the below Tax Statement to assist in completing their 2023 Income Tax Return. This Annual Tax Statement should be read in conjunction with the Transurban Tax Statement Guide, available on the Transurban website at www.transurban.com/investor-centre/distributions-and-tax/tax-guides. If an investor has a tax year ending on a date other than 30 June, they should seek advice from their tax adviser.

Transurban Holding Trust ("THT") is an Attribution Managed Investment Trust ("AMIT") for the year ended 30 June 2023. It is required to provide you with an AMIT Member Annual ("AMMA") Statement. This Annual Tax Statement is also your AMMA Statement in respect of your security holding in THT during the year ended 30 June 2023. This AMMA Statement also provides a reasonable estimate of the AMIT cost base net amount for the year ended 30 June 2023.

This Annual Tax Statement and accompanying notes are not intended to be tax advice and investors should consult a professional tax adviser if necessary for completion of income tax returns.

PART A: SUMMARY OF 2023 INCOME TAX RETURN FOR INDIVIDUAL (INCLUDING SUPPLEMENTARY SECTIONS)

Item	Australian Resident Individual Tax Return Label	Total
Dividends - Franked	11T	\$44.48
Franking credit	11U	\$19.06
Share of non-primary production income	13U	\$579.86
Franked distributions from trusts	13C	\$3.80
Share of franking credits from franked dividends	13Q	\$1.14
Share of credit for TFN amounts withheld	13R	\$0.00
Share of credit for foreign resident withholding amounts	13A	\$0.00
Net capital gain	18A	\$1.81
Total current year capital gains	18H	\$3.62

PART B: COMPONENTS

Dividend - Transurban Holdings Limited ¹	30 June 2022 (paid August 2022)	31 December 2022 (paid February 2023)	Total
Dividends - Franked	\$44.48	\$0.00	\$44.48
Franking Credit / Tax Offset	\$19.06	\$0.00	\$19.06
Distribution - Transurban Holding Trust ² Assessable Australian Income (Attribution Amounts)	31 December 2022 (paid February 2023)	30 June 2023 (paid August 2023)	Total
Interest Income	\$143.33	\$131.58	\$274.91
Rent and Other Income ³	\$144.23	\$145.81	\$290.04
Non-Concessional MIT Income (NCMI)	\$6.67	\$8.24	\$14.91
Discounted Capital Gains TARP	\$0.00	\$1.81	\$1.81
Other Capital Gains Distribution	\$0.00	\$1.81	\$1.81
Franked Distribution	\$0.00	\$2.66	\$2.66
Franking Credit / Tax Offset	\$0.00	\$1.14	\$1.14
Other - Transurban Holding Trust ⁴	31 December 2022 (paid February 2023)	30 June 2023 (paid August 2023)	Total
Non-Assessable Amount	\$295.13	\$386.41	\$681.54
TFN / ABN Withholding	\$0.00	\$0.00	\$0.00
AMIT Withholding	\$0.00	\$0.00	\$0.00
Non-Resident Withholding	\$0.00	\$0.00	\$0.00

Net Cash Distribution For The Year - Transurban Holding Trust⁴

Gross Distribution (paid February 2023)	\$589.36
Tax withheld	\$0.00
Gross Distribution (paid August 2023)	\$678.32
Tax withheld	\$0.00
Net cash distributions applicable to the year ended 30 June 2023	\$1,267.68

PART C: AMIT COST BASE ADJUSTMENTS - Transurban Holding Trust⁴

AMIT cost base net increase amount	\$0.00
AMIT cost base net decrease amount	\$681.54

Notes:

1. This dividend represents the payment from Transurban Holdings Limited ABN 86 098 143 429.
2. This distribution represents the payment from Transurban Holding Trust ABN 30 169 362 255.
3. Rent and Other Income includes amounts that are 'Excluded from NCMI'. 'Excluded from NCMI' refers to amounts that would have been NCMI but are not NCMI due to the application of any of the following provisions:
 - Subsection 12-437(5) in Schedule 1 to the *Taxation Administration Act 1953* ("TAA 1953") – approved economic infrastructure facility exception;
 - Section 12-440 in Schedule 1 to the TAA 1953 – MIT cross staple arrangement income transitional provisions.
4. These disclosures relate to the distribution from Transurban Holding Trust ABN 30 169 362 255.

Interest & Estimated Dividend Summary

AUSIEX

1 JULY 2022 - 30 JUNE 2023

SHARES - 6353791 - HIN 71067360

MR JOHN JOSEPH STEPHENSON + MR PAUL GERARD STEPHENSON <JOHNSTREAM SUPER FUND A/C>

ESTIMATED DIVIDEND SUMMARY

ANZ - ANZ GROUP HOLDINGS FPO (ORDINARY FULLY PAID)

Ex-div date	Payment Date	Type	Dividend per share	Units	Est. Unfranked Amount	Est. Franked Amount	Est. Total Dividend	Est. Franking Credit
07-Nov-2022	15-Dec-2022	Final	\$0.7400	588	\$0.00	\$435.12	\$435.12	\$186.48
09-May-2022	01-Jul-2022	Interim	\$0.7200	588	\$0.00	\$423.36	\$423.36	\$181.44
Sub Total					\$0.00	\$858.48	\$858.48	\$367.92

CBA - COMMONWEALTH BANK. FPO (ORDINARY FULLY PAID)

Ex-div date	Payment Date	Type	Dividend per share	Units	Est. Unfranked Amount	Est. Franked Amount	Est. Total Dividend	Est. Franking Credit
22-Feb-2023	30-Mar-2023	Interim	\$2.1000	4,200	\$0.00	\$8,820.00	\$8,820.00	\$3,780.00
17-Aug-2022	29-Sep-2022	Final	\$2.1000	4,200	\$0.00	\$8,820.00	\$8,820.00	\$3,780.00
Sub Total					\$0.00	\$17,640.00	\$17,640.00	\$7,560.00

NAB - NATIONAL AUST. BANK FPO (ORDINARY FULLY PAID)

Ex-div date	Payment Date	Type	Dividend per share	Units	Est. Unfranked Amount	Est. Franked Amount	Est. Total Dividend	Est. Franking Credit
15-Nov-2022	14-Dec-2022	Final	\$0.7800	606	\$0.00	\$472.68	\$472.68	\$202.58
11-May-2022	05-Jul-2022	Interim	\$0.7300	606	\$0.00	\$442.38	\$442.38	\$189.59
Sub Total					\$0.00	\$915.06	\$915.06	\$392.17

SHL - SONIC HEALTHCARE FPO (ORDINARY FULLY PAID)

Ex-div date	Payment Date	Type	Dividend per share	Units	Est. Unfranked Amount	Est. Franked Amount	Est. Total Dividend	Est. Franking Credit
07-Mar-2023	22-Mar-2023	Interim	\$0.4200	1,002	\$0.00	\$420.84	\$420.84	\$180.36
06-Sep-2022	21-Sep-2022	Final	\$0.6000	1,002	\$0.00	\$601.20	\$601.20	\$257.66
Sub Total					\$0.00	\$1,022.04	\$1,022.04	\$438.02

TCL - TRANSURBAN GROUP STAPLED (FULLY PAID ORDINARY/UNITS STAPLED SECURITIES)

Ex-div date	Payment Date	Type	Dividend per share	Units	Est. Unfranked Amount	Est. Franked Amount	Est. Total Dividend	Est. Franking Credit
29-Dec-2022	13-Feb-2023	Interim	\$0.2650	2,224	\$589.36	\$0.00	\$589.36	\$0.00
29-Jun-2022	23-Aug-2022	Final	\$0.2600	2,224	\$529.98	\$48.26	\$578.24	\$20.68
Sub Total					\$1,119.34	\$48.26	\$1,167.60	\$20.68

WBC - WESTPAC BANKING CORP FPO (ORDINARY FULLY PAID)

Ex-div date	Payment Date	Type	Dividend per share	Units	Est. Unfranked Amount	Est. Franked Amount	Est. Total Dividend	Est. Franking Credit
11-May-2023	27-Jun-2023	Interim	\$0.7000	1,126	\$0.00	\$788.20	\$788.20	\$337.80
17-Nov-2022	20-Dec-2022	Final	\$0.6400	1,126	\$0.00	\$720.64	\$720.64	\$308.85
Sub Total					\$0.00	\$1,508.84	\$1,508.84	\$646.65
TOTAL					\$1,119.34	\$21,992.68	\$23,112.02	\$9,425.44

ESTIMATED INTEREST RECEIVED

There are no transactions on this account for the given period.

TOTAL	\$0.00
-------	--------

(1) This is an estimate prepared by AUSIEX based upon units that you hold in accordance with our records. Your actual entitlement will be determined by whether or not a company's share registry shows you as owning shares at the relevant record dates. Amounts that may have been withheld for failing to provide your tax file number to your share registries are not disclosed on this report.

Dividends are estimated by AUSIEX based on the total registered Units held on the Record Date of the dividend. The following fields are estimated in accordance with the calculations outlined below:
(a) Units = Total registered units of security held on the Record Date of the dividend
(b) Est. Unfranked Amount = Units X Dividend per security X Unfranked %
(c) Est. Franked Amount = Units X Dividend per security X Franked %
(d) Est. Franking Credit = (Est. Franked Amount X company tax rate)/(100 - company tax rate)
(e) Est. Total Dividend = Units x Dividend per security

(2) If you have total franking credit amounts greater than \$5,000, in order to be eligible to claim the benefit of the franking credit, you must have held the security for at least 45 consecutive days, not including date of purchase and date of sale. Where the 45 day holding requirement has not been satisfied, the holding period rule (also known as the 45 day rule) may apply to deny the franking credits attached to the dividend received in respect of the particular security.If that situation applies to you please speak to your tax adviser.

Please refer to your dividend statement provided by the Share Registry for any foreign tax credits you may be entitled to and breakdown of any trust distribution you may have received.

For details of the components of your ASX listed trust distributions you will need to refer to the Annual Tax Statement issued by the trust manager.

DISCLAIMER

This statement is issued by Australian Investment Exchange Limited ABN 71 076 515 930 AFSL 241400 ("AUSIEX"), a Market Participant of ASX Limited and Cboe Australia Pty Limited, a Clearing Participant of ASX Clear Pty Limited and a Settlement Participant of ASX Settlement Pty Limited. AUSIEX is a wholly owned, but not guaranteed, subsidiary of Nomura Research Institute, LTD. Information contained in this statement is believed to be accurate at the time the statement is generated. NRI and its subsidiaries do not accept any liability for any errors or omissions contained in this statement, or any responsibility for any action taken in reliance on this statement.

This statement is a summary document only and it is not intended to replace any document which contains information that may be required for taxation purposes. You should therefore retain your CHESS statements, dividend statements, confirmations and bank account statements for your records in this regard. If there are any errors in this statement, please contact us as set out below. The total brokerage outlined does not include any rebates you may have received over the financial year. Please refer to your transaction statement records for any rebates you may have received for the statement period. This statement only includes dividends paid for holdings held with AUSIEX. Any dividends paid (based on the ex-dividend date) prior to holdings being transferred to AUSIEX are not included in this report. This report may not include information on some accounts if you have switched products during the financial year. AUSIEX is not a registered tax practitioner and the information provided in this report does not constitute tax advice. The above information, whilst based upon your holdings, only takes into account those of your circumstances of which we are aware. It is recommended that you provide the statement to your tax adviser or accountant in order that your particular circumstances can be properly addressed.

Address Locked Bag 3005, Australia Square NSW 1215 | Enquiries 1800 252 351 | 8:30am - 5:30pm Sydney time, Mon to Fri | www.ausiox.com.au

GLOSSARY

Units	The number of registered securities that you own.
Unit Price	The Portfolio Valuation 'Unit Price' is calculated using a 'Reference' Price provided by the ASX which takes into account an adjustment to determine value at Close of Market if the Security does not trade in the Closing Single Price Auction on the Valuation Date. The Unit Price in the Transaction Summary is the average price paid for each unit of stock as detailed in your contract note.
Brokerage	The fee or charge that is paid by you when transacting a buy or sell. Brokerage and costs may include advice and/or service fees charged to you by your adviser (where applicable). Refer to your adviser for further details.
Holder Identification Number (HIN)	When you are CHESS sponsored with a Broker you will be issued a unique number, called a HIN. Multiple holdings can be registered under the single HIN. A HIN starts with the letter X and usually followed by 10 numbers, e.g. X0001234567.
Dividend	A dividend is a payment made to shareholders from the company. This payment is a portion of the company's profits. ASX listed companies typically pay dividends twice a year, usually as an 'interim' dividend and a 'final dividend'. From time to time, a company may also pay a 'special' dividend.
Ex-dividend date	The ex-dividend date occurs two business days before the company's Record Date. To be entitled to a dividend a shareholder must have purchased the shares before the ex-dividend date. If you purchase shares on or after that date, the previous owner of the shares (and not you) is entitled to the dividend.
Interim dividend	A dividend paid during a year representing a return based on the previous six months' financial performance and the outlook for the future.
Final dividend	A dividend paid during a year representing a return based on the previous twelve months' financial performance.
Special dividend	A dividend paid by the company outside typical recurring (interim and final) dividend cycle.
Record date	The record date is the date the share registries use in determining who is entitled to a dividend or entitlement associated with a security. Those who held the security in the company and were on the register on the record date are eligible for the entitlement.
Payment date	The date on which a declared dividend is scheduled to be paid.
Unfranked dividend	Dividends which do not carry a franking credit.
Franked dividend	Franked dividends are paid to security holders out of profits on which the company has already paid tax.
Franking /Imputation Credit	A franking credit is your share of tax paid by a company on the profits from which your dividend are paid. They are also known as Imputation Credits.

Invoice Date
04 Oct 2022

Invoice Number
INV-9551

TAX INVOICE

JOHNSTREAM SUPERANNUATION FUND
34 Strathearn Rd
LEURA NSW 2780
AUSTRALIA
ABN: 33 960 388 116

Description	Quantity	Unit Price	GST Amount AUD	
SF, Preparation and Lodgement of financial Accounts for the Self-Managed Superannuation Fund for the period ended 30th June 2022.	1.00	1,215.00	10%	1,215.00
ASF, Audit of Self-Managed Superannuation Fund and calculation of minimum pension.	1.00	875.00	10%	875.00
			Subtotal	2,090.00
			Total GST 10%	209.00
			Invoice Total AUD	2,299.00
			Total Net Payments AUD	2,299.00
			Amount Due AUD	0.00

PAYMENT ADVICE

To: Pacific Ridge Capital
PO BOX 613
BALGOWLAH NSW 2093
AUSTRALIA
Due Date: 11 Oct 2022

Pacific Ridge Capital
BSB: 032-101
ACCOUNT NO: 148238

Customer	JOHNSTREAM SUPERANNUATION FUND
Invoice Number	INV-9551
Amount Due	0.00
Due Date	11 Oct 2022

Amount Enclosed

Enter the amount you are paying above



Agent MONEYTAX (BROOKVALE)
Client THE TRUSTEE FOR
JOHNSTREAM SUPERANNUATION
FUND
ABN 33 960 388 116
TFN 915 343 407

Income tax 551

Date generated	07 September 2023
Overdue	\$0.00
Not yet due	\$0.00
Balance	\$0.00

Transactions

4 results found - from **07 September 2021** to **07 September 2023** sorted by **processed date** ordered **newest to oldest**

Processed date	Effective date	Description	Debit (DR)	Credit (CR)	Balance
6 Oct 2022	11 Oct 2022	EFT refund for Income Tax for the period from 01 Jul 21 to 30 Jun 22	\$8,098.08		\$0.00
6 Oct 2022	6 Oct 2022	Tax return Self Man Superfund - Income Tax for the period from 01 Jul 21 to 30 Jun 22		\$8,098.08	\$8,098.08 CR
23 Sep 2021	28 Sep 2021	EFT refund for Income Tax for the period from 01 Jul 20 to 30 Jun 21	\$5,587.66		\$0.00
23 Sep 2021	23 Sep 2021	Tax return Self Man Superfund - Income Tax for the period from 01 Jul 20 to 30 Jun 21		\$5,587.66	\$5,587.66 CR

JOHNSTREAM SF

Trial Balance**As At 30 Jun 2023**

	Debit	As at 30 Jun 2022 Credit	Quantity	Debit	As at 30 Jun 2023 Credit	Quantity
Income						
Investment Gains						
Market Gains						
Shares in Listed Companies						
ANZ Banking Group Ltd	\$	987.84		\$	987.84	
Australia And New Zealand Banking Group Limited - Rights-Apps	\$	164.00		\$	164.00	
Commonwealth Bank of Australia	\$	41,538.00		\$	41,538.00	
National Australia Bank Ltd	\$	709.02		\$	618.12	
Sonic Healthcare Limited	\$	2,565.12		\$	2,565.12	
Westpac Banking Corporation	\$	2,071.84		\$	2,071.84	
Total Shares in Listed Companies	\$	46,708.68		\$	46,708.68	
Stapled Securities						
Transurban Group - Ordinary Shares/Units	\$	289.12		\$	289.12	
Total Stapled Securities	\$	607.89		\$	289.12	
Total Market Gains	\$	54,645.49		\$	46,419.56	
Total Investment Gains	\$	54,645.49		\$	46,419.56	
Investment Income						
Distributions						
Stapled Securities						
Transurban Group - Ordinary Shares/Units	\$	1,268.82		\$	1,268.82	
Total Stapled Securities	\$	868.98		\$	1,268.82	
Total Distributions	\$	868.98		\$	1,268.82	
Dividends						
Shares in Listed Companies						
ANZ Banking Group Ltd	\$	1,192.80		\$	1,226.40	
Commonwealth Bank Ltd	\$	22,500.00		\$	25,200.00	
National Australia Bank Ltd	\$	1,099.46		\$	1,307.23	
Sonic Healthcare Limited	\$	1,277.19		\$	1,460.06	
Westpac Banking Corp	\$	1,946.37		\$	2,155.49	
Total Shares in Listed Companies	\$	28,015.82		\$	31,349.18	
Stapled Securities						
Transurban Group - Ordinary Shares/Units	\$	63.54		\$	63.54	
Total Stapled Securities	\$	28.59		\$	63.54	
Total Dividends	\$	28,044.41		\$	31,412.72	
Interest						
Cash At Bank						
Commsec Cash Account	\$	0.06		\$	0.21	
Macquarie Bank CMA	\$	1.40		\$	63.75	
Total Cash At Bank	\$	1.46		\$	63.96	
Total Interest	\$	1.46		\$	63.96	
Total Investment Income	\$	28,914.85		\$	32,745.50	
Total Income	\$	25,730.64		\$	79,165.06	

Expenses**Member Payments**

Pensions Paid

Mr John Stephenson						
2018 Pension Account	\$	29,137.00		\$	29,137.00	
Total Mr John Stephenson	\$	29,137.00		\$	29,137.00	
Total Pensions Paid	\$	20,910.54		\$	29,137.00	
Total Member Payments	\$	20,910.54		\$	29,137.00	

Other Expenses

Accountancy Fee	1,314.50	\$	1,336.50
Auditor Fee	\$ 951.50	\$	962.50
SMSF Supervisory Levy	259.00	\$	259.00
Total Other Expenses	\$ 2,525.00	\$	2,558.00
Total Expenses	\$ 23,435.54	\$	31,695.00

Income Tax

Total Income Tax	\$	0.00	\$	0.00
------------------	----	------	----	------

Profit & Loss Clearing Account

Total Profit & Loss Clearing Account	\$	49,166.18	\$	47,470.06
--------------------------------------	----	-----------	----	-----------

Assets**Investments**

Shares in Listed Companies

ANZ Banking Group Ltd	588	\$	13,941.48	588
Commonwealth Bank of Australia	4,200	\$	421,134.00	4,200
National Australia Bank Ltd	606	\$	15,980.22	606
Sonic Healthcare Limited	1,002	\$	35,641.14	1,002
Westpac Banking Corp	1,126	\$	24,028.84	1,126
Total Shares in Listed Companies	466,118.90	\$	510,725.68	

Stapled Securities

Transurban Group - Ordinary Shares/Units Fully Paid Triple Stapled	2,224	\$	31,692.00	2,224
Total Stapled Securities	31,981.12	\$	31,692.00	

Total Investments	\$ 496,162.12	\$	542,417.68
--------------------------	----------------------	-----------	-------------------

Other Assets

Cash At Bank

Commsec Cash Account	21.10	\$	21.31
Macquarie Bank CMA	5.00	\$	6.85
Total Cash At Bank	26.10	\$	28.16

Receivables

Investment Income Receivable

Distributions

Stapled Securities

Transurban Group - Ordinary Shares/Units Fully Paid Triple Stapled	533.76	\$	678.32
Total Stapled Securities	533.76	\$	678.32

Total Distributions	533.76	\$	678.32
----------------------------	---------------	-----------	---------------

Total Investment Income Receivable	533.76	\$	678.32
---	---------------	-----------	---------------

Total Receivables	\$ 533.76	\$	678.32
--------------------------	------------------	-----------	---------------

Current Tax Assets

Franking Credits

Shares in Listed Companies

ANZ Banking Group Ltd	367.92	\$	367.92
Commonwealth Bank of Australia	7,560.00	\$	7,560.00
National Australia Bank Ltd	392.17	\$	392.17
Sonic Healthcare Limited	438.02	\$	438.02
Westpac Banking Corp	646.65	\$	646.65
Total Shares in Listed Companies	8,345.88	\$	9,404.76

Stapled Securities

Transurban Group - Ordinary Shares/Units Fully Paid Triple Stapled	20.20	\$	20.20
Total Stapled Securities	20.20	\$	20.20

Total Franking Credits	8,357.08	\$	9,424.96
-------------------------------	-----------------	-----------	-----------------

Total Current Tax Assets	8,357.08	\$	9,424.96
---------------------------------	-----------------	-----------	-----------------

Total Other Assets	\$ 8,916.94	\$	10,131.44
---------------------------	--------------------	-----------	------------------

Total Assets	\$ 505,079.06	\$	552,549.12
---------------------	----------------------	-----------	-------------------

Liabilities

Total Liabilities	\$	0.00	\$	0.00
Member Entitlements				
Member Entitlement Accounts				
Mr John Stephenson				
2018 Pension Account	\$	505,079.06	\$	552,549.12
Total Mr John Stephenson	\$	505,079.06	\$	552,549.12
Total Member Entitlement Accounts	\$	505,079.06	\$	552,549.12
Total Member Entitlements	\$	505,079.06	\$	552,549.12
Net Total	\$	583,160.09	\$	583,160.09
			\$	631,714.18
			\$	631,714.18