
Workpapers - 2022 Financial Year

John & Donna Larder Superannuation Fund

Preparer: Louise Barlow

Reviewer: Sam Greco

Printed: 13 March 2023

Lead Schedule

2022 Financial Year

Code	Workpaper	CY Balance	LY Balance	Change	Status
23800	Distributions Received	(\$8,121.11)	(\$2,277.34)	256.61%	Ready for Review
23900	Dividends Received	(\$10,339.67)	(\$8,307.59)	24.46%	Ready for Review
24200	Contributions	(\$59,009.92)	(\$50,035.08)	17.94%	Ready for Review
24700	Changes in Market Values of Investments	\$47,800.68	(\$153,555.97)	(131.13)%	Ready for Review
25000	Interest Received	(\$206.97)	(\$72.67)	184.81%	Ready for Review
30100	Accountancy Fees	\$1,210.00		100%	Ready for Review
30200	Administration Costs		\$1,122.00	100%	N/A - Not Applicable
30400	ATO Supervisory Levy	\$259.00	\$518.00	(50)%	Ready for Review
30700	Auditor's Remuneration	\$330.00	\$396.00	(16.67)%	Ready for Review
30902	Morgans Wealth Plus fees	\$773.06	\$3,980.41	(80.58)%	Ready for Review
31500	Bank Charges	\$6.27		100%	Ready for Review
38000	Insurance	\$320.00		100%	Ready for Review
41600	Pensions Paid	\$10,000.00		100%	Ready for Review
48500	Income Tax Expense	\$6,654.18	\$5,166.06	28.81%	Ready for Review
49000	Profit/Loss Allocation Account	\$10,324.48	\$203,066.18	(94.92)%	Ready for Review
50000	Members	(\$496,899.66)	(\$486,575.18)	2.12%	Ready for Review
60400	Bank Accounts	\$15,652.60	\$22,082.04	(29.12)%	Ready for Review
61800	Distributions Receivable	\$8,141.45	\$458.82	1674.43%	Ready for Review

Code	Workpaper	CY Balance	LY Balance	Change	Status
74700	Managed Investments (Australian)		\$463,951.40	100%	Ready for Review
77600	Shares in Listed Companies (Australian)	\$142,925.73		100%	Ready for Review
77700	Shares in Listed Companies (Overseas)	\$567.60	\$1,156.90	(50.94)%	Ready for Review
77800	Shares in Unlisted Private Companies (Australian)			0%	Ready for Review
78200	Units in Listed Unit Trusts (Australian)	\$331,730.79		100%	Ready for Review
84000	GST Payable/Refundable	\$56.67	\$291.08	(80.53)%	Ready for Review
85000	Income Tax Payable /Refundable	(\$2,175.18)	\$806.94	(369.56)%	Ready for Review
86000	PAYG Instalment Payable		(\$2,172.00)	100%	N/A - Not Applicable
88010	Creditors - ATO			0%	N/A - Not Applicable
A	Financial Statements				Ready for Review
B	Permanent Documents				Not Started
C	Other Documents				Ready for Review
D	Pension Documentation				Not Started
E	Estate Planning				Not Started

23800 - Distributions Received

2022 Financial Year

Preparer Louise Barlow

Reviewer Sam Greco

Status Ready for Review

Account Code	Description	CY Balance	LY Balance	Change
DRIV.AX	Betashares Electric Vehicles And Ftr Mobility Etf	(\$39.16)		100%
FANG.AX1	Global X Fang+ Etf	(\$2,172.37)		100%
GAME.AX	Betashares Video Games And Esports Etf	(\$18.25)		100%
IHD.AX	Ishares S&p/asx Div Opportunities Esg Screened Etf	(\$2,275.16)		100%
MorgansWealth+	Morgans Wealth Plus portfolio	(\$1,004.52)		100%
NDQ.AX1	Betashares Nasdaq 100 Etf	(\$1,312.87)		100%
VGE.AX	Vanguard Ftse Emerging Markets Shares Etf	(\$348.45)		100%
VGS.AX	Vanguard Msci Index International Shares Etf	(\$950.33)		100%
W+697435IUq9XxE	Wealth+ Managed Portfolio Service		(\$2,277.34)	100%
TOTAL		CY Balance	LY Balance	
		(\$8,121.11)	(\$2,277.34)	

Supporting Documents

◦ Distribution Reconciliation Report [Report](#)

Standard Checklist

- Attach a copy of all Tax Statements
- Attach a copy of Distribution Reconciliation Report
- Ensure all Distributions have been reviewed on [Distribution Tax Automation](#)

John & Donna Larder Superannuation Fund

Distribution Reconciliation Report

For The Period 01 July 2021 - 30 June 2022

Date	Payment Received	Non Primary Production Income (A) * ₁				Distributed Capital Gains (B) * ₂					Foreign Income * ₃		Non-Assessable			Taxable Income
		Franked	Unfranked	Interest/ Other	Franking Credits	Discounted (After Discount)	Rate * ₅	CGT Concession	Indexed	Other	Foreign Income	Foreign Credits	Tax Exempt	Tax Free	Tax Deferred / AMIT * ₆	
Managed Investments (Australian)																
697435 Morgans Wealth Plus portfolio																
16/08/2021	33.21						S									0.00
23/09/2021	39.96						S									0.00
05/10/2021	285.82						S									0.00
28/10/2021	241.78						S									0.00
18/11/2021	225.00						S									0.00
19/11/2021	178.75						S									0.00
30/06/2022	0.00						S									0.00
30/06/2022	0.00					56,210.67	S									0.00
30/06/2022	0.00	0.37		294.07	0.48	13.98	I				358.99	21.29			337.11	689.18
	1,004.52	0.37		294.07	0.48	56,224.65					358.99	21.29			337.11	56,899.85
<i>Net Cash Distribution:</i>		57,215.19		<i>Variance^:</i> (56,210.67)												
	1,004.52	0.37		294.07	0.48	56,224.65					358.99	21.29			337.11	56,899.85

Units in Listed Unit Trusts (Australian)

DRIV.AX Betashares Electric Vehicles And Ftr Mobility Etf

30/06/2022	39.16						S									0.00
30/06/2022	0.00	0.00	0.00	0.00	0.00	0.00	I	0.00	0.00	0.00	39.16	11.69	0.00	0.00	0.00	50.85

John & Donna Larder Superannuation Fund

Distribution Reconciliation Report

For The Period 01 July 2021 - 30 June 2022

Date	Non Primary Production Income (A) * ₁					Distributed Capital Gains (B) * ₂					Foreign Income * ₃		Non-Assessable			Taxable Income
	Payment Received	Franked	Unfranked	Interest/ Other	Franking Credits	Discounted (After Discount)	Rate * ₅	CGT Concession	Indexed	Other	Foreign Income	Foreign Credits	Tax Exempt	Tax Free	Tax Deferred / AMIT * ₆	
	39.16	0.00	0.00	0.00	0.00	0.00		0.00	0.00	0.00	39.16	11.69	0.00	0.00	0.00	50.85
<i>Net Cash Distribution:</i>		39.16														
FANG.AX Global X Fang+ Etf																
30/06/2022	2,172.37						S								0.00	
30/06/2022	0.00	0.00	0.00	0.00	0.00	599.04	I	599.04	0.00	853.09	0.00	0.00	0.00	0.00	121.20	1,452.13
	2,172.37	0.00	0.00	0.00	0.00	599.04		599.04	0.00	853.09	0.00	0.00	0.00	0.00	121.20	1,452.13
<i>Net Cash Distribution:</i>		2,172.37														
GAME.AX Betashares Video Games And Esports Etf																
30/06/2022	18.25						S								0.00	
30/06/2022	0.00	0.00	0.00	0.00	0.00	0.00	I	0.00	0.00	0.00	18.25	3.03	0.00	0.00	0.00	21.28
	18.25	0.00	0.00	0.00	0.00	0.00		0.00	0.00	0.00	18.25	3.03	0.00	0.00	0.00	21.28
<i>Net Cash Distribution:</i>		18.25														
IHD.AX Ishares S&p/asx Div Opportunities Esg Screened Etf																
21/04/2022	990.08						S								0.00	
30/06/2022	1,285.08						S								0.00	
30/06/2022	0.00	2,046.19	40.16	49.96	934.38	0.00	I	0.00	0.00	0.00	74.59	5.15	0.00	0.00	64.27	3,150.43
	2,275.16	2,046.19	40.16	49.96	934.38	0.00		0.00	0.00	0.00	74.59	5.15	0.00	0.00	64.27	3,150.43
<i>Net Cash Distribution:</i>		2,275.17	<i>Variance^:</i>	<i>(0.01)</i>												
NDQ.AX Betashares Nasdaq 100 Etf																

John & Donna Larder Superannuation Fund

Distribution Reconciliation Report

For The Period 01 July 2021 - 30 June 2022

Date	Non Primary Production Income (A) * ₁					Distributed Capital Gains (B) * ₂					Foreign Income * ₃		Non-Assessable			Taxable Income
	Payment Received	Franked	Unfranked	Interest/ Other	Franking Credits	Discounted (After Discount)	Rate * ₅	CGT Concession	Indexed	Other	Foreign Income	Foreign Credits	Tax Exempt	Tax Free	Tax Deferred / AMIT * ₆	
30/06/2022	1,312.87						S								0.00	
30/06/2022	0.00	0.00	0.00	0.03	0.00	1,271.59	I	1,271.58	0.00	0.00	82.54	48.89	0.00	0.00	(1,312.87)	1,403.05
	1,312.87	0.00	0.00	0.03	0.00	1,271.59		1,271.58	0.00	0.00	82.54	48.89	0.00	0.00	(1,312.87)	1,403.05
<i>Net Cash Distribution:</i>		<i>1,312.87</i>														
VGE.AX Vanguard Ftse Emerging Markets Shares Etf																
20/04/2022	106.47						S								0.00	
30/06/2022	241.98						S								0.00	
30/06/2022	0.00	0.00	0.00	0.00	0.00	34.39	I	34.38	0.00	0.00	308.68	67.89	0.00	0.00	(29.00)	410.96
	348.45	0.00	0.00	0.00	0.00	34.39		34.38	0.00	0.00	308.68	67.89	0.00	0.00	(29.00)	410.96
<i>Net Cash Distribution:</i>		<i>348.45</i>														
VGS.AX Vanguard Msci Index International Shares Etf																
20/04/2022	405.28						S								0.00	
30/06/2022	545.05						S								0.00	
30/06/2022	0.00	0.00	0.00	0.00	0.00	181.62	I	181.61	0.00	0.00	782.16	128.43	0.00	0.00	(195.06)	1,092.21
	950.33	0.00	0.00	0.00	0.00	181.62		181.61	0.00	0.00	782.16	128.43	0.00	0.00	(195.06)	1,092.21
<i>Net Cash Distribution:</i>		<i>950.33</i>														
	7,116.59	2,046.19	40.16	49.99	934.38	2,086.64		2,086.61	0.00	853.09	1,305.38	265.08	0.00	0.00	(1,351.46)	7,580.91

John & Donna Larder Superannuation Fund

Distribution Reconciliation Report

For The Period 01 July 2021 - 30 June 2022

Date	Non Primary Production Income (A) * ₁				Distributed Capital Gains (B) * ₂				Foreign Income * ₃		Non-Assessable				Taxable Income	
	Payment Received	Franked	Unfranked	Interest/ Other	Franking Credits	Discounted (After Discount)	Rate * ₅	CGT Concession	Indexed	Other	Foreign Income	Foreign Credits	Tax Exempt	Tax Free		Tax Deferred / AMIT * ₆
TOTAL	8,121.11	2,046.56	40.16	344.06	934.86	58,311.29		2,086.61	0.00	853.09	1,664.37	286.37	0.00	0.00	(1,014.35)	64,480.76

Total Distributed Gains

Discount Rate	Discounted	Gross
Superfund 1/3	56,210.67	84,316.01
Individual 50%(I)	2,100.62	5,054.30
Total	58,311.29	89,370.31

*₁ Summary of Non Primary Production Income (A)

Tax Label	Franked	Unfranked	Interest/Other	Less Other Deduction	Income Before Credits * ₇	Franking Credits	Total Including Credits
11M Gross trust distributions	2,046.56	40.16	344.06	0.00	2,430.78	934.86	3,365.64

*₂ Forms part of the Net Capital Gains calculation for Tax Label 11A.

*₃ Forms part of the Foreign Credits calculation for Tax Label 11D, D1, 13C1.

*₄ Taxable Income is designed to match Tax Statement provided by Fund Manager.

Taxable Income in the SMSF Annual Return will be different due to application of Capital Losses in Net Capital Gain calculation and application of different discount method.

*₅ This is the discount rate selected for the transaction. "S" being Super Funds at 1/3 and "I" being Individual at 50%.

*₆ AMIT cost base net increase is reflected as negative amount i.e. negative tax deferred and AMIT cost base net decrease is reflected as positive amount i.e. positive tax deferred.

*₇ Sum of Income Before Credits reconciles with Taxable Trust Distributions in Statement of Taxable Income.

^ Variance between Payment Received and Net Cash Distribution.

23900 - Dividends Received

2022 Financial Year

Preparer Louise Barlow

Reviewer Sam Greco

Status Ready for Review

Account Code	Description	CY Balance	LY Balance	Change
IOZ.AX	Ishares Core S&p/asx 200 Etf	(\$4,073.60)		100%
MorgansWealth+	Morgans Wealth Plus portfolio	(\$6,266.07)		100%
W+697435IIUq9XxE	Wealth+ Managed Portfolio Service		(\$8,307.59)	100%
TOTAL		CY Balance	LY Balance	
		(\$10,339.67)	(\$8,307.59)	

Supporting Documents

- Investment Income Comparison Report [Report](#)
- Dividend Reconciliation Report [Report](#)

Standard Checklist

- Attach copies of all dividend statements
- Attach copy of Dividend Reconciliation Report
- Attach copy of Investment Income Comparison Report

John & Donna Larder Superannuation Fund

Dividend Reconciliation Report

For The Period 01 July 2021 - 30 June 2022

Date	Net Payment Received	Australian Income			Foreign Income			Withheld		
		Unfranked	Franked	Franking Credits	Foreign Income	Foreign Credits	NZ Credits	TFN Withheld	Non-Resident	LIC Deduction
Managed Investments (Australian)										
697435 Morgans Wealth Plus portfolio										
02/07/2021	615.60	0.00	615.60	263.83						
02/07/2021	90.00	0.00	90.00	38.57						
09/07/2021	45.23	45.23								
07/09/2021	71.20	0.00	71.20	30.51						
10/09/2021	252.00	0.00	252.00	108.00						
21/09/2021	1,800.22		1,800.22	771.52						
21/09/2021	690.00		690.00	295.71						
23/09/2021	450.00	0.00	450.00	192.86						
23/09/2021	320.00	0.00	320.00	137.14						
29/09/2021	657.10	0.00	657.10	281.61						
29/09/2021	315.00	0.00	315.00	135.00						
29/09/2021	78.76	0.00	78.76	33.75						
15/10/2021	482.80		482.80	206.91						
21/10/2021	398.16	199.08	199.08	85.32						
	6,266.07	244.31	6,021.76	2,580.73						

John & Donna Larder Superannuation Fund

Dividend Reconciliation Report

For The Period 01 July 2021 - 30 June 2022

Date	Net Payment Received	Australian Income			Foreign Income			Withheld		
		Unfranked	Franked	Franking Credits	Foreign Income	Foreign Credits	NZ Credits	TFN Withheld	Non-Resident	LIC Deduction
	6,266.07	244.31	6,021.76	2,580.73						
Shares in Listed Companies (Australian)										
IOZ.AX Ishares Core S&p/asx 200 Etf										
21/04/2022	1,546.91	242.09	1,304.82	559.21						
30/06/2022	2,526.69	395.43	2,131.26	913.40						
	4,073.60	637.52	3,436.08	1,472.61						
	4,073.60	637.52	3,436.08	1,472.61						
TOTAL	10,339.67	881.83	9,457.84	4,053.34						

Tax Return Reconciliation

	Totals	Tax Return Label
Unfranked	881.83	J
Franked Dividends	9,457.84	K
Franking Credits	4,053.34	L

John & Donna Larder Superannuation Fund

Investment Income Comparison Report

As at 30 June 2022

Investment	Ledger Data			ASX & UUT Data							
	Transaction Date	Income Amount	Franking Credit	Date Payable	Ex Div/Dist Date	Units On Hand	45 Day Qualified	Amount per share/unit	Estimated Income	Estimated Franking*	
Reconciled											
Shares in Listed Companies (Australian)											
IOZ.AX	Ishares Core S&p/asx 200 Etf	21/04/2022	1,546.91	559.21	21/04/2022	07/04/2022	4,118.00	4,118.00	0.3756	1,546.91	559.21
IOZ.AX	Ishares Core S&p/asx 200 Etf	30/06/2022	2,526.69	913.40							
IOZ.AX	Ishares Core S&p/asx 200 Etf				13/07/2022	01/07/2022	4,118.00	4,118.00	0.6136	2,526.69	831.53
			4,073.60	1,472.61					0.9892	4,073.60	1,390.74
Units in Listed Unit Trusts (Australian)											
BNKS.AX	Betashares Global Banks Etf - Currency Hedged				18/07/2022	01/07/2022	7,014.00	7,014.00	0.0000	0.00	
DRIV.AX	Betashares Electric Vehicles And Ftr Mobility Etf	30/06/2022	39.16	0.00							
DRIV.AX	Betashares Electric Vehicles And Ftr Mobility Etf				18/07/2022	01/07/2022	916.00	916.00	0.0427	39.16	0.00
FANG.AX	Global X Fang+ Etf	30/06/2022	2,172.37	0.00							
FANG.AX	Global X Fang+ Etf				15/07/2022	30/06/2022	3,165.00	3,165.00	0.6864	2,172.37	0.00
GAME.AX	Betashares Video Games And Esports Etf	30/06/2022	18.25	0.00							
GAME.AX	Betashares Video Games And Esports Etf				18/07/2022	01/07/2022	815.00	815.00	0.0224	18.25	0.00
IHD.AX	Ishares S&p/asx Div Opportunities Esg Screened Etf	21/04/2022	990.08		21/04/2022	07/04/2022	4,465.00	4,465.00	0.2217	990.08	380.36
IHD.AX	Ishares S&p/asx Div Opportunities Esg Screened Etf	30/06/2022	1,285.08	934.38							
IHD.AX	Ishares S&p/asx Div Opportunities Esg Screened Etf				13/07/2022	01/07/2022	4,465.00	4,465.00	0.2878	1,285.08	496.55
NDQ.AX	Betashares Nasdaq 100 Etf	30/06/2022	1,312.87	0.00							
NDQ.AX	Betashares Nasdaq 100 Etf				18/07/2022	01/07/2022	1,560.00	1,560.00	0.8416	1,312.87	0.00
VGE.AX	Vanguard Ftse Emerging Markets Shares Etf	20/04/2022	106.47		20/04/2022	01/04/2022	655.00	655.00	0.1626	106.47	0.00
VGE.AX	Vanguard Ftse Emerging Markets Shares Etf	30/06/2022	241.98	0.00							

John & Donna Larder Superannuation Fund
Investment Income Comparison Report

As at 30 June 2022

Investment	Ledger Data			ASX & UUT Data						
	Transaction Date	Income Amount	Franking Credit	Date Payable	Ex Div/Dist Date	Units On Hand	45 Day Qualified	Amount per share/unit	Estimated Income	Estimated Franking*
VGE.AX	Vanguard Ftse Emerging Markets Shares Etf			18/07/2022	01/07/2022	655.00	655.00	0.3694	241.98	0.00
VGS.AX	Vanguard Msci Index International Shares Etf	20/04/2022	405.28	20/04/2022	01/04/2022	994.00	994.00	0.4077	405.28	0.00
VGS.AX	Vanguard Msci Index International Shares Etf	30/06/2022	545.05							0.00
VGS.AX	Vanguard Msci Index International Shares Etf			18/07/2022	01/07/2022	994.00	994.00	0.5483	545.05	0.00
			7,116.59	934.38				3.5907	7,116.59	876.91

Unreconciled

Managed Investments (Australian)

697435	Morgans Wealth Plus portfolio	02/07/2021	705.60	302.40						
697435	Morgans Wealth Plus portfolio	09/07/2021	45.23							
697435	Morgans Wealth Plus portfolio	16/08/2021	33.21							
697435	Morgans Wealth Plus portfolio	07/09/2021	71.20	30.51						
697435	Morgans Wealth Plus portfolio	10/09/2021	252.00	108.00						
697435	Morgans Wealth Plus portfolio	21/09/2021	2,490.22	1,067.23						
697435	Morgans Wealth Plus portfolio	23/09/2021	809.96	330.00						
697435	Morgans Wealth Plus portfolio	29/09/2021	1,050.86	450.36						
697435	Morgans Wealth Plus portfolio	05/10/2021	285.82							
697435	Morgans Wealth Plus portfolio	15/10/2021	482.80	206.91						
697435	Morgans Wealth Plus portfolio	21/10/2021	398.16	85.32						
697435	Morgans Wealth Plus portfolio	28/10/2021	241.78							
697435	Morgans Wealth Plus portfolio	18/11/2021	225.00							
697435	Morgans Wealth Plus portfolio	19/11/2021	178.75							

John & Donna Larder Superannuation Fund
Investment Income Comparison Report

As at 30 June 2022

Investment	Ledger Data			ASX & UUT Data						
	Transaction Date	Income Amount	Franking Credit	Date Payable	Ex Div/Dist Date	Units On Hand	45 Day Qualified	Amount per share/unit	Estimated Income	Estimated Franking*
697435	Morgans Wealth Plus portfolio	30/06/2022	0.00	0.48						
			7,270.59	2,581.21						
			18,460.78	4,988.20				4.5799	11,190.19	2,267.65

*Franking credit is estimated using 45 day qualified units. The estimation might not be accurate for preference shares and hedging arrangements.

24200 - Contributions

2022 Financial Year

Preparer Louise Barlow

Reviewer Sam Greco

Status Ready for Review

Account Code	Description	CY Balance	LY Balance	Change
LARDON00001A	(Contributions) Larder, Donna - Accumulation (Accumulation)	(\$31,509.92)	(\$25,035.08)	25.86%
LARJOH00001A	(Contributions) Larder, John - Accumulation (Accumulation)	(\$27,500.00)	(\$25,000.00)	10%
TOTAL		CY Balance	LY Balance	
		(\$59,009.92)	(\$50,035.08)	

Supporting Documents

- Contributions Breakdown Report [Report](#)

Standard Checklist

- Attach copies of S290-170 notices (if necessary)
- Attach copy of Contributions Breakdown Report
- Attach SuperStream Contribution Data Report
- Check Fund is registered for SuperStream (if necessary)
- Ensure all Contributions have been allocated from Bank Accounts
- Ensure Work Test is satisfied if members are over 65

John & Donna Larder Superannuation Fund

Contributions Breakdown Report

For The Period 01 July 2021 - 30 June 2022

Summary

Member	D.O.B	Age (at 30/06/2021)	Total Super Balance (at 30/06/2021) *1	Concessional	Non-Concessional	Other	Reserves	Total
Larder, Donna	16/08/1963	57	184,542.89	27,500.00	4,029.92	(20.00)	0.00	31,509.92
Larder, John	03/10/1960	60	302,032.29	27,500.00	0.00	0.00	0.00	27,500.00
All Members				55,000.00	4,029.92	(20.00)	0.00	59,009.92

*1 TSB can include information external to current fund's transaction records. The amount is per individual across all funds.

Contribution Caps

Member	Contribution Type	Contributions	Cap	Current Position
Larder, Donna	Concessional	27,500.00	27,500.00	At Limit
	Non-Concessional	4,029.92	110,000.00	105,970.08 Below Cap
Larder, John	Concessional	27,500.00	27,500.00	At Limit
	Non-Concessional	0.00	110,000.00	110,000.00 Below Cap

Carry Forward Unused Concessional Contribution Cap

Member	2017	2018	2019	2020	2021	2022	Current Position
Larder, Donna							
Concessional Contribution Cap	35,000.00	25,000.00	25,000.00	25,000.00	25,000.00	27,500.00	
Concessional Contribution	3,684.73	3,633.75	24,015.08	26,982.50	25,000.00	27,500.00	
Unused Concessional Contribution	0.00	0.00	984.92	0.00	0.00	0.00	
Cumulative Carry Forward Unused	N/A	N/A	0.00	984.92	0.00	0.00	
Maximum Cap Available	35,000.00	25,000.00	25,000.00	25,984.92	25,000.00	27,500.00	At Limit
Total Super Balance	0.00	68,680.55	81,899.50	93,092.02	103,588.40	184,542.89	
Larder, John							
Concessional Contribution Cap	35,000.00	25,000.00	25,000.00	25,000.00	25,000.00	27,500.00	
Concessional Contribution	8,601.57	24,131.04	25,000.00	27,033.04	25,000.00	27,500.00	
Unused Concessional Contribution	0.00	0.00	0.00	0.00	0.00	0.00	
Cumulative Carry Forward Unused	N/A	N/A	0.00	0.00	0.00	0.00	
Maximum Cap Available	35,000.00	25,000.00	25,000.00	25,000.00	25,000.00	27,500.00	At Limit
Total Super Balance	0.00	161,194.83	177,437.16	179,813.96	179,920.60	302,032.29	

NCC Bring Forward Caps

Member	Bring Forward Cap	2019	2020	2021	2022	Total	Current Position
Larder, Donna	N/A	0.00	0.00	15.08	4,029.92	N/A	Bring Forward Not Triggered
Larder, John	N/A	0.00	0.00	0.00	0.00	N/A	Bring Forward Not Triggered

Larder, Donna

Date	Transaction Description	Ledger Data					SuperStream Data				
		Contribution Type	Concessional	Non-Concession	Other	Reserves	Contribution	Employer	Concessional	Non-Concess	Other
06/07/2021	ATO Donna	Government Co-Contributions			(20.00)						
09/07/2021	Super Acc	Employer	59.62								
09/07/2021	Super Acc	Personal - Concessional	940.38								
09/07/2021	Super Acc	Employer	188.46								
09/07/2021	Super Acc	Employer	75.00								
16/07/2021	Super Contribution TBA J D Larder J D Larder SF ACC	Employer	1,000.00								
23/07/2021	Super Contribution TBA J D Larder J D Larder SF ACC	Employer	1,000.00								
30/07/2021	Super Contribution TBA J D Larder J D Larder SF ACC	Employer	1,000.00								
06/08/2021	Super Contribution TBA J D Larder SF J D Larder SF ACC	Employer	1,000.00								
06/08/2021	Super Contribution TBA J D Larder SF J D Larder SF ACC	Employer	188.46								
06/08/2021	Super Contribution TBA J D Larder SF J D Larder SF ACC	Employer	75.00								
17/09/2021	Super Contribution	Employer	1,000.00								

	DONNA MAREE LARD JD Larder SF Acc		
17/09/2021	Super Contribution TBA DONNA MAREE LARD JD Larder SF Acc	Employer	188.46
23/09/2021	Super Contribution TBA J D Larden J D Larden SF ACC	Employer	1,000.00
22/10/2021	ANZ INTERNET BANKING FUNDS TFER TRANSFER 236394 FROM 351043707	Employer	75.00
29/10/2021	ANZ INTERNET BANKING FUNDS TFER TRANSFER 856357 FROM 351043707	Employer	75.00
05/11/2021	ANZ INTERNET BANKING FUNDS TFER TRANSFER 829667 FROM 351043707	Employer	75.00
12/11/2021	ANZ INTERNET BANKING FUNDS TFER TRANSFER 213875 FROM 351043707	Employer	75.00
19/11/2021	ANZ INTERNET BANKING FUNDS TFER TRANSFER 220299 FROM 351043707	Employer	75.00
26/11/2021	ANZ INTERNET BANKING FUNDS TFER TRANSFER 121684 FROM 351043707	Employer	75.00
03/12/2021	ANZ INTERNET BANKING FUNDS TFER TRANSFER 967625 FROM 351043707	Employer	75.00
10/12/2021	ANZ INTERNET BANKING FUNDS TFER TRANSFER	Employer	75.00

	351043707			
17/12/2021	ANZ INTERNET BANKING FUNDS TFER TRANSFER 592151 FROM 351043707	Employer	75.00	
24/12/2021	ANZ INTERNET BANKING FUNDS TFER TRANSFER 515625 FROM 351043707	Employer	75.00	
29/12/2021	From Donna Larder Investment Money	Personal - Concessional	5,919.62	
29/12/2021	From Donna Larder Investment Money	Personal - Non- Concessional		4,029.92
31/12/2021	ANZ INTERNET BANKING FUNDS TFER TRANSFER 424155 FROM 351043707	Employer	75.00	
07/01/2022	ANZ INTERNET BANKING FUNDS TFER TRANSFER 584135 FROM 351043707	Employer	75.00	
14/01/2022	ANZ INTERNET BANKING FUNDS TFER TRANSFER 120920 FROM 351043707	Employer	75.00	
21/01/2022	ANZ INTERNET BANKING FUNDS TFER TRANSFER 528636 FROM 351043707	Employer	75.00	
21/01/2022	ANZ INTERNET BANKING FUNDS TFER TRANSFER 528771 FROM 351043707	Employer	500.00	
28/01/2022	ANZ INTERNET BANKING FUNDS TFER TRANSFER 802055 FROM 351043707	Employer	75.00	
28/01/2022	ANZ INTERNET BANKING FUNDS	Employer	500.00	

04/02/2022	802173 FROM 351043707 ANZ INTERNET BANKING FUNDS TFER TRANSFER 682499 FROM 351043707	Employer	75.00
04/02/2022	ANZ INTERNET BANKING FUNDS TFER TRANSFER 682584 FROM 351043707	Employer	500.00
11/02/2022	ANZ M-BANKING FUNDS TFER TRANSFER 298193 FROM 351043707	Employer	75.00
11/02/2022	ANZ M-BANKING FUNDS TFER TRANSFER 298394 FROM 351043707	Employer	500.00
18/02/2022	ANZ INTERNET BANKING FUNDS TFER TRANSFER 973457 FROM 351043707	Employer	75.00
18/02/2022	ANZ INTERNET BANKING FUNDS TFER TRANSFER 973532 FROM 351043707	Employer	500.00
25/02/2022	ANZ INTERNET BANKING FUNDS TFER TRANSFER 688578 FROM 351043707	Employer	75.00
25/02/2022	ANZ INTERNET BANKING FUNDS TFER TRANSFER 688878 FROM 351043707	Employer	500.00
04/03/2022	ANZ INTERNET BANKING FUNDS TFER TRANSFER 785794 FROM 351043707	Employer	75.00
04/03/2022	ANZ INTERNET BANKING FUNDS TFER TRANSFER	Employer	500.00

	351043707			
11/03/2022	ANZ INTERNET BANKING FUNDS TFER TRANSFER 454518 FROM 351043707	Employer		75.00
11/03/2022	ANZ INTERNET BANKING FUNDS TFER TRANSFER 454620 FROM 351043707	Employer		500.00
18/03/2022	ANZ INTERNET BANKING FUNDS TFER TRANSFER 247630 FROM 351043707	Employer		75.00
18/03/2022	ANZ INTERNET BANKING FUNDS TFER TRANSFER 247776 FROM 351043707	Employer		500.00
25/03/2022	ANZ INTERNET BANKING FUNDS TFER TRANSFER 844712 FROM 351043707	Employer		75.00
25/03/2022	ANZ INTERNET BANKING FUNDS TFER TRANSFER 844948 FROM 351043707	Employer		500.00
01/04/2022	ANZ INTERNET BANKING FUNDS TFER TRANSFER 290614 FROM 351043707	Employer		75.00
01/04/2022	ANZ INTERNET BANKING FUNDS TFER TRANSFER 290608 FROM 351043707	Employer		500.00
08/04/2022	ANZ INTERNET BANKING FUNDS TFER TRANSFER 304148 FROM 351043707	Employer		75.00
08/04/2022	ANZ INTERNET BANKING FUNDS TFER TRANSFER 304209 FROM	Employer		500.00

14/04/2022	ANZ INTERNET BANKING FUNDS TFER TRANSFER 426049 FROM 351043707	Employer	75.00
14/04/2022	ANZ INTERNET BANKING FUNDS TFER TRANSFER 426175 FROM 351043707	Employer	500.00
22/04/2022	ANZ INTERNET BANKING FUNDS TFER TRANSFER 235294 FROM 351043707	Employer	75.00
22/04/2022	ANZ INTERNET BANKING FUNDS TFER TRANSFER 235397 FROM 351043707	Employer	500.00
29/04/2022	ANZ INTERNET BANKING FUNDS TFER TRANSFER 812206 FROM 351043707	Employer	75.00
29/04/2022	ANZ INTERNET BANKING FUNDS TFER TRANSFER 812348 FROM 351043707	Employer	500.00
06/05/2022	ANZ INTERNET BANKING FUNDS TFER TRANSFER 675423 FROM 351043707	Employer	75.00
06/05/2022	ANZ INTERNET BANKING FUNDS TFER TRANSFER 675492 FROM 351043707	Employer	500.00
13/05/2022	ANZ INTERNET BANKING FUNDS TFER TRANSFER 348580 FROM 351043707	Employer	75.00
13/05/2022	ANZ INTERNET BANKING FUNDS TFER TRANSFER 348606 FROM 351043707	Employer	500.00

20/05/2022	ANZ INTERNET BANKING FUNDS TFER TRANSFER 829418 FROM 351043707	Employer	75.00
20/05/2022	ANZ INTERNET BANKING FUNDS TFER TRANSFER 829421 FROM 351043707	Employer	500.00
27/05/2022	ANZ INTERNET BANKING FUNDS TFER TRANSFER 673896 FROM 351043707	Employer	75.00
27/05/2022	ANZ INTERNET BANKING FUNDS TFER TRANSFER 673956 FROM 351043707	Employer	500.00
03/06/2022	ANZ INTERNET BANKING FUNDS TFER TRANSFER 516873 FROM 351043707	Employer	75.00
03/06/2022	ANZ INTERNET BANKING FUNDS TFER TRANSFER 516889 FROM 351043707	Employer	500.00
10/06/2022	ANZ INTERNET BANKING FUNDS TFER TRANSFER 220020 FROM 351043707	Employer	75.00
10/06/2022	ANZ INTERNET BANKING FUNDS TFER TRANSFER 220053 FROM 351043707	Employer	500.00
20/06/2022	ANZ INTERNET BANKING FUNDS TFER TRANSFER 123858 FROM 351043707	Employer	75.00
20/06/2022	ANZ INTERNET BANKING FUNDS TFER TRANSFER 123976 FROM 351043707	Employer	500.00

	Larder SF ACC		
30/07/2021	Super Contribution TBA J D Larder J D Larder SF ACC	Employer	188.46
13/08/2021	Super Contribution TBA J D Larder J D Larder SF ACC	Employer	1,000.00
13/08/2021	Super Contribution TBA J D Larder J D Larder SF ACC	Employer	75.00
13/08/2021	Super Contribution TBA J D Larder J D Larder SF ACC	Employer	188.46
20/08/2021	Super Contribution TBA J D Larder J D Larder SF ACC	Employer	75.00
20/08/2021	Super Contribution TBA J D Larder J D Larder SF ACC	Employer	188.46
27/08/2021	Super Contribution TBA J D Larder J D Larder SF ACC	Employer	1,000.00
27/08/2021	Super Contribution TBA J D Larder J D Larder SF ACC	Employer	75.00
27/08/2021	Super Contribution TBA J D Larder J D Larder SF ACC	Employer	188.46
03/09/2021	Super Contribution TBA J D Larder J D Larder SF ACC	Employer	1,000.00
03/09/2021	Super Contribution TBA J D Larder J D Larder SF ACC	Employer	188.46
03/09/2021	Deposit J D Larder SF AC JD Larder SF ACC	Employer	75.00
06/09/2021	Super	Employer	75.00

	Contribution TBA J D Larder J D Larder SF Acc [Super Contribution TBA J D Larder J D Larder SF ACC]		
06/09/2021	Super Contribution TBA J D Larder JD Larder SF Acc	Employer	188.46
17/09/2021	Super Contribution TBA DONNA MAREE LARD J D Larder SF Acc	Employer	75.00
23/09/2021	Super Contribution TBA J D Larder J D Larder SF ACC	Employer	188.46
23/09/2021	Super Contribution TBA J D Larder J D Larder SF ACC	Employer	75.00
01/10/2021	Super Contribution TBA J D Larder J D Larder SF ACC	Employer	1,000.00
01/10/2021	Super Contribution TBA J D Larder J D Larder SF ACC	Employer	75.00
01/10/2021	Super Contribution TBA J D Larder SF AC J D Larder SF ACC	Employer	188.46
11/10/2021	Super Contribution TBA J D Larder J D Larder SF Acc [Super Contribution TBA J D Larder J D Larder SF ACC]	Employer	1,000.00
11/10/2021	Super Contribution TBA J D Larder J D Larder SF Acc [Super Contribution TBA J D Larder J D	Employer	188.46

	Larder SF ACC]		
11/10/2021	Super Contribution TBA J D Larder J D Larder SF Acc [Super Contribution TBA J D Larder J D Larder SF ACC]	Employer	75.00
15/10/2021	Super Contribution TBA J D Larder J D Larder SMSF	Employer	75.00
15/10/2021	Super Contribution TBA J D Larder J D Larder SMSF	Employer	188.46
22/10/2021	ANZ INTERNET BANKING FUNDS TFER TRANSFER 236246 FROM 351043707	Employer	188.46
29/10/2021	ANZ INTERNET BANKING FUNDS TFER TRANSFER 856209 FROM 351043707	Employer	188.46
05/11/2021	ANZ INTERNET BANKING FUNDS TFER TRANSFER 829357 FROM 351043707	Employer	188.46
12/11/2021	ANZ INTERNET BANKING FUNDS TFER TRANSFER 211138 FROM 351043707	Employer	188.46
19/11/2021	ANZ INTERNET BANKING FUNDS TFER TRANSFER 220183 FROM 351043707	Employer	188.46
26/11/2021	ANZ INTERNET BANKING FUNDS TFER TRANSFER 121540 FROM 351043707	Employer	188.46
03/12/2021	ANZ INTERNET BANKING FUNDS	Employer	188.46

10/12/2021	967552 FROM 351043707 ANZ INTERNET BANKING FUNDS TFER TRANSFER 818187 FROM 351043707	Employer	188.46
17/12/2021	ANZ INTERNET BANKING FUNDS TFER TRANSFER 592065 FROM 351043707	Employer	188.46
24/12/2021	ANZ INTERNET BANKING FUNDS TFER TRANSFER 515529 FROM 351043707	Employer	188.46
29/12/2021	From Donna Larder Investment Money	Personal - Concessional	50.46
31/12/2021	ANZ INTERNET BANKING FUNDS TFER TRANSFER 423988 FROM 351043707	Employer	188.46
07/01/2022	ANZ INTERNET BANKING FUNDS TFER TRANSFER 584052 FROM 351043707	Employer	188.46
14/01/2022	ANZ INTERNET BANKING FUNDS TFER TRANSFER 120800 FROM 351043707	Employer	188.46
21/01/2022	ANZ INTERNET BANKING FUNDS TFER TRANSFER 528469 FROM 351043707	Employer	188.46
21/01/2022	ANZ INTERNET BANKING FUNDS TFER TRANSFER 528771 FROM 351043707	Employer	500.00
28/01/2022	ANZ INTERNET BANKING FUNDS TFER TRANSFER 801940 FROM 351043707	Employer	188.46

28/01/2022	ANZ INTERNET BANKING FUNDS TFER TRANSFER 802173 FROM 351043707	Employer	500.00
04/02/2022	ANZ INTERNET BANKING FUNDS TFER TRANSFER 682403 FROM 351043707	Employer	188.46
04/02/2022	ANZ INTERNET BANKING FUNDS TFER TRANSFER 682584 FROM 351043707	Employer	500.00
11/02/2022	ANZ M-BANKING FUNDS TFER TRANSFER 297776 FROM 351043707	Employer	188.46
11/02/2022	ANZ M-BANKING FUNDS TFER TRANSFER 298394 FROM 351043707	Employer	500.00
18/02/2022	ANZ INTERNET BANKING FUNDS TFER TRANSFER 973391 FROM 351043707	Employer	188.46
18/02/2022	ANZ INTERNET BANKING FUNDS TFER TRANSFER 973532 FROM 351043707	Employer	500.00
25/02/2022	ANZ INTERNET BANKING FUNDS TFER TRANSFER 688439 FROM 351043707	Employer	188.46
25/02/2022	ANZ INTERNET BANKING FUNDS TFER TRANSFER 688878 FROM 351043707	Employer	500.00
04/03/2022	ANZ INTERNET BANKING FUNDS TFER TRANSFER 785744 FROM 351043707	Employer	188.46

04/03/2022	ANZ INTERNET BANKING FUNDS TFER TRANSFER 785843 FROM 351043707	Employer	500.00
11/03/2022	ANZ INTERNET BANKING FUNDS TFER TRANSFER 454415 FROM 351043707	Employer	188.46
11/03/2022	ANZ INTERNET BANKING FUNDS TFER TRANSFER 454620 FROM 351043707	Employer	500.00
18/03/2022	ANZ INTERNET BANKING FUNDS TFER TRANSFER 247472 FROM 351043707	Employer	188.46
18/03/2022	ANZ INTERNET BANKING FUNDS TFER TRANSFER 247776 FROM 351043707	Employer	500.00
25/03/2022	ANZ INTERNET BANKING FUNDS TFER TRANSFER 844465 FROM 351043707	Employer	188.46
25/03/2022	ANZ INTERNET BANKING FUNDS TFER TRANSFER 844948 FROM 351043707	Employer	500.00
01/04/2022	ANZ INTERNET BANKING FUNDS TFER TRANSFER 290620 FROM 351043707	Employer	188.46
01/04/2022	ANZ INTERNET BANKING FUNDS TFER TRANSFER 290608 FROM 351043707	Employer	500.00
08/04/2022	ANZ INTERNET BANKING FUNDS TFER TRANSFER 304091 FROM 351043707	Employer	188.46

08/04/2022	ANZ INTERNET BANKING FUNDS TFER TRANSFER 304209 FROM 351043707	Employer	500.00
14/04/2022	ANZ INTERNET BANKING FUNDS TFER TRANSFER 425912 FROM 351043707	Employer	188.46
14/04/2022	ANZ INTERNET BANKING FUNDS TFER TRANSFER 426175 FROM 351043707	Employer	500.00
22/04/2022	ANZ INTERNET BANKING FUNDS TFER TRANSFER 235189 FROM 351043707	Employer	188.46
22/04/2022	ANZ INTERNET BANKING FUNDS TFER TRANSFER 235397 FROM 351043707	Employer	500.00
29/04/2022	ANZ INTERNET BANKING FUNDS TFER TRANSFER 812078 FROM 351043707	Employer	188.46
29/04/2022	ANZ INTERNET BANKING FUNDS TFER TRANSFER 812348 FROM 351043707	Employer	500.00
06/05/2022	ANZ INTERNET BANKING FUNDS TFER TRANSFER 675344 FROM 351043707	Employer	188.46
06/05/2022	ANZ INTERNET BANKING FUNDS TFER TRANSFER 675492 FROM 351043707	Employer	500.00
13/05/2022	ANZ INTERNET BANKING FUNDS TFER TRANSFER 348551 FROM 351043707	Employer	188.46

13/05/2022	ANZ INTERNET BANKING FUNDS TFER TRANSFER 348606 FROM 351043707	Employer	500.00
20/05/2022	ANZ INTERNET BANKING FUNDS TFER TRANSFER 829413 FROM 351043707	Employer	188.46
20/05/2022	ANZ INTERNET BANKING FUNDS TFER TRANSFER 829421 FROM 351043707	Employer	500.00
27/05/2022	ANZ INTERNET BANKING FUNDS TFER TRANSFER 673836 FROM 351043707	Employer	188.46
27/05/2022	ANZ INTERNET BANKING FUNDS TFER TRANSFER 673956 FROM 351043707	Employer	500.00
03/06/2022	ANZ INTERNET BANKING FUNDS TFER TRANSFER 516882 FROM 351043707	Employer	188.46
03/06/2022	ANZ INTERNET BANKING FUNDS TFER TRANSFER 516889 FROM 351043707	Employer	500.00
10/06/2022	ANZ INTERNET BANKING FUNDS TFER TRANSFER 220025 FROM 351043707	Employer	188.46
10/06/2022	ANZ INTERNET BANKING FUNDS TFER TRANSFER 220053 FROM 351043707	Employer	500.00
20/06/2022	ANZ INTERNET BANKING FUNDS TFER TRANSFER 123733 FROM 351043707	Employer	188.46

20/06/2022	ANZ INTERNET BANKING FUNDS TFER TRANSFER 123976 FROM 351043707	Employer	500.00				
27/06/2022	ANZ INTERNET BANKING FUNDS TFER TRANSFER 167675 FROM 351043707 EFFECTIVE DATE 25 JUN 2022	Employer	188.46				
30/06/2022	Audit Fee paid by BWBH	Personal - Concessional	165.00				
Total - Larder, John			27,500.00	0.00	0.00	0.00	0.00 0.00 0.00
Total for All Members			55,000.00	4,029.92	(20.00)	0.00	

24700 - Changes in Market Values of Investments

2022 Financial Year

Preparer Louise Barlow

Reviewer Sam Greco

Status Ready for Review

Account Code	Description	CY Balance	LY Balance	Change
24700	Changes in Market Values of Investments	\$47,800.68	(\$153,555.97)	(131.13)%
TOTAL		CY Balance	LY Balance	
		\$47,800.68	(\$153,555.97)	

Supporting Documents

- Net Capital Gains Reconciliation [Report](#)
- Realised Capital Gain Report [Report](#)
- Market Movement [Report](#)

Standard Checklist

- Attach copies of Source Documentation (Contract Notes, Broker Statements, Chess Statements, Contracts of Sale, Managed Fund Statements etc)
- Attach copy of Market Movement report
- Attach copy of Net Capital Gains Reconciliation
- Attach copy of Realised Capital Gain Report
- Ensure all Asset Disposals have been entered
- Ensure all Market Values have been entered for June 30
- Ensure all Tax Deferred Distributions have been entered

John & Donna Larder Superannuation Fund

Market Movement Report

As at 30 June 2022

Investment	Date	Description	Unrealised				Realised			Total
			Units	Accounting Cost Movement	Market Movement	Depreciation	Balance	Consideration	Accounting Cost Base	
BNKS.AX - Betashares Global Banks Etf - Currency Hedged										
	31/01/2022	Purchase	7,014.00	49,783.96	0.00	0.00	49,783.96	0.00	0.00	0.00
	30/06/2022	Revaluation	0.00	0.00	(9,032.62)	0.00	40,751.34	0.00	0.00	0.00
	30/06/2022		7,014.00	49,783.96	(9,032.62)	0.00	40,751.34	0.00	0.00	0.00
BRN.AX - Brainchip Holdings Ltd										
	03/02/2022	Purchase	6,627.00	9,861.05	0.00	0.00	9,861.05	0.00	0.00	0.00
	30/06/2022	Revaluation	0.00	0.00	(4,559.45)	0.00	5,301.60	0.00	0.00	0.00
	30/06/2022		6,627.00	9,861.05	(4,559.45)	0.00	5,301.60	0.00	0.00	0.00
CU6.AX - Clarity Pharmaceuticals Ltd										
	12/01/2022	Purchase	12,018.00	9,819.62	0.00	0.00	9,819.62	0.00	0.00	0.00
	30/06/2022	Revaluation	0.00	0.00	(3,690.44)	0.00	6,129.18	0.00	0.00	0.00
	30/06/2022		12,018.00	9,819.62	(3,690.44)	0.00	6,129.18	0.00	0.00	0.00
DRIV.AX - Betashares Electric Vehicles And Ftr Mobility Etf										
	04/02/2022	Purchase	916.00	9,894.43	0.00	0.00	9,894.43	0.00	0.00	0.00
	30/06/2022	Revaluation	0.00	0.00	(2,090.11)	0.00	7,804.32	0.00	0.00	0.00
	30/06/2022		916.00	9,894.43	(2,090.11)	0.00	7,804.32	0.00	0.00	0.00
FANG.AX1 - Global X Fang+ Etf										
	31/01/2022	Purchase	3,165.00	49,871.90	0.00	0.00	49,871.90	0.00	0.00	0.00
	30/06/2022	Revaluation	0.00	0.00	(12,366.65)	0.00	37,505.25	0.00	0.00	0.00
	30/06/2022		3,165.00	49,871.90	(12,366.65)	0.00	37,505.25	0.00	0.00	0.00
GAME.AX - Betashares Video Games And Esports Etf										
	14/02/2022	Purchase	815.00	9,976.10	0.00	0.00	9,976.10	0.00	0.00	0.00
	30/06/2022	Revaluation	0.00	0.00	(2,315.10)	0.00	7,661.00	0.00	0.00	0.00
	30/06/2022		815.00	9,976.10	(2,315.10)	0.00	7,661.00	0.00	0.00	0.00
IHD.AX - Ishares S&p/asx Div Opportunities Esg Screened Etf										
	31/01/2022	Purchase	3,746.00	49,819.08	0.00	0.00	49,819.08	0.00	0.00	0.00
	23/03/2022	Purchase	719.00	9,983.96	0.00	0.00	59,803.04	0.00	0.00	0.00
	30/06/2022	Revaluation	0.00	0.00	(2,695.69)	0.00	57,107.35	0.00	0.00	0.00
	30/06/2022		4,465.00	59,803.04	(2,695.69)	0.00	57,107.35	0.00	0.00	0.00
IMM.AX - Immutep Limited										
	24/06/2022	Purchase	15,091.00	4,773.62	0.00	0.00	4,773.62	0.00	0.00	0.00
	30/06/2022	Revaluation	0.00	0.00	(397.23)	0.00	4,376.39	0.00	0.00	0.00
	30/06/2022		15,091.00	4,773.62	(397.23)	0.00	4,376.39	0.00	0.00	0.00

John & Donna Larder Superannuation Fund

Market Movement Report

As at 30 June 2022

Investment	Date	Description	Unrealised				Realised			Total
			Units	Accounting Cost Movement	Market Movement	Depreciation	Balance	Consideration	Accounting Cost Base	
IOZ.AX - Ishares Core S&p/asx 200 Etf										
	31/01/2022	Purchase	3,462.00	99,988.57	0.00	0.00	99,988.57	0.00	0.00	0.00
	23/03/2022	Purchase	656.00	19,972.35	0.00	0.00	119,960.92	0.00	0.00	0.00
	30/06/2022	Revaluation	0.00	0.00	(8,363.12)	0.00	111,597.80	0.00	0.00	0.00
	30/06/2022	Revaluation	0.00	0.00	741.24	0.00	112,339.04	0.00	0.00	0.00
	30/06/2022		4,118.00	119,960.92	(7,621.88)	0.00	112,339.04	0.00	0.00	0.00
IPAY.AX - Betashares Future Of Payments Etf										
	04/02/2022	Purchase	862.00	9,958.81	0.00	0.00	9,958.81	0.00	0.00	0.00
	30/06/2022	Revaluation	0.00	0.00	(2,890.41)	0.00	7,068.40	0.00	0.00	0.00
	30/06/2022		862.00	9,958.81	(2,890.41)	0.00	7,068.40	0.00	0.00	0.00
LOV.AX - Lovisa Holdings Limited										
	24/06/2022	Purchase	374.00	4,980.07	0.00	0.00	4,980.07	0.00	0.00	0.00
	30/06/2022	Revaluation	0.00	0.00	184.87	0.00	5,164.94	0.00	0.00	0.00
	30/06/2022		374.00	4,980.07	184.87	0.00	5,164.94	0.00	0.00	0.00
MorgansWealth+ - Morgans Wealth Plus portfolio										
	01/07/2021	Opening Balance	1.00	0.00	0.00	0.00	463,951.40	0.00	0.00	0.00
	14/07/2021	Instalment	0.00	9,993.45	0.00	0.00	473,944.85	0.00	0.00	0.00
	14/07/2021	Instalment	0.00	10,010.00	0.00	0.00	483,954.85	0.00	0.00	0.00
	06/09/2021	Revaluation	0.00	0.00	(26.04)	0.00	483,928.81	0.00	0.00	0.00
	18/10/2021	Instalment	0.00	25,581.95	0.00	0.00	509,510.76	0.00	0.00	0.00
	20/10/2021	Return Of Capital	0.00	(17,045.41)	0.00	0.00	492,465.35			
	20/10/2021	Return Of Capital	0.00	(30,414.28)	0.00	0.00	462,051.07			
	20/10/2021	Return Of Capital	0.00	(11,544.12)	0.00	0.00	450,506.95			
	20/10/2021	Return Of Capital	0.00	(17,010.80)	0.00	0.00	433,496.15			
	20/10/2021	Return Of Capital	0.00	(37,087.50)	0.00	0.00	396,408.65			
	20/10/2021	Return Of Capital	0.00	(25,500.45)	0.00	0.00	370,908.20			
	20/10/2021	Return Of Capital	0.00	(3,790.00)	0.00	0.00	367,118.20			
	20/10/2021	Return Of Capital	0.00	(14,001.45)	0.00	0.00	353,116.75			
	20/10/2021	Return Of Capital	0.00	(11,976.79)	0.00	0.00	341,139.96			
	20/10/2021	Return Of Capital	0.00	(21,222.45)	0.00	0.00	319,917.51			
	20/10/2021	Return Of Capital	0.00	(8,800.00)	0.00	0.00	311,117.51			
	20/10/2021	Return Of Capital	0.00	(24,914.68)	0.00	0.00	286,202.83			
	20/10/2021	Return Of Capital	0.00	(13,351.50)	0.00	0.00	272,851.33			
	20/10/2021	Return Of Capital	0.00	(43,349.51)	0.00	0.00	229,501.82			

John & Donna Larder Superannuation Fund

Market Movement Report

As at 30 June 2022

Investment	Date	Description	Unrealised				Realised			Total
			Units	Accounting Cost Movement	Market Movement	Depreciation	Balance	Consideration	Accounting Cost Base	
	20/10/2021	Return Of Capital	0.00	(19,236.21)	0.00	0.00	210,265.61			
	20/10/2021	Return Of Capital	0.00	(16,046.52)	0.00	0.00	194,219.09			
	20/10/2021	Return Of Capital	0.00	(24,893.84)	0.00	0.00	169,325.25			
	20/10/2021	Return Of Capital	0.00	(7,401.00)	0.00	0.00	161,924.25			
	20/10/2021	Return Of Capital	0.00	(24,502.07)	0.00	0.00	137,422.18			
	20/10/2021	Revaluation	0.00	0.00	(29,101.99)	0.00	108,320.19	0.00	0.00	0.00
	20/10/2021	Revaluation	0.00	0.00	(7,690.89)	0.00	100,629.30	0.00	0.00	0.00
	20/10/2021	Revaluation	0.00	0.00	(8,470.69)	0.00	92,158.61	0.00	0.00	0.00
	20/10/2021	Revaluation	0.00	0.00	(11,429.52)	0.00	80,729.09	0.00	0.00	0.00
	20/10/2021	Revaluation	0.00	0.00	(27,209.37)	0.00	53,519.72	0.00	0.00	0.00
	20/10/2021	Revaluation	0.00	0.00	(11,757.09)	0.00	41,762.63	0.00	0.00	0.00
	20/10/2021	Revaluation	0.00	0.00	(15,289.94)	0.00	26,472.69	0.00	0.00	0.00
	28/10/2021	Instalment	0.00	1,255.50	0.00	0.00	27,728.19	0.00	0.00	0.00
	30/11/2021	Revaluation	0.00	0.00	436,223.21	0.00	463,951.40	0.00	0.00	0.00
	01/12/2021	Return Of Capital	0.00	(27,728.19)	0.00	0.00	436,223.21			
	30/06/2022	Revaluation	0.00	0.00	27,728.19	0.00	463,951.40	0.00	0.00	0.00
	30/06/2022	Revaluation	0.00	0.00	(463,951.40)	0.00	0.00	0.00	0.00	0.00
	30/06/2022		1.00	(352,975.87)	(110,975.53)	0.00	0.00	0.00	0.00	0.00
NDQ.AX1 - Betashares Nasdaq 100 Etf										
	31/01/2022	Purchase	1,560.00	49,943.68	0.00	0.00	49,943.68	0.00	0.00	0.00
	30/06/2022	Revaluation	0.00	0.00	(8,276.08)	0.00	41,667.60	0.00	0.00	0.00
	30/06/2022		1,560.00	49,943.68	(8,276.08)	0.00	41,667.60	0.00	0.00	0.00
NEONCAP - Neon Capital Ltd										
	01/07/2021	Opening Balance	1,050.00	0.00	0.00	0.00	0.00	0.00	0.00	0.00
	30/06/2022		1,050.00	0.00	0.00	0.00	0.00	0.00	0.00	0.00
TAH.AX - Tabcorp Holdings Limited										
	14/06/2022	Purchase	3,864.00	3,941.91	0.00	0.00	3,941.91	0.00	0.00	0.00
	30/06/2022	Revaluation	0.00	0.00	173.25	0.00	4,115.16	0.00	0.00	0.00
	30/06/2022		3,864.00	3,941.91	173.25	0.00	4,115.16	0.00	0.00	0.00
TLX.AX - Telix Pharmaceuticals Limited										
	24/06/2022	Purchase	1,214.00	4,960.93	0.00	0.00	4,960.93	0.00	0.00	0.00
	30/06/2022	Revaluation	0.00	0.00	538.49	0.00	5,499.42	0.00	0.00	0.00
	30/06/2022		1,214.00	4,960.93	538.49	0.00	5,499.42	0.00	0.00	0.00

John & Donna Larder Superannuation Fund
Market Movement Report

As at 30 June 2022

Investment	Date	Description	Unrealised				Realised			Total
			Units	Accounting Cost Movement	Market Movement	Depreciation	Balance	Consideration	Accounting Cost Base	
VGE.AX - Vanguard Ftse Emerging Markets Shares Etf										
	31/01/2022	Purchase	655.00	49,982.58	0.00	0.00	49,982.58	0.00	0.00	0.00
	30/06/2022	Revaluation	0.00	0.00	(6,104.13)	0.00	43,878.45	0.00	0.00	0.00
	30/06/2022		655.00	49,982.58	(6,104.13)	0.00	43,878.45	0.00	0.00	0.00
VGS.AX - Vanguard Msci Index International Shares Etf										
	31/01/2022	Purchase	994.00	99,937.23	0.00	0.00	99,937.23	0.00	0.00	0.00
	30/06/2022	Revaluation	0.00	0.00	(11,858.89)	0.00	88,078.34	0.00	0.00	0.00
	30/06/2022	Revaluation	0.00	0.00	208.74	0.00	88,287.08	0.00	0.00	0.00
	30/06/2022		994.00	99,937.23	(11,650.15)	0.00	88,287.08	0.00	0.00	0.00
WUC - Western Uranium & Vanadium Corp.										
	01/07/2021	Opening Balance	440.00	0.00	0.00	0.00	1,156.90	0.00	0.00	0.00
	30/06/2022	Revaluation	0.00	0.00	(589.30)	0.00	567.60	0.00	0.00	0.00
	30/06/2022		440.00	0.00	(589.30)	0.00	567.60	0.00	0.00	0.00
Total Market Movement					(184,358.16)				0.00	(184,358.16)

John & Donna Larder Superannuation Fund
Capital Gains Reconciliation Report

For The Period 01 July 2021 - 30 June 2022

	Total	Discounted	Indexed	Other	Notional
Losses available to offset					
Carried forward from prior losses	78,101.28				
Carried forward from prior losses - Collectables	0.00				
Current year capital losses	0.00				
Current year capital losses - Collectables	0.00				
Total Losses Available	78,101.28				
Total Losses Available - Collectables	0.00				
Capital Gains					
Capital gains from disposal of assets	0.00	0.00	0.00	0.00	0.00
Capital gains from disposal of assets - Collectables	0.00	0.00	0.00	0.00	0.00
Capital gains from trust distributions	89,370.30	88,517.21	0.00	853.09	0.00
Capital Gains Before Losses applied	89,370.30	88,517.21	0.00	853.09	0.00
Losses and discount applied					
Losses applied	78,101.28	77,248.19	0.00	853.09	0.00
Losses applied - Collectables	0.00	0.00	0.00	0.00	0.00
Capital gains after losses applied	11,269.02	11,269.02	0.00	0.00	0.00
Capital gains after losses applied - Collectables	0.00	0.00	0.00	0.00	0.00
CGT Discount applied	3,756.34				
CGT Discount applied - Collectables	0.00				

John & Donna Larder Superannuation Fund
Capital Gains Reconciliation Report

For The Period 01 July 2021 - 30 June 2022

	Total	Discounted	Indexed	Other	Notional
Net Capital Gain					
Net capital gain	7,512.68				
Net capital gain - Collectables	0.00				
Total Net Capital Gain (11A)	7,512.68				
Net Capital Losses Carried Forward to later income					
Net Capital Losses Carried Forward to later income years	0.00				
Net Capital Losses Carried Forward to later income years - Collectables	0.00				
Total Net Capital Losses Carried Forward to later income years (14V)	0.00				

Note

Refer to Realised Gains Report for details of Disposals at a Security level

Refer to Distribution Reconciliation Report for Trust Distribution details at a Security level

John & Donna Larder Superannuation Fund

Realised Capital Gains Report

For The Period 01 July 2021 - 30 June 2022

Investment		Accounting Treatment				Tax Treatment						
Purchase Contract Date	Disposal Contract Date	Units	Cost	Proceeds	Accounting Profit/(Loss)	Adjusted Cost Base	Reduced Cost Base	Indexed Cost Base	Indexed Gains	Discounted Gains (Gross)	Other Gains	Capital Loss
Managed Investments (Australian)												
MorgansWealth+ - Morgans Wealth Plus portfolio												
		0.00	0.00	0.00	0.00	0.00	0.00	0.00	0.00	27.96	0.00	0.00
		0.00	0.00	0.00	0.00	0.00	0.00	0.00	0.00	27.96	0.00	0.00
		0.00	0.00	0.00	0.00	0.00	0.00	0.00	0.00	27.96	0.00	0.00
Units in Listed Unit Trusts (Australian)												
FANG.AX1 - Global X Fang+ Etf												
		0.00	0.00	0.00	0.00	0.00	0.00	0.00	0.00	1,198.08	853.09	0.00
		0.00	0.00	0.00	0.00	0.00	0.00	0.00	0.00	1,198.08	853.09	0.00
NDQ.AX1 - Betashares Nasdaq 100 Etf												
		0.00	0.00	0.00	0.00	0.00	0.00	0.00	0.00	2,543.17	0.00	0.00
		0.00	0.00	0.00	0.00	0.00	0.00	0.00	0.00	2,543.17	0.00	0.00
VGE.AX - Vanguard Ftse Emerging Markets Shares Etf												
		0.00	0.00	0.00	0.00	0.00	0.00	0.00	0.00	68.77	0.00	0.00
		0.00	0.00	0.00	0.00	0.00	0.00	0.00	0.00	68.77	0.00	0.00
VGS.AX - Vanguard Msci Index International Shares Etf												
		0.00	0.00	0.00	0.00	0.00	0.00	0.00	0.00	363.23	0.00	0.00
		0.00	0.00	0.00	0.00	0.00	0.00	0.00	0.00	363.23	0.00	0.00
		0.00	0.00	0.00	0.00	0.00	0.00	0.00	0.00	4,173.25	853.09	0.00
		0.00	0.00	0.00	0.00	0.00	0.00	0.00	0.00	4,201.21	853.09	0.00

25000 - Interest Received

2022 Financial Year

Preparer Louise Barlow

Reviewer Sam Greco

Status Ready for Review

Account Code	Description	CY Balance	LY Balance	Change
154985631	ANZ Cash Investment Account *5631	(\$7.34)		100%
ANZ182763323	Cash at Bank - ANZ Acc 4849-54504	(\$1.34)		100%
MBL979067592	Cash - Wealth+ Portfolio	(\$198.29)	(\$72.67)	172.86%
TOTAL		CY Balance	LY Balance	
		(\$206.97)	(\$72.67)	

Supporting Documents

- Interest Reconciliation Report [Report](#)

Standard Checklist

- Attach Interest Reconciliation Report
- Ensure all interest has been recorded from Bank Statements
- Review Statements to ensure all TFN withheld has been input

John & Donna Larder Superannuation Fund

Interest Reconciliation Report

For The Period 01 July 2021 - 30 June 2022

Date	Payment Amount	Gross Interest	TFN Withheld	Foreign Income	Foreign Credits
Bank Accounts					
154985631 ANZ Cash Investment Account *5631					
31/12/2021	3.15	3.15			
31/01/2022	4.19	4.19			
	7.34	7.34			
ANZ182763323 Cash at Bank - ANZ Acc 4849-54504					
31/12/2021	0.50	0.50			
31/01/2022	0.22	0.22			
28/02/2022	0.23	0.23			
31/03/2022	0.09	0.09			
29/04/2022	0.08	0.08			
31/05/2022	0.12	0.12			
30/06/2022	0.10	0.10			
	1.34	1.34			
MBL979067592 Cash - Wealth+ Portfolio					
30/07/2021	3.84	3.84			
31/08/2021	2.39	2.39			
30/09/2021	3.73	3.73			
29/10/2021	56.54	56.54			
30/11/2021	117.07	117.07			
31/12/2021	14.63	14.63			

John & Donna Larder Superannuation Fund
Interest Reconciliation Report

For The Period 01 July 2021 - 30 June 2022

Date	Payment Amount	Gross Interest	TFN Withheld	Foreign Income	Foreign Credits
01/01/2022	0.01	0.01			
08/02/2022	0.08	0.08			
	198.29	198.29			
	206.97	206.97			
TOTAL	206.97	206.97			

Tax Return Reconciliation

	Totals	Tax Return Label
Gross Interest	206.97	11C

30100 - Accountancy Fees

2022 Financial Year

Preparer Louise Barlow

Reviewer Sam Greco

Status Ready for Review

Account Code	Description	CY Balance	LY Balance	Change
30100	Accountancy Fees	\$1,210.00		100%
TOTAL		CY Balance	LY Balance	
		\$1,210.00		

Supporting Documents

- General Ledger [Report](#)
- Accountant.pdf

Standard Checklist

- Attach all source documentation
- Ensure all Transactions have been entered

John & Donna Larder Superannuation Fund

General Ledger

As at 30 June 2022

Transaction Date	Description	Units	Debit	Credit	Balance \$
Accountancy Fees (30100)					
<u>Accountancy Fees (30100)</u>					
11/03/2022	ANZ INTERNET BANKING PAYMENT 449903 TO SAM GRECO ACCOUNTANTS		1,210.00		1,210.00 DR
			1,210.00		1,210.00 DR

Total Debits: 1,210.00

Total Credits: 0.00

Mitcham Property

Developments Pty Ltd

A.B.N. 30 515 453 617
PO Box 354, ASPLEY QLD 4034
Phone (07) 3263 5200 Fax (07) 3263 4830

The Trustees
John & Donna Larder Superannuation Fund
10 Eden Drive
EATONS HILL QLD 4037

Tax Invoice
209808
Ref: JOHN0018
7 March, 2022

Description	Amount
Professional Services Rendered	
Preparation of Financial Statements for the period ended 30 June 2021	
Preparation of Member Statements for the period ended 30 June 2021	
Preparation of Resolution of Minutes for the period ended 30 June 2021	
Preparation and Lodgement of Superannuation Fund Tax Return and associated schedules for the year ended 30 June 2021	
Sundry advice and Other Matters	
(This invoice does not include Auditor Fees. These will be invoiced separately by the Auditor.)*	
	1,210.00

Terms: Strictly Seven Days **AMT Due \$ 1,210.00**
The Amount Due Includes GST of \$110.00
* Indicates Taxable Supply
Refer to our Terms of Trade on our website www.taxonline.com.au
REMINDER - TAX RETURNS AND BAS'S WILL NOT BE LODGED UNTIL PAYMENT OF INVOICE

Remittance Advice.		Invoice: 209808
John & Donna Larder Superannuation Fund		Ref: JOHN0018
*Cheque	*Cash	*M/card & VISA Only
*Direct Deposit - please use Invoice No. as your REFERENCE		7 March, 2022
Senrico Pty Ltd --- BSB 484 799 Acc 167 066 970		Amt Due: \$ 1,210.00
Card No.	<input type="text"/> <input type="text"/> <input type="text"/> <input type="text"/> <input type="text"/> <input type="text"/> <input type="text"/> <input type="text"/> <input type="text"/> <input type="text"/> <input type="text"/> <input type="text"/> <input type="text"/> <input type="text"/> <input type="text"/> <input type="text"/> <input type="text"/> <input type="text"/> <input type="text"/> <input type="text"/> <input type="text"/> <input type="text"/> <input type="text"/>	Validation No. <input type="text"/> <input type="text"/> <input type="text"/> <input type="text"/>
Cardholder	Signature	Expiry Date/.....

30200 - Administration Costs

2022 Financial Year

Preparer Louise Barlow

Reviewer Sam Greco

Status N/A - Not Applicable

Account Code	Description	CY Balance	LY Balance	Change
30200	Administration Costs		\$1,122.00	100%
TOTAL		CY Balance	LY Balance	
			\$1,122.00	

Supporting Documents

- General Ledger [Report](#)

Standard Checklist

- Attach all source documentation
- Ensure all Transactions have been entered

John & Donna Larder Superannuation Fund

General Ledger

As at 30 June 2022

Transaction Date	Description	Units	Debit	Credit	Balance \$
					0.00 DR

Total Debits: 0.00

Total Credits: 0.00

30400 - ATO Supervisory Levy

2022 Financial Year

Preparer Louise Barlow

Reviewer Sam Greco

Status Ready for Review

Account Code	Description	CY Balance	LY Balance	Change
30400	ATO Supervisory Levy	\$259.00	\$518.00	(50)%
TOTAL		CY Balance	LY Balance	
		\$259.00	\$518.00	

Supporting Documents

- General Ledger [Report](#)

Standard Checklist

- Attach all source documentation
- Ensure all Transactions have been entered

John & Donna Larder Superannuation Fund

General Ledger

As at 30 June 2022

Transaction Date	Description	Units	Debit	Credit	Balance \$
ATO Supervisory Levy (30400)					
<u>ATO Supervisory Levy (30400)</u>					
01/07/2021	2021 Income Tax		259.00		259.00 DR
			259.00		259.00 DR

Total Debits: 259.00

Total Credits: 0.00

30700 - Auditor's Remuneration

2022 Financial Year

Preparer Louise Barlow

Reviewer Sam Greco

Status Ready for Review

Account Code	Description	CY Balance	LY Balance	Change
30700	Auditor's Remuneration	\$330.00	\$396.00	(16.67)%
TOTAL		CY Balance	LY Balance	
		\$330.00	\$396.00	

Supporting Documents

- General Ledger [Report](#)
- Audit Fees.pdf

Standard Checklist

- Attach all source documentation
- Ensure all Transactions have been entered

John & Donna Larder Superannuation Fund

General Ledger

As at 30 June 2022

Transaction Date	Description	Units	Debit	Credit	Balance \$
Auditor's Remuneration (30700)					
Auditor's Remuneration (30700)					
30/06/2022	Audit Fee paid by BWBH		330.00		330.00 DR
			330.00		330.00 DR

Total Debits: 330.00

Total Credits: 0.00

TAX INVOICE

Supplier: Super Audits

Auditor: A.W. Boys
SMSF Auditor Number (SAN) 100014140
Registered Company Auditor (67793)

Address: Box 3376
Rundle Mall 5000

ABN: 20 461 503 652

Services: Auditing

Date: 24 March 2022

Recipient: John and Donna Larder Super Fund

Address: C/- PO Box 354, Aspley QLD 4034

Description of Services

Statutory audit of the John and Donna Larder Super Fund for the financial year ending 30 June 2021.

Fee: \$300.00

GST: \$30.00

Total: \$330.00

Payment can be made with a cheque payable to Super Audits postal address being Box 3376 Rundle Mall 5000 or alternatively an EFT can be made BSB 015-056 Account No. 387392386.



30902 - Morgans Wealth Plus fees

2022 Financial Year

Preparer Louise Barlow

Reviewer Sam Greco

Status Ready for Review

Account Code	Description	CY Balance	LY Balance	Change
30902	Morgans Wealth Plus fees	\$773.06	\$3,980.41	(80.58)%
TOTAL		CY Balance	LY Balance	
		\$773.06	\$3,980.41	

Supporting Documents

- General Ledger [Report](#)

Standard Checklist

- Attach all source documentation
- Ensure all Transactions have been entered

John & Donna Larder Superannuation Fund

General Ledger

As at 30 June 2022

Transaction Date	Description	Units	Debit	Credit	Balance \$
Morgans Wealth Plus fees (30902)					
<u>Morgans Wealth Plus fees (30902)</u>					
30/07/2021	Wealth+ fees July 2021		410.28		410.28 DR
30/07/2021	Wealth+ SMSF Admin Fee Jul 2021		117.87		528.15 DR
31/08/2021	Wealth+ fees August 2021		420.49		948.64 DR
31/08/2021	Wealth+ SMSF Admin Fee Aug 2021		117.87		1,066.51 DR
30/09/2021	Wealth+ fees September 2021		473.83		1,540.34 DR
30/09/2021	Wealth+ SMSF Admin Fee Sep 2021		117.87		1,658.21 DR
29/10/2021	Wealth+ fees - October 2021		431.17		2,089.38 DR
29/10/2021	Wealth+ SMSF Admin Fee Oct 2021		117.87		2,207.25 DR
09/11/2021	Wealth+ SMSF Admin Fee Refund FY 2020/21			1,414.50	792.75 DR
09/11/2021	Wealth+ SMSF Admin Fee Refund FY 2021/22			471.50	321.25 DR
30/11/2021	Wealth+ fees - November 2021		449.66		770.91 DR
31/12/2021	Wealth+ fees - December 2021		2.15		773.06 DR
			2,659.06	1,886.00	773.06 DR

Total Debits: 2,659.06

Total Credits: 1,886.00

31500 - Bank Charges

2022 Financial Year

Preparer Louise Barlow

Reviewer Sam Greco

Status Ready for Review

Account Code	Description	CY Balance	LY Balance	Change
31500	Bank Charges	\$6.27		100%
TOTAL		CY Balance	LY Balance	
		\$6.27		

Supporting Documents

- General Ledger [Report](#)

Standard Checklist

- Attach all source documentation
- Ensure all Transactions have been entered

John & Donna Larder Superannuation Fund

General Ledger

As at 30 June 2022

Transaction Date	Description	Units	Debit	Credit	Balance \$
Bank Charges (31500)					
<u>Bank Charges (31500)</u>					
10/01/2022	SHARE TRADE WITHDRAWAL TO CMC MARKETS STOC 19375643		0.33		0.33 DR
27/01/2022	SHARE TRADE WITHDRAWAL TO CMC MARKETS STOC 19639380		2.31		2.64 DR
01/02/2022	SHARE TRADE WITHDRAWAL TO CMC MARKETS STOC 19715744		0.33		2.97 DR
02/02/2022	SHARE TRADE WITHDRAWAL TO CMC MARKETS STOC 19733612		0.66		3.63 DR
10/02/2022	SHARE TRADE WITHDRAWAL TO CMC MARKETS STOC 19841786		0.33		3.96 DR
21/03/2022	SHARE TRADE WITHDRAWAL TO CMC MARKETS STOC 20356791		0.66		4.62 DR
09/06/2022	SHARE TRADE WITHDRAWAL TO CMC MARKETS STOC 21423955		0.33		4.95 DR
09/06/2022	SHARE TRADE WITHDRAWAL TO CMC MARKETS STOC 21423955		0.33		5.28 DR
22/06/2022	SHARE TRADE WITHDRAWAL TO CMC MARKETS STOC 21592964		0.99		6.27 DR
			6.27		6.27 DR

Total Debits: 6.27

Total Credits: 0.00

38000 - Insurance

2022 Financial Year

Preparer Louise Barlow

Reviewer Sam Greco

Status Ready for Review

Account Code	Description	CY Balance	LY Balance	Change
38000	Insurance	\$320.00		100%
TOTAL		CY Balance	LY Balance	
		\$320.00		

Supporting Documents

- General Ledger [Report](#)

Standard Checklist

- Attach all source documentation
- Ensure all Transactions have been entered

John & Donna Larder Superannuation Fund

General Ledger

As at 30 June 2022

Transaction Date	Description	Units	Debit	Credit	Balance \$
Insurance (38000)					
Insurance (38000)					
27/06/2022	ANZ INTERNET BANKING BPAY AUDIT SHIELD {168535} EFFECTIVE DATE 25 JUN 2022		320.00		320.00 DR
			320.00		320.00 DR

Total Debits: 320.00

Total Credits: 0.00

41600 - Pensions Paid

2022 Financial Year

Preparer Louise Barlow

Reviewer Sam Greco

Status Ready for Review

Account Code	Description	CY Balance	LY Balance	Change
LARJOH00002P	(Pensions Paid) Larder, John - Pension (Transition to Retirement Pension)	\$10,000.00		100%
TOTAL		CY Balance	LY Balance	
		\$10,000.00		

Supporting Documents

- Pension Summary Report [Report](#)

Standard Checklist

- Attach copy of Pension Summary Report
- Ensure Member(s) have been advised of pension for coming year
- Ensure Minimum Pension has been paid for each account

John & Donna Larder Superannuation Fund

Pension Summary

As at 30 June 2022

Member Name : Larder, John

Member Age : 61* (Date of Birth : 03/10/1960)

Member Code	Pension Type	Pension Start Date	Tax Free	Min / PF	Minimum	Maximum	Gross Pension Payments	PAYG	Net Pension Payment	Amount to reach Minimum
LARJOH0002P	Transition to Retirement Pension	01/12/2021	4.76%	2.00%	\$1,160.00*	\$10,000.00	\$10,000.00	\$0.00	\$10,000.00	NIL

*COVID-19 50% reduction has been applied to the minimum pension amount.

					\$1,160.00	\$10,000.00	\$10,000.00	\$0.00	\$10,000.00	\$0.00
--	--	--	--	--	-------------------	--------------------	--------------------	---------------	--------------------	---------------

Total :

					\$1,160.00	\$10,000.00	\$10,000.00	\$0.00	\$10,000.00	\$0.00
--	--	--	--	--	-------------------	--------------------	--------------------	---------------	--------------------	---------------

*Age as at 01/07/2021 or pension start date for new pensions.

48500 - Income Tax Expense

2022 Financial Year

Preparer Louise Barlow

Reviewer Sam Greco

Status Ready for Review

Account Code	Description	CY Balance	LY Balance	Change
48500	Income Tax Expense	\$6,654.18	\$5,166.06	28.81%
TOTAL		CY Balance	LY Balance	
		\$6,654.18	\$5,166.06	

Supporting Documents

No supporting documents

49000 - Profit/Loss Allocation Account

2022 Financial Year

Preparer Louise Barlow

Reviewer Sam Greco

Status Ready for Review

Account Code	Description	CY Balance	LY Balance	Change
49000	Profit/Loss Allocation Account	\$10,324.48	\$203,066.18	(94.92)%
TOTAL		CY Balance	LY Balance	
		\$10,324.48	\$203,066.18	

Supporting Documents

No supporting documents

50000 - Members

2022 Financial Year

Preparer Louise Barlow

Reviewer Sam Greco

Status Ready for Review

Account Code	Description	Opening Balance	Contribution Income	Earnings	Member Payments	Tax & Fees	Closing Balance	Change
LARDON00001A	Larder, Donna - Accumulation (Accumulation)	(\$184,542.89)	(\$31,509.92)	\$14,486.75		\$5,549.74	(\$196,016.32)	6.22%
LARJOH00001A	Larder, John - Accumulation (Accumulation)	(\$302,032.29)	(\$27,500.00)	(\$34,003.81)	\$100,000.00	\$6,148.74	(\$257,387.36)	(14.78)%
LARJOH00002P	Larder, John - Pension (Transition to Retirement Pension)		(\$100,000.00)	\$46,273.75	\$10,000.00	\$230.27	(\$43,495.98)	
TOTAL		Opening Balance	Contribution Income	Earnings	Member Payments	Tax & Fees	Closing Balance	
		(\$486,575.18)	(\$159,009.92)	\$26,756.69	\$110,000.00	\$11,928.75	(\$496,899.66)	

Supporting Documents

- Members Summary [Report](#)
- Members Statements [Report](#)

Standard Checklist

Attach copies of Members Statements

John & Donna Larder Superannuation Fund

Members Statement

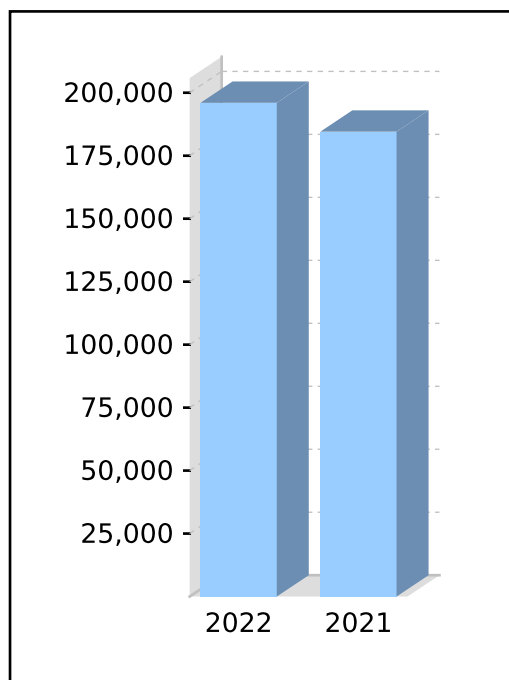
Donna Larder
 10 Eden Drive
 Eatons Hill, Queensland, 4037, Australia

Your Details

Date of Birth :	16/08/1963	Nominated Beneficiaries:	N/A
Age:	58	Nomination Type:	N/A
Tax File Number:	487164912	Vested Benefits:	196,016.32
Date Joined Fund:	06/03/2008		
Service Period Start Date:	26/09/2005		
Date Left Fund:			
Member Code:	LARDON00001A		
Account Start Date:	06/03/2008		
Account Phase:	Accumulation Phase		
Account Description:	Accumulation		

Your Balance

Total Benefits	196,016.32
<u>Preservation Components</u>	
Preserved	195,016.32
Unrestricted Non Preserved	
Restricted Non Preserved	1,000.00
<u>Tax Components</u>	
Tax Free	27,271.03
Taxable	168,745.29



Your Detailed Account Summary

	This Year
Opening balance at 01/07/2021	184,542.89
<u>Increases to Member account during the period</u>	
Employer Contributions	20,475.00
Personal Contributions (Concessional)	7,025.00
Personal Contributions (Non Concessional)	4,029.92
Government Co-Contributions	(20.00)
Other Contributions	
Proceeds of Insurance Policies	
Transfers In	
Net Earnings	(14,486.75)
Internal Transfer In	
<u>Decreases to Member account during the period</u>	
Pensions Paid	
Contributions Tax	4,125.00
Income Tax	1,424.74
No TFN Excess Contributions Tax	
Excess Contributions Tax	
Refund Excess Contributions	
Division 293 Tax	
Insurance Policy Premiums Paid	
Management Fees	
Member Expenses	
Benefits Paid/Transfers Out	
Superannuation Surcharge Tax	
Internal Transfer Out	
Closing balance at 30/06/2022	196,016.32

John & Donna Larder Superannuation Fund

Members Statement

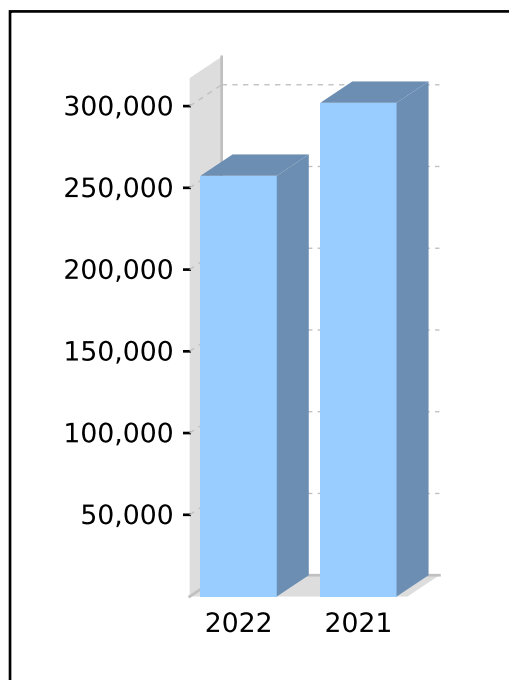
John Larder
 10 Eden Drive
 Eatons Hill, Queensland, 4037, Australia

Your Details

Date of Birth :	03/10/1960	Nominated Beneficiaries:	N/A
Age:	61	Nomination Type:	N/A
Tax File Number:	485467410	Vested Benefits:	257,387.36
Date Joined Fund:	06/03/2008		
Service Period Start Date:	06/03/2008		
Date Left Fund:			
Member Code:	LARJOH00001A		
Account Start Date:	06/03/2008		
Account Phase:	Accumulation Phase		
Account Description:	Accumulation		

Your Balance

Total Benefits	257,387.36
<u>Preservation Components</u>	
Preserved	255,521.76
Unrestricted Non Preserved	
Restricted Non Preserved	1,865.60
<u>Tax Components</u>	
Tax Free	10,043.58
Taxable	247,343.78



Your Detailed Account Summary

	This Year
Opening balance at 01/07/2021	302,032.29
<u>Increases to Member account during the period</u>	
Employer Contributions	26,488.40
Personal Contributions (Concessional)	1,011.60
Personal Contributions (Non Concessional)	
Government Co-Contributions	
Other Contributions	
Proceeds of Insurance Policies	
Transfers In	
Net Earnings	34,003.81
Internal Transfer In	
<u>Decreases to Member account during the period</u>	
Pensions Paid	
Contributions Tax	4,125.05
Income Tax	2,023.69
No TFN Excess Contributions Tax	
Excess Contributions Tax	
Refund Excess Contributions	
Division 293 Tax	
Insurance Policy Premiums Paid	
Management Fees	
Member Expenses	
Benefits Paid/Transfers Out	
Superannuation Surcharge Tax	
Internal Transfer Out	100,000.00
Closing balance at 30/06/2022	257,387.36

John & Donna Larder Superannuation Fund

Members Statement

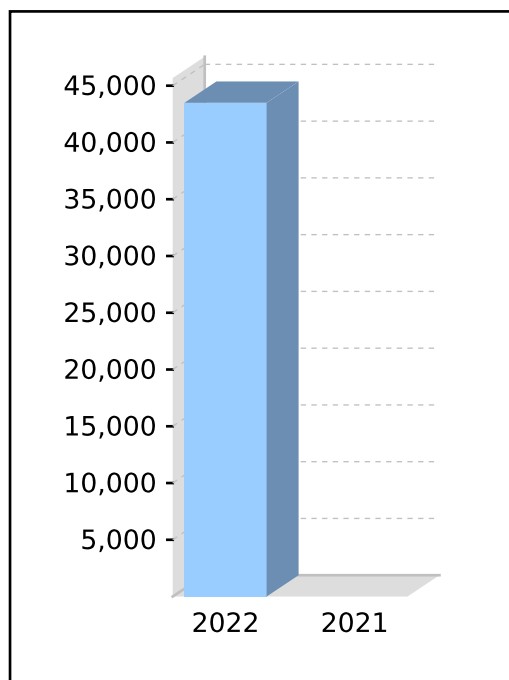
John Larder
 10 Eden Drive
 Eatons Hill, Queensland, 4037, Australia

Your Details

Date of Birth :	03/10/1960	Nominated Beneficiaries:	N/A
Age:	61	Nomination Type:	N/A
Tax File Number:	485467410	Vested Benefits:	43,495.98
Date Joined Fund:	06/03/2008		
Service Period Start Date:	06/03/2008		
Date Left Fund:			
Member Code:	LARJOH00002P		
Account Start Date:	01/12/2021		
Account Phase:	Accumulation Phase		
Account Description:	Transition to Retirement Pension		

Your Balance

Total Benefits	43,495.98
<u>Preservation Components</u>	
Preserved	43,495.98
Unrestricted Non Preserved	
Restricted Non Preserved	
<u>Tax Components</u>	
Tax Free (4.76%)	2,068.86
Taxable	41,427.12



Your Detailed Account Summary

	This Year
Opening balance at 01/07/2021	
<u>Increases to Member account during the period</u>	
Employer Contributions	
Personal Contributions (Concessional)	
Personal Contributions (Non Concessional)	
Government Co-Contributions	
Other Contributions	
Proceeds of Insurance Policies	
Transfers In	
Net Earnings	(46,273.75)
Internal Transfer In	100,000.00
<u>Decreases to Member account during the period</u>	
Pensions Paid	10,000.00
Contributions Tax	
Income Tax	230.27
No TFN Excess Contributions Tax	
Excess Contributions Tax	
Refund Excess Contributions	
Division 293 Tax	
Insurance Policy Premiums Paid	
Management Fees	
Member Expenses	
Benefits Paid/Transfers Out	
Superannuation Surcharge Tax	
Internal Transfer Out	
Closing balance at 30/06/2022	43,495.98

John & Donna Larder Superannuation Fund

Members Summary Report

As at 30 June 2022

Opening Balance	Increases				Decreases					Closing Balance	
	Contributions	Transfers In	Net Earnings	Insurance Proceeds	Pensions Paid	Contributions Tax	Taxes Paid	Benefits Paid/ Transfers Out	Insurance Premiums		Member Expenses
Donna Larder (Age: 58)											
LARDON00001A - Accumulation											
184,542.89	31,509.92		(14,486.75)			4,125.00	1,424.74				196,016.32
184,542.89	31,509.92		(14,486.75)			4,125.00	1,424.74				196,016.32
John Larder (Age: 61)											
LARJOH00001A - Accumulation											
302,032.29	27,500.00		34,003.81			4,125.05	2,023.69	100,000.00			257,387.36
LARJOH00002P - Transition to Retirement Pension - Tax Free: 4.76%											
		100,000.00	(46,273.75)		10,000.00		230.27				43,495.98
302,032.29	27,500.00	100,000.00	(12,269.94)		10,000.00	4,125.05	2,253.96	100,000.00			300,883.34
486,575.18	59,009.92	100,000.00	(26,756.69)		10,000.00	8,250.05	3,678.70	100,000.00			496,899.66

60400 - Bank Accounts

2022 Financial Year

Preparer Louise Barlow

Reviewer Sam Greco

Status Ready for Review

Account Code	Description	CY Balance	LY Balance	Change
154985631	ANZ Cash Investment Account *5631	\$600.29		100%
ANZ182763323	Cash at Bank - ANZ Acc 4849-54504	\$4,540.12	\$0.60	756586.67%
ANZE182763323	ANZ E*Trade Cash Inv Account 1827-63323	\$10,000.11	\$0.11	9090909.09%
MBL979067592	Cash - Wealth+ Portfolio	\$512.08	\$22,081.33	(97.68)%
TOTAL		CY Balance	LY Balance	
		\$15,652.60	\$22,082.04	

Supporting Documents

- Bank Statement Report [Report](#)
- BS - ANZ Cash Investment - 5631.pdf [154985631](#)
- BS - ANZ Business Assentials - 4504.pdf [ANZ182763323](#)
- BS - ANZ Cash Investment - 3323.pdf [ANZE182763323](#)
- BS - Morgans Cash Account Transaction.pdf [MBL979067592](#)

Standard Checklist

- Attach Copies of Bank Statements
- Attach copy of Bank Statement Report
- Ensure all Balances match Statement Balances at June 30
- Ensure all Transactions have been entered

John & Donna Larder Superannuation Fund
Bank Statement Report

For The Period 01 July 2021 to 30 June 2022

Chart Code: 60400 / 154985631

Account Name: ANZ Cash Investment Account *5631

BSB and Account Number: 012012 154985631

Opening Balance - **Total Debits** + **Total Credits** = **Closing Balance**
 \$ 547,455.79 \$ 548,056.08 \$ 600.29

Data Feed Used

None - Manually Input or Import

Date	Description	Debit \$	Credit \$	Ledger Balance \$	Statement Balance \$	Variance \$
08/12/2021	ANZ INTERNET BANKING FUNDS TFER TRANSFER 446412 TO 012012154985631		500,000.00	500,000.00		
31/12/2021	CREDIT INTEREST PAID		3.15	500,003.15		
10/01/2022	SHARE TRADE WITHDRAWAL TO CMC MARKETS STOC 19375643	0.33		500,002.82		
12/01/2022	SHARE TRADE WITHDRAWAL TO CMC MARKETS STOC C17571394	9,819.62		490,183.20		
27/01/2022	SHARE TRADE WITHDRAWAL TO CMC MARKETS STOC 19639380	2.31		490,180.89		
31/01/2022	SHARE TRADE WITHDRAWAL TO CMC MARKETS STOC C17820246	49,783.96		440,396.93		
31/01/2022	SHARE TRADE WITHDRAWAL TO CMC MARKETS STOC C17819919	49,819.08		390,577.85		
31/01/2022	SHARE TRADE WITHDRAWAL TO CMC MARKETS STOC C17820334	49,871.90		340,705.95		
31/01/2022	SHARE TRADE WITHDRAWAL TO CMC MARKETS STOC C17821062	49,943.68		290,762.27		
31/01/2022	SHARE TRADE WITHDRAWAL TO CMC MARKETS STOC C17820020	49,982.58		240,779.69		
31/01/2022	SHARE TRADE WITHDRAWAL TO CMC MARKETS STOC C17819777	99,937.23		140,842.46		
31/01/2022	SHARE TRADE WITHDRAWAL TO CMC MARKETS STOC C17819613	99,988.57		40,853.89		
31/01/2022	CREDIT INTEREST PAID		4.19	40,858.08		
01/02/2022	SHARE TRADE WITHDRAWAL TO CMC MARKETS STOC 19715744	0.33		40,857.75		
02/02/2022	SHARE TRADE WITHDRAWAL TO CMC MARKETS STOC 19733612	0.66		40,857.09		
03/02/2022	SHARE TRADE WITHDRAWAL TO CMC MARKETS STOC C17878832	9,861.05		30,996.04		
04/02/2022	SHARE TRADE WITHDRAWAL TO CMC MARKETS STOC C17899742	9,894.43		21,101.61		

John & Donna Larder Superannuation Fund
Bank Statement Report

For The Period 01 July 2021 to 30 June 2022

Date	Description	Debit \$	Credit \$	Ledger Balance \$	Statement Balance \$	Variance \$
04/02/2022	SHARE TRADE WITHDRAWAL TO CMC MARKETS STOC C17899692	9,958.81		11,142.80		
10/02/2022	SHARE TRADE WITHDRAWAL TO CMC MARKETS STOC 19841786	0.33		11,142.47		
14/02/2022	SHARE TRADE WITHDRAWAL TO CMC MARKETS STOC C17997885	9,976.10		1,166.37		
08/03/2022	ANZ INTERNET BANKING FUNDS TFER TRANSFER 567058 TO 012012154985631		30,000.00	31,166.37		
21/03/2022	SHARE TRADE WITHDRAWAL TO CMC MARKETS STOC 20356791	0.66		31,165.71		
23/03/2022	SHARE TRADE WITHDRAWAL TO CMC MARKETS STOC C18459720	9,983.96		21,181.75		
23/03/2022	SHARE TRADE WITHDRAWAL TO CMC MARKETS STOC C18459680	19,972.35		1,209.40		
20/04/2022	DIVIDEND FROM VGE PAYMENT APR22/00814656		106.47	1,315.87		
20/04/2022	DIVIDEND FROM VGS PAYMENT APR22/00859324		405.28	1,721.15		
21/04/2022	DIVIDEND FROM IHD PAYMENT APR22/00804378		990.08	2,711.23		
21/04/2022	DIVIDEND FROM IOZ PAYMENT APR22/00876380		1,546.91	4,258.14		
09/06/2022	SHARE TRADE WITHDRAWAL TO CMC MARKETS STOC 21423955	0.33		4,257.81		
14/06/2022	SHARE TRADE WITHDRAWAL TO CMC MARKETS STOC C19375639	3,941.91		315.90		
21/06/2022	ANZ INTERNET BANKING FUNDS TFER TRANSFER 816921 TO 012012154985631 [ANZ INTERNET BANKING FUNDS TFER TRANSFER 816921 FROM 484954504]		15,000.00	15,315.90		
22/06/2022	SHARE TRADE WITHDRAWAL TO CMC MARKETS STOC 21592964	0.99		15,314.91		
24/06/2022	SHARE TRADE WITHDRAWAL TO CMC MARKETS STOC C19522555	4,980.07		10,334.84		
24/06/2022	SHARE TRADE WITHDRAWAL TO CMC MARKETS STOC C19522639	4,960.93		5,373.91		
24/06/2022	SHARE TRADE WITHDRAWAL TO CMC MARKETS STOC C19522595	4,773.62		600.29		
30/06/2022	CLOSING BALANCE			600.29		
		<u>547,455.79</u>	<u>548,056.08</u>			

John & Donna Larder Superannuation Fund

Bank Statement Report

For The Period 01 July 2021 to 30 June 2022

Chart Code: 60400 / ANZ182763323

Account Name: Cash at Bank - ANZ Acc 4849-54504

BSB and Account Number: 012012 182763323

Opening Balance	-	Total Debits	+	Total Credits	=	Closing Balance	Data Feed Used
\$ 0.60		\$ 558,677.06		\$ 563,216.58		\$ 4,540.12	

Date	Description	Debit \$	Credit \$	Ledger Balance \$	Statement Balance \$	Variance \$
01/07/2021	Opening Balance			0.60		
22/10/2021	ANZ INTERNET BANKING FUNDS TFER TRANSFER 236394 FROM 351043707		75.00	75.60		
22/10/2021	ANZ INTERNET BANKING FUNDS TFER TRANSFER 236246 FROM 351043707		188.46	264.06		
29/10/2021	ANZ INTERNET BANKING FUNDS TFER TRANSFER 856357 FROM 351043707		75.00	339.06		
29/10/2021	ANZ INTERNET BANKING FUNDS TFER TRANSFER 856209 FROM 351043707		188.46	527.52		
05/11/2021	ANZ INTERNET BANKING FUNDS TFER TRANSFER 829667 FROM 351043707		75.00	602.52		
05/11/2021	ANZ INTERNET BANKING FUNDS TFER TRANSFER 829357 FROM 351043707		188.46	790.98		
12/11/2021	ANZ INTERNET BANKING FUNDS TFER TRANSFER 213875 FROM 351043707		75.00	865.98		
12/11/2021	ANZ INTERNET BANKING FUNDS TFER TRANSFER 211138 FROM 351043707		188.46	1,054.44		
19/11/2021	ANZ INTERNET BANKING FUNDS TFER TRANSFER 220299 FROM 351043707		75.00	1,129.44		
19/11/2021	ANZ INTERNET BANKING FUNDS TFER TRANSFER 220183 FROM 351043707		188.46	1,317.90		
26/11/2021	ANZ INTERNET BANKING FUNDS TFER TRANSFER 121684 FROM 351043707		75.00	1,392.90		
26/11/2021	ANZ INTERNET BANKING FUNDS TFER TRANSFER 121540 FROM 351043707		188.46	1,581.36		
03/12/2021	ANZ INTERNET BANKING FUNDS TFER TRANSFER 967625 FROM 351043707		75.00	1,656.36		
03/12/2021	ANZ INTERNET BANKING FUNDS TFER TRANSFER 967552 FROM 351043707		188.46	1,844.82		
06/12/2021	TRANSFER FROM LARDER J E & LAR JOHN & DONNA LARDE [Transfer]		531,730.68	533,575.50		
08/12/2021	ANZ INTERNET BANKING FUNDS TFER TRANSFER 446412 TO 012012154985631	500,000.00		33,575.50		

John & Donna Larder Superannuation Fund
Bank Statement Report

For The Period 01 July 2021 to 30 June 2022

Date	Description	Debit \$	Credit \$	Ledger Balance \$	Statement Balance \$	Variance \$
10/12/2021	ANZ INTERNET BANKING FUNDS TFER TRANSFER 818328 FROM 351043707		75.00	33,650.50		
10/12/2021	ANZ INTERNET BANKING FUNDS TFER TRANSFER 818187 FROM 351043707		188.46	33,838.96		
17/12/2021	ANZ INTERNET BANKING FUNDS TFER TRANSFER 592151 FROM 351043707		75.00	33,913.96		
17/12/2021	ANZ INTERNET BANKING FUNDS TFER TRANSFER 592065 FROM 351043707		188.46	34,102.42		
24/12/2021	ANZ INTERNET BANKING FUNDS TFER TRANSFER 515625 FROM 351043707		75.00	34,177.42		
24/12/2021	ANZ INTERNET BANKING FUNDS TFER TRANSFER 515529 FROM 351043707		188.46	34,365.88		
29/12/2021	ANZ MOBILE BANKING PAYMENT 618865 TO JOHN LARDER	10,000.00		24,365.88		
31/12/2021	ANZ INTERNET BANKING FUNDS TFER TRANSFER 424155 FROM 351043707		75.00	24,440.88		
31/12/2021	ANZ INTERNET BANKING FUNDS TFER TRANSFER 423988 FROM 351043707		188.46	24,629.34		
31/12/2021	CREDIT INTEREST PAID		0.50	24,629.84		
07/01/2022	ANZ INTERNET BANKING FUNDS TFER TRANSFER 584135 FROM 351043707		75.00	24,704.84		
07/01/2022	ANZ INTERNET BANKING FUNDS TFER TRANSFER 584052 FROM 351043707		188.46	24,893.30		
14/01/2022	ANZ INTERNET BANKING FUNDS TFER TRANSFER 120920 FROM 351043707		75.00	24,968.30		
14/01/2022	ANZ INTERNET BANKING FUNDS TFER TRANSFER 120800 FROM 351043707		188.46	25,156.76		
21/01/2022	ANZ INTERNET BANKING FUNDS TFER TRANSFER 528636 FROM 351043707		75.00	25,231.76		
21/01/2022	ANZ INTERNET BANKING FUNDS TFER TRANSFER 528469 FROM 351043707		188.46	25,420.22		
21/01/2022	ANZ INTERNET BANKING FUNDS TFER TRANSFER 528771 FROM 351043707		1,000.00	26,420.22		
28/01/2022	ANZ INTERNET BANKING FUNDS TFER TRANSFER 802055 FROM 351043707		75.00	26,495.22		
28/01/2022	ANZ INTERNET BANKING FUNDS TFER TRANSFER 801940 FROM 351043707		188.46	26,683.68		
28/01/2022	ANZ INTERNET BANKING FUNDS TFER TRANSFER 802173 FROM 351043707		1,000.00	27,683.68		
31/01/2022	CREDIT INTEREST PAID		0.22	27,683.90		

John & Donna Larder Superannuation Fund
Bank Statement Report

For The Period 01 July 2021 to 30 June 2022

Date	Description	Debit \$	Credit \$	Ledger Balance \$	Statement Balance \$	Variance \$
04/02/2022	ANZ INTERNET BANKING FUNDS TFER TRANSFER 682499 FROM 351043707		75.00	27,758.90		
04/02/2022	ANZ INTERNET BANKING FUNDS TFER TRANSFER 682403 FROM 351043707		188.46	27,947.36		
04/02/2022	ANZ INTERNET BANKING FUNDS TFER TRANSFER 682584 FROM 351043707		1,000.00	28,947.36		
11/02/2022	ANZ M-BANKING FUNDS TFER TRANSFER 298193 FROM 351043707		75.00	29,022.36		
11/02/2022	ANZ M-BANKING FUNDS TFER TRANSFER 297776 FROM 351043707		188.46	29,210.82		
11/02/2022	ANZ M-BANKING FUNDS TFER TRANSFER 298394 FROM 351043707		1,000.00	30,210.82		
18/02/2022	ANZ INTERNET BANKING FUNDS TFER TRANSFER 973457 FROM 351043707		75.00	30,285.82		
18/02/2022	ANZ INTERNET BANKING FUNDS TFER TRANSFER 973391 FROM 351043707		188.46	30,474.28		
18/02/2022	ANZ INTERNET BANKING FUNDS TFER TRANSFER 973532 FROM 351043707		1,000.00	31,474.28		
25/02/2022	ANZ INTERNET BANKING FUNDS TFER TRANSFER 688578 FROM 351043707		75.00	31,549.28		
25/02/2022	ANZ INTERNET BANKING FUNDS TFER TRANSFER 688439 FROM 351043707		188.46	31,737.74		
25/02/2022	ANZ INTERNET BANKING FUNDS TFER TRANSFER 688878 FROM 351043707		1,000.00	32,737.74		
28/02/2022	CREDIT INTEREST PAID		0.23	32,737.97		
04/03/2022	ANZ INTERNET BANKING FUNDS TFER TRANSFER 785794 FROM 351043707		75.00	32,812.97		
04/03/2022	ANZ INTERNET BANKING FUNDS TFER TRANSFER 785744 FROM 351043707		188.46	33,001.43		
04/03/2022	ANZ INTERNET BANKING FUNDS TFER TRANSFER 785843 FROM 351043707		1,000.00	34,001.43		
08/03/2022	ANZ INTERNET BANKING FUNDS TFER TRANSFER 567058 TO 012012154985631	30,000.00		4,001.43		
11/03/2022	ANZ INTERNET BANKING FUNDS TFER TRANSFER 454518 FROM 351043707		75.00	4,076.43		
11/03/2022	ANZ INTERNET BANKING FUNDS TFER TRANSFER 454415 FROM 351043707		188.46	4,264.89		
11/03/2022	ANZ INTERNET BANKING FUNDS TFER TRANSFER 454620 FROM 351043707		1,000.00	5,264.89		
11/03/2022	ANZ INTERNET BANKING PAYMENT 449903 TO SAM GRECO ACCOUNTANTS	1,210.00		4,054.89		

John & Donna Larder Superannuation Fund
Bank Statement Report

For The Period 01 July 2021 to 30 June 2022

Date	Description	Debit \$	Credit \$	Ledger Balance \$	Statement Balance \$	Variance \$
18/03/2022	ANZ INTERNET BANKING FUNDS TFER TRANSFER 247630 FROM 351043707		75.00	4,129.89		
18/03/2022	ANZ INTERNET BANKING FUNDS TFER TRANSFER 247472 FROM 351043707		188.46	4,318.35		
18/03/2022	ANZ INTERNET BANKING FUNDS TFER TRANSFER 247776 FROM 351043707		1,000.00	5,318.35		
25/03/2022	ANZ INTERNET BANKING FUNDS TFER TRANSFER 844712 FROM 351043707		75.00	5,393.35		
25/03/2022	ANZ INTERNET BANKING FUNDS TFER TRANSFER 844465 FROM 351043707		188.46	5,581.81		
25/03/2022	ANZ INTERNET BANKING FUNDS TFER TRANSFER 844948 FROM 351043707		1,000.00	6,581.81		
31/03/2022	CREDIT INTEREST PAID		0.09	6,581.90		
01/04/2022	ANZ INTERNET BANKING FUNDS TFER TRANSFER 290614 FROM 351043707		75.00	6,656.90		
01/04/2022	ANZ INTERNET BANKING FUNDS TFER TRANSFER 290620 FROM 351043707		188.46	6,845.36		
01/04/2022	ANZ INTERNET BANKING FUNDS TFER TRANSFER 290608 FROM 351043707		1,000.00	7,845.36		
08/04/2022	ANZ INTERNET BANKING FUNDS TFER TRANSFER 304148 FROM 351043707		75.00	7,920.36		
08/04/2022	ANZ INTERNET BANKING FUNDS TFER TRANSFER 304091 FROM 351043707		188.46	8,108.82		
08/04/2022	ANZ INTERNET BANKING FUNDS TFER TRANSFER 304209 FROM 351043707		1,000.00	9,108.82		
08/04/2022	ANZ INTERNET BANKING BPAY TAX OFFICE PAYMENT {314995}	654.06		8,454.76		
14/04/2022	ANZ INTERNET BANKING FUNDS TFER TRANSFER 426049 FROM 351043707		75.00	8,529.76		
14/04/2022	ANZ INTERNET BANKING FUNDS TFER TRANSFER 425912 FROM 351043707		188.46	8,718.22		
14/04/2022	ANZ INTERNET BANKING FUNDS TFER TRANSFER 426175 FROM 351043707		1,000.00	9,718.22		
22/04/2022	ANZ INTERNET BANKING FUNDS TFER TRANSFER 235294 FROM 351043707		75.00	9,793.22		
22/04/2022	ANZ INTERNET BANKING FUNDS TFER TRANSFER 235189 FROM 351043707		188.46	9,981.68		
22/04/2022	ANZ INTERNET BANKING FUNDS TFER TRANSFER 235397 FROM 351043707		1,000.00	10,981.68		
29/04/2022	ANZ INTERNET BANKING FUNDS TFER TRANSFER 812206 FROM 351043707		75.00	11,056.68		

John & Donna Larder Superannuation Fund
Bank Statement Report

For The Period 01 July 2021 to 30 June 2022

Date	Description	Debit \$	Credit \$	Ledger Balance \$	Statement Balance \$	Variance \$
29/04/2022	ANZ INTERNET BANKING FUNDS TFER TRANSFER 812078 FROM 351043707		188.46	11,245.14		
29/04/2022	ANZ INTERNET BANKING FUNDS TFER TRANSFER 812348 FROM 351043707		1,000.00	12,245.14		
29/04/2022	CREDIT INTEREST PAID		0.08	12,245.22		
06/05/2022	ANZ INTERNET BANKING FUNDS TFER TRANSFER 675423 FROM 351043707		75.00	12,320.22		
06/05/2022	ANZ INTERNET BANKING FUNDS TFER TRANSFER 675344 FROM 351043707		188.46	12,508.68		
06/05/2022	ANZ INTERNET BANKING FUNDS TFER TRANSFER 675492 FROM 351043707		1,000.00	13,508.68		
13/05/2022	ANZ INTERNET BANKING FUNDS TFER TRANSFER 348580 FROM 351043707		75.00	13,583.68		
13/05/2022	ANZ INTERNET BANKING FUNDS TFER TRANSFER 348551 FROM 351043707		188.46	13,772.14		
13/05/2022	ANZ INTERNET BANKING FUNDS TFER TRANSFER 348606 FROM 351043707		1,000.00	14,772.14		
20/05/2022	ANZ INTERNET BANKING FUNDS TFER TRANSFER 829418 FROM 351043707		75.00	14,847.14		
20/05/2022	ANZ INTERNET BANKING FUNDS TFER TRANSFER 829413 FROM 351043707		188.46	15,035.60		
20/05/2022	ANZ INTERNET BANKING FUNDS TFER TRANSFER 829421 FROM 351043707		1,000.00	16,035.60		
27/05/2022	ANZ INTERNET BANKING FUNDS TFER TRANSFER 673896 FROM 351043707		75.00	16,110.60		
27/05/2022	ANZ INTERNET BANKING FUNDS TFER TRANSFER 673836 FROM 351043707		188.46	16,299.06		
27/05/2022	ANZ INTERNET BANKING FUNDS TFER TRANSFER 673956 FROM 351043707		1,000.00	17,299.06		
27/05/2022	ANZ INTERNET BANKING BPAY TAX OFFICE PAYMENT {677032}	1,493.00		15,806.06		
31/05/2022	CREDIT INTEREST PAID		0.12	15,806.18		
03/06/2022	ANZ INTERNET BANKING FUNDS TFER TRANSFER 516873 FROM 351043707		75.00	15,881.18		
03/06/2022	ANZ INTERNET BANKING FUNDS TFER TRANSFER 516882 FROM 351043707		188.46	16,069.64		
03/06/2022	ANZ INTERNET BANKING FUNDS TFER TRANSFER 516889 FROM 351043707		1,000.00	17,069.64		
10/06/2022	ANZ INTERNET BANKING FUNDS TFER TRANSFER 220020 FROM 351043707		75.00	17,144.64		

John & Donna Larder Superannuation Fund
Bank Statement Report

For The Period 01 July 2021 to 30 June 2022

Date	Description	Debit \$	Credit \$	Ledger Balance \$	Statement Balance \$	Variance \$
10/06/2022	ANZ INTERNET BANKING FUNDS TFER TRANSFER 220025 FROM 351043707		188.46	17,333.10		
10/06/2022	ANZ INTERNET BANKING FUNDS TFER TRANSFER 220053 FROM 351043707		1,000.00	18,333.10		
20/06/2022	ANZ INTERNET BANKING FUNDS TFER TRANSFER 123858 FROM 351043707		75.00	18,408.10		
20/06/2022	ANZ INTERNET BANKING FUNDS TFER TRANSFER 123733 FROM 351043707		188.46	18,596.56		
20/06/2022	ANZ INTERNET BANKING FUNDS TFER TRANSFER 123976 FROM 351043707		1,000.00	19,596.56		
21/06/2022	ANZ INTERNET BANKING FUNDS TFER TRANSFER 816921 TO 012012154985631 [ANZ INTERNET BANKING FUNDS TFER TRANSFER 816921 FROM 484954504]	15,000.00		4,596.56		
27/06/2022	ANZ INTERNET BANKING FUNDS TFER TRANSFER 167689 FROM 351043707 EFFECTIVE DATE 25 JUN 2022		75.00	4,671.56		
27/06/2022	ANZ INTERNET BANKING FUNDS TFER TRANSFER 167675 FROM 351043707 EFFECTIVE DATE 25 JUN 2022		188.46	4,860.02		
27/06/2022	ANZ INTERNET BANKING BPAY AUDIT SHIELD {168535} EFFECTIVE DATE 25 JUN 2022	320.00		4,540.02		
30/06/2022	CREDIT INTEREST PAID		0.10	4,540.12		
30/06/2022	CLOSING BALANCE			4,540.12		
		558,677.06	563,216.58			

John & Donna Larder Superannuation Fund
Bank Statement Report

For The Period 01 July 2021 to 30 June 2022

Chart Code: 60400 / ANZE182763323
Account Name: ANZ E*Trade Cash Inv Account 1827-63323
BSB and Account Number: 012012 182763323

Opening Balance	-	Total Debits	+	Total Credits	=	Closing Balance	Data Feed Used
\$ 0.11				\$ 10,000.00		\$ 10,000.11	

Date	Description	Debit	Credit	Ledger Balance	Statement Balance	Variance
		\$	\$	\$	\$	\$
01/07/2021	Opening Balance			0.11		
29/12/2021	From Donna Larder Investment Money		10,000.00	10,000.11		
30/06/2022	CLOSING BALANCE			10,000.11		
			<u>10,000.00</u>			

John & Donna Larder Superannuation Fund

Bank Statement Report

For The Period 01 July 2021 to 30 June 2022

Chart Code: 60400 / MBL979067592

Account Name: Cash - Wealth+ Portfolio

BSB and Account Number: 182512 979067592

Opening Balance - **Total Debits** + **Total Credits** = **Closing Balance**
 \$ 22,081.33 \$ 1,622,755.83 \$ 1,601,186.58 \$ 512.08

Data Feed Used

None - Manually Input or Import

Date	Description	Debit \$	Credit \$	Ledger Balance \$	Statement Balance \$	Variance \$
01/07/2021	Opening Balance			22,081.33		
02/07/2021	Super Contribution TBA J E Larder J E Larder Super		1,000.00	23,081.33		
02/07/2021	National Australia Bank Ltd FPO Dividend/Distribution Payment		615.60	23,696.93		
02/07/2021	Super		188.46	23,885.39		
02/07/2021	Aristocrat Payment		90.00	23,975.39		
02/07/2021	Super		75.00	24,050.39		
06/07/2021	ATO Donna	20.00		24,030.39		
09/07/2021	Super Acc		1,000.00	25,030.39		
09/07/2021	Super Acc		188.46	25,218.85		
09/07/2021	Super Acc		75.00	25,293.85		
09/07/2021	Orica -		45.23	25,339.08		
14/07/2021	Cromwell Market Purchase 11,000 securities	10,010.00		15,329.08		
14/07/2021	OZ Minerals Limited FPO On Market Purchase 445 securities	9,993.45		5,335.63		
16/07/2021	Super Contribution TBA J D Larder J D Larder SF ACC		1,000.00	6,335.63		
16/07/2021	Super Contribution TBA J D Larder J D Larder SF ACC		188.46	6,524.09		
16/07/2021	Super Contribution TBA J D Larder J D Larder SF ACC		75.00	6,599.09		
23/07/2021	Super Contribution TBA J D Larder J D Larder SF ACC		1,000.00	7,599.09		

John & Donna Larder Superannuation Fund
Bank Statement Report

For The Period 01 July 2021 to 30 June 2022

Date	Description	Debit \$	Credit \$	Ledger Balance \$	Statement Balance \$	Variance \$
23/07/2021	Super Contribution TBA J D Larder J D Larder SF ACC		188.46	7,787.55		
23/07/2021	Super Contribution TBA J D Larder J D Larder SF ACC		75.00	7,862.55		
28/07/2021	ATO Payment June 2021 Qtr PAYG Tax Instalment	2,172.00		5,690.55		
30/07/2021	Super Contribution TBA J D Larder J D Larder SF ACC		1,000.00	6,690.55		
30/07/2021	Super Contribution TBA J D Larder J D Larder SF ACC		188.46	6,879.01		
30/07/2021	Super Contribution TBA J D Larder J D Larder SF ACC		75.00	6,954.01		
30/07/2021	Interest Earned Macquarie CMA		3.84	6,957.85		
30/07/2021	Wealth+ fees July 2021	440.30		6,517.55		
30/07/2021	Wealth+ SMSF Admin Fee Jul 2021	126.50		6,391.05		
06/08/2021	Super Contribution TBA J D Larder SF J D Larder SF ACC		1,000.00	7,391.05		
06/08/2021	Super Contribution TBA J D Larder SF J D Larder SF ACC		188.46	7,579.51		
06/08/2021	Super Contribution TBA J D Larder SF J D Larder SF ACC		75.00	7,654.51		
10/08/2021	Centuria Office REIT FPU - Dividend/Distribution Payment		240.32	7,894.83		
13/08/2021	Super Contribution TBA J D Larder J D Larder SF ACC		1,000.00	8,894.83		
13/08/2021	Super Contribution TBA J D Larder J D Larder SF ACC		188.46	9,083.29		
13/08/2021	Super Contribution TBA J D Larder J D Larder SF ACC		75.00	9,158.29		
16/08/2021	Apple Inc Common (US Listed) Dividend/Distribution Payment		33.21	9,191.50		
20/08/2021	Super Contribution TBA J D Larder J D Larder SF ACC		188.46	9,379.96		
20/08/2021	Super Contribution TBA J D Larder J D Larder SF ACC		75.00	9,454.96		
26/08/2021	Aventus Retail Property Fund FPO Dividend/Distribution Payment		218.50	9,673.46		
27/08/2021	Super Contribution TBA J D Larder J D Larder SF ACC		1,000.00	10,673.46		

John & Donna Larder Superannuation Fund
Bank Statement Report

For The Period 01 July 2021 to 30 June 2022

Date	Description	Debit \$	Credit \$	Ledger Balance \$	Statement Balance \$	Variance \$
27/08/2021	Super Contribution TBA J D Larder J D Larder SF ACC		188.46	10,861.92		
27/08/2021	Super Contribution TBA J D Larder J D Larder SF ACC		75.00	10,936.92		
31/08/2021	Interest Earned Macquarie CMA		2.39	10,939.31		
31/08/2021	Wealth+ fees August 2021	451.26		10,488.05		
31/08/2021	Wealth+ SMSF Admin Fee Aug 2021	126.50		10,361.55		
03/09/2021	Super Contribution TBA J D Larder J D Larder SF ACC		1,000.00	11,361.55		
03/09/2021	Super Contribution TBA J D Larder J D Larder SF ACC		188.46	11,550.01		
03/09/2021	Deposit J D Larder SF AC JD Larder SF ACC		75.00	11,625.01		
06/09/2021	Super Contribution TBA J D Larder JD Larder SF Acc		188.46	11,813.47		
06/09/2021	Super Contribution TBA J D Larder J D Larder SF Acc [Super Contribution TBA J D Larder J D Larder SF ACC]		75.00	11,888.47		
06/09/2021	Paladin Energy Limited FPO Unmarketable Parcel Sale - Capital Gain occurred from excess of Return of Capital		26.04	11,914.51		
07/09/2021	OZ Minerals Limited FPO Dividend/Distribution Payment		71.20	11,985.71		
10/09/2021	Credit Corp Group Limited FPO Dividend/Distribution Payment		252.00	12,237.71		
17/09/2021	Super Contribution TBA DONNA MAREE LARD JD Larder SF Acc		1,000.00	13,237.71		
17/09/2021	Super Contribution TBA DONNA MAREE LARD JD Larder SF Acc		188.46	13,426.17		
17/09/2021	Super Contribution TBA DONNA MAREE LARD J D Larder SF Acc		75.00	13,501.17		
21/09/2021	BHP Group Limited FPO Dividend/Distribution Payment		1,800.22	15,301.39		
21/09/2021	Beacon Lighting Group Ltd FPO Dividend/Distribution Payment		690.00	15,991.39		
23/09/2021	Super Contribution TBA J D Larden J D Larden SF ACC		1,000.00	16,991.39		
23/09/2021	Adairs Limited FPO Dividend/Distribution Payment		450.00	17,441.39		

John & Donna Larder Superannuation Fund
Bank Statement Report

For The Period 01 July 2021 to 30 June 2022

Date	Description	Debit \$	Credit \$	Ledger Balance \$	Statement Balance \$	Variance \$
23/09/2021	Telstra Corporation Limited FPO Dividend/Distribution Payment		320.00	17,761.39		
23/09/2021	Super Contribution TBA J D Larder J D Larder SF ACC		188.46	17,949.85		
23/09/2021	Super Contribution TBA J D Larder J D Larder SF ACC		75.00	18,024.85		
23/09/2021	ResMed Inc CDIs - Dividend/Distribution Payment		39.96	18,064.81		
29/09/2021	MotorCycle Holdings Limited FPO Dividend/Distribution Payment		657.10	18,721.91		
29/09/2021	Universal Store Holdings FPO Dividend/Distribution Payment		315.00	19,036.91		
29/09/2021	Northern Star Resources Ltd FPO Dividend/Distribution Payment		78.76	19,115.67		
30/09/2021	Interest Earned Macquarie CMA		3.73	19,119.40		
30/09/2021	Wealth+ fees September 2021	508.50		18,610.90		
30/09/2021	Wealth+ SMSF Admin Fee Sep 2021	126.50		18,484.40		
01/10/2021	Super Contribution TBA J D Larder J D Larder SF ACC		1,000.00	19,484.40		
01/10/2021	Super Contribution TBA J D Larder SF AC J D Larder SF ACC		188.46	19,672.86		
01/10/2021	Super Contribution TBA J D Larder J D Larder SF ACC		75.00	19,747.86		
05/10/2021	Atlas Arteria Stapled Securities Dividend/Distribution Payment		285.82	20,033.68		
11/10/2021	Super Contribution TBA J D Larder J D Larder SF Acc [Super Contribution TBA J D Larder J D Larder SF ACC]		1,000.00	21,033.68		
11/10/2021	Super Contribution TBA J D Larder J D Larder SF Acc [Super Contribution TBA J D Larder J D Larder SF ACC]		188.46	21,222.14		
11/10/2021	Super Contribution TBA J D Larder J D Larder SF Acc [Super Contribution TBA J D Larder J D Larder SF ACC]		75.00	21,297.14		
15/10/2021	Eagers Automotive Limited FPO - Dividend/Distribution Payment		482.80	21,779.94		
15/10/2021	Super Contribution TBA J D Larder J D Larder SMSF		188.46	21,968.40		
15/10/2021	Super Contribution TBA J D Larder J D Larder SMSF		75.00	22,043.40		

John & Donna Larder Superannuation Fund
Bank Statement Report

For The Period 01 July 2021 to 30 June 2022

Date	Description	Debit \$	Credit \$	Ledger Balance \$	Statement Balance \$	Variance \$
20/10/2021	Lovisa Holdings Limited FPO On Market Sale 2,212 securities		43,349.51	65,392.91		
20/10/2021	Beacon Lighting Group Ltd FPO On Market Sale 15,000 securities		37,087.50	102,480.41		
20/10/2021	Apple Inc Common (US Listed) - On Market Sale 160 securities		30,414.28	132,894.69		
20/10/2021	National Australia Bank Ltd FPO On Market Sale 1,026 securities - Capital Gain occurred from excess of Return of Capital		29,101.99	161,996.68		
20/10/2021	ResMed Inc CDIs On Market Sale 800 securities - Capital Gain occurred from excess of Return of Capital		27,209.37	189,206.05		
20/10/2021	BHP Group Limited FPO - On Market Sale 663 securities		25,500.45	214,706.50		
20/10/2021	Eagers Automotive Limited FPO On Market Sale 1,700 securities		24,914.68	239,621.18		
20/10/2021	Westpac Banking Corporation FPO On Market Sale 984 securities		24,893.84	264,515.02		
20/10/2021	Universal Store Holdings FPO On Market Sale 3,000 securities		24,502.07	289,017.09		
20/10/2021	Credit Corp Group Limited FPO On Market Sale 700 securities		21,222.45	310,239.54		
20/10/2021	MotorCycle Holdings Limited FPO On Market Sale 6,571 securities		19,236.21	329,475.75		
20/10/2021	Adairs Limited FPO On Market Sale 4,500 securities		17,045.41	346,521.16		
20/10/2021	Aventus Retail Property Fund FPO - On Market Sale 5,000 securities		17,010.80	363,531.96		
20/10/2021	Whitehaven Coal Limited Limited FPO On Market Sale 5,000 securities		16,046.52	379,578.48		
20/10/2021	Telstra Corporation Limited FPO On Market Sale 4,000 securities - Capital Gain occurred from excess of Return of Capital		15,289.94	394,868.42		
20/10/2021	Centuria Office REIT FPU On Market Sale 5,826 securities		14,001.45	408,869.87		
20/10/2021	Immutep Limited FPO On Market Sale 25,000 securities		13,351.50	422,221.37		
20/10/2021	Corporate Travel Management Limited FPO On Market Sale 500 securities		11,976.79	434,198.16		
20/10/2021	Sydney Airport Stapled Security On Market Sale - 1,434 securities		11,757.09	445,955.25		
20/10/2021	Atlas Arteria Stapled Securities - On Market Sale - 1,844 securities		11,544.12	457,499.37		

John & Donna Larder Superannuation Fund
Bank Statement Report

For The Period 01 July 2021 to 30 June 2022

Date	Description	Debit \$	Credit \$	Ledger Balance \$	Statement Balance \$	Variance \$
20/10/2021	OZ Minerals Limited FPO - On Market Sale - 445 securities - Capital Gain occurred from excess of Return of Capital		11,429.52	468,928.89		
20/10/2021	Cromwell Property Group Stapled Security - On Market Sale - 11,000 securities		8,800.00	477,728.89		
20/10/2021	Orica Limited FPO - On Market Sale - 603 securities - Capital Gain occurred from excess of Return of Capital		8,470.69	486,199.58		
20/10/2021	Northern Star Resources Ltd FPO - On Market Sale - 829 securities - Capital Gain occurred from excess of Return of Capital		7,690.89	493,890.47		
20/10/2021	Wagners Holding Company Ltd FPO - On Market Sale - 4,292 securities		7,401.00	501,291.47		
20/10/2021	Central Petroleum Ltd FPO - On Market Sale - 30,000 securities		3,790.00	505,081.47		
21/10/2021	Lovisa Holdings Limited FPO - Dividend/Distribution Payment		398.16	505,479.63		
28/10/2021	Centuria Office REIT FPU - Dividend/Distribution Payment		241.78	505,721.41		
28/10/2021	ATO Payment September 2021 Qtr PAYG Tax Instalment	1,493.00		504,228.41		
28/10/2021	Aristocrat Leisure Limited 1:20.56 Rights Issue - Entitlement Acceptance - 30 securities	1,255.50		502,972.91		
29/10/2021	Interest Earned - Macquarie CMA		56.54	503,029.45		
29/10/2021	Wealth+ fees - October 2021	462.72		502,566.73		
29/10/2021	Wealth+ SMSF Admin Fee Oct 2021	126.50		502,440.23		
09/11/2021	Wealth+ SMSF Admin Fee Refund FY 2020/21		1,518.00	503,958.23		
09/11/2021	Wealth+ SMSF Admin Fee Refund FY 2021/22		506.00	504,464.23		
18/11/2021	Aventus Retail Property Fund FPO - Dividend/Distribution Payment		225.00	504,689.23		
19/11/2021	Cromwell Property Group Stapled Security - Dividend/Distribution Payment		178.75	504,867.98		
30/11/2021	Interest Earned - Macquarie CMA		117.07	504,985.05		
30/11/2021	Wealth+ fees - November 2021	482.56		504,502.49		
01/12/2021	Aristocrat Leisure Limited FPO - On Market Sale - 630 securities		27,728.19	532,230.68		

John & Donna Larder Superannuation Fund
Bank Statement Report

For The Period 01 July 2021 to 30 June 2022

Date	Description	Debit \$	Credit \$	Ledger Balance \$	Statement Balance \$	Variance \$
01/12/2021	Transfer	531,613.61		617.07		
01/12/2021	Transfer		531,613.61	532,230.68		
02/12/2021	Deposit Return Funds 01/12 Transfer		531,613.61	1,063,844.29		
02/12/2021	Deposit Return Funds 01/12 Transfer	531,613.61		532,230.68		
06/12/2021	TRANSFER FROM LARDER J E & LAR JOHN & DONNA LARDE [Transfer]	531,730.68		500.00		
31/12/2021	Interest Earned - Macquarie CMA		14.63	514.63		
31/12/2021	Wealth+ fees - December 2021	2.31		512.32		
01/01/2022	Primary CMA Interest		0.01	512.33		
08/02/2022	Primary CMA Interest		0.08	512.41		
09/06/2022	SHARE TRADE WITHDRAWAL TO CMC MARKETS STOC 21423955	0.33		512.08		
30/06/2022	CLOSING BALANCE			512.08		
		<u>1,622,755.83</u>	<u>1,601,186.58</u>			



ANZ CASH INVESTMENT ACCT STATEMENT

STATEMENT NUMBER 1

08 DECEMBER 2021 TO 08 JUNE 2022

JOHN & DONNA LARDER SUPERANNUATION FUND
MRS DONNA M LARDER + MR JOHN E R LARDER
10 EDEN DR
EATONS HILL QLD 4037

WELCOME TO YOUR ANZ ACCOUNT AT A GLANCE

Account Details

ANZ SHARE INVESTING LIMITED
DONNA M LARDER + JOHN E R LARDER ATF
JOHN & DONNA LARDER SUPERANNUATION FUND

Branch Number (BSB)

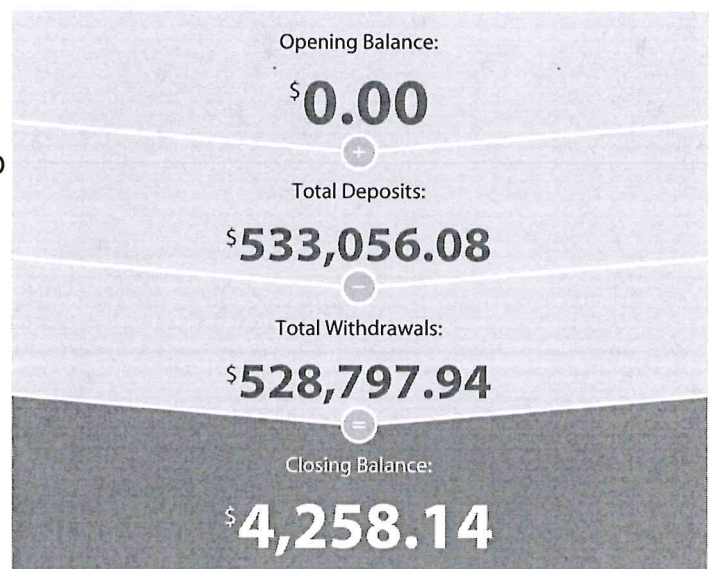
012-012

Account Number

1549-85631

Account Descriptor

TRUST ACCOUNT



NEED TO GET IN TOUCH?



ANZ Internet Banking
anz.com

OR



Enquiries: 133350
Lost/Stolen Cards: 1800 033 844

ANZ CASH INVESTMENT ACCT STATEMENT

Account Number 1549-85631

Transaction Details

Please retain this statement for taxation purposes

Date	Transaction Details	Withdrawals (\$)	Deposits (\$)	Balance (\$)
2021				
08 DEC	OPENING BALANCE			0.00
08 DEC	ANZ INTERNET BANKING FUNDS TFER TRANSFER 446412 FROM 484954504		500,000.00	500,000.00
31 DEC	CREDIT INTEREST PAID		3.15	500,003.15
2022				
10 JAN	SHARE TRADE WITHDRAWAL TO CMC MARKETS STOC 19375643	0.33		500,002.82
12 JAN	SHARE TRADE WITHDRAWAL TO CMC MARKETS STOC C17571394	9,819.62		490,183.20
27 JAN	SHARE TRADE WITHDRAWAL TO CMC MARKETS STOC 19639380	2.31		490,180.89
31 JAN	SHARE TRADE WITHDRAWAL TO CMC MARKETS STOC C17820246	49,783.96		440,396.93
31 JAN	SHARE TRADE WITHDRAWAL TO CMC MARKETS STOC C17819919	49,819.08		390,577.85
31 JAN	SHARE TRADE WITHDRAWAL TO CMC MARKETS STOC C17820334	49,871.90		340,705.95
31 JAN	SHARE TRADE WITHDRAWAL TO CMC MARKETS STOC C17821062	49,943.68		290,762.27
31 JAN	SHARE TRADE WITHDRAWAL TO CMC MARKETS STOC C17820020	49,982.58		240,779.69
31 JAN	SHARE TRADE WITHDRAWAL TO CMC MARKETS STOC C17819777	99,937.23		140,842.46
31 JAN	SHARE TRADE WITHDRAWAL TO CMC MARKETS STOC C17819613	99,988.57		40,853.89
31 JAN	CREDIT INTEREST PAID		4.19	40,858.08
01 FEB	SHARE TRADE WITHDRAWAL TO CMC MARKETS STOC 19715744	0.33		40,857.75
02 FEB	SHARE TRADE WITHDRAWAL TO CMC MARKETS STOC 19733612	0.66		40,857.09
03 FEB	SHARE TRADE WITHDRAWAL TO CMC MARKETS STOC C17878832	9,861.05		30,996.04
04 FEB	SHARE TRADE WITHDRAWAL TO CMC MARKETS STOC C17899742	9,894.43		21,101.61
04 FEB	SHARE TRADE WITHDRAWAL TO CMC MARKETS STOC C17899692	9,958.81		11,142.80
10 FEB	SHARE TRADE WITHDRAWAL TO CMC MARKETS STOC 19841786	0.33		11,142.47
14 FEB	SHARE TRADE WITHDRAWAL TO CMC MARKETS STOC C17997885	9,976.10		1,166.37
08 MAR	ANZ INTERNET BANKING FUNDS TFER TRANSFER 567058 FROM 484954504		30,000.00	31,166.37
21 MAR	SHARE TRADE WITHDRAWAL TO CMC MARKETS STOC 20356791	0.66		31,165.71
23 MAR	SHARE TRADE WITHDRAWAL TO CMC MARKETS STOC C18459720	9,983.96		21,181.75
TOTALS AT END OF PAGE		\$508,825.59	\$530,007.34	

ANZ CASH INVESTMENT ACCT STATEMENT

Account Number 1549-85631

Date	Transaction Details	Withdrawals (\$)	Deposits (\$)	Balance (\$)
23 MAR	SHARE TRADE WITHDRAWAL TO CMC MARKETS STOC C18459680	19,972.35		1,209.40
20 APR	DIVIDEND FROM VGE PAYMENT APR22/00814656		106.47	1,315.87
20 APR	DIVIDEND FROM VGS PAYMENT APR22/00859324		405.28	1,721.15
21 APR	DIVIDEND FROM IHD PAYMENT APR22/00804378		990.08	2,711.23
21 APR	DIVIDEND FROM IOZ PAYMENT APR22/00876380		1,546.91	4,258.14
TOTALS AT END OF PAGE		\$19,972.35	\$3,048.74	
TOTALS AT END OF PERIOD		\$528,797.94	\$533,056.08	\$4,258.14

This Statement Includes

Interest earned on deposits	\$7.34
-----------------------------	--------

IMPORTANT INFORMATION

PLEASE CHECK THE ENTRIES AND CALL 13 13 14 REGARDING ANY ERRORS ON THIS STATEMENT.

All entries generated are subject to authorisation and verification, and if necessary, adjustments will appear on a later statement.

Further information in relation to this product (including details of benefits or fees and charges) is available on request and you can access this information by reviewing the Terms and Conditions, and Fees and Charges brochures which can be found at anz.com or by calling **13 13 14**.

If you have a complaint about an ANZ product or service, please contact us and we will try to resolve the issue as quickly as possible. Our customer complaints guide is available at <https://www.anz.com.au/support/contact-us/compliments-suggestions-complaints/>, alternatively you may wish to:

- Call us:**
- General enquiries **13 13 14**
 - If you're overseas **+61 3 9683 9999**
 - ANZ Complaint Resolution Team on **1800 805 154**
 - If you're deaf, hard of hearing and/or have a speech impairment, call **133 677** or visit the **National Relay Service** at: <https://nrschat.nrscall.gov.au/nrs/internetrelay>

Write to us: ANZ Complaint Resolution Team
Locked Bag 4050,
South Melbourne VIC 3205
or **ANZ online complaints form:**
<https://www.anz.com.au/support/contact-us/compliments-suggestions-complaints/feedback/>

Visit us: At your nearest ANZ branch.
If you have a Relationship Manager, please feel free to contact them.

If an issue has not been resolved to your satisfaction, you can lodge a complaint with the Australian Financial Complaints Authority (AFCA). AFCA provides fair and independent financial services complaint resolution that is free to consumers.

Call: **1800 931 678** (free call within Australia), or **+61 1800 931 678** (International)
Online: Email: info@afca.org.au
Web: www.afca.org.au

Write to us: **Australian Financial Complaints Authority Limited**
GPO Box 3,
Melbourne VIC 3001



ANZ CASH INVESTMENT ACCT STATEMENT

STATEMENT NUMBER 2
08 JUNE 2022 TO 08 DECEMBER 2022

JOHN & DONNA LARDER SUPERANNUATION FUND
MRS DONNA M LARDER + MR JOHN E R LARDER
10 EDEN DR
EATONS HILL QLD 4037

WELCOME TO YOUR ANZ ACCOUNT AT A GLANCE

Account Details

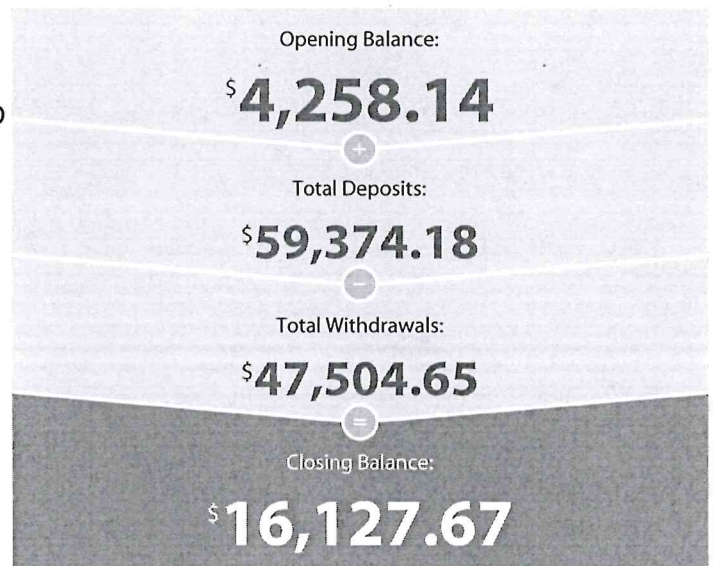
DONNA M LARDER + JOHN E R LARDER ATF
JOHN & DONNA LARDER SUPERANNUATION FUND

Branch Number (BSB)

012-012

Account Number

1549-85631



NEED TO GET IN TOUCH?



ANZ Internet Banking
anz.com

OR



Enquiries: 133350
Lost/Stolen Cards: 1800 033 844

ANZ CASH INVESTMENT ACCT STATEMENT

Account Number 1549-85631

Transaction Details

Please retain this statement for taxation purposes

Date	Transaction Details	Withdrawals (\$)	Deposits (\$)	Balance (\$)
2022				
08 JUN	OPENING BALANCE			4,258.14
09 JUN	SHARE TRADE WITHDRAWAL TO CMC MARKETS STOC 21423955	0.33		4,257.81
14 JUN	SHARE TRADE WITHDRAWAL TO CMC MARKETS STOC C19375639	3,941.91		315.90
21 JUN	ANZ INTERNET BANKING FUNDS TFER TRANSFER 816921 FROM 484954504		15,000.00	15,315.90
22 JUN	SHARE TRADE WITHDRAWAL TO CMC MARKETS STOC 21592964	0.99		15,314.91
24 JUN	SHARE TRADE WITHDRAWAL TO CMC MARKETS STOC C19522595	4,773.62		10,541.29
24 JUN	SHARE TRADE WITHDRAWAL TO CMC MARKETS STOC C19522639	4,960.93		5,580.36
24 JUN	SHARE TRADE WITHDRAWAL TO CMC MARKETS STOC C19522555	4,980.07		600.29
13 JUL	DIVIDEND FROM IHD PAYMENT JUL22/00804366		1,285.08	1,885.37
13 JUL	DIVIDEND FROM IOZ PAYMENT JUL22/00875100		2,526.69	4,412.06
15 JUL	DIVIDEND FROM FANG PAYMENT JUL22/00809899		2,172.37	6,584.43
18 JUL	DIVIDEND FROM GAME DST 001279425013		18.25	6,602.68
18 JUL	DIVIDEND FROM DRIV DST 001279191446		39.16	6,641.84
18 JUL	DIVIDEND FROM VGE PAYMENT JUL22/00814166		241.98	6,883.82
18 JUL	DIVIDEND FROM VGS PAYMENT JUL22/00859068		545.05	7,428.87
18 JUL	DIVIDEND FROM NDQ DST JUNE 001279665942		1,312.87	8,741.74
01 SEP	ANZ INTERNET BANKING FUNDS TFER TRANSFER 630508 FROM 484954504		10,000.00	18,741.74
05 SEP	SHARE TRADE WITHDRAWAL TO CMC MARKETS STOC 22433445	0.99		18,740.75
06 SEP	SHARE TRADE WITHDRAWAL TO CMC MARKETS STOC C20225797	4,958.70		13,782.05
06 SEP	SHARE TRADE WITHDRAWAL TO CMC MARKETS STOC C20225831	4,981.72		8,800.33
06 SEP	SHARE TRADE WITHDRAWAL TO CMC MARKETS STOC C20225890	7,961.73		838.60
13 SEP	SHARE TRADE WITHDRAWAL TO CMC MARKETS STOC 22538362	1.32		837.28
15 SEP	TRANSFER FROM CMC MARKETS STOC C20315581		3,433.80	4,271.08
15 SEP	TRANSFER FROM CMC MARKETS STOC C20315646		7,439.23	11,710.31
	TOTALS AT END OF PAGE	\$36,562.31	\$44,014.48	



ANZ BUSINESS ESSENTIALS STATEMENT

STATEMENT NUMBER 160

11 JUNE 2021 TO 09 JULY 2021

JOHN & DONNA LARDER
JOHN & DONNA LARDER SUPERANNUATION FUND
10 EDEN DR
EATONS HILL QLD 4037

WELCOME TO YOUR ANZ ACCOUNT AT A GLANCE

Account Details

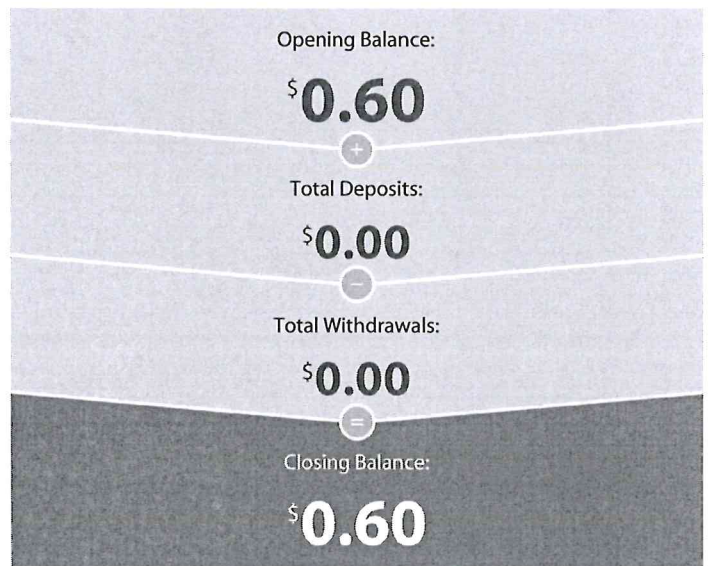
JOHN ERNEST LARDER & DONNA MAREE LARDER
ATF JOHN & DONNA LARDER SUPERANNUATION
FUND

Branch Number (BSB)

014-209

Account Number

4849-54504



NEED TO GET IN TOUCH?



ANZ Internet Banking
anz.com

OR



Enquiries: 13 13 14
Lost/Stolen Cards: 1800 033 844

ANZ BUSINESS ESSENTIALS STATEMENT

Account Number 4849-54504

Transaction Details

Please retain this statement for taxation purposes

Date	Transaction Details	Withdrawals (\$)	Deposits (\$)	Balance (\$)
2021				
11 JUN	OPENING BALANCE			0.60
	TOTALS AT END OF PAGE	\$0.00	\$0.00	
	TOTALS AT END OF PERIOD	\$0.00	\$0.00	\$0.60

No transaction fees* for ANZ cardholders across the new atmX by Armaguard network

As an ANZ cardholder you can withdraw cash or make a balance enquiry, with no transaction fee* at any atmX by Armaguard ATM.

*Terms and conditions apply.

Visit www.anz.com.au/ways-to-bank/atms for further detail and terms and conditions.

IMPORTANT INFORMATION

PLEASE CHECK THE ENTRIES AND CALL 13 13 14 REGARDING ANY ERRORS ON THIS STATEMENT.

All entries generated are subject to authorisation and verification and if necessary, adjustments will appear on a later statement.

If you have a complaint or unresolved issue with ANZ's product or service please call our National Feedback Line **1800 805 154** and advise us. Further information in relation to ANZ's dispute resolution process and this product (including details of benefits or fees and charges) is available on request and you can access this information by reviewing the Terms and Conditions, and Fees and Charges brochures which can be found at www.anz.com or by calling **13 13 14**.



ANZ BUSINESS ESSENTIALS STATEMENT

STATEMENT NUMBER 161
09 JULY 2021 TO 11 AUGUST 2021

JOHN & DONNA LARDER
JOHN & DONNA LARDER SUPERANNUATION FUND
10 EDEN DR
EATONS HILL QLD 4037

WELCOME TO YOUR ANZ ACCOUNT AT A GLANCE

Account Details

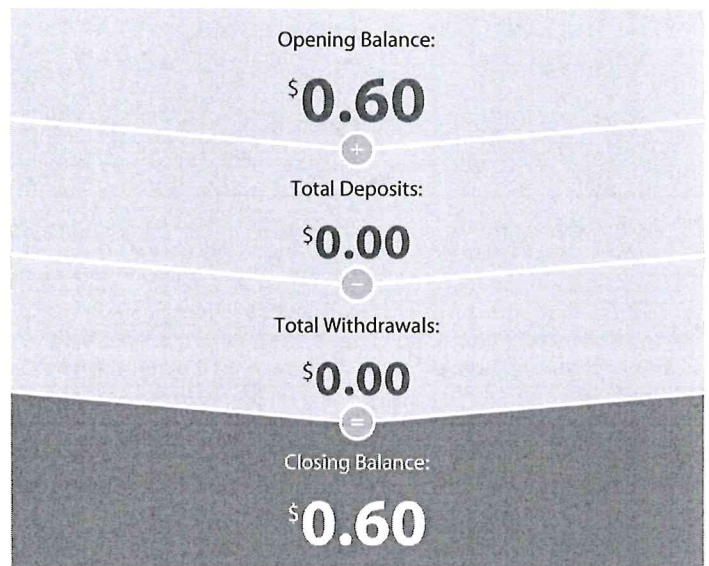
JOHN ERNEST LARDER & DONNA MAREE LARDER
ATF JOHN & DONNA LARDER SUPERANNUATION
FUND

Branch Number (BSB)

014-209

Account Number

4849-54504



NEED TO GET IN TOUCH?



ANZ Internet Banking
anz.com

OR



Enquiries: 13 13 14
Lost/Stolen Cards: 1800 033 844

ANZ BUSINESS ESSENTIALS STATEMENT

Account Number 4849-54504

Transaction Details

Please retain this statement for taxation purposes

Date	Transaction Details	Withdrawals (\$)	Deposits (\$)	Balance (\$)
2021				
09 JUL	OPENING BALANCE			0.60
	TOTALS AT END OF PAGE	\$0.00	\$0.00	
	TOTALS AT END OF PERIOD	\$0.00	\$0.00	\$0.60

No transaction fees* for ANZ cardholders across the new atmX by Armaguard network

As an ANZ cardholder you can withdraw cash or make a balance enquiry, with no transaction fee* at any atmX by Armaguard ATM.

*Terms and conditions apply.

Visit www.anz.com.au/ways-to-bank/atms for further detail and terms and conditions.

IMPORTANT INFORMATION

PLEASE CHECK THE ENTRIES AND CALL 13 13 14 REGARDING ANY ERRORS ON THIS STATEMENT.

All entries generated are subject to authorisation and verification and if necessary, adjustments will appear on a later statement.

If you have a complaint or unresolved issue with ANZ's product or service please call our National Feedback Line **1800 805 154** and advise us. Further information in relation to ANZ's dispute resolution process and this product (including details of benefits or fees and charges) is available on request and you can access this information by reviewing the Terms and Conditions, and Fees and Charges brochures which can be found at www.anz.com or by calling **13 13 14**.



ANZ BUSINESS ESSENTIALS STATEMENT

STATEMENT NUMBER 162

11 AUGUST 2021 TO 10 SEPTEMBER 2021

JOHN & DONNA LARDER
JOHN & DONNA LARDER SUPERANNUATION FUND
10 EDEN DR
EATONS HILL QLD 4037

WELCOME TO YOUR ANZ ACCOUNT AT A GLANCE

Account Details

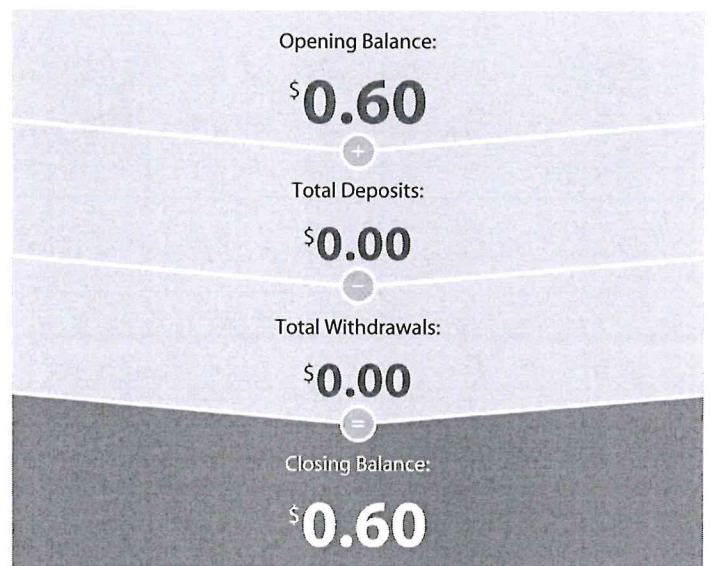
JOHN ERNEST LARDER & DONNA MAREE LARDER
ATF JOHN & DONNA LARDER SUPERANNUATION
FUND

Branch Number (BSB)

014-209

Account Number

4849-54504



NEED TO GET IN TOUCH?



ANZ Internet Banking
anz.com

OR



Enquiries: 13 13 14
Lost/Stolen Cards: 1800 033 844

ANZ BUSINESS ESSENTIALS STATEMENT

Account Number 4849-54504

Transaction Details

Please retain this statement for taxation purposes

Date	Transaction Details	Withdrawals (\$)	Deposits (\$)	Balance (\$)
2021				
11 AUG	OPENING BALANCE			0.60
	TOTALS AT END OF PAGE	\$0.00	\$0.00	
	TOTALS AT END OF PERIOD	\$0.00	\$0.00	\$0.60

No transaction fees* for ANZ cardholders across the new atmX by Armaguard network

As an ANZ cardholder you can withdraw cash or make a balance enquiry, with no transaction fee* at any atmX by Armaguard ATM.

*Terms and conditions apply.

Visit www.anz.com.au/ways-to-bank/atms for further detail and terms and conditions.

IMPORTANT INFORMATION

PLEASE CHECK THE ENTRIES AND CALL 13 13 14 REGARDING ANY ERRORS ON THIS STATEMENT.

All entries generated are subject to authorisation and verification and if necessary, adjustments will appear on a later statement.

If you have a complaint or unresolved issue with ANZ's product or service please call our National Feedback Line **1800 805 154** and advise us. Further information in relation to ANZ's dispute resolution process and this product (including details of benefits or fees and charges) is available on request and you can access this information by reviewing the Terms and Conditions, and Fees and Charges brochures which can be found at www.anz.com or by calling **13 13 14**.



ANZ BUSINESS ESSENTIALS STATEMENT

STATEMENT NUMBER 163
10 SEPTEMBER 2021 TO 11 OCTOBER 2021

JOHN & DONNA LARDER
JOHN & DONNA LARDER SUPERANNUATION FUND
10 EDEN DR
EATONS HILL QLD 4037

WELCOME TO YOUR ANZ ACCOUNT AT A GLANCE

Account Details

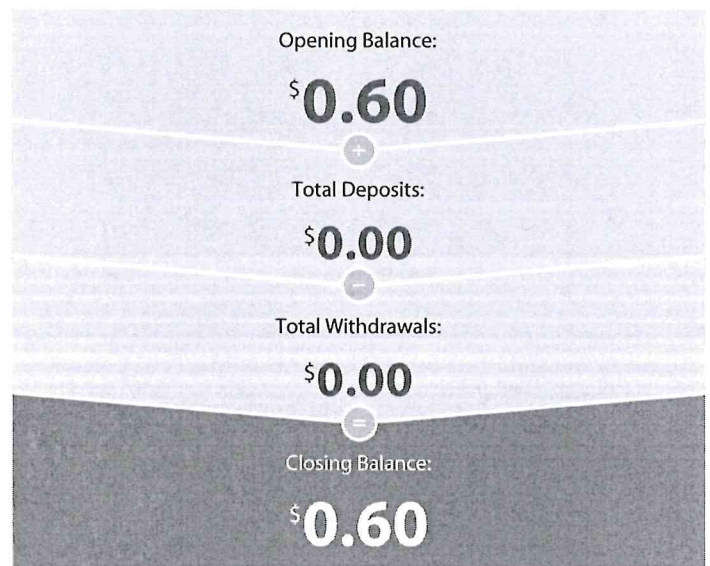
JOHN ERNEST LARDER & DONNA MAREE LARDER
ATF JOHN & DONNA LARDER SUPERANNUATION
FUND

Branch Number (BSB)

014-209

Account Number

4849-54504



NEED TO GET IN TOUCH?



ANZ Internet Banking
anz.com

OR



Enquiries: 13 13 14
Lost/Stolen Cards: 1800 033 844

ANZ BUSINESS ESSENTIALS STATEMENT

Account Number 4849-54504

Transaction Details

Please retain this statement for taxation purposes

Date	Transaction Details	Withdrawals (\$)	Deposits (\$)	Balance (\$)
2021				
10 SEP	OPENING BALANCE			0.60
	TOTALS AT END OF PAGE	\$0.00	\$0.00	
	TOTALS AT END OF PERIOD	\$0.00	\$0.00	\$0.60

No transaction fees* for ANZ cardholders across the new atmX by Armaguard network

As an ANZ cardholder you can withdraw cash or make a balance enquiry, with no transaction fee* at any atmX by Armaguard ATM.

*Terms and conditions apply.

Visit www.anz.com.au/ways-to-bank/atms for further detail and terms and conditions.

IMPORTANT INFORMATION

PLEASE CHECK THE ENTRIES AND CALL 13 13 14 REGARDING ANY ERRORS ON THIS STATEMENT.

All entries generated are subject to authorisation and verification and if necessary, adjustments will appear on a later statement.

If you have a complaint or unresolved issue with ANZ's product or service please call our National Feedback Line **1800 805 154** and advise us. Further information in relation to ANZ's dispute resolution process and this product (including details of benefits or fees and charges) is available on request and you can access this information by reviewing the Terms and Conditions, and Fees and Charges brochures which can be found at www.anz.com or by calling **13 13 14**.



ANZ BUSINESS ESSENTIALS STATEMENT

STATEMENT NUMBER 164
11 OCTOBER 2021 TO 11 NOVEMBER 2021

JOHN & DONNA LARDER
JOHN & DONNA LARDER SUPERANNUATION FUND
10 EDEN DR
EATONS HILL QLD 4037

WELCOME TO YOUR ANZ ACCOUNT AT A GLANCE

Account Details

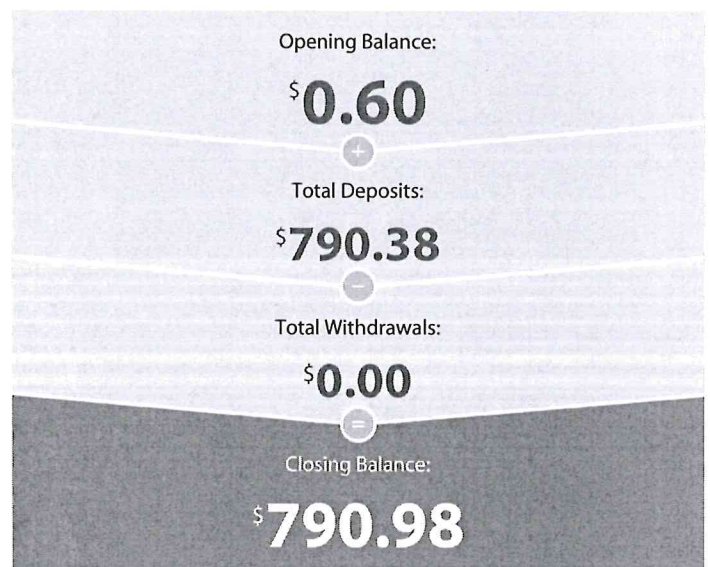
JOHN ERNEST LARDER & DONNA MAREE LARDER
ATF JOHN & DONNA LARDER SUPERANNUATION
FUND

Branch Number (BSB)

014-209

Account Number

4849-54504



NEED TO GET IN TOUCH?



ANZ Internet Banking
anz.com

OR



Enquiries: 13 13 14
Lost/Stolen Cards: 1800 033 844

ANZ BUSINESS ESSENTIALS STATEMENT

Account Number 4849-54504

Transaction Details

Please retain this statement for taxation purposes

Date	Transaction Details	Withdrawals (\$)	Deposits (\$)	Balance (\$)
2021				
11 OCT	OPENING BALANCE			0.60
22 OCT	ANZ INTERNET BANKING FUNDS TFER TRANSFER 236394 FROM 351043707		75.00	75.60
22 OCT	ANZ INTERNET BANKING FUNDS TFER TRANSFER 236246 FROM 351043707		188.46	264.06
29 OCT	ANZ INTERNET BANKING FUNDS TFER TRANSFER 856357 FROM 351043707		75.00	339.06
29 OCT	ANZ INTERNET BANKING FUNDS TFER TRANSFER 856209 FROM 351043707		188.46	527.52
05 NOV	ANZ INTERNET BANKING FUNDS TFER TRANSFER 829667 FROM 351043707		75.00	602.52
05 NOV	ANZ INTERNET BANKING FUNDS TFER TRANSFER 829357 FROM 351043707		188.46	790.98
	TOTALS AT END OF PAGE	\$0.00	\$790.38	
	TOTALS AT END OF PERIOD	\$0.00	\$790.38	\$790.98

Fee Summary

Fees Charged for period: 01 OCT 2021 to 29 OCT 2021

Summary of ANZ Transaction Fees

	Transactions		Fee Per	Total
	Total	Free	Transaction (\$)	Charge (\$)
Transaction Fees				
INTERNET/ONLINE WDL	4.00	4.00	0.60	0.00
Total Transaction Fees Charged				\$0.00

Please note: Overseas transaction fees, overseas ATM fees and non ANZ ATM operator fees not included

Please note: Your fee cycle may not always reconcile with your statement cycle. This statement date ends on 11/11/21 and the monthly fee cycle, as appears above, ended on 29/10/21.

Summary of Relationship Benefit for this account

Amount (\$)

Your Relationship Benefit **2.40**

This is made up of:

Value of Free Transactions **2.40**



ANZ BUSINESS ESSENTIALS STATEMENT

STATEMENT NUMBER 165

11 NOVEMBER 2021 TO 10 DECEMBER 2021

JOHN & DONNA LARDER
JOHN & DONNA LARDER SUPERANNUATION FUND
10 EDEN DR
EATONS HILL QLD 4037

WELCOME TO YOUR ANZ ACCOUNT AT A GLANCE

Account Details

JOHN ERNEST LARDER & DONNA MAREE LARDER
ATF JOHN & DONNA LARDER SUPERANNUATION
FUND

Branch Number (BSB)

014-209

Account Number

4849-54504



NEED TO GET IN TOUCH?



ANZ Internet Banking
anz.com

OR



Enquiries: 13 13 14
Lost/Stolen Cards: 1800 033 844

ANZ BUSINESS ESSENTIALS STATEMENT

Account Number 4849-54504

Transaction Details

Please retain this statement for taxation purposes

Date	Transaction Details	Withdrawals (\$)	Deposits (\$)	Balance (\$)
2021				
11 NOV	OPENING BALANCE			790.98
12 NOV	ANZ INTERNET BANKING FUNDS TFER TRANSFER 213875 FROM 351043707		75.00	865.98
12 NOV	ANZ INTERNET BANKING FUNDS TFER TRANSFER 211138 FROM 351043707		188.46	1,054.44
19 NOV	ANZ INTERNET BANKING FUNDS TFER TRANSFER 220299 FROM 351043707		75.00	1,129.44
19 NOV	ANZ INTERNET BANKING FUNDS TFER TRANSFER 220183 FROM 351043707		188.46	1,317.90
26 NOV	ANZ INTERNET BANKING FUNDS TFER TRANSFER 121684 FROM 351043707		75.00	1,392.90
26 NOV	ANZ INTERNET BANKING FUNDS TFER TRANSFER 121540 FROM 351043707		188.46	1,581.36
03 DEC	ANZ INTERNET BANKING FUNDS TFER TRANSFER 967625 FROM 351043707		75.00	1,656.36
03 DEC	ANZ INTERNET BANKING FUNDS TFER TRANSFER 967552 FROM 351043707		188.46	1,844.82
06 DEC	TRANSFER FROM LARDER J E & LAR JOHN & DONNA LARDE		531,730.68	533,575.50
08 DEC	ANZ INTERNET BANKING FUNDS TFER TRANSFER 446412 TO 012012154985631	500,000.00		33,575.50
10 DEC	ANZ INTERNET BANKING FUNDS TFER TRANSFER 818328 FROM 351043707		75.00	33,650.50
10 DEC	ANZ INTERNET BANKING FUNDS TFER TRANSFER 818187 FROM 351043707		188.46	33,838.96
	TOTALS AT END OF PAGE	\$500,000.00	\$533,047.98	
	TOTALS AT END OF PERIOD	\$500,000.00	\$533,047.98	\$33,838.96

Fee Summary

Fees Charged for period: 30 OCT 2021 to 30 NOV 2021

Summary of ANZ Transaction Fees

	Transactions		Fee Per	Total
	Total	Free	Transaction	Charge
			(\$)	(\$)
Transaction Fees				
INTERNET/ONLINE WDL	8.00	8.00	0.60	0.00
Total Transaction Fees Charged				\$0.00

Please note: Overseas transaction fees, overseas ATM fees and non ANZ ATM operator fees not included

Please note: Your fee cycle may not always reconcile with your statement cycle. This statement date ends on 10/12/21 and the monthly fee cycle, as appears above, ended on 30/11/21.



ANZ BUSINESS ESSENTIALS STATEMENT

STATEMENT NUMBER 166

10 DECEMBER 2021 TO 11 JANUARY 2022

JOHN & DONNA LARDER
JOHN & DONNA LARDER SUPERANNUATION FUND
10 EDEN DR
EATONS HILL QLD 4037

WELCOME TO YOUR ANZ ACCOUNT AT A GLANCE

Account Details

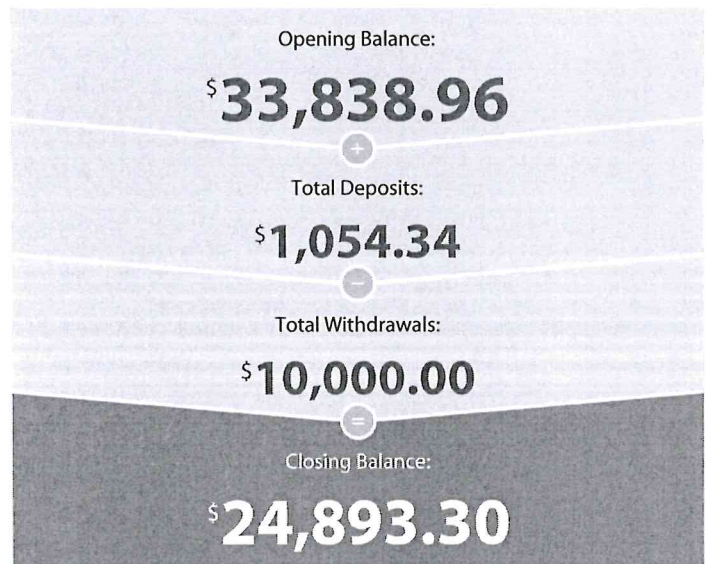
JOHN ERNEST LARDER & DONNA MAREE LARDER
ATF JOHN & DONNA LARDER SUPERANNUATION
FUND

Branch Number (BSB)

014-209

Account Number

4849-54504



NEED TO GET IN TOUCH?



ANZ Internet Banking
anz.com

OR



Enquiries: 13 13 14
Lost/Stolen Cards: 1800 033 844

ANZ BUSINESS ESSENTIALS STATEMENT

Account Number 4849-54504

Transaction Details

Please retain this statement for taxation purposes

Date	Transaction Details	Withdrawals (\$)	Deposits (\$)	Balance (\$)
2021				
10 DEC	OPENING BALANCE			33,838.96
17 DEC	ANZ INTERNET BANKING FUNDS TFER TRANSFER 592151 FROM 351043707		75.00	33,913.96
17 DEC	ANZ INTERNET BANKING FUNDS TFER TRANSFER 592065 FROM 351043707		188.46	34,102.42
24 DEC	ANZ INTERNET BANKING FUNDS TFER TRANSFER 515625 FROM 351043707		75.00	34,177.42
24 DEC	ANZ INTERNET BANKING FUNDS TFER TRANSFER 515529 FROM 351043707		188.46	34,365.88
29 DEC	ANZ MOBILE BANKING PAYMENT 618865 TO JOHN LARDER	10,000.00		24,365.88
31 DEC	ANZ INTERNET BANKING FUNDS TFER TRANSFER 424155 FROM 351043707		75.00	24,440.88
31 DEC	ANZ INTERNET BANKING FUNDS TFER TRANSFER 423988 FROM 351043707		188.46	24,629.34
31 DEC	CREDIT INTEREST PAID		0.50	24,629.84
2022				
07 JAN	ANZ INTERNET BANKING FUNDS TFER TRANSFER 584135 FROM 351043707		75.00	24,704.84
07 JAN	ANZ INTERNET BANKING FUNDS TFER TRANSFER 584052 FROM 351043707		188.46	24,893.30
TOTALS AT END OF PAGE		\$10,000.00	\$1,054.34	
TOTALS AT END OF PERIOD		\$10,000.00	\$1,054.34	\$24,893.30

This Statement Includes

Interest earned on deposits	\$0.50
-----------------------------	--------

Fee Summary

Fees Charged for period: 01 DEC 2021 to 31 DEC 2021

Summary of ANZ Transaction Fees

Transaction Fees	Transactions		Fee Per Transaction (\$)	Total Charge (\$)
	Total	Free Additional		
INTERNET/ONLINE WDL	11.00	11.00	0.60	0.00
EFTPOS/PHONE BANKING WDL	1.00	1.00	0.60	0.00
Total Transaction Fees Charged				\$0.00

Please note: Overseas transaction fees, overseas ATM fees and non ANZ ATM operator fees not included



ANZ BUSINESS ESSENTIALS STATEMENT

STATEMENT NUMBER 167

11 JANUARY 2022 TO 11 FEBRUARY 2022

JOHN & DONNA LARDER
JOHN & DONNA LARDER SUPERANNUATION FUND
10 EDEN DR
EATONS HILL QLD 4037

WELCOME TO YOUR ANZ ACCOUNT AT A GLANCE

Account Details

JOHN ERNEST LARDER & DONNA MAREE LARDER
ATF JOHN & DONNA LARDER SUPERANNUATION
FUND

Branch Number (BSB)

014-209

Account Number

4849-54504



NEED TO GET IN TOUCH?



ANZ Internet Banking
anz.com

OR



Enquiries: 13 13 14
Lost/Stolen Cards: 1800 033 844

ANZ BUSINESS ESSENTIALS STATEMENT

Account Number 4849-54504

Transaction Details

Please retain this statement for taxation purposes

Date	Transaction Details	Withdrawals (\$)	Deposits (\$)	Balance (\$)
2022				
11 JAN	OPENING BALANCE			24,893.30
14 JAN	ANZ INTERNET BANKING FUNDS TFER TRANSFER 120920 FROM 351043707		75.00	24,968.30
14 JAN	ANZ INTERNET BANKING FUNDS TFER TRANSFER 120800 FROM 351043707		188.46	25,156.76
21 JAN	ANZ INTERNET BANKING FUNDS TFER TRANSFER 528636 FROM 351043707		75.00	25,231.76
21 JAN	ANZ INTERNET BANKING FUNDS TFER TRANSFER 528469 FROM 351043707		188.46	25,420.22
21 JAN	ANZ INTERNET BANKING FUNDS TFER TRANSFER 528771 FROM 351043707		1,000.00	26,420.22
28 JAN	ANZ INTERNET BANKING FUNDS TFER TRANSFER 802055 FROM 351043707		75.00	26,495.22
28 JAN	ANZ INTERNET BANKING FUNDS TFER TRANSFER 801940 FROM 351043707		188.46	26,683.68
28 JAN	ANZ INTERNET BANKING FUNDS TFER TRANSFER 802173 FROM 351043707		1,000.00	27,683.68
31 JAN	CREDIT INTEREST PAID		0.22	27,683.90
04 FEB	ANZ INTERNET BANKING FUNDS TFER TRANSFER 682499 FROM 351043707		75.00	27,758.90
04 FEB	ANZ INTERNET BANKING FUNDS TFER TRANSFER 682403 FROM 351043707		188.46	27,947.36
04 FEB	ANZ INTERNET BANKING FUNDS TFER TRANSFER 682584 FROM 351043707		1,000.00	28,947.36
11 FEB	ANZ M-BANKING FUNDS TFER TRANSFER 298193 FROM 351043707		75.00	29,022.36
11 FEB	ANZ M-BANKING FUNDS TFER TRANSFER 297776 FROM 351043707		188.46	29,210.82
11 FEB	ANZ M-BANKING FUNDS TFER TRANSFER 298394 FROM 351043707		1,000.00	30,210.82
	TOTALS AT END OF PAGE	\$0.00	\$5,317.52	
	TOTALS AT END OF PERIOD	\$0.00	\$5,317.52	\$30,210.82

This Statement Includes

Interest earned on deposits	\$0.22
-----------------------------	--------



ANZ BUSINESS ESSENTIALS STATEMENT

STATEMENT NUMBER 168

11 FEBRUARY 2022 TO 11 MARCH 2022

JOHN & DONNA LARDER
JOHN & DONNA LARDER SUPERANNUATION FUND
10 EDEN DR
EATONS HILL QLD 4037

WELCOME TO YOUR ANZ ACCOUNT AT A GLANCE

Account Details

JOHN ERNEST LARDER & DONNA MAREE LARDER
ATF JOHN & DONNA LARDER SUPERANNUATION
FUND

Branch Number (BSB)

014-209

Account Number

4849-54504



NEED TO GET IN TOUCH?



ANZ Internet Banking
anz.com

OR



Enquiries: 13 13 14
Lost/Stolen Cards: 1800 033 844

ANZ BUSINESS ESSENTIALS STATEMENT

Account Number 4849-54504

Transaction Details

Please retain this statement for taxation purposes

Date	Transaction Details	Withdrawals (\$)	Deposits (\$)	Balance (\$)
2022				
11 FEB	OPENING BALANCE			30,210.82
18 FEB	ANZ INTERNET BANKING FUNDS TFER TRANSFER 973457 FROM 351043707		75.00	30,285.82
18 FEB	ANZ INTERNET BANKING FUNDS TFER TRANSFER 973391 FROM 351043707		188.46	30,474.28
18 FEB	ANZ INTERNET BANKING FUNDS TFER TRANSFER 973532 FROM 351043707		1,000.00	31,474.28
25 FEB	ANZ INTERNET BANKING FUNDS TFER TRANSFER 688578 FROM 351043707		75.00	31,549.28
25 FEB	ANZ INTERNET BANKING FUNDS TFER TRANSFER 688439 FROM 351043707		188.46	31,737.74
25 FEB	ANZ INTERNET BANKING FUNDS TFER TRANSFER 688878 FROM 351043707		1,000.00	32,737.74
28 FEB	CREDIT INTEREST PAID		0.23	32,737.97
04 MAR	ANZ INTERNET BANKING FUNDS TFER TRANSFER 785794 FROM 351043707		75.00	32,812.97
04 MAR	ANZ INTERNET BANKING FUNDS TFER TRANSFER 785744 FROM 351043707		188.46	33,001.43
04 MAR	ANZ INTERNET BANKING FUNDS TFER TRANSFER 785843 FROM 351043707		1,000.00	34,001.43
08 MAR	ANZ INTERNET BANKING FUNDS TFER TRANSFER 567058 TO 012012154985631	30,000.00		4,001.43
11 MAR	ANZ INTERNET BANKING FUNDS TFER TRANSFER 454518 FROM 351043707		75.00	4,076.43
11 MAR	ANZ INTERNET BANKING FUNDS TFER TRANSFER 454415 FROM 351043707		188.46	4,264.89
11 MAR	ANZ INTERNET BANKING FUNDS TFER TRANSFER 454620 FROM 351043707		1,000.00	5,264.89
11 MAR	ANZ INTERNET BANKING PAYMENT 449903 TO SAM GRECO ACCOUNTANTS	1,210.00		4,054.89
	TOTALS AT END OF PAGE	\$31,210.00	\$5,054.07	
	TOTALS AT END OF PERIOD	\$31,210.00	\$5,054.07	\$4,054.89

This Statement Includes

Interest earned on deposits	\$0.23
-----------------------------	--------



ANZ BUSINESS ESSENTIALS STATEMENT

STATEMENT NUMBER 169
11 MARCH 2022 TO 11 APRIL 2022

JOHN & DONNA LARDER
JOHN & DONNA LARDER SUPERANNUATION FUND
10 EDEN DR
EATONS HILL QLD 4037

WELCOME TO YOUR ANZ ACCOUNT AT A GLANCE

Account Details

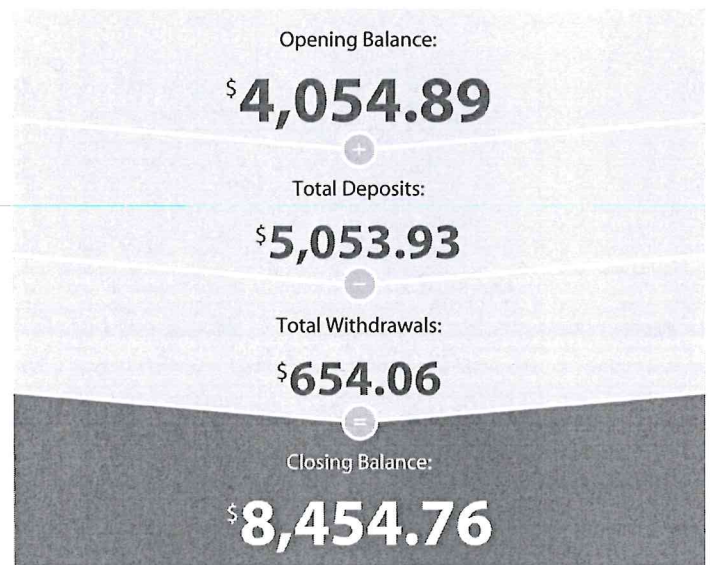
JOHN ERNEST LARDER & DONNA MAREE LARDER
ATF JOHN & DONNA LARDER SUPERANNUATION
FUND

Branch Number (BSB)

014-209

Account Number

4849-54504



NEED TO GET IN TOUCH?



ANZ Internet Banking
anz.com

OR



Enquiries: 13 13 14
Lost/Stolen Cards: 1800 033 844

ANZ BUSINESS ESSENTIALS STATEMENT

Account Number 4849-54504

Transaction Details

Please retain this statement for taxation purposes

Date	Transaction Details	Withdrawals (\$)	Deposits (\$)	Balance (\$)
2022				
11 MAR	OPENING BALANCE			4,054.89
18 MAR	ANZ INTERNET BANKING FUNDS TFER TRANSFER 247630 FROM 351043707		75.00	4,129.89
18 MAR	ANZ INTERNET BANKING FUNDS TFER TRANSFER 247472 FROM 351043707		188.46	4,318.35
18 MAR	ANZ INTERNET BANKING FUNDS TFER TRANSFER 247776 FROM 351043707		1,000.00	5,318.35
25 MAR	ANZ INTERNET BANKING FUNDS TFER TRANSFER 844712 FROM 351043707		75.00	5,393.35
25 MAR	ANZ INTERNET BANKING FUNDS TFER TRANSFER 844465 FROM 351043707		188.46	5,581.81
25 MAR	ANZ INTERNET BANKING FUNDS TFER TRANSFER 844948 FROM 351043707		1,000.00	6,581.81
31 MAR	CREDIT INTEREST PAID		0.09	6,581.90
01 APR	ANZ INTERNET BANKING FUNDS TFER TRANSFER 290614 FROM 351043707		75.00	6,656.90
01 APR	ANZ INTERNET BANKING FUNDS TFER TRANSFER 290620 FROM 351043707		188.46	6,845.36
01 APR	ANZ INTERNET BANKING FUNDS TFER TRANSFER 290608 FROM 351043707		1,000.00	7,845.36
08 APR	ANZ INTERNET BANKING FUNDS TFER TRANSFER 304148 FROM 351043707		75.00	7,920.36
08 APR	ANZ INTERNET BANKING FUNDS TFER TRANSFER 304091 FROM 351043707		188.46	8,108.82
08 APR	ANZ INTERNET BANKING FUNDS TFER TRANSFER 304209 FROM 351043707		1,000.00	9,108.82
08 APR	ANZ INTERNET BANKING BPAY TAX OFFICE PAYMENT {314995}	654.06		8,454.76
	TOTALS AT END OF PAGE	\$654.06	\$5,053.93	
	TOTALS AT END OF PERIOD	\$654.06	\$5,053.93	\$8,454.76

This Statement Includes

Interest earned on deposits	\$0.09
-----------------------------	--------



ANZ BUSINESS ESSENTIALS STATEMENT

STATEMENT NUMBER 170

11 APRIL 2022 TO 11 MAY 2022

JOHN & DONNA LARDER
JOHN & DONNA LARDER SUPERANNUATION FUND
10 EDEN DR
EATONS HILL QLD 4037

WELCOME TO YOUR ANZ ACCOUNT AT A GLANCE

Account Details

JOHN ERNEST LARDER & DONNA MAREE LARDER
ATF JOHN & DONNA LARDER SUPERANNUATION
FUND

Branch Number (BSB)

014-209

Account Number

4849-54504



NEED TO GET IN TOUCH?



ANZ Internet Banking
anz.com

OR



Enquiries: 13 13 14
Lost/Stolen Cards: 1800 033 844

ANZ BUSINESS ESSENTIALS STATEMENT

Account Number 4849-54504

Transaction Details

Please retain this statement for taxation purposes

Date	Transaction Details	Withdrawals (\$)	Deposits (\$)	Balance (\$)
2022				
11 APR	OPENING BALANCE			8,454.76
14 APR	ANZ INTERNET BANKING FUNDS TFER TRANSFER 426049 FROM 351043707		75.00	8,529.76
14 APR	ANZ INTERNET BANKING FUNDS TFER TRANSFER 425912 FROM 351043707		188.46	8,718.22
14 APR	ANZ INTERNET BANKING FUNDS TFER TRANSFER 426175 FROM 351043707		1,000.00	9,718.22
22 APR	ANZ INTERNET BANKING FUNDS TFER TRANSFER 235294 FROM 351043707		75.00	9,793.22
22 APR	ANZ INTERNET BANKING FUNDS TFER TRANSFER 235189 FROM 351043707		188.46	9,981.68
22 APR	ANZ INTERNET BANKING FUNDS TFER TRANSFER 235397 FROM 351043707		1,000.00	10,981.68
29 APR	ANZ INTERNET BANKING FUNDS TFER TRANSFER 812206 FROM 351043707		75.00	11,056.68
29 APR	ANZ INTERNET BANKING FUNDS TFER TRANSFER 812078 FROM 351043707		188.46	11,245.14
29 APR	ANZ INTERNET BANKING FUNDS TFER TRANSFER 812348 FROM 351043707		1,000.00	12,245.14
29 APR	CREDIT INTEREST PAID		0.08	12,245.22
06 MAY	ANZ INTERNET BANKING FUNDS TFER TRANSFER 675423 FROM 351043707		75.00	12,320.22
06 MAY	ANZ INTERNET BANKING FUNDS TFER TRANSFER 675344 FROM 351043707		188.46	12,508.68
06 MAY	ANZ INTERNET BANKING FUNDS TFER TRANSFER 675492 FROM 351043707		1,000.00	13,508.68
TOTALS AT END OF PAGE		\$0.00	\$5,053.92	
TOTALS AT END OF PERIOD		\$0.00	\$5,053.92	\$13,508.68

This Statement Includes

Interest earned on deposits	\$0.08
-----------------------------	--------

Fee Summary

Fees Charged for period: 01 APR 2022 to 29 APR 2022

Summary of ANZ Transaction Fees	Transactions		Fee Per Transaction (\$)	Total Charge (\$)
	Total	Free Additional		
Transaction Fees				
INTERNET/ONLINE WDL	16.00	16.00	0.60	0.00
Total Transaction Fees Charged				\$0.00

Please note: Overseas transaction fees, overseas ATM fees and non ANZ ATM operator fees not included



ANZ BUSINESS ESSENTIALS STATEMENT

STATEMENT NUMBER 171

11 MAY 2022 TO 10 JUNE 2022

JOHN & DONNA LARDER
JOHN & DONNA LARDER SUPERANNUATION FUND
10 EDEN DR
EATONS HILL QLD 4037

WELCOME TO YOUR ANZ ACCOUNT AT A GLANCE

Account Details

JOHN ERNEST LARDER & DONNA MAREE LARDER
ATF JOHN & DONNA LARDER SUPERANNUATION
FUND

Branch Number (BSB)

014-209

Account Number

4849-54504



NEED TO GET IN TOUCH?



ANZ Internet Banking
anz.com

OR



Enquiries: 13 13 14
Lost/Stolen Cards: 1800 033 844

ANZ BUSINESS ESSENTIALS STATEMENT

Account Number 4849-54504

Transaction Details

Please retain this statement for taxation purposes

Date	Transaction Details	Withdrawals (\$)	Deposits (\$)	Balance (\$)
2022				
11 MAY	OPENING BALANCE			13,508.68
13 MAY	ANZ INTERNET BANKING FUNDS TFER TRANSFER 348580 FROM 351043707		75.00	13,583.68
13 MAY	ANZ INTERNET BANKING FUNDS TFER TRANSFER 348551 FROM 351043707		188.46	13,772.14
13 MAY	ANZ INTERNET BANKING FUNDS TFER TRANSFER 348606 FROM 351043707		1,000.00	14,772.14
20 MAY	ANZ INTERNET BANKING FUNDS TFER TRANSFER 829418 FROM 351043707		75.00	14,847.14
20 MAY	ANZ INTERNET BANKING FUNDS TFER TRANSFER 829413 FROM 351043707		188.46	15,035.60
20 MAY	ANZ INTERNET BANKING FUNDS TFER TRANSFER 829421 FROM 351043707		1,000.00	16,035.60
27 MAY	ANZ INTERNET BANKING FUNDS TFER TRANSFER 673896 FROM 351043707		75.00	16,110.60
27 MAY	ANZ INTERNET BANKING FUNDS TFER TRANSFER 673836 FROM 351043707		188.46	16,299.06
27 MAY	ANZ INTERNET BANKING FUNDS TFER TRANSFER 673956 FROM 351043707		1,000.00	17,299.06
27 MAY	ANZ INTERNET BANKING BPAY TAX OFFICE PAYMENT {677032}	1,493.00		15,806.06
31 MAY	CREDIT INTEREST PAID		0.12	15,806.18
03 JUN	ANZ INTERNET BANKING FUNDS TFER TRANSFER 516873 FROM 351043707		75.00	15,881.18
03 JUN	ANZ INTERNET BANKING FUNDS TFER TRANSFER 516882 FROM 351043707		188.46	16,069.64
03 JUN	ANZ INTERNET BANKING FUNDS TFER TRANSFER 516889 FROM 351043707		1,000.00	17,069.64
10 JUN	ANZ INTERNET BANKING FUNDS TFER TRANSFER 220020 FROM 351043707		75.00	17,144.64
10 JUN	ANZ INTERNET BANKING FUNDS TFER TRANSFER 220025 FROM 351043707		188.46	17,333.10
10 JUN	ANZ INTERNET BANKING FUNDS TFER TRANSFER 220053 FROM 351043707		1,000.00	18,333.10
	TOTALS AT END OF PAGE	\$1,493.00	\$6,317.42	
	TOTALS AT END OF PERIOD	\$1,493.00	\$6,317.42	\$18,333.10

This Statement Includes

Interest earned on deposits	\$0.12
-----------------------------	--------



ANZ BUSINESS ESSENTIALS STATEMENT

STATEMENT NUMBER 172

10 JUNE 2022 TO 11 JULY 2022

JOHN & DONNA LARDER
JOHN & DONNA LARDER SUPERANNUATION FUND
10 EDEN DR
EATONS HILL QLD 4037

WELCOME TO YOUR ANZ ACCOUNT AT A GLANCE

Account Details

JOHN ERNEST LARDER & DONNA MAREE LARDER
ATF JOHN & DONNA LARDER SUPERANNUATION
FUND

Branch Number (BSB)

014-209

Account Number

4849-54504



NEED TO GET IN TOUCH?



ANZ Internet Banking
anz.com

OR



Enquiries: 13 13 14
Lost/Stolen Cards: 1800 033 844

ANZ BUSINESS ESSENTIALS STATEMENT

Account Number 4849-54504

Transaction Details

Please retain this statement for taxation purposes

Date	Transaction Details	Withdrawals (\$)	Deposits (\$)	Balance (\$)
2022				
10 JUN	OPENING BALANCE			18,333.10
20 JUN	ANZ INTERNET BANKING FUNDS TFER TRANSFER 123858 FROM 351043707		75.00	18,408.10
20 JUN	ANZ INTERNET BANKING FUNDS TFER TRANSFER 123733 FROM 351043707		188.46	18,596.56
20 JUN	ANZ INTERNET BANKING FUNDS TFER TRANSFER 123976 FROM 351043707		1,000.00	19,596.56
21 JUN	ANZ INTERNET BANKING FUNDS TFER TRANSFER 816921 TO 012012154985631	15,000.00		4,596.56
27 JUN	ANZ INTERNET BANKING FUNDS TFER TRANSFER 167689 FROM 351043707 EFFECTIVE DATE 25 JUN 2022		75.00	4,671.56
27 JUN	ANZ INTERNET BANKING FUNDS TFER TRANSFER 167675 FROM 351043707 EFFECTIVE DATE 25 JUN 2022		188.46	4,860.02
27 JUN	ANZ INTERNET BANKING BPAY AUDIT SHIELD {168535} EFFECTIVE DATE 25 JUN 2022	320.00		4,540.02
30 JUN	CREDIT INTEREST PAID		0.10	4,540.12
01 JUL	ANZ INTERNET BANKING FUNDS TFER TRANSFER 803950 FROM 351043707		78.75	4,618.87
01 JUL	ANZ INTERNET BANKING FUNDS TFER TRANSFER 803882 FROM 351043707		197.89	4,816.76
01 JUL	ANZ INTERNET BANKING FUNDS TFER TRANSFER 804036 FROM 351043707		1,000.00	5,816.76
08 JUL	ANZ INTERNET BANKING FUNDS TFER TRANSFER 281952 FROM 351043707		78.75	5,895.51
08 JUL	ANZ INTERNET BANKING FUNDS TFER TRANSFER 281948 FROM 351043707		197.89	6,093.40
08 JUL	ANZ INTERNET BANKING FUNDS TFER TRANSFER 281939 FROM 351043707		1,000.00	7,093.40
	TOTALS AT END OF PAGE	\$15,320.00	\$4,080.30	
	TOTALS AT END OF PERIOD	\$15,320.00	\$4,080.30	\$7,093.40

This Statement Includes

Interest earned on deposits	\$0.10
-----------------------------	--------

Yearly Summary

Previous Year to 30/06/2022 (\$)

Interest earned on deposits	1.34
-----------------------------	------



ANZ CASH INVESTMENT ACCT STATEMENT

STATEMENT NUMBER 20
16 FEBRUARY 2021 TO 16 AUGUST 2021

MR JOHN LARDER
MRS DONNA LARDER
10 EDEN DR
EATONS HILL QLD 4037

WELCOME TO YOUR ANZ ACCOUNT AT A GLANCE

Account Details

SHARE INVESTING LIMITED
JOHN AND DONNA LARDER S/F

Branch Number (BSB)

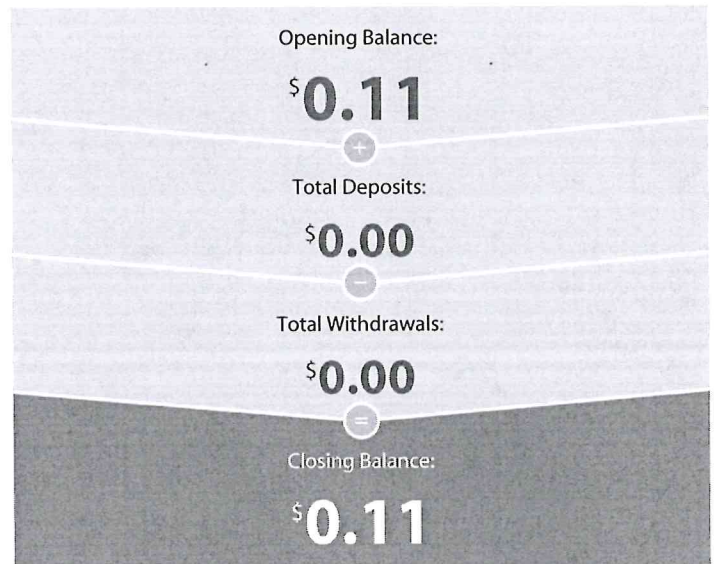
012-012

Account Number

1827-63323

Account Descriptor

TRUST ACCOUNT



NEED TO GET IN TOUCH?



ANZ Internet Banking
anz.com

OR



Enquiries: 133350
Lost/Stolen Cards: 1800 033 844

ANZ CASH INVESTMENT ACCT STATEMENT

Account Number 1827-63323

Transaction Details

Please retain this statement for taxation purposes

Date	Transaction Details	Withdrawals (\$)	Deposits (\$)	Balance (\$)
2021				
16 FEB	OPENING BALANCE			0.11
	TOTALS AT END OF PAGE	\$0.00	\$0.00	
	TOTALS AT END OF PERIOD	\$0.00	\$0.00	\$0.11

No transaction fees* for ANZ cardholders across the new atmX by Armaguard network

As an ANZ cardholder you can withdraw cash or make a balance enquiry, with no transaction fee* at any atmX by Armaguard ATM.

*Terms and conditions apply.

Visit www.anz.com.au/ways-to-bank/atms for further detail and terms and conditions.

IMPORTANT INFORMATION

PLEASE CHECK THE ENTRIES AND CALL 13 13 14 REGARDING ANY ERRORS ON THIS STATEMENT.

All entries generated are subject to authorisation and verification and if necessary, adjustments will appear on a later statement.

If you have a complaint or unresolved issue with ANZ's product or service please call our National Feedback Line **1800 805 154** and advise us. Further information in relation to ANZ's dispute resolution process and this product (including details of benefits or fees and charges) is available on request and you can access this information by reviewing the Terms and Conditions, and Fees and Charges brochures which can be found at www.anz.com or by calling **13 13 14**.



ANZ CASH INVESTMENT ACCT STATEMENT

STATEMENT NUMBER 21
16 AUGUST 2021 TO 16 FEBRUARY 2022

MR JOHN LARDER
MRS DONNA LARDER
10 EDEN DR
EATONS HILL QLD 4037

WELCOME TO YOUR ANZ ACCOUNT AT A GLANCE

Account Details

SHARE INVESTING LIMITED
JOHN AND DONNA LARDER S/F

Branch Number (BSB)

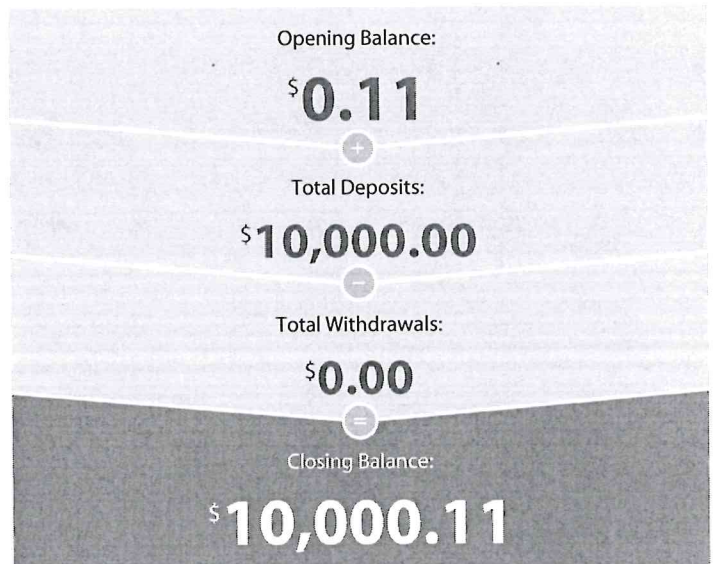
012-012

Account Number

1827-63323

Account Descriptor

TRUST ACCOUNT



NEED TO GET IN TOUCH?



ANZ Internet Banking
anz.com

OR



Enquiries: 133350
Lost/Stolen Cards: 1800 033 844

ANZ CASH INVESTMENT ACCT STATEMENT

Account Number 1827-63323

Transaction Details

Please retain this statement for taxation purposes

Date	Transaction Details	Withdrawals (\$)	Deposits (\$)	Balance (\$)
2021				
16 AUG	OPENING BALANCE			0.11
29 DEC	TRANSFER FROM DONNAMAREELARDER INVESTMENT MONEY		10,000.00	10,000.11
	TOTALS AT END OF PAGE	\$0.00	\$10,000.00	
	TOTALS AT END OF PERIOD	\$0.00	\$10,000.00	\$10,000.11

IMPORTANT INFORMATION

PLEASE CHECK THE ENTRIES AND CALL 13 13 14 REGARDING ANY ERRORS ON THIS STATEMENT.

All entries generated are subject to authorisation and verification and if necessary, adjustments will appear on a later statement.

If you have a complaint or unresolved issue with ANZ's product or service please call our National Feedback Line **1800 805 154** and advise us. Further information in relation to ANZ's dispute resolution process and this product (including details of benefits or fees and charges) is available on request and you can access this information by reviewing the Terms and Conditions, and Fees and Charges brochures which can be found at www.anz.com or by calling **13 13 14**.



ANZ CASH INVESTMENT ACCT STATEMENT

STATEMENT NUMBER 22
16 FEBRUARY 2022 TO 16 AUGUST 2022

MR JOHN LARDER
MRS DONNA LARDER
10 EDEN DR
EATONS HILL QLD 4037

WELCOME TO YOUR ANZ ACCOUNT AT A GLANCE

Account Details

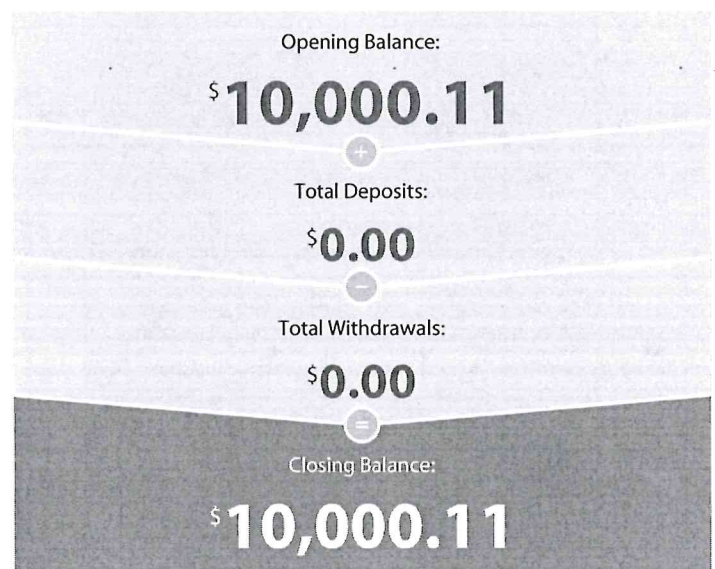
JOHN AND DONNA LARDER S/F

Branch Number (BSB)

012-012

Account Number

1827-63323



NEED TO GET IN TOUCH?



ANZ Internet Banking
anz.com

OR



Enquiries: 133350
Lost/Stolen Cards: 1800 033 844

ANZ CASH INVESTMENT ACCT STATEMENT

Account Number 1827-63323

Transaction Details

Please retain this statement for taxation purposes

Date	Transaction Details	Withdrawals (\$)	Deposits (\$)	Balance (\$)
2022				
16 FEB	OPENING BALANCE			10,000.11
	TOTALS AT END OF PAGE	\$0.00	\$0.00	
	TOTALS AT END OF PERIOD	\$0.00	\$0.00	\$10,000.11

IMPORTANT INFORMATION

PLEASE CHECK THE ENTRIES AND CALL 13 13 14 REGARDING ANY ERRORS ON THIS STATEMENT.

All entries generated are subject to authorisation and verification, and if necessary, adjustments will appear on a later statement.

Further information in relation to this product (including details of benefits or fees and charges) is available on request and you can access this information by reviewing the Terms and Conditions, and Fees and Charges brochures which can be found at anz.com or by calling 13 13 14.

If you have a complaint about an ANZ product or service, please contact us and we will try to resolve the issue as quickly as possible. Our customer complaints guide is available at <https://www.anz.com.au/support/contact-us/compliments-suggestions-complaints/>, alternatively you may wish to:

- Call us:**
- General enquiries **13 13 14**
 - If you're overseas **+61 3 9683 9999**
 - ANZ Complaint Resolution Team on **1800 805 154**
 - If you're deaf, hard of hearing and/or have a speech impairment, call **133 677** or visit the **National Relay Service** at: <https://nrschat.nrschat.gov.au/nrs/internetrelay>

Write to us: ANZ Complaint Resolution Team
Locked Bag 4050,
South Melbourne VIC 3205
or **ANZ online complaints form:**
<https://www.anz.com.au/support/contact-us/compliments-suggestions-complaints/feedback/>

Visit us: At your nearest ANZ branch.
If you have a Relationship Manager, please feel free to contact them.

If an issue has not been resolved to your satisfaction, you can lodge a complaint with the Australian Financial Complaints Authority (AFCA). AFCA provides fair and independent financial services complaint resolution that is free to consumers.

Call: 1800 931 678 (free call within Australia), or +61 1800 931 678 (International)
Write to: Australian Financial Complaints Authority Limited
GPO Box 3,
Melbourne VIC 3001
Online: Email: info@afca.org.au
Web: www.afca.org.au

CASH ACCOUNT TRANSACTION ACTIVITY

DATE	DESCRIPTION	DEBIT \$	CREDIT \$	BALANCE \$
30/07/2021	ATO Payment June 2021 Qtr PAYG Tax Instalment	2,172.00		5,690.55
30/07/2021	Super Contribution TBA J D Larder J D Larder SF ACC		1,000.00	6,690.55
30/07/2021	Super Contribution TBA J D Larder J D Larder SF ACC		188.46	6,879.01
30/07/2021	Super Contribution TBA J D Larder J D Larder SF ACC		75.00	6,954.01
30/07/2021	Interest Earned - Macquarie CMA		3.84	6,957.85
30/07/2021	Wealth+ SMSF Admin Fee Jul 2021	126.50		6,831.35
30/07/2021	Wealth+ fees - July 2021	440.30		6,391.05
16/08/2021	Super Contribution TBA J D Larder SF J D Larder SF ACC		1,000.00	7,391.05
16/08/2021	Super Contribution TBA J D Larder SF J D Larder SF ACC		188.46	7,579.51
16/08/2021	Super Contribution TBA J D Larder SF J D Larder SF ACC		75.00	7,654.51
0/08/2021	Centuria Office REIT FPU - Dividend/Distribution Payment		240.32	7,894.83
3/08/2021	Super Contribution TBA J D Larder J D Larder SF ACC		1,000.00	8,894.83
3/08/2021	Super Contribution TBA J D Larder J D Larder SF ACC		188.46	9,083.29
3/08/2021	Super Contribution TBA J D Larder J D Larder SF ACC		75.00	9,158.29
6/08/2021	Apple Inc Common (US Listed) - Dividend/Distribution Payment		33.21	9,191.50
30/08/2021	Super Contribution TBA J D Larder J D Larder SF ACC		188.46	9,379.96
30/08/2021	Super Contribution TBA J D Larder J D Larder SF ACC		75.00	9,454.96
16/08/2021	Aventus Retail Property Fund FPO - Dividend/Distribution Payment		218.50	9,673.46
17/08/2021	Super Contribution TBA J D Larder J D Larder SF ACC		1,000.00	10,673.46
17/08/2021	Super Contribution TBA J D Larder J D Larder SF ACC		188.46	10,861.92
17/08/2021	Super Contribution TBA J D Larder J D Larder SF ACC		75.00	10,936.92
31/08/2021	Interest Earned - Macquarie CMA		2.39	10,939.31
31/08/2021	Wealth+ SMSF Admin Fee Aug 2021	126.50		10,812.81
31/08/2021	Wealth+ fees - August 2021	451.26		10,361.55
13/09/2021	Super Contribution TBA J D Larder J D Larder SF ACC		1,000.00	11,361.55
13/09/2021	Super Contribution TBA J D Larder J D Larder SF ACC		188.46	11,550.01
13/09/2021	Deposit J D Larder SF ACC J D Larder SF ACC		75.00	11,625.01
16/09/2021	Super Contribution TBA J D Larder J D Larder SF Acc		188.46	11,813.47
16/09/2021	Super Contribution TBA J D Larder J D Larder SF Acc		75.00	11,888.47
16/09/2021	Paladin Energy Limited FPO - Unmarketable Parcel Sale		26.04	11,914.51
17/09/2021	OZ Minerals Limited FPO - Dividend/Distribution Payment		71.20	11,985.71
0/09/2021	Credit Corp Group Limited FPO - Dividend/Distribution Payment		252.00	12,237.71
7/09/2021	Super Contribution TBA DONNA MAREE LARD J D Larder SF Acc		1,000.00	13,237.71
7/09/2021	Super Contribution TBA DONNA MAREE LARD J D Larder SF Acc		188.46	13,426.17

Friday, 14 October 2022 CONFIDENTIAL PAGE 13
 This document has been prepared by Morgans Financial Limited in accordance with its Australian Financial Services Licence (AFSL no. 235410). The views expressed herein are solely the views of Morgans Financial Limited.

ASH ACCOUNT TRANSACTION ACTIVITY

DATE	DESCRIPTION	DEBIT \$	CREDIT \$	BALANCE \$
7/09/2021	Super Contribution TBA DONNA MAREE LARD J D Larder SF ACC		75.00	13,501.17
1/09/2021	BHP Group Limited FPO - Dividend/Distribution Payment		1,800.22	15,301.39
1/09/2021	Beacon Lighting Group Ltd FPO - Dividend/Distribution Payment		690.00	15,991.39
3/09/2021	Super Contribution TBA J D Larder J D Larder SF ACC		1,000.00	16,991.39
3/09/2021	Adairs Limited FPO - Dividend/Distribution Payment		450.00	17,441.39
3/09/2021	Telstra Corporation Limited FPO - Dividend/Distribution Payment		320.00	17,761.39
3/09/2021	Super Contribution TBA J D Larder J D Larder SF ACC		188.46	17,949.85
3/09/2021	Super Contribution TBA J D Larder J D Larder SF ACC		75.00	18,024.85
3/09/2021	ResMed Inc CDIs - Dividend/Distribution Payment		39.96	18,064.81
9/09/2021	MotorCycle Holdings Limited FPO - Dividend/Distribution Payment		657.10	18,721.91
9/09/2021	Universal Store Holdings FPO - Dividend/Distribution Payment		315.00	19,036.91
9/09/2021	Northern Star Resources Ltd FPO - Dividend/Distribution Payment		78.76	19,115.67
0/09/2021	Interest Earned - Macquarie CMA	126.50	3.73	19,119.40
0/09/2021	Wealth+ SMSF Admin Fee Sep 2021	508.50		18,992.90
0/09/2021	Wealth+ fees - September 2021			18,484.40
1/10/2021	Super Contribution TBA J D Larder J D Larder SF ACC		1,000.00	19,484.40
1/10/2021	Super Contribution TBA J D Larder SF ACC J D Larder SF ACC		188.46	19,672.86
1/10/2021	Super Contribution TBA J D Larder J D Larder SF ACC		75.00	19,747.86
5/10/2021	Atlas Arteria Stapled Securities - Dividend/Distribution Payment		285.82	20,033.68
1/10/2021	Super Contribution TBA J D Larder J D Larder SF ACC		1,000.00	21,033.68
1/10/2021	Super Contribution TBA J D Larder J D Larder SF ACC		188.46	21,222.14
1/10/2021	Super Contribution TBA J D Larder J D Larder SF ACC		75.00	21,297.14
5/10/2021	Eagers Automotive Limited FPO - Dividend/Distribution Payment		482.80	21,779.94
5/10/2021	Super Contribution TBA J D Larder J D Larder SMSF		188.46	21,968.40
5/10/2021	Super Contribution TBA J D Larder J D Larder SMSF		75.00	22,043.40
0/10/2021	Lovisa Holdings Limited FPO - On Market Sale - 2,212 securities		43,349.51	65,392.91
0/10/2021	Beacon Lighting Group Ltd FPO - On Market Sale - 15,000 securities		37,087.50	102,480.41
0/10/2021	Apple Inc Common (US Listed) - On Market Sale - 160 securities		30,414.28	132,894.69
0/10/2021	National Australia Bank Ltd FPO - On Market Sale - 1,026 securities		29,101.99	161,996.68
0/10/2021	ResMed Inc CDIs - On Market Sale - 800 securities		27,209.37	189,206.05
0/10/2021	BHP Group Limited FPO - On Market Sale - 663 securities		25,500.45	214,706.50
0/10/2021	Eagers Automotive Limited FPO - On Market Sale - 1,700 securities		24,914.68	239,621.18
0/10/2021	Westpac Banking Corporation FPO - On Market Sale - 984 securities		24,893.84	264,515.02
0/10/2021	Universal Store Holdings FPO - On Market Sale - 3,000 securities		24,502.07	289,017.09

Friday, 14 October 2022 CONFIDENTIAL PAGE 14

This document has been prepared by Morgans Financial Limited in accordance with its Australian Financial Services Licence (AFSL no. 235410). The views expressed herein are solely the views of Morgans Financial Limited.

Account Number: 697435 Portfolio Name: John & Donna Larder SF ACC

CASH ACCOUNT TRANSACTION ACTIVITY

DATE	DESCRIPTION	DEBIT \$	CREDIT \$	BALANCE \$
0/10/2021	Credit Corp Group Limited FPO - On Market Sale - 700 securities		21,222.45	310,239.54
0/10/2021	MotorCycle Holdings Limited FPO - On Market Sale - 6,571 securities		19,236.21	329,475.75
0/10/2021	Adairs Limited FPO - On Market Sale - 4,500 securities		17,045.41	346,521.16
0/10/2021	Aventus Retail Property Fund FPO - On Market Sale - 5,000 securities		17,010.80	363,531.96
0/10/2021	Whitehaven Coal Limited FPO - On Market Sale - 5,000 securities		16,046.52	379,578.48
0/10/2021	Telstra Corporation Limited FPO - On Market Sale - 4,000 securities		15,289.94	394,868.42
0/10/2021	Centuria Office REIT FPU - On Market Sale - 5,826 securities		14,001.45	408,869.87
0/10/2021	Immutep Limited FPO - On Market Sale - 25,000 securities		13,351.50	422,221.37
0/10/2021	Corporate Travel Management Limited FPO - On Market Sale - 500 securities		11,976.79	434,198.16
0/10/2021	Sydney Airport Stapled Security - On Market Sale - 1,434 securities		11,757.09	445,955.25
0/10/2021	Atlas Arteria Stapled Securities - On Market Sale - 1,844 securities		11,544.12	457,499.37
0/10/2021	OZ Minerals Limited FPO - On Market Sale - 445 securities		11,429.52	468,928.89
0/10/2021	Cromwell Property Group Stapled Security - On Market Sale - 11,000 securities		8,800.00	477,728.89
0/10/2021	Orica Limited FPO - On Market Sale - 603 securities		8,470.69	486,199.58
0/10/2021	Northern Star Resources Ltd FPO - On Market Sale - 829 securities		7,690.89	493,890.47
0/10/2021	Wagners Holding Company Ltd FPO - On Market Sale - 4,292 securities		7,401.00	501,291.47
0/10/2021	Central Petroleum Ltd FPO - On Market Sale - 30,000 securities		3,790.00	505,081.47
1/10/2021	Lovisa Holdings Limited FPO - Dividend/Distribution Payment		398.16	505,479.63
3/10/2021	Centuria Office REIT FPU - Dividend/Distribution Payment		241.78	505,721.41
3/10/2021	ATO Payment September 2021 Qtr PAYG Tax Instalment	1,493.00		504,228.41
3/10/2021	Aristocrat Leisure Limited 1:20.56 Rights Issue - Entitlement Acceptance - 30 securities	1,255.50		502,972.91
3/10/2021	Interest Earned - Macquarie CMA		56.54	503,029.45
3/10/2021	Wealth+ SMSF Admin Fee Oct 2021	126.50		502,902.95
3/10/2021	Wealth+ fees - October 2021	462.72		502,440.23
3/11/2021	Wealth+ SMSF Admin Fee Refund FY 2020/21		1,518.00	503,958.23
3/11/2021	Wealth+ SMSF Admin Fee Refund FY 2021/22		506.00	504,464.23
3/11/2021	Aventus Retail Property Fund FPO - Dividend/Distribution Payment		225.00	504,689.23
3/11/2021	Cromwell Property Group Stapled Security - Dividend/Distribution Payment		178.75	504,867.98
3/11/2021	Interest Earned - Macquarie CMA		117.07	504,985.05
3/11/2021	Wealth+ fees - November 2021	482.56		504,502.49
1/12/2021	Aristocrat Leisure Limited FPO - On Market Sale - 630 securities		27,728.19	532,230.68
1/12/2021	Transfer	531,613.61		617.07
2/12/2021	Deposit Return Funds 01/12 Transfer		531,613.61	532,230.68
3/12/2021	Transfer	531,730.68		500.00

ASH ACCOUNT TRANSACTION ACTIVITY

DATE	DESCRIPTION	DEBIT \$	CREDIT \$	BALANCE \$
1/12/2021	Interest Earned - Macquarie CMA		14.63	514.63
1/12/2021	Wealth+ fees - December 2021	2.31		512.32
1/01/2022	Interest Earned - Macquarie CMA		0.01	512.33
1/02/2022	Interest Earned - Macquarie CMA		0.08	512.41
LOSING BALANCE				512.41

NON-CASH TRANSACTION ACTIVITY

DATE	DESCRIPTION	QUANTITY	PRICE \$	VALUE \$
1/11/2021	Aristocrat Leisure Limited FPO - Entitlement Allotment	30.00	41.85	1,255.50

ny Allotments shown above have resulted from your previous acceptance of a capital raising (where the acceptance would have previously been shown as a cash transaction in the Cash account Transaction Activity section) or as a result of a scheme of arrangement where there is no related cash transaction.

61800 - Distributions Receivable

2022 Financial Year

Preparer Louise Barlow

Reviewer Sam Greco

Status Ready for Review

Account Code	Description	CY Balance	LY Balance	Change
00023	Distribution Receivable	\$8,141.45		100%
W+697435IIUq9XxE	Wealth+ Managed Portfolio Service		\$458.82	100%
TOTAL		CY Balance	LY Balance	
		\$8,141.45	\$458.82	

Supporting Documents

- General Ledger [Report](#)

Standard Checklist

- Review aging of amounts receivable and comment on any delay in payment

John & Donna Larder Superannuation Fund

General Ledger

As at 30 June 2022

Transaction Date	Description	Units	Debit	Credit	Balance \$
Distributions Receivable (61800)					
<u>Distribution Receivable (00023)</u>					
30/06/2022	Distribution Receivable		8,141.45		8,141.45 DR
			8,141.45		8,141.45 DR
<u>Wealth+ Managed Portfolio Service (W+697435IIUq9XxE)</u>					
01/07/2021	Opening Balance				458.82 DR
10/08/2021	Centuria Office REIT FPU - Dividend/Distribution Payment			240.32	218.50 DR
26/08/2021	Aventus Retail Property Fund FPO Dividend/Distribution Payment			218.50	0.00 DR
				458.82	0.00 DR
Total Debits:			8,141.45		
Total Credits:				458.82	

74700 - Managed Investments (Australian)

2022 Financial Year

Preparer Louise Barlow

Reviewer Sam Greco

Status Ready for Review

Account Code	Description	CY Units	CY Balance	LY Units	LY Balance	Change
MorgansWealth+	Morgans Wealth Plus portfolio	1.000000		1.000000	\$463,951.40	100%
TOTAL		CY Units	CY Balance	LY Units	LY Balance	
		1.000000		1.000000	\$463,951.40	

Supporting Documents

- Investment Movement Report [Report](#)

Standard Checklist

- Attach Annual statements from fund managers, Master Trust, Platform or Wrap providers confirming ownership and value
- Attach copies of Statements and Source Documentation
- Attach Investment Movement Report
- Ensure all Investments are valued correctly at June 30
- Ensure the investment is in accordance with the Fund's investment strategy
- Ensure the investment is in accordance with the SIS Act

John & Donna Larder Superannuation Fund

Investment Movement Report

As at 30 June 2022

Investment	Opening Balance		Additions		Disposals			Closing Balance		
	Units	Cost	Units	Cost	Units	Cost	Accounting Profit/(Loss)	Units	Cost	Market Value
Bank Accounts										
ANZ Cash Investment Account *5631				548,056.08		(547,455.79)			600.29	600.29
ANZ E*Trade Cash Inv Account 1827-63323		0.11		10,000.00					10,000.11	10,000.11
Cash - Wealth+ Portfolio		22,081.33		1,601,186.58		(1,622,755.83)			512.08	512.08
Cash at Bank - ANZ Acc 4849-54504		0.60		563,216.58		(558,677.06)			4,540.12	4,540.12
		22,082.04		2,722,459.24		(2,728,888.68)			15,652.60	15,652.60
Managed Investments (Australian)										
MorgansWealth+ - Morgans Wealth Plus portfolio	1.00	387,402.37		46,840.90		(399,816.77)	0.00	1.00	34,426.50	0.00
		387,402.37		46,840.90		(399,816.77)	0.00		34,426.50	0.00
Shares in Listed Companies (Australian)										
BRN.AX - Brainchip Holdings Ltd			6,627.00	9,861.05				6,627.00	9,861.05	5,301.60
CU6.AX - Clarity Pharmaceuticals Ltd			12,018.00	9,819.62				12,018.00	9,819.62	6,129.18
IMM.AX - Immutep Limited			15,091.00	4,773.62				15,091.00	4,773.62	4,376.39
IOZ.AX - Ishares Core S&p/asx 200 Etf			4,118.00	119,960.92				4,118.00	119,960.92	112,339.04

John & Donna Larder Superannuation Fund Investment Movement Report

As at 30 June 2022

Investment	Opening Balance		Additions		Disposals			Closing Balance		Market Value
	Units	Cost	Units	Cost	Units	Cost	Accounting Profit/(Loss)	Units	Cost	
			1,560.00	49,943.68				1,560.00	49,943.68	41,667.60
GAME.AX - Betashares Video Games And Esports Etf			815.00	9,976.10				815.00	9,976.10	7,661.00
FANG.AX1 - Global X Fang+ Etf			3,165.00	49,871.90				3,165.00	49,871.90	37,505.25
IHD.AX - Ishares S&p/asx Div Opportunities Esg Screened Etf			4,465.00	59,803.04				4,465.00	59,803.04	57,107.35
VGE.AX - Vanguard Ftse Emerging Markets Shares Etf			655.00	49,982.58				655.00	49,982.58	43,878.45
VGS.AX - Vanguard Msci Index International Shares Etf			994.00	99,937.23				994.00	99,937.23	88,287.08
				389,151.73					389,151.73	331,730.79
	412,832.91			3,316,749.99		(3,128,705.45)	0.00		600,877.45	490,876.72

77600 - Shares in Listed Companies (Australian)

2022 Financial Year

Preparer Louise Barlow

Reviewer Sam Greco

Status Ready for Review

Account Code	Description	CY Units	CY Balance	LY Units	LY Balance	Change
BRN.AX	Brainchip Holdings Ltd	6627.000000	\$5,301.60			100%
CU6.AX	Clarity Pharmaceuticals Ltd	12018.000000	\$6,129.18			100%
IMM.AX	Immutep Limited	15091.000000	\$4,376.39			100%
IOZ.AX	Ishares Core S&p /asx 200 Etf	4118.000000	\$112,339.04			100%
LOV.AX	Lovisa Holdings Limited	374.000000	\$5,164.94			100%
TAH.AX	Tabcorp Holdings Limited	3864.000000	\$4,115.16			100%
TLX.AX	Telix Pharmaceuticals Limited	1214.000000	\$5,499.42			100%
	TOTAL	CY Units	CY Balance	LY Units	LY Balance	
		43306.000000	\$142,925.73			

Supporting Documents

- Investment Movement Report [Report](#)
- Balance Review Report [Report](#)
- 2022 ANZ CMC Financial Year Summary.pdf

Standard Checklist

- Attach Balance Review Report
- Attach copies of HIN/SRN or Chess Statements, Broker Statements, Contract Notes Corporate Action documentation and any other relevant Source Documentation
- Attach Investment Movement Report
- Ensure all Investments are valued correctly at June 30
- Ensure the investment is in accordance with the Fund's investment strategy

John & Donna Larder Superannuation Fund

Balance Review Report

As at 30 June 2022

Investment Code	Investment Name	Holding Reference	Third Party Data			BGL Ledger	Variance
			Data Feed Provider	Balance Date	Balance Amount	Balance	
60400	Bank Accounts						
154985631	ANZ Cash Investment Account *5631					600.29	
ANZE182763323	ANZ E*Trade Cash Inv Account 1827-63323					10,000.11	
MBL979067592	Cash - Wealth+ Portfolio					512.08	
ANZ182763323	Cash at Bank - ANZ Acc 4849-54504					4,540.12	
74700	Managed Investments (Australian)						
697435	Morgans Wealth Plus portfolio					1.0000	
77600	Shares in Listed Companies (Australian)						
BRN.AX	Brainchip Holdings Ltd				Setup	6,627.0000	6,627.0000
CU6.AX	Clarity Pharmaceuticals Ltd				Setup	12,018.0000	12,018.0000
IMM.AX	Immutep Limited				Setup	15,091.0000	15,091.0000
IOZ.AX	Ishares Core S&p/asx 200 Etf				Setup	4,118.0000	4,118.0000
LOV.AX	Lovisa Holdings Limited				Setup	374.0000	374.0000
TAH.AX	Tabcorp Holdings Limited				Setup	3,864.0000	3,864.0000
TLX.AX	Telix Pharmaceuticals Limited				Setup	1,214.0000	1,214.0000
77700	Shares in Listed Companies (Overseas)						
697435A	Western Uranium & Vanadium Corp.					440.0000	
77800	Shares in Unlisted Private Companies (Australian)						
NEN	Neon Capital Ltd				Verify	1,050.0000	1,050.0000

John & Donna Larder Superannuation Fund
Balance Review Report

As at 30 June 2022

Investment Code	Investment Name	Holding Reference	Third Party Data			BGL Ledger	Variance
			Data Feed Provider	Balance Date	Balance Amount	Balance	
78200	Units in Listed Unit Trusts (Australian)						
DRIV.AX	Betashares Electric Vehicles And Ftr Mobility Etf				Setup	916.0000	916.0000
IPAY.AX	Betashares Future Of Payments Etf				Setup	862.0000	862.0000
BNKS.AX	Betashares Global Banks Etf - Currency Hedged				Setup	7,014.0000	7,014.0000
NDQ.AX	Betashares Nasdaq 100 Etf				Setup	1,560.0000	1,560.0000
GAME.AX	Betashares Video Games And Esports Etf				Setup	815.0000	815.0000
FANG.AX	Global X Fang+ Etf				Setup	3,165.0000	3,165.0000
IHD.AX	Ishares S&p/asx Div Opportunities Esg Screened Etf				Setup	4,465.0000	4,465.0000
VGE.AX	Vanguard Ftse Emerging Markets Shares Etf				Setup	655.0000	655.0000
VGS.AX	Vanguard Msci Index International Shares Etf				Setup	994.0000	994.0000

John & Donna Larder Superannuation Fund

Investment Movement Report

As at 30 June 2022

Investment	Opening Balance		Additions		Disposals			Closing Balance		
	Units	Cost	Units	Cost	Units	Cost	Accounting Profit/(Loss)	Units	Cost	Market Value
Bank Accounts										
ANZ Cash Investment Account *5631				548,056.08		(547,455.79)			600.29	600.29
ANZ E*Trade Cash Inv Account 1827-63323		0.11		10,000.00					10,000.11	10,000.11
Cash - Wealth+ Portfolio		22,081.33		1,601,186.58		(1,622,755.83)			512.08	512.08
Cash at Bank - ANZ Acc 4849-54504		0.60		563,216.58		(558,677.06)			4,540.12	4,540.12
		22,082.04		2,722,459.24		(2,728,888.68)			15,652.60	15,652.60
Managed Investments (Australian)										
MorgansWealth+ - Morgans Wealth Plus portfolio	1.00	387,402.37		46,840.90		(399,816.77)	0.00	1.00	34,426.50	0.00
		387,402.37		46,840.90		(399,816.77)	0.00		34,426.50	0.00
Shares in Listed Companies (Australian)										
BRN.AX - Brainchip Holdings Ltd			6,627.00	9,861.05				6,627.00	9,861.05	5,301.60
CU6.AX - Clarity Pharmaceuticals Ltd			12,018.00	9,819.62				12,018.00	9,819.62	6,129.18
IMM.AX - Immutep Limited			15,091.00	4,773.62				15,091.00	4,773.62	4,376.39
IOZ.AX - Ishares Core S&p/asx 200 Etf			4,118.00	119,960.92				4,118.00	119,960.92	112,339.04

John & Donna Larder Superannuation Fund Investment Movement Report

As at 30 June 2022

Investment	Opening Balance		Additions		Disposals			Closing Balance		Market Value
	Units	Cost	Units	Cost	Units	Cost	Accounting Profit/(Loss)	Units	Cost	
			1,560.00	49,943.68				1,560.00	49,943.68	41,667.60
GAME.AX - Betashares Video Games And Esports Etf			815.00	9,976.10				815.00	9,976.10	7,661.00
FANG.AX1 - Global X Fang+ Etf			3,165.00	49,871.90				3,165.00	49,871.90	37,505.25
IHD.AX - Ishares S&p/asx Div Opportunities Esg Screened Etf			4,465.00	59,803.04				4,465.00	59,803.04	57,107.35
VGE.AX - Vanguard Ftse Emerging Markets Shares Etf			655.00	49,982.58				655.00	49,982.58	43,878.45
VGS.AX - Vanguard Msci Index International Shares Etf			994.00	99,937.23				994.00	99,937.23	88,287.08
				389,151.73					389,151.73	331,730.79
	412,832.91			3,316,749.99		(3,128,705.45)	0.00		600,877.45	490,876.72



MRS DONNA MAREE LARDER + MR JOHN E R LARDER <JOHN & DONNA LARDER SUF A/C>
10 EDEN DRIVE
EATONS HILL QLD 4037
AUSTRALIA

Portfolio Report

At close of business: 30/06/2022
Trading Account Number: 656234

Summary

Description	Market Value (AUD)	Income Yield (%)
Australian Shares	474,656.52	2.15
International Shares	0.00	N/A
Total Market Value of Shares	474,656.52	N/A
Bank Balance	600.29	N/A
Total	475,256.81	N/A

While every effort has been made to provide you with an accurate transaction summary, we give no warranty of accuracy or reliability and take no responsibility for any errors or omissions including by negligence. You should confirm the information, holdings and valuations contained herein. All prices and values are denominated in AUD unless otherwise indicated. CMC Markets Stockbroking Limited (ABN 69 081 002 851, AFSL No. 246381), a Participant of the Australian Stock Exchange (ASX Group).



MRS DONNA MAREE LARDER + MR JOHN E R LARDER <JOHN & DONNA LARDER SUF A/C>
 10 EDEN DRIVE
 EATONS HILL QLD 4037
 AUSTRALIA

Portfolio Report

At close of business: 30/06/2022
 Trading Account Number: 656234

Domestic Equities Report

Security code	Sector	Company name	Quantity	Last Price	Average Cost AUD	Cost Value AUD	Market Value AUD	Gain/loss AUD	Gain/loss (%)	(%) of Holdings	Price to earnings*	Earnings per share*	Current dividends (c)*	Franking (%)*	Dividend yield (%)*	FX Rate
BNKS	ASX Internal	BETASHARES GLOBAL BANKS ETF - CURRENCY HEDGED	7,014	5.810	7.10	49,783.96	40,751.340	-9,032.62	-18.14%	8.59%		0.000	0.00	0.00%		0.00
BRN	Information Technology	BRAINCHIP HOLDINGS LTD	6,627	0.800	1.49	9,861.05	5,301.600	-4,559.45	-46.24%	1.12%		-0.018	0.00	0.00%		0.00
CU6	Health Care	CLARITY PHARMACEUTICALS LTD	12,018	0.510	0.82	9,819.62	6,129.180	-3,690.44	-37.58%	1.29%		-0.082	0.00	0.00%		0.00
DRIV	ASX Internal	BETASHARES ELECTRIC VEHICLES AND FTR MOBILITY ETF	916	8.520	10.80	9,894.43	7,804.320	-2,090.11	-21.12%	1.64%		-0.012	0.00	0.00%		0.00
FANG	ASX Internal	GLOBAL X FANG+ ETF	3,165	11.850	15.76	49,871.90	37,505.250	-12,366.65	-24.80%	7.90%		0.000	0.00	0.00%		0.00
GAME	ASX Internal	BETASHARES VIDEO GAMES AND ESPORTS ETF	815	9.400	12.24	9,976.10	7,661.000	-2,315.10	-23.21%	1.61%		0.000	0.00	0.00%		0.00
IHD	ASX Internal	ISHARES S&P/ASX DIV OPPORTUNITIES ESG SCREENED ETF	4,465	12.790	13.39	59,803.04	57,107.350	-2,695.69	-4.51%	12.03%		-0.073	89.29	93.98%		6.98
IMM	Health Care	IMMUTEP LIMITED	15,091	0.290	0.32	4,773.62	4,376.390	-397.23	-8.32%	0.92%		-0.042	0.00	0.00%		0.00
IOZ	ASX Internal	ISHARES CORE S&P/ASX 200 ETF	4,118	27.280	29.13	119,960.92	112,339.040	-7,621.88	-6.35%	23.67%		-0.188	177.97	74.37%		6.52
IPAY	ASX Internal	BETASHARES FUTURE OF PAYMENTS ETF	862	8.200	11.55	9,958.81	7,068.400	-2,890.41	-29.02%	1.49%		0.000	0.00	0.00%		0.00
LOV	Consumer Discretionary	LOVISA HOLDINGS LIMITED	374	13.810	13.32	4,980.07	5,164.940	184.87	3.71%	1.09%	21.256	0.650	75.00	100.00%		5.43
NDQ	ASX Internal	BETASHARES NASDAQ 100	1,560	26.710	32.02	49,943.68	41,667.600	-8,276.08	-16.57%	8.78%		-4.640	87.26	0.00%		3.27

While every effort has been made to provide you with an accurate transaction summary, we give no warranty of accuracy or reliability and take no responsibility for any errors or omissions including by negligence. You should confirm the information, holdings and valuations contained herein. All prices and values are denominated in AUD unless otherwise indicated. CMC Markets Stockbroking is the trading name of CMC Markets Stockbroking Limited (ABN 69 081 002 851, AFSL No. 246381), a Participant of the Australian Stock Exchange (ASX Group).



MRS DONNA MAREE LARDER + MR JOHN E R LARDER <JOHN & DONNA LARDER SUF A/C>
 10 EDEN DRIVE
 EATONS HILL QLD 4037
 AUSTRALIA

Portfolio Report

At close of business: 30/06/2022
 Trading Account Number: 656234

Security code	Sector	Company name	Quantity	Last Price	Average Cost AUD	Cost Value AUD	Market Value AUD	Gain/loss AUD	Gain/loss (%)	Holdings (%)	Price to earnings* share*	Earnings per share*	Current dividends (c)*	Franking (%)*	Dividend yield (%)*	FX Rate
ETF																
TAH	Consumer Discretionary	TABCORP HOLDINGS LIMITED	3,864	1.065	1.02	3,941.91	4,115.160	173.25	4.40%	0.87%	0.349	3.054	7.80	100.00%	7.32	
TLX	Health Care	TELEX PHARMACEUTICALS LIMITED	1,214	4.530	4.09	4,960.93	5,499.420	538.49	10.85%	1.16%	-0.335	0.00	0.00	0.00%	0.00	
VGE	ASX Internal	VANGUARD FTSE EMERGING MARKETS SHARES ETF	655	66.990	76.31	49,982.58	43,878.450	-6,104.13	-12.21%	9.24%	35.533	1.885	202.84	0.00%	3.03	
VGS	ASX Internal	VANGUARD MSCI INDEX INTERNATIONAL SHARES ETF	994	88.820	100.54	99,937.23	88,287.080	-11,650.15	-11.66%	18.60%	8.744	10.157	160.78	0.00%	1.81	
Total							474,656.52								2.15	

* Fundamental data is current data as at 03/03/2023

International Equities Report

Security code	Sector	Company name	Quantity	Last Price	Average Cost AUD	Cost Value AUD	Market Value AUD	Gain/loss AUD	Gain/loss (%)	Holdings (%)	Price to earnings* share*	Earnings per share*	Current dividends (c)*	Franking (%)*	Dividend yield (%)*	FX Rate
No International Equities																

No International Equities

* Fundamental data is current data as at 03/03/2023

While every effort has been made to provide you with an accurate transaction summary, we give no warranty of accuracy or reliability and take no responsibility for any errors or omissions including by negligence. You should confirm the information, holdings and valuations contained herein. All prices and values are denominated in AUD unless otherwise indicated. CMC Markets Stockbroking is the trading name of CMC Markets Stockbroking Limited (ABN 69 081 002 851, AFSL No. 246381), a Participant of the Australian Stock Exchange (ASX Group).

Generated : 03/03/2023 12:11 PM

77700 - Shares in Listed Companies (Overseas)

2022 Financial Year

Preparer Louise Barlow

Reviewer Sam Greco

Status Ready for Review

Account Code	Description	CY Units	CY Balance	LY Units	LY Balance	Change
WUC	Western Uranium & Vanadium Corp.	440.000000	\$567.60	440.000000	\$1,156.90	(50.94)%
TOTAL		CY Units	CY Balance	LY Units	LY Balance	
		440.000000	\$567.60	440.000000	\$1,156.90	

Supporting Documents

- Investment Movement Report [Report](#)
- Western Uranium - Canadian exchange Rate.pdf
- Western Uranium & Vanadium Corp. _ CSE - Canadian Securities Exchange.pdf

Standard Checklist

- Attach copies of Statements and Source Documentation
- Attach Investment Movement Report
- Ensure all Investments are valued at June 30 in Australian Dollars
- Ensure the investment is in accordance with the Fund's investment strategy
- Ensure the investment is in accordance with the SIS Act

John & Donna Larder Superannuation Fund

Investment Movement Report

As at 30 June 2022

Investment	Opening Balance		Additions		Disposals			Closing Balance		
	Units	Cost	Units	Cost	Units	Cost	Accounting Profit/(Loss)	Units	Cost	Market Value
Bank Accounts										
ANZ Cash Investment Account *5631				548,056.08		(547,455.79)			600.29	600.29
ANZ E*Trade Cash Inv Account 1827-63323		0.11		10,000.00					10,000.11	10,000.11
Cash - Wealth+ Portfolio		22,081.33		1,601,186.58		(1,622,755.83)			512.08	512.08
Cash at Bank - ANZ Acc 4849-54504		0.60		563,216.58		(558,677.06)			4,540.12	4,540.12
		22,082.04		2,722,459.24		(2,728,888.68)			15,652.60	15,652.60
Managed Investments (Australian)										
MorgansWealth+ - Morgans Wealth Plus portfolio	1.00	387,402.37		46,840.90		(399,816.77)	0.00	1.00	34,426.50	0.00
		387,402.37		46,840.90		(399,816.77)	0.00		34,426.50	0.00
Shares in Listed Companies (Australian)										
BRN.AX - Brainchip Holdings Ltd			6,627.00	9,861.05				6,627.00	9,861.05	5,301.60
CU6.AX - Clarity Pharmaceuticals Ltd			12,018.00	9,819.62				12,018.00	9,819.62	6,129.18
IMM.AX - Immutep Limited			15,091.00	4,773.62				15,091.00	4,773.62	4,376.39
IOZ.AX - Ishares Core S&p/asx 200 Etf			4,118.00	119,960.92				4,118.00	119,960.92	112,339.04

John & Donna Larder Superannuation Fund Investment Movement Report

As at 30 June 2022

Investment	Opening Balance		Additions		Disposals			Closing Balance		Market Value
	Units	Cost	Units	Cost	Units	Cost	Accounting Profit/(Loss)	Units	Cost	
			1,560.00	49,943.68				1,560.00	49,943.68	41,667.60
GAME.AX - Betashares Video Games And Esports Etf			815.00	9,976.10				815.00	9,976.10	7,661.00
FANG.AX1 - Global X Fang+ Etf			3,165.00	49,871.90				3,165.00	49,871.90	37,505.25
IHD.AX - Ishares S&p/asx Div Opportunities Esg Screened Etf			4,465.00	59,803.04				4,465.00	59,803.04	57,107.35
VGE.AX - Vanguard Ftse Emerging Markets Shares Etf			655.00	49,982.58				655.00	49,982.58	43,878.45
VGS.AX - Vanguard Msci Index International Shares Etf			994.00	99,937.23				994.00	99,937.23	88,287.08
				389,151.73					389,151.73	331,730.79
	412,832.91			3,316,749.99		(3,128,705.45)	0.00		600,877.45	490,876.72

Western Uranium & Vanadium Corp.

Status: Active - Industry: Mining - Symbol: WUC

CSE Index: CSE Composite Currency: CAD



Western Uranium is the issuer resulting from a transaction between Homeland Uranium Inc. and Pinon Ridge Mining LLC. following the acquisition of Pinon Ridge Mining LLC at \$3.00 per share (post consolidation price) and a name change to "Western Uranium Corporation". On October 1, 2018, the Company changed its name to "Western Uranium & Vanadium Corp."

Home (/en) > Listings (/en/listings) > Mining (/en/listings/mining) > Western Uranium & Vanadium Corp.

Western Uranium & Vanadium Corp. (WUC)

0.92

-0.04 (-4.17%)

Fullscreen

1D 5D 1M 3M 6M YTD 1Y 3Y 5Y 10Y DAILY



*Financial charts powered by Quotemedia.com (<http://www.quotemedia.com>). All right reserved. View the Terms (<http://www.quotemedia.com/termsfuse.php>) of Use. Data delayed 15 minutes unless indicated.

Quote

We use cookies on this site to enhance your user experience

OK, I agree

No, thanks

CSE

CSE2

By clicking "Agree," you accept the use of cookies on this site.

More information

Quote: 15.0241 ET

Bid Size 7,500	Bid Price 0.87
Ask Price 0.93	Ask Size 4,000
Volume 97,060	Last Price 0.92
Tick	Net Change -0.04
Prev Close 0.96	Open 0.99
Day High 0.99	Day Low 0.92
52 Week High 2.97	52 Week Low 0.92

*Note: Bid Size and Ask Size fields are displayed as actual quantities

Depth Display By Order

WUC / Last Updated: 15:59:41 ET

CSE CSE2

Bid Broker	Bid Size	Bid Price	Ask Price	Ask Size	Ask Broker
CIBC World Markets Inc.	500	0.87	0.93	3,000	CIBC World Markets Inc.
CIBC World Markets Inc.	3,000	0.87	0.93	500	RBC Capital Markets
Scotia Capital Inc.	2,000	0.87	0.93	500	RBC Capital Markets
CIBC World Markets Inc.	2,000	0.87	0.94	1,000	Anonymous
RBC Capital Markets	1,000	0.86	0.94	4,500	Scotia Capital Inc.
Fidelity Clearing Canada ULC	4,000	0.85	0.95	500	CIBC World Markets Inc.
BMO Nesbitt Burns Inc.	1,000	0.85	0.96	2,000	Anonymous
Scotia Capital Inc.	1,000	0.85	0.97	3,000	Anonymous
Merrill Lynch Canada Inc.	500	0.85	0.97	5,000	TD Securities Inc.
CIBC World Markets Inc.	500	0.84	0.99	8,000	BMO Nesbitt Burns Inc.

Depth Display By Price

By clicking "Agree," you accept the use of cookies on this site.

WUC / Last Updated: 15:59:41 ET

CSE CSE2

Bid Count	Bid Size	Bid Price	Ask Price	Ask Size	Ask Count
4	7,500	0.87	0.93	4,000	3
1	1,000	0.86	0.94	5,500	2
4	6,500	0.85	0.95	500	1
1	500	0.84	0.96	2,000	1
1	3,000	0.83	0.97	8,000	2

Recent Trades

WUC / Last Updated: 15:58:01 ET


Last 5 Last 10 Last 25

Date/Time	Price	Change	Volume	Buyer	Seller	Venue
Mar 8, 6:58	0.92	-0.04	500	CIBC World Markets Inc.	CIBC World Markets Inc.	CSE
Mar 8, 6:58	0.92	-0.04	500	CIBC World Markets Inc.	CIBC World Markets Inc.	CSE
Mar 8, 6:58	0.92	-0.04	1,000	CIBC World Markets Inc.	CIBC World Markets Inc.	CSE
Mar 8, 6:58	0.92	-0.04	3,000	Fidelity Clearing Canada ULC	CIBC World Markets Inc.	CSE
Mar 8, 6:58	0.92	-0.04	1,000	Scotia Capital Inc.	CIBC World Markets Inc.	CSE

SEDAR Information


Filing Type **Any** - [News Releases](#) - [Management's Discussion & Analysis](#) - [Financial Statements](#) - [Material Change Report](#)

Timeframe [1 week](#) - [1 month](#) - [3 month](#) - [6 month](#) - [1 year](#) - [All Time](#)

 [News release - English \(https://sedar-filings-backup.thecse.com/00026200/2301250822445683.pdf\)](https://sedar-filings-backup.thecse.com/00026200/2301250822445683.pdf)

Western Uranium & Vanadium Corp.

Date: Jan 26, 2023

 [News release - English \(https://sedar-filings-backup.thecse.com/00026200/2301231042512538.pdf\)](https://sedar-filings-backup.thecse.com/00026200/2301231042512538.pdf)

Western Uranium & Vanadium Corp.

Date: Jan 24, 2023

Enter symbol, name or keyword

Company Info

Address
1400 - 330 Bay Street
Toronto, ON M5H 2S8

Canada By clicking "Agree," you accept the use of cookies on this site.

Email

We use cookies on this site to enhance your user experience

gglasier@western-uranium.com (mailto:gglasier@western-uranium.com)

Website

<http://western-uranium.com> (<http://western-uranium.com>)

Listing date

Monday, November 24, 2014

Auditor

MNP LLP

Advertisement



Capitalization

Issued & Outstanding:

43,602,565

Reserved for Issuance:

14,632,331

News Releases

25/01/2023

Western Uranium & Vanadium Corp. Processing Facility Update
(https://webfiles.thecse.com/2023.01.25_WUC_Press_Release_FINAL.pdf?AoXPQ9RNjYQGFXyWX16iN7zqtmetUd2m)

23/01/2023

Western Uranium & Vanadium Corp. Announces Utah Processing Plant
(https://webfiles.thecse.com/2023.01.23_WUC_Press_Release_FINAL.pdf?sc2BrrBvvjDttwXewqwCEY6eCH9E8vyZ)

[View All](#)

Bulletins

03/10/2018

[2018-1003 – Name Change - Western Uranium Corporation \(WUC\)](/en/about/publications/bulletins/2018-1003-name-change-western-uranium-corporation-wuc)
(</en/about/publications/bulletins/2018-1003-name-change-western-uranium-corporation-wuc>)
Le 3 octobre/October 2018

By clicking "Agree", you accept the use of cookies on this site. Western Uranium Corporation has announced a name change to Western Uranium & Vanadium Corp.

Shares will begin trading under the new name on October 4, 2018.

The symbol will remain "WUC".

Disclosure documents are available at www.thecse.com.

Please note that all open orders will be cancelled at the end of business on October 3, 2018. Dealers are reminded to re-enter their orders.

[View All](#)

CSE Filings

[Form 7 \(February 2023\) \(https://webfiles.thecse.com/Western - Form 7 - Monthly Progress Report February 2023.pdf?UenTRVa47WGHlvjO8tbvDoDDa6Osi zp\)](https://webfiles.thecse.com/Western - Form 7 - Monthly Progress Report February 2023.pdf?UenTRVa47WGHlvjO8tbvDoDDa6Osi zp)

[Form 7 \(January 2023\) \(https://webfiles.thecse.com/01. Western - Form 7 - Monthly Progress Report January 2023.pdf?4Uo4M.8nC0vWFgF4akqVky8daCwQpHuC\)](https://webfiles.thecse.com/01. Western - Form 7 - Monthly Progress Report January 2023.pdf?4Uo4M.8nC0vWFgF4akqVky8daCwQpHuC)

[Form 7 \(December 2022\) \(https://webfiles.thecse.com/12. Western - Form 7 - Monthly Progress Report December 2022.pdf?qGc8zYyahBfK7eDpn18x6EP3aT4NCMTw\)](https://webfiles.thecse.com/12. Western - Form 7 - Monthly Progress Report December 2022.pdf?qGc8zYyahBfK7eDpn18x6EP3aT4NCMTw)

[Form 7 \(November 2022\) \(https://webfiles.thecse.com/Western - Form 7 - Monthly Progress Report November 2022.pdf?NeB1PANoMcWm9JbssUQg6EPRcVTDNGdX\)](https://webfiles.thecse.com/Western - Form 7 - Monthly Progress Report November 2022.pdf?NeB1PANoMcWm9JbssUQg6EPRcVTDNGdX)

[Form 5 - Quarterly Listing Statement \(Q3-2022\) \(https://webfiles.thecse.com/Form 5 - Quarterly Listing Statement Q3-2022.pdf?Z5LpKVflygpw0Nm0fEd8kSdyb5uGxsMk\)](https://webfiles.thecse.com/Form 5 - Quarterly Listing Statement Q3-2022.pdf?Z5LpKVflygpw0Nm0fEd8kSdyb5uGxsMk)

[View All](#)

Advertisement



**Stay Updated on
Our Growing Market**

Learn about the companies
powering Canada's leading
growth-oriented stock
exchange.

CSE ▶ TV **WATCH NOW**

CSE **CANADIAN[®]
SECURITIES
EXCHANGE**
The Exchange For Entrepreneurs
(/en)

We use cookies on this site to enhance your user experience

By clicking "Agree," you accept the use of cookies on this site.

Connect with us:

info@thecse.com (mailto:info@thecse.com?subject=Contact)

Toronto 416-572-2000

Vancouver 604-331-1213

© 2023 CNSX Markets Inc. All Rights Reserved

[Contact us \(/en/about/contact\)](/en/about/contact) [Copyright \(/en/copyright\)](/en/copyright) [Terms of use \(/en/terms-of-use\)](/en/terms-of-use) [Privacy \(/en/privacy\)](/en/privacy)

[Disclaimer \(/en/disclaimer\)](/en/disclaimer)

We use cookies on this site to enhance your user experience

By clicking "Agree," you accept the use of cookies on this site.



Rates for financial year ending 30 June 2022

See the foreign exchange rates listed by country for the financial year ending 30 June 2022.

Foreign currency exchange rates for financial year 2022 – foreign currency equivalent to 1 AUD.

Country	Average rate for year ended 31 Dec 21	Average rate for year ended 30 Jun 22	Nearest actual exchange rate 31 Dec 21	Nearest actual exchange rate 30 Jun 22	Currency
Canada	0.9418	0.9184	0.9245	0.8885	Canadian dollar
China	4.8473	4.6849	4.6250	4.6122	Renminbi
Europe	0.6351	0.6440	0.6411	0.6589	Euro
Hong Kong	5.8405	5.6645	5.6584	5.4058	Hong Kong dollar
India	55.5354	54.6773	53.9000	54.3700	Indian Rupee
Indonesia	10,748.6667	10,442.5020	10,359.0000	10,253.0000	Rupiah
Japan	82.4940	85.1057	83.5200	93.9500	Yen
Malaysia	3.1134	3.0698	3.0301	3.0353	Malaysian ringgit
Taiwan	20.9911	20.5205	20.0800	20.4900	New Taiwan dollar

77800 - Shares in Unlisted Private Companies (Australian)

2022 Financial Year

Preparer Louise Barlow

Reviewer Sam Greco

Status Ready for Review

Account Code	Description	CY Units	CY Balance	LY Units	LY Balance	Change
NEONCAP	Neon Capital Ltd	1050.000000		1050.000000		0%
TOTAL		CY Units	CY Balance	LY Units	LY Balance	
		1050.000000		1050.000000		

Supporting Documents

- Investment Movement Report [Report](#)
- Neon Capital Ltd.pdf

Standard Checklist

- Attach copies of Statements and Source Documentation
- Attach Investment Movement Report
- Ensure all Investments are valued correctly at June 30
- Ensure the investment is in accordance with the Fund's investment strategy
- Ensure the investment is in accordance with the SIS Act

John & Donna Larder Superannuation Fund

Investment Movement Report

As at 30 June 2022

Investment	Opening Balance		Additions		Disposals			Closing Balance		
	Units	Cost	Units	Cost	Units	Cost	Accounting Profit/(Loss)	Units	Cost	Market Value
Bank Accounts										
ANZ Cash Investment Account *5631				548,056.08		(547,455.79)			600.29	600.29
ANZ E*Trade Cash Inv Account 1827-63323		0.11		10,000.00					10,000.11	10,000.11
Cash - Wealth+ Portfolio		22,081.33		1,601,186.58		(1,622,755.83)			512.08	512.08
Cash at Bank - ANZ Acc 4849-54504		0.60		563,216.58		(558,677.06)			4,540.12	4,540.12
		22,082.04		2,722,459.24		(2,728,888.68)			15,652.60	15,652.60
Managed Investments (Australian)										
MorgansWealth+ - Morgans Wealth Plus portfolio	1.00	387,402.37		46,840.90		(399,816.77)	0.00	1.00	34,426.50	0.00
		387,402.37		46,840.90		(399,816.77)	0.00		34,426.50	0.00
Shares in Listed Companies (Australian)										
BRN.AX - Brainchip Holdings Ltd			6,627.00	9,861.05				6,627.00	9,861.05	5,301.60
CU6.AX - Clarity Pharmaceuticals Ltd			12,018.00	9,819.62				12,018.00	9,819.62	6,129.18
IMM.AX - Immutep Limited			15,091.00	4,773.62				15,091.00	4,773.62	4,376.39
IOZ.AX - Ishares Core S&p/asx 200 Etf			4,118.00	119,960.92				4,118.00	119,960.92	112,339.04

John & Donna Larder Superannuation Fund Investment Movement Report

As at 30 June 2022

Investment	Opening Balance		Additions		Disposals			Closing Balance		Market Value
	Units	Cost	Units	Cost	Units	Cost	Accounting Profit/(Loss)	Units	Cost	
			1,560.00	49,943.68				1,560.00	49,943.68	41,667.60
GAME.AX - Betashares Video Games And Esports Etf			815.00	9,976.10				815.00	9,976.10	7,661.00
FANG.AX1 - Global X Fang+ Etf			3,165.00	49,871.90				3,165.00	49,871.90	37,505.25
IHD.AX - Ishares S&p/asx Div Opportunities Esg Screened Etf			4,465.00	59,803.04				4,465.00	59,803.04	57,107.35
VGE.AX - Vanguard Ftse Emerging Markets Shares Etf			655.00	49,982.58				655.00	49,982.58	43,878.45
VGS.AX - Vanguard Msci Index International Shares Etf			994.00	99,937.23				994.00	99,937.23	88,287.08
				389,151.73					389,151.73	331,730.79
	412,832.91			3,316,749.99		(3,128,705.45)	0.00		600,877.45	490,876.72



MARKET RELEASE

24 February 2017

Neon Capital Limited

**REMOVAL FROM OFFICIAL LIST –
FROM CLOSE OF TRADING ON 24 FEBRUARY 2017**

The securities of Neon Capital Limited (the “Company”) will be removed from the official list of ASX Limited at the close of trading today, Friday 24 February 2017, in accordance with listing rule 17.11 pursuant to the Company’s request for removal from official quotation.

Security Code: NEN

Dawn James

Adviser, Listings Compliance (Perth)

For personal use only

78200 - Units in Listed Unit Trusts (Australian)

2022 Financial Year

Preparer Louise Barlow

Reviewer Sam Greco

Status Ready for Review

Account Code	Description	CY Units	CY Balance	LY Units	LY Balance	Change
BNKS.AX	Betashares Global Banks Etf - Currency Hedged	7014.000000	\$40,751.34			100%
DRIV.AX	Betashares Electric Vehicles And Ftr Mobility Etf	916.000000	\$7,804.32			100%
FANG.AX1	Global X Fang+ Etf	3165.000000	\$37,505.25			100%
GAME.AX	Betashares Video Games And Esports Etf	815.000000	\$7,661.00			100%
IHD.AX	Ishares S&p/asx Div Opportunities Esg Screened Etf	4465.000000	\$57,107.35			100%
IPAY.AX	Betashares Future Of Payments Etf	862.000000	\$7,068.40			100%
NDQ.AX1	Betashares Nasdaq 100 Etf	1560.000000	\$41,667.60			100%
VGE.AX	Vanguard Ftse Emerging Markets Shares Etf	655.000000	\$43,878.45			100%
VGS.AX	Vanguard Msci Index International Shares Etf	994.000000	\$88,287.08			100%
	TOTAL	CY Units	CY Balance	LY Units	LY Balance	
		20446.000000	\$331,730.79			

Supporting Documents

◦ Investment Movement Report [Report](#)

- 2022 ANZ CMC Financial Year Summary.pdf

Standard Checklist

- Attach copies of Statements and Source Documentation
- Attach Investment Movement Report
- Ensure all Investments are valued correctly at June 30
- Ensure the investment is in accordance with the Fund's investment strategy
- Ensure the investment is in accordance with the SIS Act

John & Donna Larder Superannuation Fund

Investment Movement Report

As at 30 June 2022

Investment	Opening Balance		Additions		Disposals			Closing Balance		
	Units	Cost	Units	Cost	Units	Cost	Accounting Profit/(Loss)	Units	Cost	Market Value
Bank Accounts										
ANZ Cash Investment Account *5631				548,056.08		(547,455.79)			600.29	600.29
ANZ E*Trade Cash Inv Account 1827-63323		0.11		10,000.00					10,000.11	10,000.11
Cash - Wealth+ Portfolio		22,081.33		1,601,186.58		(1,622,755.83)			512.08	512.08
Cash at Bank - ANZ Acc 4849-54504		0.60		563,216.58		(558,677.06)			4,540.12	4,540.12
		22,082.04		2,722,459.24		(2,728,888.68)			15,652.60	15,652.60
Managed Investments (Australian)										
MorgansWealth+ - Morgans Wealth Plus portfolio	1.00	387,402.37		46,840.90		(399,816.77)	0.00	1.00	34,426.50	0.00
		387,402.37		46,840.90		(399,816.77)	0.00		34,426.50	0.00
Shares in Listed Companies (Australian)										
BRN.AX - Brainchip Holdings Ltd			6,627.00	9,861.05				6,627.00	9,861.05	5,301.60
CU6.AX - Clarity Pharmaceuticals Ltd			12,018.00	9,819.62				12,018.00	9,819.62	6,129.18
IMM.AX - Immutep Limited			15,091.00	4,773.62				15,091.00	4,773.62	4,376.39
IOZ.AX - Ishares Core S&p/asx 200 Etf			4,118.00	119,960.92				4,118.00	119,960.92	112,339.04

John & Donna Larder Superannuation Fund Investment Movement Report

As at 30 June 2022

Investment	Opening Balance		Additions		Disposals			Closing Balance		Market Value
	Units	Cost	Units	Cost	Units	Cost	Accounting Profit/(Loss)	Units	Cost	
			1,560.00	49,943.68				1,560.00	49,943.68	41,667.60
GAME.AX - Betashares Video Games And Esports Etf			815.00	9,976.10				815.00	9,976.10	7,661.00
FANG.AX1 - Global X Fang+ Etf			3,165.00	49,871.90				3,165.00	49,871.90	37,505.25
IHD.AX - Ishares S&p/asx Div Opportunities Esg Screened Etf			4,465.00	59,803.04				4,465.00	59,803.04	57,107.35
VGE.AX - Vanguard Ftse Emerging Markets Shares Etf			655.00	49,982.58				655.00	49,982.58	43,878.45
VGS.AX - Vanguard Msci Index International Shares Etf			994.00	99,937.23				994.00	99,937.23	88,287.08
				389,151.73					389,151.73	331,730.79
	412,832.91			3,316,749.99		(3,128,705.45)	0.00		600,877.45	490,876.72



MRS DONNA MAREE LARDER + MR JOHN E R LARDER <JOHN & DONNA LARDER SUF A/C>
10 EDEN DRIVE
EATONS HILL QLD 4037
AUSTRALIA

Portfolio Report

At close of business: 30/06/2022
Trading Account Number: 656234

Summary

Description	Market Value (AUD)	Income Yield (%)
Australian Shares	474,656.52	2.15
International Shares	0.00	N/A
Total Market Value of Shares	474,656.52	N/A
Bank Balance	600.29	N/A
Total	475,256.81	N/A

While every effort has been made to provide you with an accurate transaction summary, we give no warranty of accuracy or reliability and take no responsibility for any errors or omissions including by negligence. You should confirm the information, holdings and valuations contained herein. All prices and values are denominated in AUD unless otherwise indicated. CMC Markets Stockbroking Limited (ABN 69 081 002 851, AFSL No. 246381), a Participant of the Australian Stock Exchange (ASX Group).



MRS DONNA MAREE LARDER + MR JOHN E R LARDER <JOHN & DONNA LARDER SUF A/C>
 10 EDEN DRIVE
 EATONS HILL QLD 4037
 AUSTRALIA

Portfolio Report

At close of business: 30/06/2022
 Trading Account Number: 656234

Domestic Equities Report

Security code	Sector	Company name	Quantity	Last Price	Average Cost AUD	Cost Value AUD	Market Value AUD	Gain/loss AUD	Gain/loss (%)	(%) of Holdings	Price to earnings*	Earnings per share*	Current dividends (c)*	Franking (%)*	Dividend yield (%)*	FX Rate
BNKS	ASX Internal	BETASHARES GLOBAL BANKS ETF - CURRENCY HEDGED	7,014	5.810	7.10	49,783.96	40,751.340	-9,032.62	-18.14%	8.59%		0.000	0.00	0.00%		0.00
BRN	Information Technology	BRAINCHIP HOLDINGS LTD	6,627	0.800	1.49	9,861.05	5,301.600	-4,559.45	-46.24%	1.12%		-0.018	0.00	0.00%		0.00
CU6	Health Care	CLARITY PHARMACEUTICALS LTD	12,018	0.510	0.82	9,819.62	6,129.180	-3,690.44	-37.58%	1.29%		-0.082	0.00	0.00%		0.00
DRIV	ASX Internal	BETASHARES ELECTRIC VEHICLES AND FTR MOBILITY ETF	916	8.520	10.80	9,894.43	7,804.320	-2,090.11	-21.12%	1.64%		-0.012	0.00	0.00%		0.00
FANG	ASX Internal	GLOBAL X FANG+ ETF	3,165	11.850	15.76	49,871.90	37,505.250	-12,366.65	-24.80%	7.90%		0.000	0.00	0.00%		0.00
GAME	ASX Internal	BETASHARES VIDEO GAMES AND ESPORTS ETF	815	9.400	12.24	9,976.10	7,661.000	-2,315.10	-23.21%	1.61%		0.000	0.00	0.00%		0.00
IHD	ASX Internal	ISHARES S&P/ASX DIV OPPORTUNITIES ESG SCREENED ETF	4,465	12.790	13.39	59,803.04	57,107.350	-2,695.69	-4.51%	12.03%		-0.073	89.29	93.98%		6.98
IMM	Health Care	IMMUTEP LIMITED	15,091	0.290	0.32	4,773.62	4,376.390	-397.23	-8.32%	0.92%		-0.042	0.00	0.00%		0.00
IOZ	ASX Internal	ISHARES CORE S&P/ASX 200 ETF	4,118	27.280	29.13	119,960.92	112,339.040	-7,621.88	-6.35%	23.67%		-0.188	177.97	74.37%		6.52
IPAY	ASX Internal	BETASHARES FUTURE OF PAYMENTS ETF	862	8.200	11.55	9,958.81	7,068.400	-2,890.41	-29.02%	1.49%		0.000	0.00	0.00%		0.00
LOV	Consumer Discretionary	LOVISA HOLDINGS LIMITED	374	13.810	13.32	4,980.07	5,164.940	184.87	3.71%	1.09%	21.256	0.650	75.00	100.00%		5.43
NDQ	ASX Internal	BETASHARES NASDAQ 100	1,560	26.710	32.02	49,943.68	41,667.600	-8,276.08	-16.57%	8.78%		-4.640	87.26	0.00%		3.27

While every effort has been made to provide you with an accurate transaction summary, we give no warranty of accuracy or reliability and take no responsibility for any errors or omissions including by negligence. You should confirm the information, holdings and valuations contained herein. All prices and values are denominated in AUD unless otherwise indicated. CMC Markets Stockbroking is the trading name of CMC Markets Stockbroking Limited (ABN 69 081 002 851, AFSL No. 246381), a Participant of the Australian Stock Exchange (ASX Group).



MRS DONNA MAREE LARDER + MR JOHN E R LARDER <JOHN & DONNA LARDER SUF A/C>
 10 EDEN DRIVE
 EATONS HILL QLD 4037
 AUSTRALIA

Portfolio Report

At close of business: 30/06/2022
 Trading Account Number: 656234

Security code	Sector	Company name	Quantity	Last Price	Average Cost AUD	Cost Value AUD	Market Value AUD	Gain/loss AUD	Gain/loss (%)	Holdings (%)	Price to earnings* share*	Earnings per share*	Current dividends (c)*	Franking (%)*	Dividend yield (%)*	FX Rate
ETF																
TAH	Consumer Discretionary	TABCORP HOLDINGS LIMITED	3,864	1.065	1.02	3,941.91	4,115.160	173.25	4.40%	0.87%	0.349	3.054	7.80	100.00%	7.32	
TLX	Health Care	TELEX PHARMACEUTICALS LIMITED	1,214	4.530	4.09	4,960.93	5,499.420	538.49	10.85%	1.16%	-0.335	0.00	0.00	0.00%	0.00	
VGE	ASX Internal	VANGUARD FTSE EMERGING MARKETS SHARES ETF	655	66.990	76.31	49,982.58	43,878.450	-6,104.13	-12.21%	9.24%	35.533	1.885	202.84	0.00%	3.03	
VGS	ASX Internal	VANGUARD MSCI INDEX INTERNATIONAL SHARES ETF	994	88.820	100.54	99,937.23	88,287.080	-11,650.15	-11.66%	18.60%	8.744	10.157	160.78	0.00%	1.81	
Total							474,656.52								2.15	

* Fundamental data is current data as at 03/03/2023

International Equities Report

Security code	Sector	Company name	Quantity	Last Price	Average Cost AUD	Cost Value AUD	Market Value AUD	Gain/loss AUD	Gain/loss (%)	Holdings (%)	Price to earnings* share*	Earnings per share*	Current dividends (c)*	Franking (%)*	Dividend yield (%)*	FX Rate
No International Equities																

No International Equities

* Fundamental data is current data as at 03/03/2023

While every effort has been made to provide you with an accurate transaction summary, we give no warranty of accuracy or reliability and take no responsibility for any errors or omissions including by negligence. You should confirm the information, holdings and valuations contained herein. All prices and values are denominated in AUD unless otherwise indicated. CMC Markets Stockbroking is the trading name of CMC Markets Stockbroking Limited (ABN 69 081 002 851, AFSL No. 246381), a Participant of the Australian Stock Exchange (ASX Group).

Generated : 03/03/2023 12:11 PM

84000 - GST Payable/Refundable

2022 Financial Year

Preparer Louise Barlow

Reviewer Sam Greco

Status Ready for Review

Account Code	Description	CY Balance	LY Balance	Change
84000	GST Payable/Refundable	\$56.67	\$291.08	(80.53)%
TOTAL		CY Balance	LY Balance	
		\$56.67	\$291.08	

Supporting Documents

- Activity Preparation Report - Detailed [Report](#)
- Activity Preparation Report [Report](#)

Standard Checklist

- Attach copy of Activity Preparation Report
- Attach copy of Activity Preparation Report - Detailed
- Confirm Transactions in ATO Portal

John & Donna Larder Superannuation Fund

Activity Statement Preparation Report

For The Period 01 July 2021 - 30 June 2022

Description	Reference	Gross(Inc GST)	GST
Income			
Sales			
Total Sales	G1	0.00	
Total GST collected on Sales	1A		0.00
Expenses			
Capital Purchases			
Total Capital Purchases	G10	0.00	
Non Capital Purchases			
Insurance		320.00	0.00
Morgans Wealth Plus fees		440.30	30.02
		126.50	8.63
		451.26	30.77
		126.50	8.63
		508.50	34.67
		126.50	8.63
		462.72	31.55
		126.50	8.63
		(1,518.00)	(103.50)
		(506.00)	(34.50)
		482.56	32.90
		2.31	0.16
Brainchip Holdings Ltd		19.96	
Clarity Pharmaceuticals Ltd		24.95	
Immutep Limited		19.95	
Ishares Core S&p/asx 200 Etf		109.87	
		29.95	
Lovisa Holdings Limited		19.95	
Tabcorp Holdings Limited		19.95	
Telix Pharmaceuticals Limited		19.95	
ETF Managers Group LLC - ETFMG Prime Mobile Payments ETF		19.95	
Betashares Electric Vehicles And Ftr Mobility Etf		19.95	

Description	Reference	Gross(Inc GST)	GST
Betashares Global Banks Etf - Currency Hedged		54.70	
Betashares Nasdaq 100 Etf		54.88	
Betashares Video Games And Esports Etf		24.95	
Global X Fang+ Etf		54.80	
Ishares S&p/asx Div Opportunities Esg Screened Etf		54.59	
		19.95	
Vanguard Ftse Emerging Markets Shares Etf		54.94	
Vanguard Msci Index International Shares Etf		109.81	
Total Non Capital Purchases	G11	<u>1,882.70</u>	
Total GST Paid on Purchases	1B		<u>56.59</u>

John & Donna Larder Superannuation Fund

Detailed Activity Statement Preparation

For The Period 01 July 2021 - 30 June 2022

Description	Reference	Gross(Inc GST)	GST Rate	GST
Income				
Sales				
Total Sales	G1	0.00		
Total GST collected on Sales	1A			0.00
Expenses				
Capital Purchases				
Total Capital Purchases	G10	0.00		
Non Capital Purchases				
Insurance				
Insurance				
27/06/2022 ANZ INTERNET BANKING BPAY AUDIT SHIELD {168535} EF		320.00	75%	0.00
		320.00		0.00
		320.00		0.00
Managed Investments (Australian)				
Morgans Wealth Plus portfolio				
		0.00		0.00
		0.00		0.00
Morgans Wealth Plus fees				
Morgans Wealth Plus fees				
30/07/2021	Wealth+ fees July 2021	440.30	75%	30.02
30/07/2021	Wealth+ SMSF Admin Fee Jul 2021	126.50	75%	8.63
31/08/2021	Wealth+ fees August 2021	451.26	75%	30.77
31/08/2021	Wealth+ SMSF Admin Fee Aug 2021	126.50	75%	8.63
30/09/2021	Wealth+ fees September 2021	508.50	75%	34.67
30/09/2021	Wealth+ SMSF Admin Fee Sep 2021	126.50	75%	8.63
29/10/2021	Wealth+ fees - October 2021	462.72	75%	31.55
29/10/2021	Wealth+ SMSF Admin Fee Oct 2021	126.50	75%	8.63
09/11/2021	Wealth+ SMSF Admin Fee Refund FY 2020/21	(1,518.00)	75%	(103.50)
09/11/2021	Wealth+ SMSF Admin Fee Refund FY 2021/22	(506.00)	75%	(34.50)
30/11/2021	Wealth+ fees - November 2021	482.56	75%	32.90
31/12/2021	Wealth+ fees - December 2021	2.31	75%	0.16
		829.65		56.59

John & Donna Larder Superannuation Fund

Detailed Activity Statement Preparation

For The Period 01 July 2021 - 30 June 2022

Description	Reference	Gross(Incl GST)	GST Rate	GST
		829.65		56.59
Shares in Listed Companies (Australian)				
Brainchip Holdings Ltd				
03/02/2022	SHARE TRADE WITHDRAWAL TO CMC MARKETS STOC C178788	19.96	N/A	
		19.96		0.00
Clarity Pharmaceuticals Ltd				
12/01/2022	SHARE TRADE WITHDRAWAL TO CMC MARKETS STOC C175713	24.95	N/A	
		24.95		0.00
Immutep Limited				
24/06/2022	SHARE TRADE WITHDRAWAL TO CMC MARKETS STOC C195225	19.95	N/A	
		19.95		0.00
Ishares Core S&p/asx 200 Etf				
31/01/2022	SHARE TRADE WITHDRAWAL TO CMC MARKETS STOC C178196	109.87	N/A	
23/03/2022	SHARE TRADE WITHDRAWAL TO CMC MARKETS STOC C184596	29.95	N/A	
		139.82		0.00
Lovisa Holdings Limited				
24/06/2022	SHARE TRADE WITHDRAWAL TO CMC MARKETS STOC C195225	19.95	N/A	
		19.95		0.00
Tabcorp Holdings Limited				
14/06/2022	SHARE TRADE WITHDRAWAL TO CMC MARKETS STOC C193756	19.95	N/A	
		19.95		0.00
Telix Pharmaceuticals Limited				
24/06/2022	SHARE TRADE WITHDRAWAL TO CMC MARKETS STOC C195226	19.95	N/A	
		19.95		0.00
		264.53		0.00
Shares in Listed Companies (Overseas)				
ETF Managers Group LLC - ETFMG Prime Mobile Payments ETF				
04/02/2022	SHARE TRADE WITHDRAWAL TO CMC MARKETS STOC C178996	19.95	N/A	
		19.95		0.00
		19.95		0.00
Units in Listed Unit Trusts (Australian)				
Betashares Electric Vehicles And Ftr Mobility Etf				

John & Donna Larder Superannuation Fund

Detailed Activity Statement Preparation

For The Period 01 July 2021 - 30 June 2022

Description	Reference	Gross(Incl GST)	GST Rate	GST
04/02/2022 SHARE TRADE WITHDRAWAL TO CMC MARKETS STOC C178997		19.95	N/A	
		<hr/> 19.95		<hr/> 0.00
Betashares Global Banks Etf - Currency Hedged				
31/01/2022 SHARE TRADE WITHDRAWAL TO CMC MARKETS STOC C178202		54.70	N/A	
		<hr/> 54.70		<hr/> 0.00
Betashares Nasdaq 100 Etf				
31/01/2022 SHARE TRADE WITHDRAWAL TO CMC MARKETS STOC C178210		54.88	N/A	
		<hr/> 54.88		<hr/> 0.00
Betashares Video Games And Esports Etf				
14/02/2022 SHARE TRADE WITHDRAWAL TO CMC MARKETS STOC C179978		24.95	N/A	
		<hr/> 24.95		<hr/> 0.00
Global X Fang+ Etf				
31/01/2022 SHARE TRADE WITHDRAWAL TO CMC MARKETS STOC C178203		54.80	N/A	
		<hr/> 54.80		<hr/> 0.00
Ishares S&p/asx Div Opportunities Esg Screened Etf				
31/01/2022 SHARE TRADE WITHDRAWAL TO CMC MARKETS STOC C178199		54.59	N/A	
23/03/2022 SHARE TRADE WITHDRAWAL TO CMC MARKETS STOC C184597		19.95	N/A	
		<hr/> 74.54		<hr/> 0.00
Vanguard Ftse Emerging Markets Shares Etf				
31/01/2022 SHARE TRADE WITHDRAWAL TO CMC MARKETS STOC C178200		54.94	N/A	
		<hr/> 54.94		<hr/> 0.00
Vanguard Msci Index International Shares Etf				
31/01/2022 SHARE TRADE WITHDRAWAL TO CMC MARKETS STOC C178197		109.81	N/A	
		<hr/> 109.81		<hr/> 0.00
		<hr/> 448.57		<hr/> 0.00
Total Non Capital Purchases	G11	<hr/> 1,882.70		
Total GST Paid on Purchases	1B			<hr/> 56.59

BAS Summary

Total Sales	G1	0.00	Total GST Collected on Sales	1A	0.00
Total Capital Purchases	G10	0.00	Total GST Paid on Purchases	1B	56.59
Total Non Capital Purchases	G11	1,882.70	GST Payable / (Refundable)		(56.59)

85000 - Income Tax Payable/Refundable

2022 Financial Year

Preparer Louise Barlow

Reviewer Sam Greco

Status Ready for Review

Account Code	Description	CY Balance	LY Balance	Change
85000	Income Tax Payable/Refundable	(\$2,175.18)	\$806.94	(369.56)%
TOTAL		CY Balance	LY Balance	
		(\$2,175.18)	\$806.94	

Supporting Documents

- Statement of Taxable Income [Report](#)
- Exempt Pension Reconciliation [Report](#)
- Tax Reconciliation Report [Report](#)
- Non Deductible Expense Reconciliation [Report](#)
- ATO - Income Tax Account.pdf
- ATO - PAYG Instalments report 2022.pdf
- ATO - Integrated Client Account.pdf

Standard Checklist

- Attach Actuarial Certificate (if applicable)
- Attach any other Tax reconciliations
- Attach copy of Exempt Pension Reconciliation (if applicable)
- Attach copy of Non Deductible Expense Reconciliation (if applicable)
- Attach copy of Statement of Taxable Income
- Attach copy of Tax Reconciliation Report
- Confirm Transactions in ATO Portal

John & Donna Larder Superannuation Fund

Exempt Current Pension Income Reconciliation

For The Period 01 July 2021 - 30 June 2022

	Date	Account Code	Account Description	Taxable Amount	Actuary/Pool %	Exempt Amount
Label A						
Final calculations 01 July 2021 - 30 June 2022			Net Capital Gains	7,512.68	0.00 %	0.00
Segment - 01 July 2021 to 30 November 2021						
Label C						
	30/07/2021	25000/MBL979067592	Cash - Wealth+ Portfolio	3.84		
	31/08/2021	25000/MBL979067592	Cash - Wealth+ Portfolio	2.39		
	30/09/2021	25000/MBL979067592	Cash - Wealth+ Portfolio	3.73		
	29/10/2021	25000/MBL979067592	Cash - Wealth+ Portfolio	56.54		
	30/11/2021	25000/MBL979067592	Cash - Wealth+ Portfolio	117.07		
			Total	183.57	0.000 %	0.00
Label J						
	09/07/2021	23900/MorgansWealth+	Morgans Wealth Plus portfolio	45.23		
	21/10/2021	23900/MorgansWealth+	Morgans Wealth Plus portfolio	199.08		
			Total	244.31	0.000 %	0.00
Label K						
	02/07/2021	23900/MorgansWealth+	Morgans Wealth Plus portfolio	615.60		
	02/07/2021	23900/MorgansWealth+	Morgans Wealth Plus portfolio	90.00		
	07/09/2021	23900/MorgansWealth+	Morgans Wealth Plus portfolio	71.20		
	10/09/2021	23900/MorgansWealth+	Morgans Wealth Plus portfolio	252.00		
	21/09/2021	23900/MorgansWealth+	Morgans Wealth Plus portfolio	690.00		
	21/09/2021	23900/MorgansWealth+	Morgans Wealth Plus portfolio	1,800.22		
	23/09/2021	23900/MorgansWealth+	Morgans Wealth Plus portfolio	450.00		
	23/09/2021	23900/MorgansWealth+	Morgans Wealth Plus portfolio	320.00		

John & Donna Larder Superannuation Fund

Exempt Current Pension Income Reconciliation

For The Period 01 July 2021 - 30 June 2022

	Date	Account Code	Account Description	Taxable Amount	Actuary/Pool %	Exempt Amount
Label K						
	29/09/2021	23900/MorgansWealth+	Morgans Wealth Plus portfolio	657.10		
	29/09/2021	23900/MorgansWealth+	Morgans Wealth Plus portfolio	315.00		
	29/09/2021	23900/MorgansWealth+	Morgans Wealth Plus portfolio	78.76		
	15/10/2021	23900/MorgansWealth+	Morgans Wealth Plus portfolio	482.80		
	21/10/2021	23900/MorgansWealth+	Morgans Wealth Plus portfolio	199.08		
			Total	6,021.76	0.000 %	0.00
Label L						
	02/07/2021	23900/MorgansWealth+	Morgans Wealth Plus portfolio	263.83		
	02/07/2021	23900/MorgansWealth+	Morgans Wealth Plus portfolio	38.57		
	07/09/2021	23900/MorgansWealth+	Morgans Wealth Plus portfolio	30.51		
	10/09/2021	23900/MorgansWealth+	Morgans Wealth Plus portfolio	108.00		
	21/09/2021	23900/MorgansWealth+	Morgans Wealth Plus portfolio	295.71		
	21/09/2021	23900/MorgansWealth+	Morgans Wealth Plus portfolio	771.52		
	23/09/2021	23900/MorgansWealth+	Morgans Wealth Plus portfolio	192.86		
	23/09/2021	23900/MorgansWealth+	Morgans Wealth Plus portfolio	137.14		
	29/09/2021	23900/MorgansWealth+	Morgans Wealth Plus portfolio	281.61		
	29/09/2021	23900/MorgansWealth+	Morgans Wealth Plus portfolio	135.00		
	29/09/2021	23900/MorgansWealth+	Morgans Wealth Plus portfolio	33.75		
	15/10/2021	23900/MorgansWealth+	Morgans Wealth Plus portfolio	206.91		
	21/10/2021	23900/MorgansWealth+	Morgans Wealth Plus portfolio	85.32		
			Total	2,580.73	0.000 %	0.00
					Total Segment ECPI *	0.00

John & Donna Larder Superannuation Fund

Exempt Current Pension Income Reconciliation

For The Period 01 July 2021 - 30 June 2022

	Date	Account Code	Account Description	Taxable Amount	Actuary/Pool %	Exempt Amount
Segment - 01 December 2021 to 30 June 2022						
Label C						
	31/12/2021	25000/MBL979067592	Cash - Wealth+ Portfolio	14.63		
	31/12/2021	25000/154985631	ANZ Cash Investment Account *5631	3.15		
	31/12/2021	25000/ANZ182763323	Cash at Bank - ANZ Acc 4849-54504	0.50		
	01/01/2022	25000/MBL979067592	Cash - Wealth+ Portfolio	0.01		
	31/01/2022	25000/154985631	ANZ Cash Investment Account *5631	4.19		
	31/01/2022	25000/ANZ182763323	Cash at Bank - ANZ Acc 4849-54504	0.22		
	08/02/2022	25000/MBL979067592	Cash - Wealth+ Portfolio	0.08		
	28/02/2022	25000/ANZ182763323	Cash at Bank - ANZ Acc 4849-54504	0.23		
	31/03/2022	25000/ANZ182763323	Cash at Bank - ANZ Acc 4849-54504	0.09		
	29/04/2022	25000/ANZ182763323	Cash at Bank - ANZ Acc 4849-54504	0.08		
	31/05/2022	25000/ANZ182763323	Cash at Bank - ANZ Acc 4849-54504	0.12		
	30/06/2022	25000/ANZ182763323	Cash at Bank - ANZ Acc 4849-54504	0.10		
			Total	23.40	0.000 %	0.00
Label D1						
	30/06/2022	23800/GAME.AX	Betashares Video Games And Esports Etf	21.28		
	30/06/2022	23800/DRIV.AX	Betashares Electric Vehicles And Ftr	50.85		
	30/06/2022	23800/VGS.AX	Vanguard Msci Index International Shares	910.59		
	30/06/2022	23800/VGE.AX	Vanguard Ftse Emerging Markets Shares	376.57		
	30/06/2022	23800/MorgansWealth+	Morgans Wealth Plus portfolio	380.28		
	30/06/2022	23800/IHD.AX	Ishares S&p/asx Div Opportunities Esg	79.74		
	30/06/2022	23800/NDQ.AX1	Betashares Nasdaq 100 Etf	131.43		

John & Donna Larder Superannuation Fund

Exempt Current Pension Income Reconciliation

For The Period 01 July 2021 - 30 June 2022

	Date	Account Code	Account Description	Taxable Amount	Actuary/Pool %	Exempt Amount
Label D1						
				Total		0.00
				1,950.74	0.000 %	
Label J						
	21/04/2022	23900/IOZ.AX	Ishares Core S&p/asx 200 Etf	242.09		
	30/06/2022	23900/IOZ.AX	Ishares Core S&p/asx 200 Etf	395.43		
			Total	637.52	0.000 %	0.00
Label K						
	21/04/2022	23900/IOZ.AX	Ishares Core S&p/asx 200 Etf	1,304.82		
	30/06/2022	23900/IOZ.AX	Ishares Core S&p/asx 200 Etf	2,131.26		
			Total	3,436.08	0.000 %	0.00
Label L						
	21/04/2022	23900/IOZ.AX	Ishares Core S&p/asx 200 Etf	559.21		
	30/06/2022	23900/IOZ.AX	Ishares Core S&p/asx 200 Etf	913.40		
			Total	1,472.61	0.000 %	0.00
Label M						
	30/06/2022	23800/MorgansWealth+	Morgans Wealth Plus portfolio	294.92		
	30/06/2022	23800/IHD.AX	Ishares S&p/asx Div Opportunities Esg	3,070.69		
	30/06/2022	23800/NDQ.AX1	Betashares Nasdaq 100 Etf	0.03		
			Total	3,365.64	0.000 %	0.00
					Total Segment ECPI *	0.00

John & Donna Larder Superannuation Fund

Exempt Current Pension Income Reconciliation

For The Period 01 July 2021 - 30 June 2022

Date	Account Code	Account Description	Taxable Amount	Actuary/Pool %	Exempt Amount
				SMSF Annual Return Rounding	0.00
				Total ECPI	0.00

* Total Segment ECPI does not include ECPI amounts from Label A. The total ECPI from Label A is shown separately at the start of the report.

John & Donna Larder Superannuation Fund
Pension Non Deductible Expense Report

For The Period 01 July 2021 - 30 June 2022

	Date	Account Code	Account Description	Amount	Expense %	Deductible	Non Deductible
Segment - 01 July 2021 to 30 November 2021							
Label J							
	01/07/2021	30400	ATO Supervisory Levy	259.00			
			Total	259.00	0.000 %	259.00	0.00
Label L							
	31/08/2021	30902	Morgans Wealth Plus fees	117.87			
	31/08/2021	30902	Morgans Wealth Plus fees	420.49			
	29/10/2021	30902	Morgans Wealth Plus fees	431.17			
	30/09/2021	30902	Morgans Wealth Plus fees	117.87			
	30/11/2021	30902	Morgans Wealth Plus fees	449.66			
	29/10/2021	30902	Morgans Wealth Plus fees	117.87			
	09/11/2021	30902	Morgans Wealth Plus fees	(471.50)			
	30/09/2021	30902	Morgans Wealth Plus fees	473.83			
	30/07/2021	30902	Morgans Wealth Plus fees	117.87			
	09/11/2021	30902	Morgans Wealth Plus fees	(1,414.50)			
	30/07/2021	30902	Morgans Wealth Plus fees	410.28			
			Total	770.91	0.000 %	770.91	0.00
			Total Segment Expenses			1,029.91	0.00

Segment - 01 December 2021 to 30 June 2022

Label H

John & Donna Larder Superannuation Fund
Pension Non Deductible Expense Report

For The Period 01 July 2021 - 30 June 2022

	Date	Account Code	Account Description	Amount	Expense %	Deductible	Non Deductible
Label H							
	30/06/2022	30700	Auditor's Remuneration	330.00			
			Total	330.00	0.000 %	330.00	0.00

Label J							
	10/01/2022	31500	Bank Charges	0.33			
	01/02/2022	31500	Bank Charges	0.33			
	27/06/2022	38000	Insurance	320.00			
	09/06/2022	31500	Bank Charges	0.33			
	11/03/2022	30100	Accountancy Fees	1,210.00			
	10/02/2022	31500	Bank Charges	0.33			
	09/06/2022	31500	Bank Charges	0.33			
	27/01/2022	31500	Bank Charges	2.31			
	21/03/2022	31500	Bank Charges	0.66			
	02/02/2022	31500	Bank Charges	0.66			
	22/06/2022	31500	Bank Charges	0.99			
			Total	1,536.27	0.000 %	1,536.27	0.00

Label L							
	31/12/2021	30902	Morgans Wealth Plus fees	2.15			
			Total	2.15	0.000 %	2.15	0.00

John & Donna Larder Superannuation Fund
Pension Non Deductible Expense Report

For The Period 01 July 2021 - 30 June 2022

Date	Account Code	Account Description	Amount	Expense %	Deductible	Non Deductible
Label L						
			Total Segment Expenses		1,868.42	0.00
			Total Expenses *		2,898.33	0.00

* General expense percentage - 0.000 %

* Investment expense percentage - 0.000 %

John & Donna Larder Superannuation Fund

Statement of Taxable Income

For the year ended 30 June 2022

	2022
	\$
Benefits accrued as a result of operations	16,978.66
Less	
Accounting Trust Distributions	8,121.11
Non Taxable Contributions	4,009.92
	<u>12,131.03</u>
Add	
Decrease in MV of investments	47,800.68
Pension Payments	10,000.00
Franking Credits	4,988.20
Foreign Credits	286.37
Net Capital Gains	7,513.00
Taxable Trust Distributions	2,430.78
Distributed Foreign income	1,664.37
	<u>74,683.40</u>
SMSF Annual Return Rounding	(6.03)
	<u>79,525.00</u>
Taxable Income or Loss	<u>79,525.00</u>
Income Tax on Taxable Income or Loss	11,928.75
Less	
Franking Credits	4,988.20
Foreign Credits	286.37
CURRENT TAX OR REFUND	<u>6,654.18</u>
Supervisory Levy	259.00
Income Tax Instalments Paid	(4,479.00)
AMOUNT DUE OR REFUNDABLE	<u>2,434.18</u>

* Distribution tax components review process has not been completed for the financial year.

John & Donna Larder Superannuation Fund

Tax Reconciliation Report

For the year ended 30 June 2022

Tax Return Label	Date	Account Code	Account Name	Amount \$
A - Net capital gain				
				7,512.68
Sub-Total				7,512.68
Ignore Cents				0.68
Total				7,512.00
C - Income - Gross interest				
	30/07/2021	25000/MBL979067592	Cash - Wealth+ Portfolio	3.84
	31/08/2021	25000/MBL979067592	Cash - Wealth+ Portfolio	2.39
	30/09/2021	25000/MBL979067592	Cash - Wealth+ Portfolio	3.73
	29/10/2021	25000/MBL979067592	Cash - Wealth+ Portfolio	56.54
	30/11/2021	25000/MBL979067592	Cash - Wealth+ Portfolio	117.07
	31/12/2021	25000/ANZ182763323	Cash at Bank - ANZ Acc 4849-54504	0.50
	31/12/2021	25000/154985631	ANZ Cash Investment Account *5631	3.15
	31/12/2021	25000/MBL979067592	Cash - Wealth+ Portfolio	14.63
	01/01/2022	25000/MBL979067592	Cash - Wealth+ Portfolio	0.01
	31/01/2022	25000/ANZ182763323	Cash at Bank - ANZ Acc 4849-54504	0.22
	31/01/2022	25000/154985631	ANZ Cash Investment Account *5631	4.19
	08/02/2022	25000/MBL979067592	Cash - Wealth+ Portfolio	0.08
	28/02/2022	25000/ANZ182763323	Cash at Bank - ANZ Acc 4849-54504	0.23
	31/03/2022	25000/ANZ182763323	Cash at Bank - ANZ Acc 4849-54504	0.09
	29/04/2022	25000/ANZ182763323	Cash at Bank - ANZ Acc 4849-54504	0.08
	31/05/2022	25000/ANZ182763323	Cash at Bank - ANZ Acc 4849-54504	0.12
	30/06/2022	25000/ANZ182763323	Cash at Bank - ANZ Acc 4849-54504	0.10
Sub-Total				206.97
Ignore Cents				0.97
Total				206.00
D1 - Income - Gross foreign income				
	30/06/2022	23800/DRIV.AX	Betashares Electric Vehicles And Ftr Mobility Etf	50.85
	30/06/2022	23800/GAME.AX	Betashares Video Games And Esports Etf	21.28
	30/06/2022	23800/IHD.AX	Ishares S&p/asx Div Opportunities Esg Screened Etf	79.74
	30/06/2022	23800/NDQ.AX1	Betashares Nasdaq 100 Etf	131.43
	30/06/2022	23800/VGE.AX	Vanguard Ftse Emerging Markets Shares Etf	376.57
	30/06/2022	23800/VGS.AX	Vanguard Msci Index International Shares Etf	910.59
	30/06/2022	23800/MorgansWealth+	Morgans Wealth Plus portfolio	380.28
Sub-Total				1,950.74
Ignore Cents				0.74
Total				1,950.00
D - Income - Net foreign income				
	30/06/2022	23800/DRIV.AX	Betashares Electric Vehicles And Ftr Mobility Etf	50.85
	30/06/2022	23800/GAME.AX	Betashares Video Games And Esports Etf	21.28

John & Donna Larder Superannuation Fund

Tax Reconciliation Report

For the year ended 30 June 2022

Tax Return Label	Date	Account Code	Account Name	Amount \$
D - Income - Net foreign income				
	30/06/2022	23800/IHD.AX	Ishares S&p/asx Div Opportunities Esg Screened Etf	79.74
	30/06/2022	23800/NDQ.AX1	Betashares Nasdaq 100 Etf	131.43
	30/06/2022	23800/VGE.AX	Vanguard Ftse Emerging Markets Shares Etf	376.57
	30/06/2022	23800/VGS.AX	Vanguard Msci Index International Shares Etf	910.59
	30/06/2022	23800/MorgansWealth+	Morgans Wealth Plus portfolio	380.28
Sub-Total				1,950.74
Ignore Cents				0.74
Total				1,950.00
J - Unfranked dividend amount				
	09/07/2021	23900/MorgansWealth+	Morgans Wealth Plus portfolio	45.23
	21/10/2021	23900/MorgansWealth+	Morgans Wealth Plus portfolio	199.08
	21/04/2022	23900/IOZ.AX	Ishares Core S&p/asx 200 Etf	242.09
	30/06/2022	23900/IOZ.AX	Ishares Core S&p/asx 200 Etf	395.43
Sub-Total				881.83
Ignore Cents				0.83
Total				881.00
K - Franked dividend amount				
	02/07/2021	23900/MorgansWealth+	Morgans Wealth Plus portfolio	615.60
	02/07/2021	23900/MorgansWealth+	Morgans Wealth Plus portfolio	90.00
	07/09/2021	23900/MorgansWealth+	Morgans Wealth Plus portfolio	71.20
	10/09/2021	23900/MorgansWealth+	Morgans Wealth Plus portfolio	252.00
	21/09/2021	23900/MorgansWealth+	Morgans Wealth Plus portfolio	1,800.22
	21/09/2021	23900/MorgansWealth+	Morgans Wealth Plus portfolio	690.00
	23/09/2021	23900/MorgansWealth+	Morgans Wealth Plus portfolio	450.00
	23/09/2021	23900/MorgansWealth+	Morgans Wealth Plus portfolio	320.00
	29/09/2021	23900/MorgansWealth+	Morgans Wealth Plus portfolio	657.10
	29/09/2021	23900/MorgansWealth+	Morgans Wealth Plus portfolio	315.00
	29/09/2021	23900/MorgansWealth+	Morgans Wealth Plus portfolio	78.76
	15/10/2021	23900/MorgansWealth+	Morgans Wealth Plus portfolio	482.80
	21/10/2021	23900/MorgansWealth+	Morgans Wealth Plus portfolio	199.08
	21/04/2022	23900/IOZ.AX	Ishares Core S&p/asx 200 Etf	1,304.82
	30/06/2022	23900/IOZ.AX	Ishares Core S&p/asx 200 Etf	2,131.26
Sub-Total				9,457.84
Ignore Cents				0.84
Total				9,457.00
L - Income - Dividend franking credit				
	02/07/2021	23900/MorgansWealth+	Morgans Wealth Plus portfolio	263.83
	02/07/2021	23900/MorgansWealth+	Morgans Wealth Plus portfolio	38.57
	07/09/2021	23900/MorgansWealth+	Morgans Wealth Plus portfolio	30.51
	10/09/2021	23900/MorgansWealth+	Morgans Wealth Plus portfolio	108.00

John & Donna Larder Superannuation Fund

Tax Reconciliation Report

For the year ended 30 June 2022

Tax Return Label	Date	Account Code	Account Name	Amount \$
L - Income - Dividend franking credit				
	21/09/2021	23900/MorgansWealth+	Morgans Wealth Plus portfolio	771.52
	21/09/2021	23900/MorgansWealth+	Morgans Wealth Plus portfolio	295.71
	23/09/2021	23900/MorgansWealth+	Morgans Wealth Plus portfolio	192.86
	23/09/2021	23900/MorgansWealth+	Morgans Wealth Plus portfolio	137.14
	29/09/2021	23900/MorgansWealth+	Morgans Wealth Plus portfolio	281.61
	29/09/2021	23900/MorgansWealth+	Morgans Wealth Plus portfolio	135.00
	29/09/2021	23900/MorgansWealth+	Morgans Wealth Plus portfolio	33.75
	15/10/2021	23900/MorgansWealth+	Morgans Wealth Plus portfolio	206.91
	21/10/2021	23900/MorgansWealth+	Morgans Wealth Plus portfolio	85.32
	21/04/2022	23900/IOZ.AX	Ishares Core S&p/asx 200 Etf	559.21
	30/06/2022	23900/IOZ.AX	Ishares Core S&p/asx 200 Etf	913.40
Sub-Total				4,053.34
Ignore Cents				0.34
Total				4,053.00
M - Gross trust distributions				
	30/06/2022	23800/IHD.AX	Ishares S&p/asx Div Opportunities Esg Screened Etf	3,070.69
	30/06/2022	23800/NDQ.AX1	Betashares Nasdaq 100 Etf	0.03
	30/06/2022	23800/MorgansWealth+	Morgans Wealth Plus portfolio	294.92
Sub-Total				3,365.64
Ignore Cents				0.64
Total				3,365.00
R1 - Assessable employer contributions				
	02/07/2021	24200/LARJOH00001A	(Contributions) Larder, John - Accumulation (Accumulation)	203.86
	02/07/2021	24200/LARJOH00001A	(Contributions) Larder, John - Accumulation (Accumulation)	75.00
	02/07/2021	24200/LARJOH00001A	(Contributions) Larder, John - Accumulation (Accumulation)	188.46
	09/07/2021	24200/LARDON00001A	(Contributions) Larder, Donna - Accumulation (Accumulation)	59.62
	09/07/2021	24200/LARDON00001A	(Contributions) Larder, Donna - Accumulation (Accumulation)	188.46
	09/07/2021	24200/LARDON00001A	(Contributions) Larder, Donna - Accumulation (Accumulation)	75.00
	16/07/2021	24200/LARDON00001A	(Contributions) Larder, Donna - Accumulation (Accumulation)	1,000.00
	16/07/2021	24200/LARJOH00001A	(Contributions) Larder, John - Accumulation (Accumulation)	188.46
	16/07/2021	24200/LARJOH00001A	(Contributions) Larder, John - Accumulation (Accumulation)	75.00
	23/07/2021	24200/LARDON00001A	(Contributions) Larder, Donna - Accumulation (Accumulation)	1,000.00
	23/07/2021	24200/LARJOH00001A	(Contributions) Larder, John - Accumulation (Accumulation)	188.46
	23/07/2021	24200/LARJOH00001A	(Contributions) Larder, John - Accumulation (Accumulation)	75.00
	30/07/2021	24200/LARDON00001A	(Contributions) Larder, Donna - Accumulation (Accumulation)	1,000.00
	30/07/2021	24200/LARJOH00001A	(Contributions) Larder, John - Accumulation (Accumulation)	75.00

John & Donna Larder Superannuation Fund

Tax Reconciliation Report

For the year ended 30 June 2022

Tax Return Label	Date	Account Code	Account Name	Amount \$
R1 - Assessable employer contributions				
	30/07/2021	24200/LARJOH00001A	(Contributions) Larder, John - Accumulation (Accumulation)	188.46
	06/08/2021	24200/LARDON00001A	(Contributions) Larder, Donna - Accumulation (Accumulation)	1,000.00
	06/08/2021	24200/LARDON00001A	(Contributions) Larder, Donna - Accumulation (Accumulation)	188.46
	06/08/2021	24200/LARDON00001A	(Contributions) Larder, Donna - Accumulation (Accumulation)	75.00
	13/08/2021	24200/LARJOH00001A	(Contributions) Larder, John - Accumulation (Accumulation)	1,000.00
	13/08/2021	24200/LARJOH00001A	(Contributions) Larder, John - Accumulation (Accumulation)	75.00
	13/08/2021	24200/LARJOH00001A	(Contributions) Larder, John - Accumulation (Accumulation)	188.46
	20/08/2021	24200/LARJOH00001A	(Contributions) Larder, John - Accumulation (Accumulation)	75.00
	20/08/2021	24200/LARJOH00001A	(Contributions) Larder, John - Accumulation (Accumulation)	188.46
	27/08/2021	24200/LARJOH00001A	(Contributions) Larder, John - Accumulation (Accumulation)	1,000.00
	27/08/2021	24200/LARJOH00001A	(Contributions) Larder, John - Accumulation (Accumulation)	75.00
	27/08/2021	24200/LARJOH00001A	(Contributions) Larder, John - Accumulation (Accumulation)	188.46
	03/09/2021	24200/LARJOH00001A	(Contributions) Larder, John - Accumulation (Accumulation)	1,000.00
	03/09/2021	24200/LARJOH00001A	(Contributions) Larder, John - Accumulation (Accumulation)	188.46
	03/09/2021	24200/LARJOH00001A	(Contributions) Larder, John - Accumulation (Accumulation)	75.00
	06/09/2021	24200/LARJOH00001A	(Contributions) Larder, John - Accumulation (Accumulation)	75.00
	06/09/2021	24200/LARJOH00001A	(Contributions) Larder, John - Accumulation (Accumulation)	188.46
	17/09/2021	24200/LARDON00001A	(Contributions) Larder, Donna - Accumulation (Accumulation)	1,000.00
	17/09/2021	24200/LARDON00001A	(Contributions) Larder, Donna - Accumulation (Accumulation)	188.46
	17/09/2021	24200/LARJOH00001A	(Contributions) Larder, John - Accumulation (Accumulation)	75.00
	23/09/2021	24200/LARDON00001A	(Contributions) Larder, Donna - Accumulation (Accumulation)	1,000.00
	23/09/2021	24200/LARJOH00001A	(Contributions) Larder, John - Accumulation (Accumulation)	188.46
	23/09/2021	24200/LARJOH00001A	(Contributions) Larder, John - Accumulation (Accumulation)	75.00
	01/10/2021	24200/LARJOH00001A	(Contributions) Larder, John - Accumulation (Accumulation)	1,000.00
	01/10/2021	24200/LARJOH00001A	(Contributions) Larder, John - Accumulation (Accumulation)	75.00
	01/10/2021	24200/LARJOH00001A	(Contributions) Larder, John - Accumulation (Accumulation)	188.46
	11/10/2021	24200/LARJOH00001A	(Contributions) Larder, John - Accumulation (Accumulation)	1,000.00
	11/10/2021	24200/LARJOH00001A	(Contributions) Larder, John - Accumulation (Accumulation)	188.46
	11/10/2021	24200/LARJOH00001A	(Contributions) Larder, John - Accumulation (Accumulation)	75.00
	15/10/2021	24200/LARJOH00001A	(Contributions) Larder, John - Accumulation (Accumulation)	75.00
	15/10/2021	24200/LARJOH00001A	(Contributions) Larder, John - Accumulation (Accumulation)	188.46

John & Donna Larder Superannuation Fund

Tax Reconciliation Report

For the year ended 30 June 2022

Tax Return Label	Date	Account Code	Account Name	Amount \$
R1 - Assessable employer contributions				
	22/10/2021	24200/LARDON00001A	(Contributions) Larder, Donna - Accumulation (Accumulation)	75.00
	22/10/2021	24200/LARJOH00001A	(Contributions) Larder, John - Accumulation (Accumulation)	188.46
	29/10/2021	24200/LARDON00001A	(Contributions) Larder, Donna - Accumulation (Accumulation)	75.00
	29/10/2021	24200/LARJOH00001A	(Contributions) Larder, John - Accumulation (Accumulation)	188.46
	05/11/2021	24200/LARDON00001A	(Contributions) Larder, Donna - Accumulation (Accumulation)	75.00
	05/11/2021	24200/LARJOH00001A	(Contributions) Larder, John - Accumulation (Accumulation)	188.46
	12/11/2021	24200/LARDON00001A	(Contributions) Larder, Donna - Accumulation (Accumulation)	75.00
	12/11/2021	24200/LARJOH00001A	(Contributions) Larder, John - Accumulation (Accumulation)	188.46
	19/11/2021	24200/LARDON00001A	(Contributions) Larder, Donna - Accumulation (Accumulation)	75.00
	19/11/2021	24200/LARJOH00001A	(Contributions) Larder, John - Accumulation (Accumulation)	188.46
	26/11/2021	24200/LARDON00001A	(Contributions) Larder, Donna - Accumulation (Accumulation)	75.00
	26/11/2021	24200/LARJOH00001A	(Contributions) Larder, John - Accumulation (Accumulation)	188.46
	03/12/2021	24200/LARDON00001A	(Contributions) Larder, Donna - Accumulation (Accumulation)	75.00
	03/12/2021	24200/LARJOH00001A	(Contributions) Larder, John - Accumulation (Accumulation)	188.46
	10/12/2021	24200/LARDON00001A	(Contributions) Larder, Donna - Accumulation (Accumulation)	75.00
	10/12/2021	24200/LARJOH00001A	(Contributions) Larder, John - Accumulation (Accumulation)	188.46
	17/12/2021	24200/LARDON00001A	(Contributions) Larder, Donna - Accumulation (Accumulation)	75.00
	17/12/2021	24200/LARJOH00001A	(Contributions) Larder, John - Accumulation (Accumulation)	188.46
	24/12/2021	24200/LARDON00001A	(Contributions) Larder, Donna - Accumulation (Accumulation)	75.00
	24/12/2021	24200/LARJOH00001A	(Contributions) Larder, John - Accumulation (Accumulation)	188.46
	31/12/2021	24200/LARDON00001A	(Contributions) Larder, Donna - Accumulation (Accumulation)	75.00
	31/12/2021	24200/LARJOH00001A	(Contributions) Larder, John - Accumulation (Accumulation)	188.46
	07/01/2022	24200/LARDON00001A	(Contributions) Larder, Donna - Accumulation (Accumulation)	75.00
	07/01/2022	24200/LARJOH00001A	(Contributions) Larder, John - Accumulation (Accumulation)	188.46
	14/01/2022	24200/LARDON00001A	(Contributions) Larder, Donna - Accumulation (Accumulation)	75.00
	14/01/2022	24200/LARJOH00001A	(Contributions) Larder, John - Accumulation (Accumulation)	188.46
	21/01/2022	24200/LARDON00001A	(Contributions) Larder, Donna - Accumulation (Accumulation)	75.00
	21/01/2022	24200/LARJOH00001A	(Contributions) Larder, John - Accumulation (Accumulation)	188.46
	21/01/2022	24200/LARDON00001A	(Contributions) Larder, Donna - Accumulation (Accumulation)	500.00
	21/01/2022	24200/LARJOH00001A	(Contributions) Larder, John - Accumulation (Accumulation)	500.00
	28/01/2022	24200/LARDON00001A	(Contributions) Larder, Donna - Accumulation (Accumulation)	75.00

John & Donna Larder Superannuation Fund

Tax Reconciliation Report

For the year ended 30 June 2022

Tax Return Label	Date	Account Code	Account Name	Amount \$
R1 - Assessable employer contributions				
	28/01/2022	24200/LARJOH00001A	(Contributions) Larder, John - Accumulation (Accumulation)	188.46
	28/01/2022	24200/LARDON00001A	(Contributions) Larder, Donna - Accumulation (Accumulation)	500.00
	28/01/2022	24200/LARJOH00001A	(Contributions) Larder, John - Accumulation (Accumulation)	500.00
	04/02/2022	24200/LARDON00001A	(Contributions) Larder, Donna - Accumulation (Accumulation)	75.00
	04/02/2022	24200/LARJOH00001A	(Contributions) Larder, John - Accumulation (Accumulation)	188.46
	04/02/2022	24200/LARDON00001A	(Contributions) Larder, Donna - Accumulation (Accumulation)	500.00
	04/02/2022	24200/LARJOH00001A	(Contributions) Larder, John - Accumulation (Accumulation)	500.00
	11/02/2022	24200/LARDON00001A	(Contributions) Larder, Donna - Accumulation (Accumulation)	75.00
	11/02/2022	24200/LARJOH00001A	(Contributions) Larder, John - Accumulation (Accumulation)	188.46
	11/02/2022	24200/LARDON00001A	(Contributions) Larder, Donna - Accumulation (Accumulation)	500.00
	11/02/2022	24200/LARJOH00001A	(Contributions) Larder, John - Accumulation (Accumulation)	500.00
	18/02/2022	24200/LARDON00001A	(Contributions) Larder, Donna - Accumulation (Accumulation)	75.00
	18/02/2022	24200/LARJOH00001A	(Contributions) Larder, John - Accumulation (Accumulation)	188.46
	18/02/2022	24200/LARDON00001A	(Contributions) Larder, Donna - Accumulation (Accumulation)	500.00
	18/02/2022	24200/LARJOH00001A	(Contributions) Larder, John - Accumulation (Accumulation)	500.00
	25/02/2022	24200/LARDON00001A	(Contributions) Larder, Donna - Accumulation (Accumulation)	75.00
	25/02/2022	24200/LARJOH00001A	(Contributions) Larder, John - Accumulation (Accumulation)	188.46
	25/02/2022	24200/LARDON00001A	(Contributions) Larder, Donna - Accumulation (Accumulation)	500.00
	25/02/2022	24200/LARJOH00001A	(Contributions) Larder, John - Accumulation (Accumulation)	500.00
	04/03/2022	24200/LARDON00001A	(Contributions) Larder, Donna - Accumulation (Accumulation)	75.00
	04/03/2022	24200/LARJOH00001A	(Contributions) Larder, John - Accumulation (Accumulation)	188.46
	04/03/2022	24200/LARDON00001A	(Contributions) Larder, Donna - Accumulation (Accumulation)	500.00
	04/03/2022	24200/LARJOH00001A	(Contributions) Larder, John - Accumulation (Accumulation)	500.00
	11/03/2022	24200/LARDON00001A	(Contributions) Larder, Donna - Accumulation (Accumulation)	75.00
	11/03/2022	24200/LARJOH00001A	(Contributions) Larder, John - Accumulation (Accumulation)	188.46
	11/03/2022	24200/LARDON00001A	(Contributions) Larder, Donna - Accumulation (Accumulation)	500.00
	11/03/2022	24200/LARJOH00001A	(Contributions) Larder, John - Accumulation (Accumulation)	500.00
	18/03/2022	24200/LARDON00001A	(Contributions) Larder, Donna - Accumulation (Accumulation)	75.00
	18/03/2022	24200/LARJOH00001A	(Contributions) Larder, John - Accumulation (Accumulation)	188.46
	18/03/2022	24200/LARDON00001A	(Contributions) Larder, Donna - Accumulation (Accumulation)	500.00
	18/03/2022	24200/LARJOH00001A	(Contributions) Larder, John - Accumulation (Accumulation)	500.00

John & Donna Larder Superannuation Fund

Tax Reconciliation Report

For the year ended 30 June 2022

Tax Return Label	Date	Account Code	Account Name	Amount \$
R1 - Assessable employer contributions				
	25/03/2022	24200/LARDON00001A	(Contributions) Larder, Donna - Accumulation (Accumulation)	75.00
	25/03/2022	24200/LARJOH00001A	(Contributions) Larder, John - Accumulation (Accumulation)	188.46
	25/03/2022	24200/LARDON00001A	(Contributions) Larder, Donna - Accumulation (Accumulation)	500.00
	25/03/2022	24200/LARJOH00001A	(Contributions) Larder, John - Accumulation (Accumulation)	500.00
	01/04/2022	24200/LARDON00001A	(Contributions) Larder, Donna - Accumulation (Accumulation)	75.00
	01/04/2022	24200/LARJOH00001A	(Contributions) Larder, John - Accumulation (Accumulation)	188.46
	01/04/2022	24200/LARDON00001A	(Contributions) Larder, Donna - Accumulation (Accumulation)	500.00
	01/04/2022	24200/LARJOH00001A	(Contributions) Larder, John - Accumulation (Accumulation)	500.00
	08/04/2022	24200/LARDON00001A	(Contributions) Larder, Donna - Accumulation (Accumulation)	75.00
	08/04/2022	24200/LARJOH00001A	(Contributions) Larder, John - Accumulation (Accumulation)	188.46
	08/04/2022	24200/LARDON00001A	(Contributions) Larder, Donna - Accumulation (Accumulation)	500.00
	08/04/2022	24200/LARJOH00001A	(Contributions) Larder, John - Accumulation (Accumulation)	500.00
	14/04/2022	24200/LARDON00001A	(Contributions) Larder, Donna - Accumulation (Accumulation)	75.00
	14/04/2022	24200/LARJOH00001A	(Contributions) Larder, John - Accumulation (Accumulation)	188.46
	14/04/2022	24200/LARDON00001A	(Contributions) Larder, Donna - Accumulation (Accumulation)	500.00
	14/04/2022	24200/LARJOH00001A	(Contributions) Larder, John - Accumulation (Accumulation)	500.00
	22/04/2022	24200/LARDON00001A	(Contributions) Larder, Donna - Accumulation (Accumulation)	75.00
	22/04/2022	24200/LARJOH00001A	(Contributions) Larder, John - Accumulation (Accumulation)	188.46
	22/04/2022	24200/LARDON00001A	(Contributions) Larder, Donna - Accumulation (Accumulation)	500.00
	22/04/2022	24200/LARJOH00001A	(Contributions) Larder, John - Accumulation (Accumulation)	500.00
	29/04/2022	24200/LARDON00001A	(Contributions) Larder, Donna - Accumulation (Accumulation)	75.00
	29/04/2022	24200/LARJOH00001A	(Contributions) Larder, John - Accumulation (Accumulation)	188.46
	29/04/2022	24200/LARDON00001A	(Contributions) Larder, Donna - Accumulation (Accumulation)	500.00
	29/04/2022	24200/LARJOH00001A	(Contributions) Larder, John - Accumulation (Accumulation)	500.00
	06/05/2022	24200/LARDON00001A	(Contributions) Larder, Donna - Accumulation (Accumulation)	75.00
	06/05/2022	24200/LARJOH00001A	(Contributions) Larder, John - Accumulation (Accumulation)	188.46
	06/05/2022	24200/LARDON00001A	(Contributions) Larder, Donna - Accumulation (Accumulation)	500.00
	06/05/2022	24200/LARJOH00001A	(Contributions) Larder, John - Accumulation (Accumulation)	500.00
	13/05/2022	24200/LARDON00001A	(Contributions) Larder, Donna - Accumulation (Accumulation)	75.00
	13/05/2022	24200/LARJOH00001A	(Contributions) Larder, John - Accumulation (Accumulation)	188.46
	13/05/2022	24200/LARDON00001A	(Contributions) Larder, Donna - Accumulation (Accumulation)	500.00

John & Donna Larder Superannuation Fund

Tax Reconciliation Report

For the year ended 30 June 2022

Tax Return Label	Date	Account Code	Account Name	Amount \$
R1 - Assessable employer contributions				
	13/05/2022	24200/LARJOH00001A	(Contributions) Larder, John - Accumulation (Accumulation)	500.00
	20/05/2022	24200/LARDON00001A	(Contributions) Larder, Donna - Accumulation (Accumulation)	75.00
	20/05/2022	24200/LARJOH00001A	(Contributions) Larder, John - Accumulation (Accumulation)	188.46
	20/05/2022	24200/LARDON00001A	(Contributions) Larder, Donna - Accumulation (Accumulation)	500.00
	20/05/2022	24200/LARJOH00001A	(Contributions) Larder, John - Accumulation (Accumulation)	500.00
	27/05/2022	24200/LARDON00001A	(Contributions) Larder, Donna - Accumulation (Accumulation)	75.00
	27/05/2022	24200/LARJOH00001A	(Contributions) Larder, John - Accumulation (Accumulation)	188.46
	27/05/2022	24200/LARDON00001A	(Contributions) Larder, Donna - Accumulation (Accumulation)	500.00
	27/05/2022	24200/LARJOH00001A	(Contributions) Larder, John - Accumulation (Accumulation)	500.00
	03/06/2022	24200/LARDON00001A	(Contributions) Larder, Donna - Accumulation (Accumulation)	75.00
	03/06/2022	24200/LARJOH00001A	(Contributions) Larder, John - Accumulation (Accumulation)	188.46
	03/06/2022	24200/LARDON00001A	(Contributions) Larder, Donna - Accumulation (Accumulation)	500.00
	03/06/2022	24200/LARJOH00001A	(Contributions) Larder, John - Accumulation (Accumulation)	500.00
	10/06/2022	24200/LARDON00001A	(Contributions) Larder, Donna - Accumulation (Accumulation)	75.00
	10/06/2022	24200/LARJOH00001A	(Contributions) Larder, John - Accumulation (Accumulation)	188.46
	10/06/2022	24200/LARDON00001A	(Contributions) Larder, Donna - Accumulation (Accumulation)	500.00
	10/06/2022	24200/LARJOH00001A	(Contributions) Larder, John - Accumulation (Accumulation)	500.00
	20/06/2022	24200/LARDON00001A	(Contributions) Larder, Donna - Accumulation (Accumulation)	75.00
	20/06/2022	24200/LARJOH00001A	(Contributions) Larder, John - Accumulation (Accumulation)	188.46
	20/06/2022	24200/LARDON00001A	(Contributions) Larder, Donna - Accumulation (Accumulation)	500.00
	20/06/2022	24200/LARJOH00001A	(Contributions) Larder, John - Accumulation (Accumulation)	500.00
	27/06/2022	24200/LARDON00001A	(Contributions) Larder, Donna - Accumulation (Accumulation)	75.00
	27/06/2022	24200/LARJOH00001A	(Contributions) Larder, John - Accumulation (Accumulation)	188.46
Sub-Total				46,963.40
Ignore Cents				0.40
Total				46,963.00
R2 - Assessable personal contributions				
	02/07/2021	24200/LARJOH00001A	(Contributions) Larder, John - Accumulation (Accumulation)	796.14
	09/07/2021	24200/LARDON00001A	(Contributions) Larder, Donna - Accumulation (Accumulation)	940.38
	29/12/2021	24200/LARDON00001A	(Contributions) Larder, Donna - Accumulation (Accumulation)	5,919.62
	29/12/2021	24200/LARJOH00001A	(Contributions) Larder, John - Accumulation (Accumulation)	50.46
	30/06/2022	24200/LARDON00001A	(Contributions) Larder, Donna -	165.00

John & Donna Larder Superannuation Fund

Tax Reconciliation Report

For the year ended 30 June 2022

Tax Return Label	Date	Account Code	Account Name	Amount \$
R2 - Assessable personal contributions				
	30/06/2022	24200/LARJOH00001A	Accumulation (Accumulation) (Contributions) Larder, John - Accumulation (Accumulation)	165.00
Sub-Total				8,036.60
Ignore Cents				0.60
Total				8,036.00
R - Assessable contributions (R1 plus R2 plus R3 less R6)				
			Assessable employer contributions	46,963.40
			Assessable personal contributions	8,036.60
Sub-Total				55,000.00
Ignore Cents				0.00
Total				55,000.00
W - GROSS INCOME (Sum of labels A to U)				
				82,423.00
Sub-Total				82,423.00
Ignore Cents				0.00
Total				82,423.00
V - TOTAL ASSESSABLE INCOME (W less Y)				
				82,423.00
Sub-Total				82,423.00
Ignore Cents				0.00
Total				82,423.00
H1 - Expenses - SMSF auditor fee				
	30/06/2022	30700	Auditor's Remuneration	330.00
Sub-Total				330.00
Ignore Cents				0.00
Total				330.00
J1 - Expenses - Management and administration expenses				
	10/01/2022	31500	Bank Charges	0.33
	27/01/2022	31500	Bank Charges	2.31
	01/02/2022	31500	Bank Charges	0.33
	02/02/2022	31500	Bank Charges	0.66
	10/02/2022	31500	Bank Charges	0.33
	11/03/2022	30100	Accountancy Fees	1,210.00
	21/03/2022	31500	Bank Charges	0.66
	09/06/2022	31500	Bank Charges	0.33
	09/06/2022	31500	Bank Charges	0.33
	22/06/2022	31500	Bank Charges	0.99
	27/06/2022	38000	Insurance	320.00
	01/07/2021	30400	ATO Supervisory Levy	259.00

John & Donna Larder Superannuation Fund**Tax Reconciliation Report**

For the year ended 30 June 2022

Tax Return Label	Date	Account Code	Account Name	Amount \$
J1 - Expenses - Management and administration expenses				
Sub-Total				1,795.27
Ignore Cents				0.27
Total				1,795.00
L1 - Expenses - Other amounts (Fully deductible)				
	30/07/2021	30902	Morgans Wealth Plus fees	410.28
	30/07/2021	30902	Morgans Wealth Plus fees	117.87
	31/08/2021	30902	Morgans Wealth Plus fees	420.49
	31/08/2021	30902	Morgans Wealth Plus fees	117.87
	30/09/2021	30902	Morgans Wealth Plus fees	473.83
	30/09/2021	30902	Morgans Wealth Plus fees	117.87
	29/10/2021	30902	Morgans Wealth Plus fees	431.17
	29/10/2021	30902	Morgans Wealth Plus fees	117.87
	09/11/2021	30902	Morgans Wealth Plus fees	(1,414.50)
	09/11/2021	30902	Morgans Wealth Plus fees	(471.50)
	30/11/2021	30902	Morgans Wealth Plus fees	449.66
	31/12/2021	30902	Morgans Wealth Plus fees	2.15
Sub-Total				773.06
Ignore Cents				0.06
Total				773.00
N - TOTAL DEDUCTIONS				
				2,898.00
Sub-Total				2,898.00
Ignore Cents				0.00
Total				2,898.00
O - TAXABLE INCOME OR LOSS				
				79,525.00
Sub-Total				79,525.00
Ignore Cents				0.00
Total				79,525.00
Z - TOTAL SMSF EXPENSES				
				2,898.00
Sub-Total				2,898.00
Ignore Cents				0.00
Total				2,898.00
A - Taxable income				
				79,525.00
Sub-Total				79,525.00
Ignore Cents				0.00
Total				79,525.00
T1 - Tax on taxable income				

John & Donna Larder Superannuation Fund

Tax Reconciliation Report

For the year ended 30 June 2022

Tax Return Label	Date	Account Code	Account Name	Amount \$
T1 - Tax on taxable income				
				11,928.75
Sub-Total				11,928.75
Ignore Cents				0.00
Total				11,928.75
B - Gross Tax				
				11,928.75
Sub-Total				11,928.75
Ignore Cents				0.00
Total				11,928.75
C1 - Foreign income tax offset				
	30/06/2022	23800/DRIV.AX	Betashares Electric Vehicles And Ftr Mobility Etf	11.69
	30/06/2022	23800/GAME.AX	Betashares Video Games And Esports Etf	3.03
	30/06/2022	23800/IHD.AX	Ishares S&p/asx Div Opportunities Esg Screened Etf	5.15
	30/06/2022	23800/NDQ.AX1	Betashares Nasdaq 100 Etf	48.89
	30/06/2022	23800/VGE.AX	Vanguard Ftse Emerging Markets Shares Etf	67.89
	30/06/2022	23800/VGS.AX	Vanguard Msci Index International Shares Etf	128.43
	30/06/2022	23800/MorgansWealth+	Morgans Wealth Plus portfolio	21.29
Sub-Total				286.37
Ignore Cents				0.00
Total				286.37
C - Non-refundable non-carry forward tax offsets				
				286.37
Sub-Total				286.37
Ignore Cents				0.00
Total				286.37
T2 - SUBTOTAL				
				11,642.38
Sub-Total				11,642.38
Ignore Cents				0.00
Total				11,642.38
T3 - SUBTOTAL 2				
				11,642.38
Sub-Total				11,642.38
Ignore Cents				0.00
Total				11,642.38
E1 - Complying fund's franking credits tax offset				
	02/07/2021	23900/MorgansWealth+	Morgans Wealth Plus portfolio	263.83
	02/07/2021	23900/MorgansWealth+	Morgans Wealth Plus portfolio	38.57

John & Donna Larder Superannuation Fund

Tax Reconciliation Report

For the year ended 30 June 2022

Tax Return Label	Date	Account Code	Account Name	Amount \$
E1 - Complying fund's franking credits tax offset				
	07/09/2021	23900/MorgansWealth+	Morgans Wealth Plus portfolio	30.51
	10/09/2021	23900/MorgansWealth+	Morgans Wealth Plus portfolio	108.00
	21/09/2021	23900/MorgansWealth+	Morgans Wealth Plus portfolio	771.52
	21/09/2021	23900/MorgansWealth+	Morgans Wealth Plus portfolio	295.71
	23/09/2021	23900/MorgansWealth+	Morgans Wealth Plus portfolio	192.86
	23/09/2021	23900/MorgansWealth+	Morgans Wealth Plus portfolio	137.14
	29/09/2021	23900/MorgansWealth+	Morgans Wealth Plus portfolio	281.61
	29/09/2021	23900/MorgansWealth+	Morgans Wealth Plus portfolio	135.00
	29/09/2021	23900/MorgansWealth+	Morgans Wealth Plus portfolio	33.75
	15/10/2021	23900/MorgansWealth+	Morgans Wealth Plus portfolio	206.91
	21/10/2021	23900/MorgansWealth+	Morgans Wealth Plus portfolio	85.32
	21/04/2022	23900/IOZ.AX	Ishares Core S&p/asx 200 Etf	559.21
	30/06/2022	23900/IOZ.AX	Ishares Core S&p/asx 200 Etf	913.40
	30/06/2022	23800/IHD.AX	Ishares S&p/asx Div Opportunities Esg Screened Etf	934.38
	30/06/2022	23800/MorgansWealth+	Morgans Wealth Plus portfolio	0.48
Sub-Total				4,988.20
Ignore Cents				0.00
Total				4,988.20
E - Refundable tax offsets				
				4,988.20
Sub-Total				4,988.20
Ignore Cents				0.00
Total				4,988.20
T5 - TAX PAYABLE				
				6,654.18
Sub-Total				6,654.18
Ignore Cents				0.00
Total				6,654.18
K - PAYG instalments raised				
	28/10/2021	85000	Income Tax Payable/Refundable	1,493.00
	31/03/2022	85000	Income Tax Payable/Refundable	1,493.00
	27/05/2022	85000	Income Tax Payable/Refundable	1,493.00
Sub-Total				4,479.00
Ignore Cents				0.00
Total				4,479.00
L - Supervisory levy				
				259.00
Sub-Total				259.00
Ignore Cents				0.00
Total				259.00

John & Donna Larder Superannuation Fund

Tax Reconciliation Report

For the year ended 30 June 2022

Tax Return Label	Date	Account Code	Account Name	Amount \$
S - AMOUNT DUE OR REFUNDABLE				
				2,434.18
Sub-Total				2,434.18
Ignore Cents				0.00
Total				2,434.18



Income tax 551

Date generated	29/07/2022
Overdue	\$0.00
Not yet due	\$0.00
Balance	\$0.00

Transactions

2 results found - from **01 July 2021** to **30 June 2022** sorted by **processed date** ordered **oldest to newest**

Processed date	Effective date	Description	Debit (DR)	Credit (CR)	Balance
28 Mar 2022	28 Mar 2022	Tax return Self Man Superfund - Income Tax for the period from 01 Jul 20 to 30 Jun 21		\$547.94	\$547.94 CR
28 Mar 2022	28 Mar 2022	Credit transferred to Integrated Client Account	\$547.94		\$0.00



Activity statement 001

Date generated	29/07/2022
Overdue	\$0.00
Not yet due	\$0.00
Balance	\$0.00

Transactions

16 results found - from **01 July 2021** to **30 June 2022** sorted by **processed date** ordered **oldest to newest**

Processed date	Effective date	Description	Debit (DR)	Credit (CR)	Balance
29 Jul 2021	28 Jul 2021	Payment received		\$2,172.00	\$2,172.00 CR
1 Aug 2021	28 Jul 2021	Original Activity Statement for the period ending 30 Jun 21 - PAYG Instalments	\$2,172.00		\$0.00
2 Aug 2021	2 Aug 2021	General interest charge			\$0.00
29 Oct 2021	28 Oct 2021	Payment received		\$1,493.00	\$1,493.00 CR
31 Oct 2021	28 Oct 2021	Original Activity Statement for the period ending 30 Sep 21 - PAYG Instalments	\$1,493.00		\$0.00
2 Nov 2021	2 Nov 2021	General interest charge			\$0.00
7 Mar 2022	28 Feb 2022	Original Activity Statement for the period ending 31 Dec 21 - PAYG Instalments	\$1,493.00		\$1,493.00 DR
28 Mar 2022	28 Mar 2022	General interest charge			\$1,493.00 DR
28 Mar 2022	28 Mar 2022	Credit transfer received from Income Tax Account		\$547.94	\$945.06 DR
28 Mar 2022	16 May 2022	Original Activity Statement for the period ending 30 Jun 21 - GST		\$291.00	\$654.06 DR
1 Apr 2022	1 Apr 2022	General interest charge			\$654.06 DR
11 Apr 2022	8 Apr 2022	Payment received		\$654.06	\$0.00
11 Apr 2022	11 Apr 2022	General interest charge			\$0.00
29 May 2022	26 May 2022	Original Activity Statement for the period ending 31 Mar 22 - PAYG Instalments	\$1,493.00		\$1,493.00 DR
30 May 2022	27 May 2022	Payment received		\$1,493.00	\$0.00
30 May 2022	30 May 2022	General interest charge			\$0.00



Australian Government
Australian Taxation Office

PAYG Instalments report 2022

Tax Agent 74856004

Last Updated 23/07/2022

TFN	Client Name	Quarter 1 (\$)	Quarter 2 (\$)	Quarter 3 (\$)	Quarter 4 (\$)	Total Instalment (\$)
877211981	THE TRUSTEE FOR JOHN & DONNA LARDER SUPERANNUATION FUND	1,493.00	1,493.00	1,493.00	Outstanding	4,479.00

Total No of Clients: 1

86000 - PAYG Instalment Payable

2022 Financial Year

Preparer Louise Barlow

Reviewer Sam Greco

Status N/A - Not Applicable

Account Code	Description	CY Balance	LY Balance	Change
86000	PAYG Instalment Payable		(\$2,172.00)	100%
TOTAL		CY Balance	LY Balance	
			(\$2,172.00)	

Supporting Documents

No supporting documents

Standard Checklist

- Attach copy of PAYG Payment Summary
- Confirm Transactions in ATO Portal

88010 - Creditors - ATO

2022 Financial Year

Preparer Louise Barlow

Reviewer Sam Greco

Status N/A - Not Applicable

Account Code	Description	CY Balance	LY Balance	Change
88010	Creditors - ATO			0%
TOTAL		CY Balance	LY Balance	

Supporting Documents

- General Ledger [Report](#)

Standard Checklist

- Attach all source documentation and confirmations of Liability

John & Donna Larder Superannuation Fund

General Ledger

As at 30 June 2022

Transaction Date	Description	Units	Debit	Credit	Balance \$
Creditors - ATO (88010)					
<u>Creditors - ATO (88010)</u>					
01/07/2021	2021 Income Tax		547.94		547.94 DR
01/07/2021	2021 Annual GST		291.00		838.94 DR
31/03/2022	Transferred			1,493.00	654.06 CR
08/04/2022	ANZ INTERNET BANKING BPAY TAX OFFICE PAYMENT {314995}		654.06		0.00 DR
			1,493.00	1,493.00	0.00 DR

Total Debits: 1,493.00

Total Credits: 1,493.00

A - Financial Statements

2022 Financial Year

Preparer Louise Barlow

Reviewer Sam Greco

Status Ready for Review

Supporting Documents

- 3. Financial Statements.pdf
- 5. INVESTMENT STRATEGY.pdf
- 4. 2022 Income Tax Return.pdf

Standard Checklist

- Attach copy of Financial Statements
- Attach copy of SMSF Annual Return

John & Donna Larder Superannuation Fund

Financial Statements & Reports for the year ended 30 June 2022



Sam Greco & Co
Level 1, 1355 Gympie Road, ASPLEY QLD 4032
PO Box 354, ASPLEY QLD 4034
ABN: 16230504491
Phone 07 3263 5200 Fax 07 3263 4830
Email: info@taxonline.com.au

John & Donna Larder Superannuation Fund

Operating Statement

For the year ended 30 June 2022

	Note	2022	2021
		\$	\$
Income			
Investment Income			
Trust Distributions	11	8,121.11	2,277.34
Dividends Received	10	10,339.67	8,307.59
Interest Received		206.97	72.67
Contribution Income			
Employer Contributions		46,963.40	50,000.00
Personal Concessional		8,036.60	0.00
Personal Non Concessional		4,029.92	15.08
Other Contributions		(20.00)	20.00
Total Income		<u>77,677.67</u>	<u>60,692.68</u>
Expenses			
Accountancy Fees		1,210.00	0.00
Administration Costs		0.00	1,122.00
ATO Supervisory Levy		259.00	518.00
Auditor's Remuneration		330.00	396.00
Morgans Wealth Plus fees		773.06	3,980.41
Bank Charges		6.27	0.00
Insurance		320.00	0.00
		<u>2,898.33</u>	<u>6,016.41</u>
Member Payments			
Pensions Paid		10,000.00	0.00
Investment Losses			
Changes in Market Values	12	47,800.68	(153,555.97)
Total Expenses		<u>60,699.01</u>	<u>(147,539.56)</u>
Benefits accrued as a result of operations before income tax			
		<u>16,978.66</u>	<u>208,232.24</u>
Income Tax Expense	13	6,654.18	5,166.06
Benefits accrued as a result of operations		<u>10,324.48</u>	<u>203,066.18</u>

The accompanying notes form part of these financial statements.

Refer to compilation report

John & Donna Larder Superannuation Fund

Statement of Financial Position

As at 30 June 2022

	Note	2022 \$	2021 \$
Assets			
Investments			
Managed Investments (Australian)	2	0.00	463,951.40
Shares in Listed Companies (Australian)	3	142,925.73	0.00
Shares in Listed Companies (Overseas)	4	567.60	1,156.90
Units in Listed Unit Trusts (Australian)	5	331,730.79	0.00
Total Investments		<u>475,224.12</u>	<u>465,108.30</u>
Other Assets			
ANZ E*Trade Cash Inv Account 1827-63323		10,000.11	0.11
Cash at Bank - ANZ Acc 4849-54504		4,540.12	0.60
Cash - Wealth+ Portfolio		512.08	22,081.33
Distributions Receivable		8,141.45	458.82
ANZ Cash Investment Account *5631		600.29	0.00
GST Refundable		56.67	291.08
Income Tax Refundable		0.00	806.94
Total Other Assets		<u>23,850.72</u>	<u>23,638.88</u>
Total Assets		<u>499,074.84</u>	<u>488,747.18</u>
Less:			
Liabilities			
Income Tax Payable		2,175.18	0.00
PAYG Instalment Payable		0.00	2,172.00
Total Liabilities		<u>2,175.18</u>	<u>2,172.00</u>
Net assets available to pay benefits		<u>496,899.66</u>	<u>486,575.18</u>
Represented by:			
Liability for accrued benefits allocated to members' accounts	7, 8		
Larder, Donna - Accumulation		196,016.32	184,542.89
Larder, John - Accumulation		257,387.36	302,032.29
Larder, John - Pension (Transition to Retirement Pension)		43,495.98	0.00
Total Liability for accrued benefits allocated to members' accounts		<u>496,899.66</u>	<u>486,575.18</u>

The accompanying notes form part of these financial statements.

Refer to compilation report

Notes to the Financial Statements

For the year ended 30 June 2022

Note 1: Summary of Significant Accounting Policies

The trustees have prepared the financial statements on the basis that the superannuation fund is a non-reporting entity because there are no users dependent on general purpose financial statements. The financial statements are therefore special purpose financial statements that have been prepared in order to meet the requirements of the Superannuation Industry (Supervision) Act 1993 and accompanying Regulations, the trust deed of the fund and the needs of members.

The financial statements have also been prepared on a cash basis and are based on historical costs, except for investments, which have been measured at market values.

The following significant accounting policies, which are consistent with the policies applied in the previous period unless otherwise stated, have been adopted in the preparation of the financial statements.

The financial statements were authorised for issue by the Trustee(s).

a. Measurement of Investments

The fund initially recognises:

- (i) an investment when it controls the future economic benefits expected to flow from the asset. For financial assets, the trade date is considered to be the date on which control of the future economic benefits attributable to the asset passes to the fund; and
- (ii) a financial liability on the date it becomes a party to the contractual provisions of the instrument.

Investments of the fund have been measured at their market values, which refers to the amount that a willing buyer could reasonably be expected to pay to acquire the asset from a willing seller if the following assumptions were made:

- that the buyer and the seller deal with each other at arm's length in relation to the sale;
- that the sale occurred after proper marketing of the asset; and
- that the buyer and the seller acted knowledgeably and prudentially in relation to the sale.

Market values have been determined as follows:

- (i) shares and other securities listed on the Australian Securities Exchange by reference to the relevant market quotations at the end of the reporting period;
- (ii) units in managed funds by reference to the unit redemption price at the end of the reporting period;
- (iii) fixed-interest securities by reference to the redemption price at the end of the reporting period;
- (iv) unlisted investments are stated at trustees' assessment based on estimated market value at balance date or where necessary, an external valuer's opinion; and
- (v) investment properties at the trustees' assessment of the market value or where necessary a qualified independent valuer's opinion at the end of reporting period.

Financial liabilities, such as trade creditors and other payables, are measured at the gross value of the outstanding balance at the end of the reporting period. The trustees have determined that the gross values of the fund's financial liabilities are equivalent to their market values. Any remeasurement changes in the gross values of non-current financial liabilities (including liabilities for members' accrued benefits) are recognised in the operating statement in the periods in which they occur.

b. Cash and Cash Equivalents

Cash and cash equivalents include cash on hand and at call, deposits with banks and short-term, highly liquid investments that are readily convertible to cash and subject to an insignificant risk of change in value.

c. Revenue

Revenue is recognised at the fair value of the consideration received or receivable.

Interest revenue

Interest revenue is recognised in respect of fixed-interest securities, and cash and cash equivalent balances. Interest revenue is recognised upon receipt.

Refer to compilation report

Notes to the Financial Statements

For the year ended 30 June 2022

Dividend revenue

Dividend revenue is recognised when the dividend has been paid or, in the case of dividend reinvestment schemes, when the dividend is credited to the benefit of the fund.

Rental revenue

Rental revenue arising from operating leases on investment properties is recognised upon receipt.

Distribution revenue

Distributions from unit trusts and managed funds are recognised as at the date the unit value is quoted ex-distribution and if not received at the end of the reporting period, are reflected in the statement of financial position as a receivable at market value.

Remeasurement changes in market values

Remeasurement changes in the market values of assets are recognised as income and are determined as the difference between the market value at year-end or consideration received (if sold during the year) and the market value as at the prior year-end or cost (if the investment was acquired during the period).

d. Liability for Accrued Benefits

The liability for accrued benefits represents the fund's present obligation to pay benefits to members and beneficiaries and has been calculated as the difference between the carrying amount of the assets and the carrying amount of the other payables and income tax liabilities as at the end of the reporting period.

e. Goods and Services Tax (GST)

Revenues, expenses and assets are recognised net of the amount of GST, except where the amount of GST incurred is not recoverable from the Australian Taxation Office (ATO).

The net amount of GST recoverable from, or payable to, the ATO is included with other receivables or other payables in the statement of financial position.

f. Critical Accounting Estimates and Judgements

The preparation of financial statements requires the trustees to make judgements, estimates and assumptions that affect the application of accounting policies and the reported amounts of assets and liabilities, income and expenses. Actual results may differ from these estimates.

Estimates and underlying assumptions are reviewed on an ongoing basis. Revisions to accounting estimates are recognised in the period in which the estimate is revised and in any future period affected.

Note 2: Managed Investments (Australian)

	2022 \$	2021 \$
Morgans Wealth Plus portfolio	0.00	463,951.40
	0.00	463,951.40

Note 3: Shares in Listed Companies (Australian)

	2022 \$	2021 \$
Brainchip Holdings Ltd	5,301.60	0.00

Refer to compilation report

John & Donna Larder Superannuation Fund

Notes to the Financial Statements

For the year ended 30 June 2022

Clarity Pharmaceuticals Ltd	6,129.18	0.00
Immutep Limited	4,376.39	0.00
Ishares Core S&p/asx 200 Etf	112,339.04	0.00
Lovisa Holdings Limited	5,164.94	0.00
Tabcorp Holdings Limited	4,115.16	0.00
Telix Pharmaceuticals Limited	5,499.42	0.00
	142,925.73	0.00

Note 4: Shares in Listed Companies (Overseas)

	2022	2021
	\$	\$
Western Uranium & Vanadium Corp.	567.60	1,156.90
	567.60	1,156.90

Note 5: Units in Listed Unit Trusts (Australian)

	2022	2021
	\$	\$
Betashares Global Banks Etf - Currency Hedged	40,751.34	0.00
Betashares Electric Vehicles And Ftr Mobility Etf	7,804.32	0.00
Global X Fang+ Etf	37,505.25	0.00
Betashares Video Games And Esports Etf	7,661.00	0.00
Ishares S&p/asx Div Opportunities Esg Screened Etf	57,107.35	0.00
Betashares Future Of Payments Etf	7,068.40	0.00
Betashares Nasdaq 100 Etf	41,667.60	0.00
Vanguard Ftse Emerging Markets Shares Etf	43,878.45	0.00
Vanguard Msci Index International Shares Etf	88,287.08	0.00
	331,730.79	0.00

Note 7: Liability for Accrued Benefits

	2022	2021
	\$	\$
Liability for accrued benefits at beginning of year	486,575.18	283,509.00
Benefits accrued as a result of operations	10,324.48	203,066.18

Refer to compilation report

John & Donna Larder Superannuation Fund

Notes to the Financial Statements

For the year ended 30 June 2022

Current year member movements	0.00	0.00
Liability for accrued benefits at end of year	496,899.66	486,575.18

Note 8: Vested Benefits

Vested benefits are benefits which are not conditional upon continued membership of the fund (or any factor other than resignation from the plan) and include benefits which members were entitled to receive had they terminated their fund membership as at the end of the reporting period.

	2022 \$	2021 \$
Vested Benefits	496,899.66	486,575.18

Note 9: Guaranteed Benefits

No guarantees have been made in respect of any part of the liability for accrued benefits.

Note 10: Dividends

	2022 \$	2021 \$
Ishares Core S&p/asx 200 Etf	4,073.60	0.00
Morgans Wealth Plus portfolio	6,266.07	0.00
Wealth+ Managed Portfolio Service	0.00	8,307.59
	10,339.67	8,307.59

Refer to compilation report

Notes to the Financial Statements

For the year ended 30 June 2022

Note 11: Trust Distributions

	2022 \$	2021 \$
Vanguard Ftse Emerging Markets Shares Etf	348.45	0.00
Vanguard Msci Index International Shares Etf	950.33	0.00
Morgans Wealth Plus portfolio	1,004.52	0.00
Betashares Video Games And Esports Etf	18.25	0.00
Betashares Nasdaq 100 Etf	1,312.87	0.00
Betashares Electric Vehicles And Ftr Mobility Etf	39.16	0.00
Global X Fang+ Etf	2,172.37	0.00
Ishares S&p/asx Div Opportunities Esg Screened Etf	2,275.16	0.00
Wealth+ Managed Portfolio Service	0.00	2,277.34
	8,121.11	2,277.34

Note 12: Changes in Market Values Unrealised Movements in Market Value

	2022 \$	2021 \$
Loans to Associated Entities (In house loans) - Unitised		
Wealth+ Managed Portfolio Service	0.00	(0.02)
	0.00	(0.02)
Managed Investments (Australian)		
Morgans Wealth Plus portfolio	0.00	91,549.04
	0.00	91,549.04
Other Revaluations		
Other Revaluations	25,581.95	61,151.23
	25,581.95	61,151.23
Shares in Listed Companies (Australian)		
Brainchip Holdings Ltd	(4,559.45)	0.00
Clarity Pharmaceuticals Ltd	(3,690.44)	0.00
Immutep Limited	(397.23)	0.00
Ishares Core S&p/asx 200 Etf	(7,621.88)	0.00
Lovisa Holdings Limited	184.87	0.00
Tabcorp Holdings Limited	173.25	0.00
Telix Pharmaceuticals Limited	538.49	0.00
	(15,372.39)	0.00

Refer to compilation report

John & Donna Larder Superannuation Fund

Notes to the Financial Statements

For the year ended 30 June 2022

Shares in Listed Companies (Overseas)		
Western Uranium & Vanadium Corp.	(589.30)	978.78
	(589.30)	978.78
Shares in Unlisted Private Companies (Australian)		
Neon Capital Ltd	0.00	(123.06)
	0.00	(123.06)
Units in Listed Unit Trusts (Australian)		
Betashares Electric Vehicles And Ftr Mobility Etf	(2,090.11)	0.00
Betashares Future Of Payments Etf	(2,890.41)	0.00
Betashares Global Banks Etf - Currency Hedged	(9,032.62)	0.00
Betashares Nasdaq 100 Etf	(8,276.08)	0.00
Betashares Video Games And Esports Etf	(2,315.10)	0.00
Global X Fang+ Etf	(12,366.65)	0.00
Ishares S&p/asx Div Opportunities Esg Screened Etf	(2,695.69)	0.00
Vanguard Ftse Emerging Markets Shares Etf	(6,104.13)	0.00
Vanguard Msci Index International Shares Etf	(11,650.15)	0.00
	(57,420.94)	0.00
Total Unrealised Movement	(47,800.68)	153,555.97
Realised Movements in Market Value		
	2022	2021
	\$	\$
Loans to Associated Entities (In house loans) - Unitised		
Wealth+ Managed Portfolio Service	0.00	(0.01)
	0.00	(0.01)
Total Realised Movement	0.00	(0.01)
Total Market Movement	(47,800.68)	153,555.96
Note 13: Income Tax Expense		
	2022	2021
	\$	\$
The components of tax expense comprise		
Current Tax	6,654.18	5,166.06

Refer to compilation report

Notes to the Financial Statements

For the year ended 30 June 2022

Income Tax Expense	6,654.18	5,166.06
--------------------	----------	----------

The prima facie tax on benefits accrued before income tax is reconciled to the income tax as follows:

Prima facie tax payable on benefits accrued before income tax at 15%	2,546.80	31,234.84
--	----------	-----------

Less:

Tax effect of:

Non Taxable Contributions	601.49	5.26
Increase in MV of Investments	0.00	23,033.40
Accounting Trust Distributions	1,218.17	341.60

Add:

Tax effect of:

Decrease in MV of Investments	7,170.10	0.00
Pension Payments	1,500.00	0.00
Franking Credits	748.23	495.38
Foreign Credits	42.96	12.70
Net Capital Gains	1,126.95	0.00
Taxable Trust Distributions	364.62	124.62
Distributed Foreign Income	249.66	66.38
Rounding	(0.91)	(0.36)

Income Tax on Taxable Income or Loss	11,928.75	8,553.30
--------------------------------------	-----------	----------

Less credits:

Franking Credits	4,988.20	3,302.56
Foreign Credits	286.37	84.68

Current Tax or Refund	6,654.18	5,166.06
-----------------------	----------	----------

John & Donna Larder Superannuation Fund

Investment Performance

As at 30 June 2022

Investment	Opening Value	Purchases / Additions	Sales / Reductions	Closing Value	Realised Market Gain	Unrealised Market Gain	Net Income	Income and Market Gain	Return %
Bank Accounts									
ANZ Cash Investment Account *5631	0.00	0.00	0.00	600.29	0.00	0.00	7.34	7.34	0.00 %
ANZ E*Trade Cash Inv Account 1827-63323	0.11	0.00	0.00	10,000.11	0.00	0.00	0.00	0.00	0.00 %
Cash - Wealth+ Portfolio	22,081.33	0.00	0.00	512.08	0.00	0.00	198.29	198.29	0.90 %
Cash at Bank - ANZ Acc 4849-54504	0.60	0.00	0.00	4,540.12	0.00	0.00	1.34	1.34	223.33 %
	22,082.04	0.00	0.00	15,652.60	0.00	0.00	206.97	206.97	0.94 %
Managed Investments (Australian)									
697435 Morgans Wealth Plus portfolio	463,951.40	46,840.90	399,816.77	0.00	0.00	(110,975.53)	9,851.80	(101,123.73)	(91.12) %
	463,951.40	46,840.90	399,816.77	0.00	0.00	(110,975.53)	9,851.80	(101,123.73)	(91.12) %
Shares in Listed Companies (Australian)									
BRN.AX Brainchip Holdings Ltd	0.00	9,861.05	0.00	5,301.60	0.00	(4,559.45)	0.00	(4,559.45)	(46.24) %
CU6.AX Clarity Pharmaceuticals Ltd	0.00	9,819.62	0.00	6,129.18	0.00	(3,690.44)	0.00	(3,690.44)	(37.58) %
IMM.AX Immutep Limited	0.00	4,773.62	0.00	4,376.39	0.00	(397.23)	0.00	(397.23)	(8.32) %
IOZ.AX Ishares Core S&p/asx 200 Etf	0.00	119,960.92	0.00	112,339.04	0.00	(7,621.88)	5,546.21	(2,075.67)	(1.73) %
LOV.AX Lovisa Holdings Limited	0.00	4,980.07	0.00	5,164.94	0.00	184.87	0.00	184.87	3.71 %
TAH.AX Tabcorp Holdings Limited	0.00	3,941.91	0.00	4,115.16	0.00	173.25	0.00	173.25	4.40 %
TLX.AX Telix Pharmaceuticals Limited	0.00	4,960.93	0.00	5,499.42	0.00	538.49	0.00	538.49	10.85 %
	0.00	158,298.12	0.00	142,925.73	0.00	(15,372.39)	5,546.21	(9,826.18)	(6.21) %
Shares in Listed Companies (Overseas)									
697435A Western Uranium & Vanadium Corp.	1,156.90	0.00	0.00	567.60	0.00	(589.30)	0.00	(589.30)	(50.94) %
	1,156.90	0.00	0.00	567.60	0.00	(589.30)	0.00	(589.30)	(50.94) %
Units in Listed Unit Trusts (Australian)									

John & Donna Larder Superannuation Fund
Investment Performance

As at 30 June 2022

Investment	Opening Value	Purchases / Additions	Sales / Reductions	Closing Value	Realised Market Gain	Unrealised Market Gain	Net Income	Income and Market Gain	Return %
DRIV.AX Betashares Electric Vehicles And Ftr Mobility Etf	0.00	9,894.43	0.00	7,804.32	0.00	(2,090.11)	39.16	(2,050.95)	(20.73) %
IPAY.AX Betashares Future Of Payments Etf	0.00	9,958.81	0.00	7,068.40	0.00	(2,890.41)	0.00	(2,890.41)	(29.02) %
BNKS.AX Betashares Global Banks Etf - Currency Hedged	0.00	49,783.96	0.00	40,751.34	0.00	(9,032.62)	0.00	(9,032.62)	(18.14) %
NDQ.AX Betashares Nasdaq 100 Etf	0.00	49,943.68	0.00	41,667.60	0.00	(8,276.08)	1,312.87	(6,963.21)	(13.94) %
GAME.AX Betashares Video Games And Esports Etf	0.00	9,976.10	0.00	7,661.00	0.00	(2,315.10)	18.25	(2,296.85)	(23.02) %
FANG.AX Global X Fang+ Etf	0.00	49,871.90	0.00	37,505.25	0.00	(12,366.65)	2,172.37	(10,194.28)	(20.44) %
IHD.AX Ishares S&p/asx Div Opportunities Esg Screened Etf	0.00	59,803.04	0.00	57,107.35	0.00	(2,695.69)	3,209.54	513.85	0.86 %
VGE.AX Vanguard Ftse Emerging Markets Shares Etf	0.00	49,982.58	0.00	43,878.45	0.00	(6,104.13)	348.45	(5,755.68)	(11.52) %
VGS.AX Vanguard Msci Index International Shares Etf	0.00	99,937.23	0.00	88,287.08	0.00	(11,650.15)	950.33	(10,699.82)	(10.71) %
	0.00	389,151.73	0.00	331,730.79	0.00	(57,420.94)	8,050.97	(49,369.97)	(12.69) %
	487,190.34	594,290.75	399,816.77	490,876.72	0.00	(184,358.16)	23,655.95	(160,702.21)	(23.57) %

John & Donna Larder Superannuation Fund

Investment Summary Report

As at 30 June 2022

Investment	Units	Market Price ¹	Market Value	Average Cost	Accounting Cost	Unrealised Gain/(Loss)	Gain/(Loss)%	Portfolio Weight%
Cash/Bank Accounts								
ANZ Cash Investment Account *5631		600.290000	600.29	600.29	600.29			0.12 %
ANZ E*Trade Cash Inv Account 1827-63323		10,000.110000	10,000.11	10,000.11	10,000.11			2.04 %
Cash - Wealth+ Portfolio		512.080000	512.08	512.08	512.08			0.10 %
Cash at Bank - ANZ Acc 4849-54504		4,540.120000	4,540.12	4,540.12	4,540.12			0.92 %
			15,652.60		15,652.60			3.19 %
Managed Investments (Australian)								
697435 Morgans Wealth Plus portfolio	1.00	0.000000	0.00	34,426.50	34,426.50	(34,426.50)	(100.00) %	0.00 %
			0.00		34,426.50	(34,426.50)	(100.00) %	0.00 %
Other Revaluations								
Other Revaluations						25,581.95		
						25,581.95		0.00 %
Shares in Listed Companies (Australian)								
BRN.AX Brainchip Holdings Ltd	6,627.00	0.800000	5,301.60	1.49	9,861.05	(4,559.45)	(46.24) %	1.08 %
CU6.AX Clarity Pharmaceuticals Ltd	12,018.00	0.510000	6,129.18	0.82	9,819.62	(3,690.44)	(37.58) %	1.25 %
IMM.AX Immutep Limited	15,091.00	0.290000	4,376.39	0.32	4,773.62	(397.23)	(8.32) %	0.89 %
IOZ.AX Ishares Core S&p/asx 200 Etf	4,118.00	27.280000	112,339.04	29.13	119,960.92	(7,621.88)	(6.35) %	22.89 %
LOV.AX Lovisa Holdings Limited	374.00	13.810000	5,164.94	13.32	4,980.07	184.87	3.71 %	1.05 %
TAH.AX Tabcorp Holdings Limited	3,864.00	1.065000	4,115.16	1.02	3,941.91	173.25	4.40 %	0.84 %
TLX.AX Telix Pharmaceuticals Limited	1,214.00	4.530000	5,499.42	4.09	4,960.93	538.49	10.85 %	1.12 %
			142,925.73		158,298.12	(15,372.39)	(9.71) %	29.12 %
Shares in Listed Companies (Overseas)								
697435A Western Uranium & Vanadium Corp.	440.00	1.290000	567.60	0.00	0.00	567.60	0.00 %	0.12 %
			567.60		0.00	567.60		0.12 %
Shares in Unlisted Private Companies (Australian)								
NEN Neon Capital Ltd	1,050.00	0.000000*	0.00	3.19	3,348.50	(3,348.50)	(100.00) %	0.00 %

John & Donna Larder Superannuation Fund

Investment Summary Report

As at 30 June 2022

Investment	Units	Market Price ¹	Market Value	Average Cost	Accounting Cost	Unrealised Gain/(Loss)	Gain/(Loss)%	Portfolio Weight%	
			0.00		3,348.50	(3,348.50)	(100.00) %	0.00 %	
Units in Listed Unit Trusts (Australian)									
DRIV.AX	Betashares Electric Vehicles And Ftr Mobility Etf	916.00	8.520000	7,804.32	10.80	9,894.43	(2,090.11)	(21.12) %	1.59 %
IPAY.AX	Betashares Future Of Payments Etf	862.00	8.200000	7,068.40	11.55	9,958.81	(2,890.41)	(29.02) %	1.44 %
BNKS.AX	Betashares Global Banks Etf - Currency Hedged	7,014.00	5.810000	40,751.34	7.10	49,783.96	(9,032.62)	(18.14) %	8.30 %
NDQ.AX	Betashares Nasdaq 100 Etf	1,560.00	26.710000	41,667.60	32.02	49,943.68	(8,276.08)	(16.57) %	8.49 %
GAME.AX	Betashares Video Games And Esports Etf	815.00	9.400000	7,661.00	12.24	9,976.10	(2,315.10)	(23.21) %	1.56 %
FANG.AX	Global X Fang+ Etf	3,165.00	11.850000	37,505.25	15.76	49,871.90	(12,366.65)	(24.80) %	7.64 %
IHD.AX	Ishares S&p/asx Div Opportunities Esg Screened Etf	4,465.00	12.790000	57,107.35	13.39	59,803.04	(2,695.69)	(4.51) %	11.63 %
VGE.AX	Vanguard Ftse Emerging Markets Shares Etf	655.00	66.990000	43,878.45	76.31	49,982.58	(6,104.13)	(12.21) %	8.94 %
VGS.AX	Vanguard Msci Index International Shares Etf	994.00	88.820000	88,287.08	100.54	99,937.23	(11,650.15)	(11.66) %	17.99 %
				331,730.79		389,151.73	(57,420.94)	(14.76) %	67.58 %
				490,876.72		600,877.45	(84,418.78)	(14.05) %	100.00 %

¹Market Prices as at Reporting Date. Note: Where prices unavailable, system will use last known price

* Investments using last known price

Investment	Market Price	Market Price Date
Neon Capital Ltd	0.000000	30/06/2021

John & Donna Larder Superannuation Fund

Realised Capital Gains Report

For The Period 01 July 2021 - 30 June 2022

Investment		Accounting Treatment				Tax Treatment						
Purchase Contract Date	Disposal Contract Date	Units	Cost	Proceeds	Accounting Profit/(Loss)	Adjusted Cost Base	Reduced Cost Base	Indexed Cost Base	Indexed Gains	Discounted Gains (Gross)	Other Gains	Capital Loss
Managed Investments (Australian)												
MorgansWealth+ - Morgans Wealth Plus portfolio												
		0.00	0.00	0.00	0.00	0.00	0.00	0.00	0.00	27.96	0.00	0.00
		0.00	0.00	0.00	0.00	0.00	0.00	0.00	0.00	84,316.01	0.00	0.00
		0.00	0.00	0.00	0.00	0.00	0.00	0.00	0.00	84,343.97	0.00	0.00
		0.00	0.00	0.00	0.00	0.00	0.00	0.00	0.00	84,343.97	0.00	0.00
Units in Listed Unit Trusts (Australian)												
FANG.AX1 - Global X Fang+ Etf												
		0.00	0.00	0.00	0.00	0.00	0.00	0.00	0.00	1,198.08	853.09	0.00
		0.00	0.00	0.00	0.00	0.00	0.00	0.00	0.00	1,198.08	853.09	0.00
NDQ.AX1 - Betashares Nasdaq 100 Etf												
		0.00	0.00	0.00	0.00	0.00	0.00	0.00	0.00	2,543.17	0.00	0.00
		0.00	0.00	0.00	0.00	0.00	0.00	0.00	0.00	2,543.17	0.00	0.00
VGE.AX - Vanguard Ftse Emerging Markets Shares Etf												
		0.00	0.00	0.00	0.00	0.00	0.00	0.00	0.00	68.77	0.00	0.00
		0.00	0.00	0.00	0.00	0.00	0.00	0.00	0.00	68.77	0.00	0.00
VGS.AX - Vanguard Msci Index International Shares Etf												
		0.00	0.00	0.00	0.00	0.00	0.00	0.00	0.00	363.23	0.00	0.00
		0.00	0.00	0.00	0.00	0.00	0.00	0.00	0.00	363.23	0.00	0.00
		0.00	0.00	0.00	0.00	0.00	0.00	0.00	0.00	4,173.25	853.09	0.00

0.00	0.00	0.00	0.00	0.00	0.00	0.00	0.00	0.00	88,517.22	853.09	0.00
------	------	------	------	------	------	------	------	------	-----------	--------	------

John & Donna Larder Superannuation Fund
Investment Income Report
As at 30 June 2022

Investment	Total Income	Franked	Unfranked	Interest/ Other	Franking Credits	Foreign Income	Foreign Credits * 1	Assessable Income (Excl. Capital Gains) * 2	TFN Credits	Other Deductions	Distributed Capital Gains	Non-Assessable Payments
Bank Accounts												
ANZ Cash Investment Account *5631	7.34			7.34				7.34				
Cash - Wealth+ Portfolio	198.29			198.29				198.29				
Cash at Bank - ANZ Acc 4849-54504	1.34			1.34				1.34				
	206.97	0.00	0.00	206.97	0.00	0.00	0.00	206.97	0.00	0.00	0.00	0.00
Managed Investments (Australian)												
697435 Morgans Wealth Plus portfolio	1,004.52	0.37		294.07	0.48	358.99	21.29	675.20			56,224.65	337.11
697435 Morgans Wealth Plus portfolio	6,266.07	6,021.76	244.31		2,580.73			8,846.80				
	7,270.59	6,022.13	244.31	294.07	2,581.21	358.99	21.29	9,522.00	0.00	0.00	56,224.65	337.11
Shares in Listed Companies (Australian)												
IOZ.AX Ishares Core S&p/asx 200 Etf	4,073.60	3,436.08	637.52		1,472.61			5,546.21				
	4,073.60	3,436.08	637.52	0.00	1,472.61	0.00	0.00	5,546.21	0.00	0.00	0.00	0.00
Units in Listed Unit Trusts (Australian)												
DRIV.AX Betashares Electric Vehicles And Ftr Mobility Etf	39.16					39.16	11.69	50.85				
NDQ.AX Betashares Nasdaq 100 Etf	1,312.87			0.03		82.54	48.89	131.46			2,543.17	-1,312.87
GAME.AX Betashares Video Games And Esports Etf	18.25					18.25	3.03	21.28				
FANG.AX Global X Fang+ Etf	2,172.37										2,051.17	121.20
IHD.AX Ishares S&p/asx Div Opportunities Esg Screened Etf	2,275.16	2,046.19	40.16	49.96	934.38	74.59	5.15	3,150.43				64.27
VGE.AX Vanguard Ftse Emerging Markets Shares Etf	348.45					308.68	67.89	376.57			68.77	-29.00
VGS.AX Vanguard Msci Index International Shares Etf	950.33					782.16	128.43	910.59			363.23	-195.06
	7,116.59	2,046.19	40.16	49.99	934.38	1,305.38	265.08	4,641.18	0.00	0.00	5,026.34	-1,351.46
	18,667.75	11,504.40	921.99	551.03	4,988.20	1,664.37	286.37	19,916.36	0.00	0.00	61,250.99	-1,014.35

Assessable Income (Excl. Capital Gains) **19,916.36**
Net Capital Gain **59,864.57**

Total Assessable Income **79,780.93**

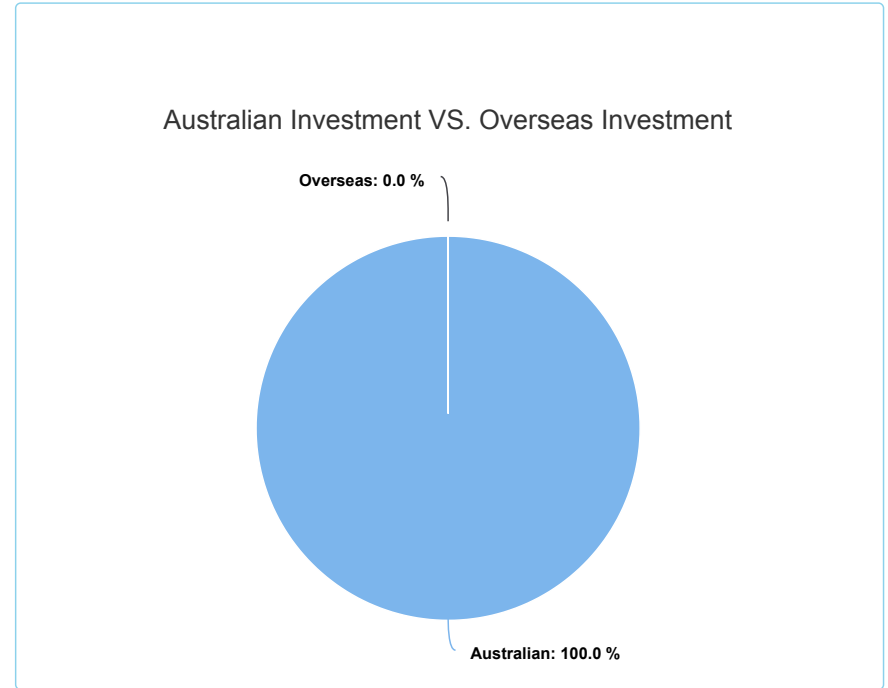
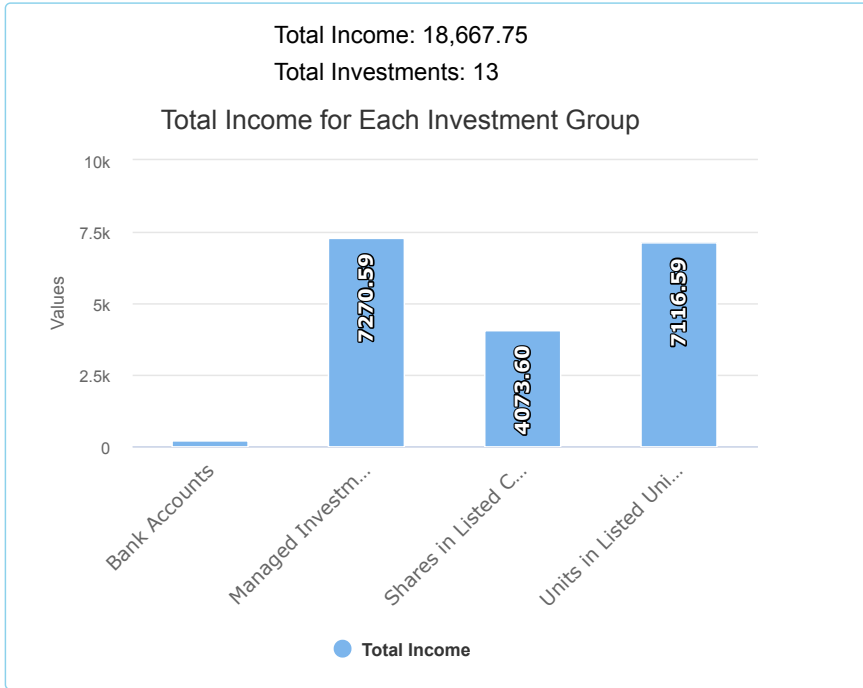
*1 Includes foreign credits from foreign capital gains.

*2 Assessable Income in the SMSF Annual Return will be different as capital gains and losses from disposals of assets have not been included.

For a breakdown of Distributed Capital Gains and Non-Assessable Payments refer to Distributions Reconciliation Report. Includes foreign credits from foreign capital gains.

Investment Income Report

As at 30 June 2022



John & Donna Larder Superannuation Fund

Compilation Report

We have compiled the accompanying special purpose financial statements of the John & Donna Larder Superannuation Fund which comprise the statement of financial position as at 30 June 2022 the operating statement for the year then ended, a summary of significant accounting policies and other explanatory notes. The specific purpose for which the special purpose financial statements have been prepared is set out in Note 1 to the financial statements.

The Responsibility of the Trustee

The Trustee of John & Donna Larder Superannuation Fund are solely responsible for the information contained in the special purpose financial statements, the reliability, accuracy and completeness of the information and for the determination that the financial reporting framework used is appropriate to meet their needs and for the purpose that the financial statements were prepared.

Our Responsibility

On the basis of information provided by the Trustee, we have compiled the accompanying special purpose financial statements in accordance with the financial reporting framework as described in Note 1 to the financial statements and APES 315: Compilation of Financial Information.

We have applied our expertise in accounting and financial reporting to compile these financial statements in accordance with the financial reporting framework described in Note 1 to the financial statements. We have complied with the relevant ethical requirements of APES 110: Code of Ethics for Professional Accountants.

Assurance Disclaimer

Since a compilation engagement is not an assurance engagement, we are not required to verify the reliability, accuracy or completeness of the information provided to us by management to compile these financial statements. Accordingly, we do not express an audit opinion or a review conclusion on these financial statements.

The special purpose financial statements were compiled exclusively for the benefit of the directors of the trustee company who are responsible for the reliability, accuracy and completeness of the information used to compile them. We do not accept responsibility for the contents of the special purpose financial statements.

Sam Greco & Co Chartered Accountants

of

Level 1 Mitcham House 1355 Gympie Road, Aspley, Queensland 4034

Signed:

Sam Greco

Dated:

08-03-2023

Trustees Declaration

The trustees have determined that the fund is not a reporting entity and that the special purpose financial statements should be prepared in accordance with the accounting policies described in Note 1 to the financial statements.

In the opinion of the trustees:

- (i) the financial statements and notes to the financial statements for the year ended 30 June 2022 present fairly, in all material respects, the financial position of the superannuation fund at 30 June 2022 and the results of its operations for the year then ended in accordance with the accounting policies described in Note 1 to the financial statements;
- (ii) the financial statements and notes to the financial statements have been prepared in accordance with the requirements of the trust deed; and
- (iii) the operation of the superannuation fund has been carried out in accordance with its trust deed and in compliance with the requirements of the Superannuation Industry (Supervision) Act 1993 and associated Regulations during the year ended 30 June 2022.

Signed in accordance with a resolution of the trustees by:

John Larder

.....
John Larder

Trustee

Donna Larder

.....
Donna Larder

Trustee

10-03-2023

Dated this day of

Minutes of a meeting of the Trustee(s)

held on _____ at 10 Eden Drive, Eatons Hill, Queensland 4037

PRESENT:	John Larder and Donna Larder
MINUTES:	The Chair reported that the minutes of the previous meeting had been signed as a true record.
FINANCIAL STATEMENTS OF SUPERANNUATION FUND:	<p>It was resolved that the financial statements would be prepared as special purpose financial statements as, in the opinion of the trustee(s), the superannuation fund is a non-reporting entity and therefore is not required to comply with all Australian Accounting Standards.</p> <p>The Chair tabled the financial statements and notes to the financial statements of the superannuation fund in respect of the year ended 30 June 2022 and it was resolved that such statements be and are hereby adopted as tabled.</p>
TRUSTEE'S DECLARATION:	It was resolved that the trustee's declaration of the superannuation fund be signed.
ANNUAL RETURN:	Being satisfied that the fund had complied with the requirements of the Superannuation Industry (Supervision) Act 1993 (SISA) and Regulations during the year ended 30 June 2022, it was resolved that the annual return be approved, signed and lodged with the Australian Taxation Office.
TRUST DEED:	The Chair tabled advice received from the fund's legal adviser confirming that the fund's trust deed is consistent with all relevant superannuation and trust law.
INVESTMENT STRATEGY:	The allocation of the fund's assets and the fund's investment performance over this financial year were reviewed and found to be within the acceptable ranges outlined in the investment strategy. After considering the risk, rate of return and liquidity of the investments and the ability of the fund to discharge its existing liabilities, it was resolved that the investment strategy continues to reflect the purposes and circumstances of the fund and its members. Accordingly, no changes in the investment strategy were required.
INSURANCE COVER:	The trustee(s) reviewed the current life and total and permanent disability insurance coverage on offer to the members and resolved that the current insurance arrangements were appropriate for the fund.
ALLOCATION OF INCOME:	It was resolved that the income of the fund would be allocated to the members based on their average daily balance (an alternative allocation basis may be percentage of opening balance).
INVESTMENT ACQUISITIONS:	It was resolved to ratify the investment acquisitions throughout the financial year ended 30 June 2022.
INVESTMENT DISPOSALS:	It was resolved to ratify the investment disposals throughout the financial year ended 30 June 2022.
AUDITORS:	It was resolved that Super Audits Pty Ltd of 5A Broadway, Glenelg South, South Australia 5045 act as auditors of the Fund for the next financial year.
TAX AGENTS:	It was resolved that Sam Greco & Co Chartered Accountants act as tax agents of the Fund for the next financial year.
TRUSTEE STATUS:	Each of the trustee(s) confirmed that they are qualified to act as trustee(s) of the fund and that they are not disqualified persons as defined by s 120 of the SISA.

Minutes of a meeting of the Trustee(s)

held on _____ at 10 Eden Drive, Eatons Hill, Queensland 4037

CONTRIBUTIONS RECEIVED:

It was resolved that the contributions during the year be allocated to members on the basis of the schedule provided by the principal Fund employer.

PAYMENT OF BENEFITS:

The trustee has ensured that any payment of benefits made from the Fund, meets the requirements of the Fund's deed and does not breach the superannuation laws in relation to:

1. making payments to members; and,
2. breaching the Fund or the member investment strategy.

The trustee has reviewed the payment of the benefit and received advice that the transfer is in accordance with the Deed and the superannuation laws. As such the trustee has resolved to allow the payment of the benefits on behalf of the member.

CLOSURE:

All resolutions for this meeting were made in accordance with the SISA and Regulations.

There being no further business the meeting then closed.

Signed as a true record –

Donna Larder

.....

Donna Larder

Chairperson

John & Donna Larder Superannuation Fund

Members Statement

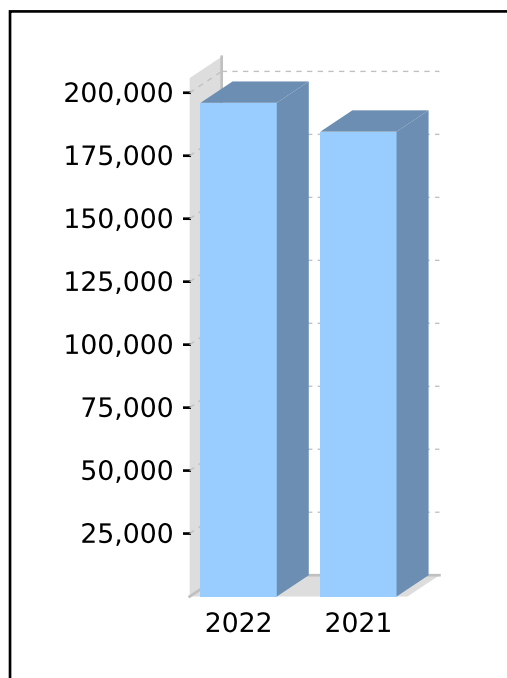
Donna Larder
 10 Eden Drive
 Eatons Hill, Queensland, 4037, Australia

Your Details

Date of Birth :	16/08/1963	Nominated Beneficiaries:	N/A
Age:	58	Nomination Type:	N/A
Tax File Number:	487164912	Vested Benefits:	196,016.32
Date Joined Fund:	06/03/2008		
Service Period Start Date:	26/09/2005		
Date Left Fund:			
Member Code:	LARDON00001A		
Account Start Date:	06/03/2008		
Account Phase:	Accumulation Phase		
Account Description:	Accumulation		

Your Balance

Total Benefits	196,016.32
<u>Preservation Components</u>	
Preserved	195,016.32
Unrestricted Non Preserved	
Restricted Non Preserved	1,000.00
<u>Tax Components</u>	
Tax Free	27,271.03
Taxable	168,745.29



Your Detailed Account Summary

	This Year
Opening balance at 01/07/2021	184,542.89
<u>Increases to Member account during the period</u>	
Employer Contributions	20,475.00
Personal Contributions (Concessional)	7,025.00
Personal Contributions (Non Concessional)	4,029.92
Government Co-Contributions	(20.00)
Other Contributions	
Proceeds of Insurance Policies	
Transfers In	
Net Earnings	(14,486.75)
Internal Transfer In	
<u>Decreases to Member account during the period</u>	
Pensions Paid	
Contributions Tax	4,125.00
Income Tax	1,424.74
No TFN Excess Contributions Tax	
Excess Contributions Tax	
Refund Excess Contributions	
Division 293 Tax	
Insurance Policy Premiums Paid	
Management Fees	
Member Expenses	
Benefits Paid/Transfers Out	
Superannuation Surcharge Tax	
Internal Transfer Out	
Closing balance at 30/06/2022	196,016.32

John & Donna Larder Superannuation Fund

Members Statement

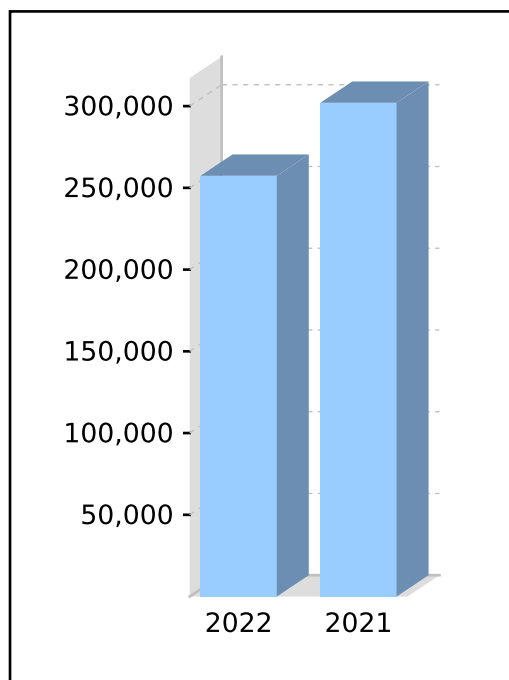
John Larder
 10 Eden Drive
 Eatons Hill, Queensland, 4037, Australia

Your Details

Date of Birth :	03/10/1960	Nominated Beneficiaries:	N/A
Age:	61	Nomination Type:	N/A
Tax File Number:	485467410	Vested Benefits:	257,387.36
Date Joined Fund:	06/03/2008		
Service Period Start Date:	06/03/2008		
Date Left Fund:			
Member Code:	LARJOH00001A		
Account Start Date:	06/03/2008		
Account Phase:	Accumulation Phase		
Account Description:	Accumulation		

Your Balance

Total Benefits	257,387.36
<u>Preservation Components</u>	
Preserved	255,521.76
Unrestricted Non Preserved	
Restricted Non Preserved	1,865.60
<u>Tax Components</u>	
Tax Free	10,043.58
Taxable	247,343.78



Your Detailed Account Summary

	This Year
Opening balance at 01/07/2021	302,032.29
<u>Increases to Member account during the period</u>	
Employer Contributions	26,488.40
Personal Contributions (Concessional)	1,011.60
Personal Contributions (Non Concessional)	
Government Co-Contributions	
Other Contributions	
Proceeds of Insurance Policies	
Transfers In	
Net Earnings	34,003.81
Internal Transfer In	
<u>Decreases to Member account during the period</u>	
Pensions Paid	
Contributions Tax	4,125.05
Income Tax	2,023.69
No TFN Excess Contributions Tax	
Excess Contributions Tax	
Refund Excess Contributions	
Division 293 Tax	
Insurance Policy Premiums Paid	
Management Fees	
Member Expenses	
Benefits Paid/Transfers Out	
Superannuation Surcharge Tax	
Internal Transfer Out	100,000.00
Closing balance at 30/06/2022	257,387.36

John & Donna Larder Superannuation Fund

Members Statement

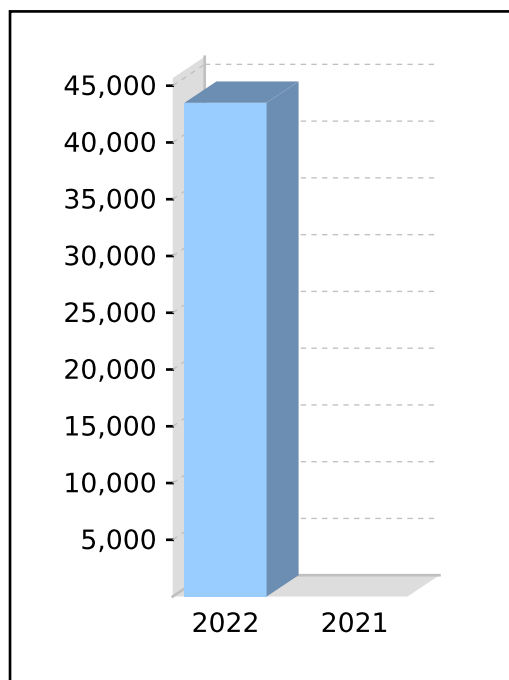
John Larder
 10 Eden Drive
 Eatons Hill, Queensland, 4037, Australia

Your Details

Date of Birth :	03/10/1960	Nominated Beneficiaries:	N/A
Age:	61	Nomination Type:	N/A
Tax File Number:	485467410	Vested Benefits:	43,495.98
Date Joined Fund:	06/03/2008		
Service Period Start Date:	06/03/2008		
Date Left Fund:			
Member Code:	LARJOH00002P		
Account Start Date:	01/12/2021		
Account Phase:	Accumulation Phase		
Account Description:	Transition to Retirement Pension		

Your Balance

Total Benefits	43,495.98
<u>Preservation Components</u>	
Preserved	43,495.98
Unrestricted Non Preserved	
Restricted Non Preserved	
<u>Tax Components</u>	
Tax Free (4.76%)	2,068.86
Taxable	41,427.12



Your Detailed Account Summary

	This Year
Opening balance at 01/07/2021	
<u>Increases to Member account during the period</u>	
Employer Contributions	
Personal Contributions (Concessional)	
Personal Contributions (Non Concessional)	
Government Co-Contributions	
Other Contributions	
Proceeds of Insurance Policies	
Transfers In	
Net Earnings	(46,273.75)
Internal Transfer In	100,000.00
<u>Decreases to Member account during the period</u>	
Pensions Paid	10,000.00
Contributions Tax	
Income Tax	230.27
No TFN Excess Contributions Tax	
Excess Contributions Tax	
Refund Excess Contributions	
Division 293 Tax	
Insurance Policy Premiums Paid	
Management Fees	
Member Expenses	
Benefits Paid/Transfers Out	
Superannuation Surcharge Tax	
Internal Transfer Out	
Closing balance at 30/06/2022	43,495.98

John & Donna Larder Superannuation Fund
John Larder
10 Eden Drive, Eatons Hill, Queensland 4037

Dear Sir/Madam

**John & Donna Larder Superannuation Fund
Commencement of Transition to Retirement Pension**

I hereby request the trustee to commence a Transition to Retirement Pension with a commencement date of 01/12/2021 with \$100,000.00 of the superannuation benefits standing to my member's account in the fund. The pension does not have a reversionary beneficiary.

This balance contains:
a Taxable Balance of: \$95,241.55; and
a Tax Free Balance of: \$4,758.45.
Tax Free proportion: 4.76%.

I have reached my preservation age and have currently satisfied a condition of release under the SIS Act.

I agree to withdraw my minimum pension of \$1,160.00 but will not exceed my maximum allowable threshold for the current period.

If you have any queries with regard to the above, please do not hesitate to contact me.

Yours sincerely

John Larder

.....
John Larder
10 Eden Drive, Eatons Hill, Queensland 4037

Minutes of a Meeting of the Trustee(s)

held on _____ at 10 Eden Drive, Eatons Hill, Queensland 4037

PRESENT:

John Larder and Donna Larder

PENSION COMMENCEMENT:

John Larder wishes to commence a new Transition to Retirement Pension with a commencement date of 01/12/2021.

The Pension Account Balance used to support this pension will be \$100,000.00, consisting of:

- Taxable amount of \$95,241.55; and
 - Tax Free amount of \$4,758.45
- Tax Free proportion: 4.76%.

CONDITION OF RELEASE:

It was resolved that the member has satisfied a Condition of Release and was entitled to access their benefits on their Transition to Retirement Pension.

**TRUSTEE
ACKNOWLEDGEMENT:**

It was resolved that Trustee(s) have agreed to this and has taken action to ensure the following:

- The member's minimum pension payments are to be made at least annually
- An amount or percentage of the pension will not be prescribed as being left-over when the pension ceases
- The pension can be transferred only on the death of the pensioner to one of their dependants or cashed as a lump sum to the pensioner's estate.
- The Trustee(s) will comply with ATO obligations such as PAYG withholding and payment summary obligations
- The fund's trust deed provides for payment of this pension to the member
- The Trustee(s) will notify the member, in writing, of their pension amount and assessable amount each year.

REVERSIONARY:

The pension does not have a reversionary beneficiary.

PAYMENT:

It was resolved that the trustees have agreed to pay the pension payment for the current year of \$1,160.00 in the frequency of at least an annual payment.

CLOSURE:

Signed by the trustee(s) pursuant to the Fund Deed.

John Larder

.....
John Larder
Chairperson

John & Donna Larder Superannuation Fund
John Larder
10 Eden Drive, Eatons Hill, Queensland 4037

Dear Sir/Madam

**John & Donna Larder Superannuation Fund
Commencement of Transition to Retirement Pension**

John Larder and Donna Larder as trustee for John & Donna Larder Superannuation Fund acknowledges that John Larder has advised their intention to commence a new Transition to Retirement Pension on 01/12/2021. The pension does not have a reversionary beneficiary.

The Trustee(s) has agreed to this and has taken action to ensure the following:

- The member's minimum pension payments are to be made at least annually
- An amount or percentage of the pension will not be prescribed as being left-over when the pension ceases
- The pension can be transferred only on the death of the pensioner to one of their dependants or cashed as a lump sum to the pensioner's estate.
- The Trustee(s) will comply with ATO obligations such as PAYG withholding and payment summary obligations
- You have reached your preservation age and satisfied a condition of release under the SIS Act.
- Establish that the fund's trust deed provides for payment of this pension to the member.

The trustee(s) have agreed to pay your pension payment for the current year of \$1,160.00 in the frequency of at least an annual payment.

If you have any queries with regard to the above, please do not hesitate to contact me.

Yours sincerely

John Larder

.....
John Larder

Donna Larder

.....
Donna Larder

John & Donna Larder Superannuation Fund Deductions Notice Letter

I, Donna Larder as a member of John & Donna Larder Superannuation Fund

have requested in writing in accordance with section 290-170 of the Income Tax Assessment Act 1997 the intention to claim a tax deduction of

\$7025.00

for contributions paid in the year ended 30 June 2022.

Donna Larder

Donna Larder

Date: 10-03-2023

John & Donna Larder Superannuation Fund Deductions Notice Letter

I, John Larder as a member of John & Donna Larder Superannuation Fund

have requested in writing in accordance with section 290-170 of the Income Tax Assessment Act 1997 the intention to claim a tax deduction of

\$1011.60

for contributions paid in the year ended 30 June 2022.

John Larder

John Larder

Date: 10-08-2023

John & Donna Larder Superannuation Fund Deductions Notice Letter

John Larder and Donna Larder as trustee for John & Donna Larder Superannuation Fund acknowledges that

Donna Larder

has advised in writing in accordance with Section 290-170 of the Income Tax Assessment Act 1997 the intention to claim a tax deduction of

\$7025.00

for contributions paid in the year ended 30 June 2022. The Trustee has taken action to deduct the appropriate level of tax from the contributions claimed.

Donna Larder

Donna Larder

Date: 10-03-2023

**** IMPORTANT INFORMATION - PLEASE READ THE FOLLOWING CAREFULLY ****

If your records confirm the above amount claimed no action on your behalf is required. Retain this acknowledgement with your taxation records as it may be requested by the Australian Taxation Office to substantiate your tax deduction for Superannuation Contributions.

Otherwise: Complete the details below and return this form to the Trustee if:

1. The amount shown above is not the amount that will be claimed, or
2. The Australian Taxation Office disallows/reduces the amount you claim.

In terms of Section 290-170 of the Income Tax Assessment Act 1997 I advise that the amount I intend to claim as a tax deduction for the period 01 July 2021 to 30 June 2022 is: \$ _____

Donna Larder

Donna Larder

Date: 10-03-2023

John & Donna Larder Superannuation Fund Deductions Notice Letter

John Larder and Donna Larder as trustee for John & Donna Larder Superannuation Fund acknowledges that

John Larder

has advised in writing in accordance with Section 290-170 of the Income Tax Assessment Act 1997 the intention to claim a tax deduction of

\$1011.60

for contributions paid in the year ended 30 June 2022. The Trustee has taken action to deduct the appropriate level of tax from the contributions claimed.

Donna Larder

Donna Larder

Date: 10-03-2023

**** IMPORTANT INFORMATION - PLEASE READ THE FOLLOWING CAREFULLY ****

If your records confirm the above amount claimed no action on your behalf is required. Retain this acknowledgement with your taxation records as it may be requested by the Australian Taxation Office to substantiate your tax deduction for Superannuation Contributions.

Otherwise: Complete the details below and return this form to the Trustee if:

1. The amount shown above is not the amount that will be claimed, or
2. The Australian Taxation Office disallows/reduces the amount you claim.

In terms of Section 290-170 of the Income Tax Assessment Act 1997 I advise that the amount I intend to claim as a tax deduction for the period 01 July 2021 to 30 June 2022 is: \$ _____

John Larder

John Larder

Date: 10-03-2023

John & Donna Larder Superannuation Fund

Pension Summary

As at 30 June 2022

Member Name : Larder, John

Member Age : 61* (Date of Birth : 03/10/1960)

Member Code	Pension Type	Pension Start Date	Tax Free	Min / PF	Minimum	Maximum	Gross Pension Payments	PAYG	Net Pension Payment	Amount to reach Minimum
LARJOH0002P	Transition to Retirement Pension	01/12/2021	4.76%	2.00%	\$1,160.00*	\$10,000.00	\$10,000.00	\$0.00	\$10,000.00	NIL

*COVID-19 50% reduction has been applied to the minimum pension amount.

					\$1,160.00	\$10,000.00	\$10,000.00	\$0.00	\$10,000.00	\$0.00
--	--	--	--	--	-------------------	--------------------	--------------------	---------------	--------------------	---------------

Total :

					\$1,160.00	\$10,000.00	\$10,000.00	\$0.00	\$10,000.00	\$0.00
--	--	--	--	--	-------------------	--------------------	--------------------	---------------	--------------------	---------------

*Age as at 01/07/2021 or pension start date for new pensions.

John & Donna Larder Superannuation Fund
Yearly Projected Pension Calculation Report

As at 01 July 2022

Member Name	Member Code	Pension Type	Pension Start/ Conversion Date	Age (as at 01/07/2022)	Opening Balance	Minimum Amount *	Maximum Amount	Tax Free %	Min Tax Free Payments	Min Taxable Payments
Larder, John	LARJOH00002P	Transition to Retirement Pension	01/12/2021	61	43,495.98	870.00	4,349.60	4.76	41.41	828.59
					43,495.98	870.00	4,349.60		41.41	828.59
					43,495.98	870.00	4,349.60		41.41	828.59

* COVID-19 50% reduction has been applied to the minimum pension amount

John & Donna Larder Superannuation Fund

10 Eden Drive, Eatons Hill, Queensland, 4037

Mr Anthony Boys
Super Audits Pty Ltd
PO Box 3376
Rundle Mall SA 5000

Dear Sir,

John & Donna Larder Superannuation Fund

Superannuation Fund Management/Trustee Representation Letter

In connection with your audit examination of the financial report of John & Donna Larder Superannuation Fund for the year ended 30 June 2022, hereby confirm, at your request that to best of our knowledge and belief, the following representation relating to the accounts are correct.

Financial Report

We have fulfilled our responsibilities, as set out in the terms of the audit engagement letter, for the preparation of the financial report.

The management/trustee have determined that the fund is not a reporting entity for the year ended 30 June 2022 and that the requirement to apply Australian Accounting Standards and other mandatory reporting requirements do not apply to the fund. Accordingly, the financial report prepared is a special purpose financial report, which is for distribution to members of the fund and to satisfy the requirement of the SISA and the SISR, and to confirm that the financial report is free of material misstatements, including omissions.

Sole Purpose

The fund has been maintained for the sole purpose of providing superannuation benefits to its members and their dependents.

Superannuation Fund Books/Records/Minutes

- (a) We have made available to you all financial records and related data, other information, explanations and assistance necessary for the conduct of the audit.
- (a) We have made available to you Minutes of all trustee(s)' meetings and the Trust Deed.
- (b) We have established and maintained an adequate internal control structure to facilitate the preparation of reliable financial statements, and adequate financial records have been maintained. There are no material transactions that have not been properly recorded in the accounting records underlying the financial statements.
- (c) We have no plans or intentions that may materially affect the carrying values, or classification, of assets and liabilities.
- (d) Records maintained during the period were in accordance with the Australian Taxation Office requirements.

Asset Form

The assets of the superannuation fund are being held in a form suitable for the benefit of the members of the fund, and have been held in accordance with the fund's investment strategy.

Ownership and Pledging of Assets

The superannuation fund has satisfactory title to all assets disclosed in the Statement of Financial Position. Investments are registered in the name of the trustee(s).

No assets of the superannuation fund have been pledged to secure liabilities of the superannuation fund or of others.

Investments

- (a) We have considered the requirement of generally accepted accounting standards in regards to impairment of assets when assessing the impairment of assets and in ensuring that no assets are stated in excess of their recoverable amount.
- (b) There are no commitments, fixed or contingent, for the purchase or sale of long-term investments that have not been disclosed in the financial statements.
- (c) The investment strategy has been determined with due regard to risk, return, liquidity, diversity and the insurance needs of fund members, and the assets of the fund are in line with this strategy.
- (d) All investments are acquired, maintained and disposed of on an arm's length basis.

Trust Deed

The superannuation fund is being conducted in accordance with its Trust Deed.

Superannuation Industry (Supervision) Act and Regulations

- (a) The fund meets the definition of a self-managed superannuation fund under the SISA.
- (b) The fund has been conducted in accordance with the SISA, the SISR and its governing rules at all times during the year. Also there were no amendments to the governing rules during the year, except as notified to you.
- (c) The fund is being conducted in accordance with the SISA and the SISR, in particular the relevant requirements of the following provisions:

Sections: 17A, 35AE, 35B, 35C(2), 62, 65, 66, 67,67A, 67B, 82-85, 103, 104, 104A, 105, 109, 126K

Regulations: 1.06(9A), 4.09, 4.09A, 5.03, 5.08, 6.17, 7.04, 8.02B, 13.12, 13.13, 13.14, 13.18AA
- (d) The trustee(s) have been nominated and may only be removed in such manner and circumstances as are allowed in the Trust Deed.
- (e) The trustees are not disqualified persons under s126K of the SISA.
- (f) Any vacancy among the trustee(s) is filled in accordance with the Trust Deed.
- (g) The trustee(s) have complied with all trustee standards set out in SISR and the covenant prescribed by section 52 of the SISA.

- (h) The trustee(s) have complied with all investment standards set out in the SISA and the SISR.
- (i) Information retention obligations have been complied with.
- (j) All contributions accepted and benefits paid have been in accordance with the governing rules of the fund and relevant provisions of the SISA and the SISR.

There are no breaches or possible breaches of the SIS legislation whose effects should be considered for disclosure in the financial report or to the Australian Taxation Office.

Commitments

- (a) There are no material commitments for construction or acquisition of property, plant and equipment to acquire other non-current assets, such as investments or intangibles, other than those disclosed in the financial report.
- (b) There were no commitments for purchase or sale of securities or assets or any options given by the fund including options over share capital.

Taxation

- (a) We have calculated income tax expense, current tax liability, deferred tax liability and deferred tax asset according to the definitions of taxable income and allowable deductions. We have calculated and recognised all other applicable taxes according to the relevant tax legislation.
- (b) There are no activities that invoke the anti-avoidance provisions of any applicable tax legislation.

Borrowings

The trustees have not borrowed money on behalf of the superannuation fund with the exception of borrowings which were allowable under the SIS Act and the SIS Regulations.

Related Parties

- (a) The fund has not made any loans to, or provided financial assistance to members of the fund or their relatives.
- (b) No asset has been acquired from a member or related party other than as permitted under the SISA and the SISR.
- (c) Related party transactions and related amounts receivable or payable have been properly disclosed in the financial statements.
- (d) All related party transactions have been conducted on commercial terms as if the transaction was undertaken on an arms length basis in accordance with section 109 of the SIS Act.

Accounting Misstatement Detected by Audit

There has been no misstatement noted by audit during the course of the current year audit.

Insurance

The superannuation fund has an established procedure whereby an officer reviews at least annually the adequacy of insurance cover on all assets and insurable risks where relevant. This review has been

performed and where it is considered appropriate, assets and insurable risks of the superannuation fund are adequately covered by insurance.

Accounting Estimates

We confirm the significant assumptions used in making accounting estimates are reasonable.

Fair Value Measurements and Disclosures

We confirm that significant assumptions used in fair value measurements and disclosures are reasonable and appropriately reflect our intent and ability to carry out specific courses of action on behalf of the fund.

Going Concern

In the opinion of the trustees there are reasonable grounds to believe that the superannuation fund will be able to:

- Pay its debts as and when they fall due.
- Continue as a going concern for the foreseeable future.

We, therefore, confirm that the going concern basis is appropriate for the financial report.

Events after Balance Sheet Date

We are not aware of any events that have occurred between the financial reporting date to the date of this letter that we need to disclose or recognise in the financial report.

Comparative Information

We confirm that there have been no restatements made to correct a material misstatement in the prior period financial report that affects the comparative information.

Fraud and Error

- (a) There has been no:
 - (i) Fraud, error, or non-compliance with laws and regulations involving management or employees who have a significant role in the internal control structure.
 - (ii) Fraud, error, or non-compliance with laws and regulations that could have a material effect on the financial report.
 - (iii) Communication from regulatory agencies concerning non-compliance with, or deficiencies in, financial reporting practices that could have a material effect on the financial report.
- (b) The superannuation fund has disclosed to the auditor all significant facts relating to any frauds or suspected frauds known to management that may have affected the superannuation fund.
- (c) The superannuation fund has disclosed to the auditor the results of its assessment of the risk that the financial report may be materially misstated as a result of fraud.
- (d) The superannuation fund has disclosed to the auditor the results of its assessment of the risk that the financial report may be materially misstated as a result of fraud.

Legal Matters

We confirm that all matters that may result in legal action against the fund or the trustees in respect of the fund, have been discussed with a solicitor and brought to the attention of the auditor so that a solicitor's representation letter may be obtained.

General

- (a) Neither the superannuation fund nor any Trustees have any plans or intentions that may materially affect the book value or classification of assets and liabilities at balance sheet date.
- (b) The superannuation fund accepts responsibility for the implementation and operations of accounting and internal control systems that are designed to prevent and detect fraud and error. We have established and maintained adequate internal control to facilitate the preparation of a reliable financial report, and adequate financial records have been maintained. There are no material transactions that have not been properly recorded in the accounting records underlying the financial report.
- (c) There are no violations or possible violations of laws or regulations whose effects should be considered for disclosure in the financial report or as a basis for recording an expense.
- (d) The superannuation fund has complied with all aspects of contractual agreements that would have a material effect on the financial report in the event of non-compliance.

We understand that your examination was made in accordance with the Australian Auditing Standards and was, therefore, designed primarily for the purpose of expressing an opinion on the financial report of the fund taken as a whole, and that your tests of the financial records and other auditing procedures were limited to those which you considered necessary for that purpose.

Additional Matters

There are no additional matters.

Signed by the Directors of John Larder and Donna Larder as Trustee for the John & Donna Larder Superannuation Fund

John Larder

Director / Trustee

John Larder

Donna Larder

Director / Trustee

Donna Larder

John & Donna Larder Superannuation Fund

Dear

John & Donna Larder Superannuation Fund

Audit Engagement Letter

Objectives and Scope of the Audit

You have requested that we audit the financial statements of the SMSF for the year ended 30 June 2022. We are pleased to confirm our acceptance and understanding of this engagement by means of this letter.

Our audit will be performed in accordance with Australian Auditing Standards, the *Superannuation Industry (Supervision) Act 1993* (SISA) and the *Superannuation Industry (Supervision) Regulations* (SISR) with the objective of expressing an opinion on the financial report and the fund's compliance with the specified requirements of the SISA and the SISR.

Our Responsibilities

We will conduct our audit in accordance with Australian Auditing Standards. Those Auditing Standards require that we comply with relevant ethical requirements relating to audit engagements and plan and perform the audit to obtain reasonable assurance as to whether the financial report is free from material misstatement.

An audit involves performing audit procedures to obtain audit evidence about the amounts and disclosures in the financial report. The procedures selected depend on the auditor's judgement, including the assessment of the risks of material misstatement of the financial report, whether due to fraud or error. An audit also includes evaluating the appropriateness of the financial reporting framework, accounting policies used and the implementation and operation of accounting and internal control systems that are designed to prevent and detect fraud and error, as well as evaluating the overall presentation of the financial report.

Because of the inherent limitations of an audit, together with the inherent limitations of internal control, there is an unavoidable risk that some material misstatement may not be detected, even though the audit is properly planned and performed in accordance with Australian Auditing Standards.

In making our risk assessments, we consider internal control relevant to the entity's preparation of the financial report in order to design audit procedures that are appropriate in the circumstances, but not for the purpose of expressing an opinion on the effectiveness of the entity's internal control. We will, however, communicate to you in writing any significant deficiencies in internal control relevant to the audit of the financial report that we have identified during the audit.

Trustees' Responsibilities

Our audit will be conducted on the basis that the trustee(s) acknowledge and understand that they have responsibilities:

- For the preparation of the financial report that gives a true and fair view in accordance with the Australian Auditing Standards, other mandatory reporting requirements and the SIS Act and SIS Regulations is that of the trustee(s);
- For such internal control as the trustee(s) determine is necessary to enable the preparation of the financial report that is free from material misstatement, whether due to fraud or error; and
 - To provide us with: Access to all information of which the trustees are aware that is relevant to the preparation of the financial report such as records, documentation and other matters;

- Additional information that we may request from the trustees for the purpose of the audit; and
- Unrestricted access to persons within the entity from whom we determine it necessary to obtain audit evidence.

As part of our audit process, we will request from trustees written confirmation concerning representations made to us in connection with the audit.

Australian Auditing Standards require that we determine whether the financial reporting framework applied in the preparation of this special purpose of financial report is acceptable. If we determine the financial reporting framework to be unacceptable, we will not be able to undertake the audit engagement unless the framework is amended and then determined to be acceptable.

If a qualified audit report is to be issued following the completion of our audit, we will advise the details to you in a timely manner and prior to the issue of our report.

Audit of SIS Compliance

For the year ended 30 June 2022, we are required to form an opinion in respect of compliance with certain aspects of SIS. Our report must refer to the following sections and regulations:

Sections: 17A, 35AE, 35B, 35C(2), 52, 62, 65, 66, 67, 67A, 67B, 82-85, 103, 104, 104A, 105, 109, 126K

Regulations: 1.06(9A), 4.09, 4.09A, 5.03, 5.08, 6.17, 7.04, 8.02B, 13.12, 13.13, 13.14, 13.18AA, 13.22C

Report on Significant Matters

Under section 129 of the SISA we are required to report to you in writing. If during the course of, or in connection with, our audit, we become aware of any contravention of the Act or Regulations which we believe has occurred, is occurring or may occur.

We are also required to report to the ATO, as regulator, any contravention of the SISA and the SISR, where we believe the contravention may affect the interests of the members of beneficiaries of the fund.

In addition, we are also required under section 130 to report to you if we believe the superannuation fund may be, or may be about to become, in an unsatisfactory financial position. If we are not satisfied with your response as trustee(s) as to the action taken to rectify the situation or we receive no response, we are obliged to report the matter to the ATO.

A failure on the part of the trustee to rectify these breaches to the satisfaction of the ATO may result in significant penalties to the trustee and the fund itself.

In addition to our report on the financial statements, we will also report to you any material weaknesses in the fund's system of accounting and internal control which come to our notice during the course of our audit.

Quality Control

The conduct of our audit in accordance Australian Auditing Standards means that information acquired by us in the course of our audit is subject to strict confidentiality requirements. Information will not be disclosed by us to other parties except as required or allowed for by law or professional standards, or with your expressed consent.

Our audit files may, however, be subject to review as part of the quality control review program of Regulators and or Professional Bodies which monitors compliance with professional standards by its members.

We advise you that by signing this letter you acknowledge that, if requested, our audit files relating to this audit will be made available under this program. Should this occur, we will advise you. The same strict confidentiality requirements apply under this program as apply to us as your auditor.

Independence/Conflict of Interest

We have established policies and procedures designed to ensure our independence, including policies on holding financial interests in the superannuation fund and other related parties, rotation of audit partners, business relationships, employment relationships, and the provision of non-audit services in accordance with professional statement APES 110 – Code of Ethics for Professional Accountants.

Outsourced Services

We do not use any outsourced services in overseas locations when conducting client assignments.

Data Storage

We use data storage located in the office but it may be replicated to other locations.

Accepting our services as part of this engagement agreement indicates your acceptance of the use of outsourced services, cloud hosted software and outsourced data storage under the conditions outlined above.

Limitation of Liability

Our firm’s liability to you or any other user of the audit report is limited by a Scheme approved under Professional Standards Legislation.

Other

We would appreciate acknowledgement of terms and conditions set out in this letter. Please note that this letter will be effective for future years unless the terms of the engagement are altered by future correspondence.

Please sign and return the attached copy of this letter to indicate that it is in accordance with your understanding of the arrangements for our audit of the financial report.

If you have any queries in relation to this please contact me.

To: MR ANTHONY BOYS

I/We hereby confirm your appointment as Auditor under the above terms of engagement.

For and on behalf of John Larder and Donna Larder as trustee for the John & Donna Larder Superannuation Fund

**Signed &
Dated**

Donna Larder

John Larder

10-03-2023

10-03-2023




Yours sincerely
ANTHONY BOYS – REGISTERED COMPANY AUDITOR

DATED:

Signed document to be returned to P.O. Box 3376 Rundle Mall 5000

Signature Certificate

Reference number: Z98VT-GXXGK-GKDSC-G9LSR

Signer	Timestamp	Signature
Sam Greco Email: samg@taxonline.com.au Sent: 08 Mar 2023 03:13:48 UTC Viewed: 08 Mar 2023 04:00:31 UTC Signed: 08 Mar 2023 04:01:09 UTC		
Recipient Verification: ✓ Email verified	08 Mar 2023 04:00:31 UTC	IP address: 14.201.8.205 Location: Brisbane, Australia
John Larder Email: lardersrule@hotmail.com Sent: 08 Mar 2023 03:13:48 UTC Viewed: 10 Mar 2023 04:28:39 UTC Signed: 10 Mar 2023 04:30:29 UTC		
Recipient Verification: ✓ Email verified	10 Mar 2023 04:28:39 UTC	IP address: 118.208.78.203 Location: Brisbane, Australia
Donna Larder Email: donna@boulderwallsbrisbane.com.au Sent: 08 Mar 2023 03:13:48 UTC Viewed: 10 Mar 2023 04:43:38 UTC Signed: 10 Mar 2023 04:45:13 UTC		
Recipient Verification: ✓ Email verified	10 Mar 2023 04:43:38 UTC	IP address: 118.208.78.203 Location: Brisbane, Australia

Document completed by all parties on:
10 Mar 2023 04:45:13 UTC

Page 1 of 1



Signed with PandaDoc

PandaDoc is a document workflow and certified eSignature solution trusted by 40,000+ companies worldwide.



PART A Electronic lodgment declaration (Form P, T, F, SMSF or EX)

This declaration is to be completed where the tax return is to be lodged via an approved ATO electronic channel. It is the responsibility of the taxpayer to retain this declaration for a period of five years after the declaration is made, penalties may apply for failure to do so.

Privacy

The ATO is authorised by the Taxation Administration Act 1953 to request the provision of tax file numbers (TFNs). The ATO will use the TFNs to identify each partner or beneficiary or entity in our records. It is not an offence not to provide the TFNs. However, you cannot lodge your tax return electronically if you do not quote your TFN.

Taxation law authorises the ATO to collect information and disclose it to other government agencies, including personal information about the person authorised to sign the declaration. For information about privacy go to ato.gov.au/privacy

The Australian Business Register

The Commissioner of Taxation, as Registrar of the Australian Business Register, may use the ABN and business details which you provide on this tax return to maintain the integrity of the register.

Please refer to the privacy statement on the Australian Business Register (ABR) website (www.abr.gov.au) for further information – it outlines our commitment to safeguarding your details.

Electronic funds transfer - direct debit

Where you have requested an EFT direct debit some of your details will be provided to your financial institution and the Tax Office's sponsor bank to facilitate the payment of your taxation liability from your nominated account.

Tax file number

Year

2022

Name of partnership,
trust, fund or entity

John & Donna Larder Superannuation Fund

I authorise my tax agent to electronically transmit this tax return via an approved ATO electronic channel.

Important

Before making this declaration please check to ensure that all income has been disclosed and the tax return is true and correct in every detail. If you are in doubt about any aspect of the tax return, place all the facts before the Tax Office. The tax law provides heavy penalties for false or misleading statements on tax returns.

Declaration: I declare that:

- the information provided to the agent for the preparation of this tax return, including any applicable schedules is true and correct, and
- the agent is authorised to lodge this tax return.

Signature of partner,
trustee or director

John Larder

Date

10-03-2023

PART B Electronic funds transfer consent

This declaration is to be completed when an electronic funds transfer (EFT) of a refund is requested and the tax return is being lodged through an approved ATO electronic lodgment channel.

This declaration must be signed by the partner, trustee, director or public officer prior to the EFT details being transmitted to the Tax Office. If you elect for an EFT, all details below must be completed.

Important: Care should be taken when completing EFT details as the payment of any refund will be made to the account specified.

Agent's reference
number

74856004

Account Name

John & Donna Larder Super Fund

I authorise the refund to be deposited directly to the specified account.

Signature

John Larder

Date

10-03-2023

Self-managed superannuation fund annual return

2022

Who should complete this annual return?

Only self-managed superannuation funds (SMSFs) can complete this annual return. All other funds must complete the Fund income tax return 2022 (NAT 71287).

Return year

The Self-managed superannuation fund annual return instructions 2022 (NAT 71606) (the instructions) can assist you to complete this annual return.

The SMSF annual return cannot be used to notify us of a change in fund membership. You must update fund details via ABR.gov.au or complete the Change of details for superannuation entities form (NAT3036).

Section A: Fund information

1 Tax file number (TFN)

The ATO is authorised by law to request your TFN. You are not obliged to quote your TFN but not quoting it could increase the chance of delay or error in processing your annual return. See the Privacy note in the Declaration.

2 Name of self-managed superannuation fund (SMSF)

John & Donna Larder Superannuation
Fund

3 Australian business number (ABN) (if applicable)

4 Current postal address

PO Box 354		
ASPLEY	QLD	4034

5 Annual return status

Is this an amendment to the SMSF's 2022 return?

 A N

Is this the first required return for a newly registered SMSF?

 B N

6 SMSF auditor

Auditor's name

Title

Family name

First given name

Anthony

Other given names

SMSF Auditor Number

Auditor's phone number

Use Agent
address details?

 N

Postal address

PO Box 3376		
Rundle Mall	SA	5000

Date audit was completed

 A

Was Part A of the audit report qualified?

 B N

Was Part B of the audit report qualified?

 C N

If Part B of the audit report was qualified,
have the reported issues been rectified?

 D

Sensitive (when completed)

7 Electronic funds transfer (EFT)

We need your self-managed super fund's financial institution details to pay any super payments and tax refunds owing to you.

A Fund's financial institution account details

This account is used for super contributions and rollovers. Do not provide a tax agent account here.

Fund BSB number 182512 Fund account number 979067592

J.L.

Fund account name John & Donna Larder Super Fund

I would like my tax refunds made to this account. Y Print Y for yes or N for no. If Yes, Go to C.

D.L.

Use Agent Trust Account? []

B Financial institution account details for tax refunds

This account is used for tax refunds. You can provide a tax agent account here.

BSB number [] Account number []

Account name []

C Electronic service address alias

Provide the electronic service address alias(ESA) issued by your SMSF messaging provider. (For example, SMSFdataESAAlias). See instructions for more information.

[]

8 Status of SMSF

Australian superannuation fund

A Y

Fund benefit structure

B A

Code

Does the fund trust deed allow acceptance of the Government's Super Co-contribution and Low Income Super Amounts? C Y

9 Was the fund wound up during the income year?

N Print Y for yes or N for no. If yes, provide the date on which the fund was wound up Day Month Year []

Have all tax lodgment and payment obligations been met? []

10 Exempt current pension income

Did the fund pay retirement phase superannuation income stream benefits to one or more members in the income year? N Print Y for yes or N for no.

To claim a tax exemption for current pension income, you must pay at least the minimum benefit payment under the law. Record exempt current pension income at Label A.

If No, Go to Section B: Income

If Yes Exempt current pension income amount A []

Which method did you use to calculate your exempt current pension income?

Segregated assets method B []

Unsegregated assets method C []

Was an actuarial certificate obtained? D [] Print Y for yes

Did the fund have any other income that was assessable? E [] Print Y for yes or N for no. If Yes, go to Section B: Income

Choosing 'No' means that you do not have any assessable income, including no-TFN quoted contributions. Go to Section C: Deductions and non-deductible expenses. (Do not complete Section B: Income.)

If you are entitled to claim any tax offsets, you can list these at Section D: Income tax calculation statement.

Sensitive (when completed)

Section B: Income

Do not complete this section if all superannuation interests in the SMSF were supporting superannuation income streams in the retirement phase for the entire year, there was no other income that was assessable, and you have not realised a deferred notional gain. If you are entitled to claim any tax offsets, you can record these at Section D: Income tax calculation statement.

11 Income

Did you have a capital gains tax (CGT) event during the year? **G** Y N Print **Y** for yes or **N** for no.

Have you applied an exemption or rollover? **M** Y N Print **Y** for yes or **N** for no. Code

If the total capital loss or total capital gain is greater than \$10,000 or you elected to use the transitional CGT relief in 2017 and the deferred notional gain has been realised, complete and attach a Capital gains tax (CGT) schedule 2022.

Net capital gain **A**

Gross rent and other leasing and hiring income **B**

Gross interest **C**

Forestry managed investment scheme income **X**

Gross foreign income **D1** Net foreign income **D** Loss

Australian franking credits from a New Zealand company **E**

Transfers from foreign funds **F** Number

Gross payments where ABN not quoted **H**

Gross distribution from partnerships **I** Loss

* Unfranked dividend amount **J**

* Franked dividend amount **K**

* Dividend franking credit **L**

* Gross trust distributions **M** Code

Calculation of assessable contributions

Assessable employer contributions **R1**

plus Assessable personal contributions **R2**

plus #*No-TFN-quoted contributions **R3**
(an amount must be included even if it is zero)

less Transfer of liability to life insurance company or PST **R6**

Assessable contributions (R1 plus R2 plus R3 less R6) **R**

Calculation of non-arm's length income

* Net non-arm's length private company dividends **U1**

plus * Net non-arm's length trust distributions **U2**

plus * Net other non-arm's length income **U3**

* Other income **S** Code

* Assessable income due to changed tax status of fund **T**

Net non-arm's length income (subject to 45% tax rate) (U1 plus U2 plus U3) **U**

#This is a mandatory label.
* If an amount is entered at this label, check the instructions to ensure the correct tax treatment has been applied.

GROSS INCOME **W** Loss
(Sum of labels A to U)

Exempt current pension income **Y**

TOTAL ASSESSABLE INCOME **V** Loss
(W less Y)

Sensitive (when completed)

Fund's tax file number (TFN)

Section C: Deductions and non-deductible expenses

12 Deductions and non-deductible expenses

Under 'Deductions' list all expenses and allowances you are entitled to claim a deduction for. Under 'Non-deductible expenses', list all other expenses or normally allowable deductions that you cannot claim as a deduction (for example, all expenses related to exempt current pension income should be recorded in the 'Non-deductible expenses' column).

	DEDUCTIONS			NON-DEDUCTIBLE EXPENSES	
Interest expenses within Australia	A1	<input type="text"/>		A2	<input type="text"/>
Interest expenses overseas	B1	<input type="text"/>		B2	<input type="text"/>
Capital works expenditure	D1	<input type="text"/>		D2	<input type="text"/>
Decline in value of depreciating assets	E1	<input type="text"/>		E2	<input type="text"/>
Insurance premiums – members	F1	<input type="text"/>		F2	<input type="text"/>
SMSF auditor fee	H1	<input type="text" value="330"/>		H2	<input type="text"/>
Investment expenses	I1	<input type="text"/>		I2	<input type="text"/>
Management and administration expenses	J1	<input type="text" value="1,795"/>		J2	<input type="text"/>
Forestry managed investment scheme expense	U1	<input type="text"/>		U2	<input type="text"/>
Other amounts	L1	<input type="text" value="773"/>	Code <input type="text" value="0"/>	L2	<input type="text"/>
Tax losses deducted	M1	<input type="text"/>			

TOTAL DEDUCTIONS
N
 (Total A1 to M1)

TOTAL NON-DEDUCTIBLE EXPENSES
Y
 (Total A2 to L2)

#TAXABLE INCOME OR LOSS Loss
O
(TOTAL ASSESSABLE INCOME less
TOTAL DEDUCTIONS)

TOTAL SMSF EXPENSES
Z
 (N plus Y)

#This is a mandatory label.

Section D: Income tax calculation statement

#Important:

Section B label R3, Section C label O and Section D labels A,T1, J, T5 and I are mandatory. If you leave these labels blank, you will have specified a zero amount.

13 Calculation statement

Please refer to the Self-managed superannuation fund annual return instructions 2022 on how to complete the calculation statement.

#Taxable income **A**
 (an amount must be included even if it is zero)
 #Tax on taxable income **T1**
 (an amount must be included even if it is zero)
 #Tax on no-TFN-quoted contributions **J**
 (an amount must be included even if it is zero)
Gross tax **B**
 (T1 plus J)

Sensitive (when completed)

Foreign income tax offset	C1 <input type="text" value="286.37"/>	Non-refundable non-carry forward tax offsets
Rebates and tax offsets	C2 <input type="text"/>	
		C <input type="text" value="286.37"/> (C1 plus C2)

SUBTOTAL 1
T2
 (B less C –cannot be less than zero)

Early stage venture capital limited partnership tax offset	D1 <input type="text"/>	Non-refundable carry forward tax offsets
Early stage venture capital limited partnership tax offset carried forward from previous year	D2 <input type="text"/>	
Early stage investor tax offset	D3 <input type="text"/>	
Early stage investor tax offset carried forward from previous year	D4 <input type="text"/>	
		D <input type="text" value="0.00"/> (D1 plus D2 plus D3 plus D4)

SUBTOTAL 2
T3
 (T2 less D –cannot be less than zero)

Complying fund's franking credits tax offset	E1 <input type="text" value="4,988.20"/>	Refundable tax offsets
No-TFN tax offset	E2 <input type="text"/>	
National rental affordability scheme tax offset	E3 <input type="text"/>	
Exploration credit tax offset	E4 <input type="text"/>	
		E <input type="text" value="4,988.20"/> (E1 plus E2 plus E3 plus E4)

#TAX PAYABLE T5
 (T3 less E - cannot be less than zero)

Section 102AAM interest charge
G

Sensitive (when completed)

Fund's tax file number (TFN)

Credit for interest on early payments – amount of interest
H1

Credit for tax withheld – foreign resident withholding (excluding capital gains)
H2

Credit for tax withheld – where ABN or TFN not quoted (non-individual)
H3

Credit for TFN amounts withheld from payments from closely held trusts
H5

Credit for interest on no-TFN tax offset
H6

Credit for foreign resident capital gains withholding amounts
H8

Eligible credits
H
 (H1 plus H2 plus H3 plus H5 plus H6 plus H8)

#Tax offset refunds **I**
 (Remainder of refundable tax offsets)
 (unused amount from label E- an amount must be included even if it is zero)

PAYG instalments raised
K

Supervisory levy
L

Supervisory levy adjustment for wound up funds
M

Supervisory levy adjustment for new funds
N

#This is a mandatory label.

Total amount of tax payable **S**
 (T5 plus G less H less I less K plus L less M plus N)

Section E: Losses

14 Losses

If total loss is greater than \$100,000, complete and attach a Losses schedule 2022.

Tax losses carried forward to later income years **U**

Net capital losses carried forward to later income years **V**

Net capital losses brought forward from prior years		Net capital losses carried forward to later income years	
Non-Collectables	78,732		0
Collectables	0		0

Sensitive (when completed)

Section F / Section G: **Member Information**

	See the Privacy note in the Declaration.	Member
Title	MRS	Member'sTFN
Family name	LARDER	Member
First given name	DONNA	Account status
Other given names		<input type="radio"/> Code
Date of birth	16/08/1963	If deceased, date of death

Contributions

OPENING ACCOUNT BALANCE 184,542.89

Refer to instructions for completing these labels.

Employer contributions
A 20,475.00

ABN of principal employer
A1

Personal contributions
B 11,054.92

CGT small business retirement exemption
C

CGT small business 15-year exemption amount
D

Personal injury election
E

Spouse and child contributions
F

Other third party contributions
G

TOTAL CONTRIBUTIONS **N** 31,529.92
(Sum of labels A to M)

Proceeds from primary residence disposal

H

Receipt date

H1

Assessable foreign superannuation fund amount

I

Non-assessable foreign superannuation fund amount

J

Transfer from reserve: assessable amount

K

Transfer from reserve: non-assessable amount

L

Contributions from non-complying funds and previously non-complying funds

T

Any other contributions (including Super Co-contributions and low Income Super Amounts)

M

Other transactions

Accumulation phase account balance
S1 196,016.32

Retirement phase account balance - Non CDBIS
S2 0.00

Retirement phase account balance - CDBIS
S3 0.00

TRIS Count

CLOSING ACCOUNT BALANCE **S** 196,016.32
(S1 plus S2 plus S3)

Allocated earnings or losses

O 20,036.49

Loss

L

Inward rollovers and transfers

P

Outward rollovers and transfers

Q

Lump Sum payments

R1 20.00

Code

G

Income stream payments

R2

Code

Accumulation phase value **X1**

Retirement phase value **X2**

Outstanding limited recourse borrowing arrangement amount **Y**

Sensitive (when completed)

Fund's tax file number (TFN)

See the Privacy note in the Declaration.

Title Member'sTFN Member

Family name Account status Code

First given name

Other given names

Date of birth If deceased, date of death

Contributions

OPENING ACCOUNT BALANCE

Refer to instructions for completing these labels.

Employer contributions

ABN of principal employer

Personal contributions

CGT small business retirement exemption

CGT small business 15-year exemption amount

Personal injury election

Spouse and child contributions

Other third party contributions

Proceeds from primary residence disposal

Receipt date

Assessable foreign superannuation fund amount

Non-assessable foreign superannuation fund amount

Transfer from reserve: assessable amount

Transfer from reserve: non-assessable amount

Contributions from non-complying funds and previously non-complying funds

Any other contributions (including Super Co-contributions and low Income Super Amounts)

TOTAL CONTRIBUTIONS
(Sum of labels A to M)

Other transactions

Accumulation phase account balance

Retirement phase account balance - Non CDBIS

Retirement phase account balance - CDBIS

TRIS Count

Allocated earnings or losses Loss

Inward rollovers and transfers

Outward rollovers and transfers

Lump Sum payments Code

Income stream payments Code

CLOSING ACCOUNT BALANCE
(S1 plus S2 plus S3)

Accumulation phase value

Retirement phase value

Outstanding limited recourse borrowing arrangement amount

Sensitive (when completed)

Section H: Assets and liabilities

15 ASSETS

15a Australian managed investments

Listed trusts	A	<input type="text" value="331,730"/>
Unlisted trusts	B	<input type="text"/>
Insurance policy	C	<input type="text"/>
Other managed investments	D	<input type="text"/>

15b Australian direct investments

Cash and term deposits	E	<input type="text" value="15,652"/>
Debt securities	F	<input type="text"/>
Loans	G	<input type="text"/>
Listed shares	H	<input type="text" value="142,925"/>
Unlisted shares	I	<input type="text"/>

Limited recourse borrowing arrangements	
Australian residential real property	J1 <input type="text"/>
Australian non-residential real property	J2 <input type="text"/>
Overseas real property	J3 <input type="text"/>
Australian shares	J4 <input type="text"/>
Overseas shares	J5 <input type="text"/>
Other	J6 <input type="text"/>
Property count	J7 <input type="text"/>

Limited recourse borrowing arrangements	J	<input type="text" value="0"/>
---	----------	--------------------------------

Non-residential real property	K	<input type="text"/>
Residential real property	L	<input type="text"/>
Collectables and personal use assets	M	<input type="text"/>
Other assets	O	<input type="text" value="8,141"/>

15c Other investments

Crypto-Currency	N	<input type="text"/>
-----------------	----------	----------------------

15d Overseas direct investments

Overseas shares	P	<input type="text" value="567"/>
Overseas non-residential real property	Q	<input type="text"/>
Overseas residential real property	R	<input type="text"/>
Overseas managed investments	S	<input type="text"/>
Other overseas assets	T	<input type="text"/>

TOTAL AUSTRALIAN AND OVERSEAS ASSETS (Sum of labels A to T)	U	<input type="text" value="499,015"/>
---	----------	--------------------------------------

15e In-house assets

Did the fund have a loan to, lease to or investment in, related parties (known as in-house assets) at the end of the income year? **A** Print **Y** for yes or **N** for no.

15f Limited recourse borrowing arrangements

If the fund had an LRBA were the LRBA borrowings from a licensed financial institution? **A** Print **Y** for yes or **N** for no.

Did the members or related parties of the fund use personal guarantees or other security for the LRBA? **B** Print **Y** for yes or **N** for no.

Sensitive (when completed)

16 LIABILITIES

Borrowings for limited recourse borrowing arrangements	V1	<input type="text"/>	
Permissible temporary borrowings	V2	<input type="text"/>	
Other borrowings	V3	<input type="text"/>	
			Borrowings V <input type="text" value="0"/>

Total member closing account balances (total of all CLOSING ACCOUNT BALANCEs from Sections F and G)	W	<input type="text" value="496,899"/>
Reserve accounts	X	<input type="text"/>
Other liabilities	Y	<input type="text" value="2,118"/>
TOTAL LIABILITIES	Z	<input type="text" value="499,017"/>

Section I: Taxation of financial arrangements

17 Taxation of financial arrangements (TOFA)

Total TOFA gains	H	<input type="text"/>
Total TOFA losses	I	<input type="text"/>

Section J: Other information

Family trust election status

If the trust or fund has made, or is making, a family trust election, write the four-digit income year specified of the election (for example, for the 2021–22 income year, write 2022). **A**

If revoking or varying a family trust election, print R for revoke or print V for variation, and complete and attach the Family trust election, revocation or variation 2022. **B**

Interposed entity election status

If the trust or fund has an existing election, write the earliest income year specified. If the trust or fund is making one or more elections this year, write the earliest income year being specified and complete an Interposed entity election or revocation 2022 for each election. **C**

If revoking an interposed entity election, print R, and complete and attach the Interposed entity election or revocation 2022. **D**

Sensitive (when completed)

Section K:Declarations

Penalties may be imposed for false or misleading information in addition to penalties relating to any tax shortfalls.

Important

Before making this declaration check to ensure that all income has been disclosed and the annual return, all attached schedules and any additional documents are true and correct in every detail.

Privacy

The ATO is authorised by the Taxation Administration Act 1953 to request the provision of tax file numbers (TFNs). We will use the TFN to identify the entity in our records.

Taxation law authorises the ATO to collect information and disclose it to other government agencies. For information about your privacy go to ato.gov.au/privacy.

TRUSTEE'S OR DIRECTOR'S DECLARATION:

I declare that, the current trustees and directors have authorised this annual return and it is documented as such in the SMSF's records. I have received a copy of the audit report and are aware of any matters raised therein.

Authorised trustee's, director's or public officer's signature

John Larder

Date 08/03/2023

Preferred trustee or director contact details:

Title MR

Family name LARDER

First given name JOHN

Other given names

Phone number Area code 07 Number 32636199

Email address

Non-individual trustee name (if applicable)

ABN of non-individual trustee

Time taken to prepare and complete this annual return Hrs

The Commissioner of Taxation, as Registrar of the Australian Business Register, may use the ABN and business details which you provide on this annual return to maintain the integrity of the register.

TAX AGENT'S DECLARATION:

I, SAM GRECO & CO

declare that the Self-managed superannuation fund annual return 2022 has been prepared in accordance with information provided by the trustees, that the trustees have given me a declaration stating that the information provided to me is true and correct, and that the trustees have authorised me to lodge the annual return.

Tax agent's signature Sam Greco

Date 08/03/2023

Tax agent's contact details

Title Mr

Family name Greco

First given name Sam

Other given names

Tax agent's practice SAM GRECO & CO

Tax agent's phone number Area code 07 Number 32635200

Tax agent number 74856004

Reference number JOHN0018

Sensitive (when completed)

Capital gains tax (CGT) schedule

2022

Use in conjunction with company, trust, fund or self-managed superannuation fund annual return.
For instructions on how to complete this schedule refer to the publication Guide to capital gains tax.

Tax file number (TFN)

Taxpayer's name **John & Donna Larder Superannuation Fund**

Australian Business Number (ABN) **74 024 412 510**

1 Current year capital gains and capital losses

	Capital gain	Capital loss
Shares in companies listed on an Australian securities exchange	A \$ <input style="width: 100%;" type="text"/>	K \$ <input style="width: 100%;" type="text"/>
Other shares	B \$ <input style="width: 100%;" type="text"/>	L \$ <input style="width: 100%;" type="text"/>
Units in unit trusts listed on an Australian securities exchange	C \$ <input style="width: 100%; text-align: right; value: 5,026;" type="text"/>	M \$ <input style="width: 100%;" type="text"/>
Other units	D \$ <input style="width: 100%;" type="text"/>	N \$ <input style="width: 100%;" type="text"/>
Real estate situated in Australia	E \$ <input style="width: 100%;" type="text"/>	O \$ <input style="width: 100%;" type="text"/>
Other real estate	F \$ <input style="width: 100%;" type="text"/>	P \$ <input style="width: 100%;" type="text"/>
Amount of capital gains from a trust (including a managed fund)	G \$ <input style="width: 100%; text-align: right; value: 84,343;" type="text"/>	Q \$ <input style="width: 100%;" type="text"/>
Collectables	H \$ <input style="width: 100%;" type="text"/>	R \$ <input style="width: 100%;" type="text"/>
Other CGT assets and any other CGT events	I \$ <input style="width: 100%;" type="text"/>	
Amount of capital gain previously deferred under transitional CGT relief for superannuation funds	S \$ <input style="width: 100%;" type="text"/>	
Total current year capital gains	J \$ <input style="width: 100%; text-align: right; value: 89,369;" type="text"/>	

Add the amounts at labels K to R and write the total in item 2 label A - Total current year capital losses.

2 Capital losses

Total current year capital losses		A \$ <input style="width: 100%;" type="text"/>
Total current year net capital losses applied		B \$ <input style="width: 100%;" type="text"/>
Total prior year net capital losses applied		C \$ <input style="width: 100%; text-align: right; value: 78,101;" type="text"/>
Total capital losses transferred in applied (only for transfers involving a foreign bank branch or permanent establishment of a foreign financial entity)		D \$ <input style="width: 100%;" type="text"/>
Total capital losses applied		E \$ <input style="width: 100%; text-align: right; value: 78,101;" type="text"/>

Add amounts at B, C and D.

3 Unapplied net capital losses carried forward

Net capital losses from collectables carried forward to later income years		A \$ <input style="width: 100%;" type="text"/>
Other net capital losses carried forward to later income years		B \$ <input style="width: 100%;" type="text"/>

Add amounts at A and B and transfer the total to label V - Net capital losses carried forward to later income years on your tax return.

4 CGT discount

Total CGT discount applied		A \$ <input style="width: 100%; text-align: right; value: 3,756;" type="text"/>
----------------------------	--	---

Sensitive (when completed)

6 Net capital gain

Net capital gain

A \$	7,512
-------------	-------

1J less 2E less 4A less 5D (cannot be less than zero). Transfer the amount at A to label A - Net capital gain on your tax return.

Taxpayer's declaration

If the schedule is not lodged with the income tax return you are required to sign and date the schedule.

Important

Before making this declaration check to ensure that all the information required has been provided on this form and any attachments to this form, and that the information provided is true and correct in every detail. If you are in doubt about any aspect of the tax return, place all the facts before the ATO. The income tax law imposes heavy penalties for false or misleading statements.

Privacy

Taxation law authorises the ATO to collect information and disclose it to other government agencies. This includes personal information of the person authorised to sign the declaration. For information about your privacy go to ato.gov.au/privacy

I declare that the information on this form is true and correct.

Signature

<i>John Larder</i>

Date

10-03-2023

Contact person

--



Daytime contact number (include area code)

--	--

Sensitive (when completed)

Signature Certificate

Reference number: Z98VT-GXXGK-GKDSC-G9LSR

Signer	Timestamp	Signature
Sam Greco Email: samg@taxonline.com.au Sent: 08 Mar 2023 03:13:48 UTC Viewed: 08 Mar 2023 04:00:31 UTC Signed: 08 Mar 2023 04:01:09 UTC		
Recipient Verification: ✓Email verified	08 Mar 2023 04:00:31 UTC	IP address: 14.201.8.205 Location: Brisbane, Australia
John Larder Email: lardersrule@hotmail.com Sent: 08 Mar 2023 03:13:48 UTC Viewed: 10 Mar 2023 04:28:39 UTC Signed: 10 Mar 2023 04:30:29 UTC		
Recipient Verification: ✓Email verified	10 Mar 2023 04:28:39 UTC	IP address: 118.208.78.203 Location: Brisbane, Australia

Document completed by all parties on:
10 Mar 2023 04:30:29 UTC

Page 1 of 1



Signed with PandaDoc

PandaDoc is a document workflow and certified eSignature solution trusted by 40,000+ companies worldwide.



John & Donna Larder Superannuation Fund

10 Eden Drive
Eatons Hill QLD 4037

Investment Strategy

INVESTMENT OBJECTIVES:

To maximise returns and minimise the risks of investment of the fund's assets in managing and providing superannuation benefits to members and their dependants in meeting their retirement needs. To ensure all investments are consistent with the appropriate Superannuation Legislations and the fund's investment strategy.

RISK, RETURN AND DIVERSIFICATION

Each investment decision will be made with due regard to the associated, risk and expected return. The trustees will seek financial advice where necessary. To maximise overall returns of the fund's investments and minimise the exposure of risk from any particular investment, the fund will maintain a diversified portfolio. The fund's investment will include but not limited to Cash and cash equivalents, Equities (both Australian and International), Debt securities, direct and indirect property, trusts and managed funds, Indicative asset classes are as set out below:

<u>ASSET CLASS</u>	<u>INDICATIVE RANGES</u>
Cash & Money Market Securities	1% to 100%
Australian Fixed Interest	0% to 90%
Australian Managed Funds	0% to 80%
Direct and Indirect Property	0% to 95%
Australian Shares	0% to 95%
International Shares	0% to 50%

Additionally the trustees may use derivatives where appropriate as a

means of hedging investment risks and maximising investment return. The trustees reserve the right to make any investment that is permitted under the superannuation rules, the fund's trust deed and may amend this investment strategy to ensure such an investment is consistent with the investment strategy of the fund.

LIQUIDITY

Each investment decision will be made with due regard to the cash flow requirements of the fund. The trustees will consider the liabilities (current and prospective) of the fund and ensure adequate cash is maintained by the fund to meet its liabilities as they fall due. The fund's liquidity needs will be considered at the time of each investment and also during the regular review of the fund's portfolio and investment strategy. The trustees may borrow money to finance the acquisition of investments as appropriate in accordance with the superannuation laws.

INSURANCE COVER:

The trustees will assess the need of insurance for all members and will seek insurance advice where necessary to ensure all members are adequately insured. Insurance policies may be held by the fund or by members personally.

REVIEW:

The investment strategy will be reviewed regularly and at least once a year at the end of financial year. The investment strategy may be revised as appropriate where the trustees' investment objectives change or to include a particular class or type of investment. The fund's investment portfolio will be reviewed at least quarterly.

John Larder

10-03-2023

_____ Date: _____

John Larder

Donna Larder

Date: 10-03-2023

Donna Larder

Signature Certificate

Reference number: Z98VT-GXXGK-GKDSC-G9LSR

Signer	Timestamp	Signature
John Larder Email: lardersrule@hotmail.com Sent: 08 Mar 2023 03:13:48 UTC Viewed: 10 Mar 2023 04:28:39 UTC Signed: 10 Mar 2023 04:30:29 UTC		
Recipient Verification: ✓Email verified	10 Mar 2023 04:28:39 UTC	IP address: 118.208.78.203 Location: Brisbane, Australia

Donna Larder Email: donna@boulderwallsbrisbane.com.au Sent: 08 Mar 2023 03:13:48 UTC Viewed: 10 Mar 2023 04:43:38 UTC Signed: 10 Mar 2023 04:45:13 UTC		
Recipient Verification: ✓Email verified	10 Mar 2023 04:43:38 UTC	IP address: 118.208.78.203 Location: Brisbane, Australia

Document completed by all parties on:
10 Mar 2023 04:45:13 UTC

Page 1 of 1



Signed with PandaDoc

PandaDoc is a document workflow and certified eSignature solution trusted by 40,000+ companies worldwide.



B - Permanent Documents

2022 Financial Year

Preparer Louise Barlow

Reviewer Sam Greco

Status Not Started

Supporting Documents

- Fund Summary Report Report

Standard Checklist

- Attach latest copy of ASIC annual company statement (if corporate trustee)
- Ensure latest copies of ATO Trustee Declarations and ATO confirmation that the fund is a regulated fund is attached
- Ensure latest copies of trustee consents, member consents and registers are attached
- Ensure latest copy of trust deed (including amendments) are attached
- Use [Australian Business Register](#) to ensure details are correct
- Use [Super Fund Lookup](#) to check the eligibility to receive rollovers and contributions

John & Donna Larder Superannuation Fund

Fund Summary Report

As at 30/06/2022

Fund Details

Date Formed: 06/03/2008

Tax File Number: 877211981

ABN: 74024412510

Period: 01/07/2021 - 30/06/2022

Fund Type: SMSF

Postal Address:

PO Box 354

Aspley, Queensland 4034

Physical Address:

10 Eden Drive

Eatons Hill, Queensland 4037

Members

Number of Members: 2

Name	Age	Member Accounts	Pension Accounts	Tax File Number	Beneficiary Details
Larder, Donna	58	1	0	487164912	Not Provided
Larder, John	61	2	1	485467410	Not Provided

Fund Relationships

Relationship Type	Contact
Error - «item_RelationShips.RelationShipType» - Variable does not exist	Error - «item_RelationShips.RelationShipTypeContact» - Variable does not exist
Error - «item_RelationShips.RelationShipType» - Variable does not exist	Error - «item_RelationShips.RelationShipTypeContact» - Variable does not exist
Error - «item_RelationShips.RelationShipType» - Variable does not exist	Error - «item_RelationShips.RelationShipTypeContact» - Variable does not exist
Error - «item_RelationShips.RelationShipType» - Variable does not exist	Error - «item_RelationShips.RelationShipTypeContact» - Variable does not exist
Error - «item_RelationShips.RelationShipType» - Variable does not exist	Error - «item_RelationShips.RelationShipTypeContact» - Variable does not exist

John & Donna Larder Superannuation Fund

Fund Summary Report

As at 30/06/2022

C - Other Documents

2022 Financial Year

Preparer Louise Barlow

Reviewer Sam Greco

Status Ready for Review

Supporting Documents

- 2022 Morgans Financial Year Tax Report.pdf
- ATO Superannuation co-contribution overpayment advice 2.pdf
- 2022 ANZ CMC Financial Year Tax Summary.pdf
- ATO Superannuation co-contribution overpayment advice.pdf
- ATO Superannuation co-contribution overpayment statement.pdf
- 2022 ANZ CMC Financial Year Summary.pdf
- Purchases & Sales.pdf

Standard Checklist

- Attach copy of any SOAs issued during the Financial Year
- Attach copy of Investment Strategy
- Attach signed Engagement Letter
- Attach signed Trustee Representation Letter
- Attach Trustee Minutes prepared during the year



MRS DONNA MAREE LARDER + MR JOHN E R LARDER <JOHN & DONNA LARDER SUF A/C>
10 EDEN DRIVE
EATONS HILL QLD 4037
AUSTRALIA

Portfolio Report

At close of business: 30/06/2022
Trading Account Number: 656234

Summary

Description	Market Value (AUD)	Income Yield (%)
Australian Shares	474,656.52	2.15
International Shares	0.00	N/A
Total Market Value of Shares	474,656.52	N/A
Bank Balance	600.29	N/A
Total	475,256.81	N/A

While every effort has been made to provide you with an accurate transaction summary, we give no warranty of accuracy or reliability and take no responsibility for any errors or omissions including by negligence. You should confirm the information, holdings and valuations contained herein. All prices and values are denominated in AUD unless otherwise indicated. CMC Markets Stockbroking Limited (ABN 69 081 002 851, AFSL No. 246381), a Participant of the Australian Stock Exchange (ASX Group).



MRS DONNA MAREE LARDER + MR JOHN E R LARDER <JOHN & DONNA LARDER SUF A/C>
 10 EDEN DRIVE
 EATONS HILL QLD 4037
 AUSTRALIA

Portfolio Report

At close of business: 30/06/2022
 Trading Account Number: 656234

Domestic Equities Report

Security code	Sector	Company name	Quantity	Last Price	Average Cost AUD	Cost Value AUD	Market Value AUD	Gain/loss AUD	Gain/loss (%)	(%) of Holdings	Price to earnings*	Earnings per share*	Current dividends (c)*	Franking (%)*	Dividend yield (%)*	FX Rate
BNKS	ASX Internal	BETASHARES GLOBAL BANKS ETF - CURRENCY HEDGED	7,014	5.810	7.10	49,783.96	40,751.340	-9,032.62	-18.14%	8.59%		0.000	0.00	0.00%		0.00
BRN	Information Technology	BRAINCHIP HOLDINGS LTD	6,627	0.800	1.49	9,861.05	5,301.600	-4,559.45	-46.24%	1.12%		-0.018	0.00	0.00%		0.00
CU6	Health Care	CLARITY PHARMACEUTICALS LTD	12,018	0.510	0.82	9,819.62	6,129.180	-3,690.44	-37.58%	1.29%		-0.082	0.00	0.00%		0.00
DRIV	ASX Internal	BETASHARES ELECTRIC VEHICLES AND FTR MOBILITY ETF	916	8.520	10.80	9,894.43	7,804.320	-2,090.11	-21.12%	1.64%		-0.012	0.00	0.00%		0.00
FANG	ASX Internal	GLOBAL X FANG+ ETF	3,165	11.850	15.76	49,871.90	37,505.250	-12,366.65	-24.80%	7.90%		0.000	0.00	0.00%		0.00
GAME	ASX Internal	BETASHARES VIDEO GAMES AND ESPORTS ETF	815	9.400	12.24	9,976.10	7,661.000	-2,315.10	-23.21%	1.61%		0.000	0.00	0.00%		0.00
IHD	ASX Internal	ISHARES S&P/ASX DIV OPPORTUNITIES ESG SCREENED ETF	4,465	12.790	13.39	59,803.04	57,107.350	-2,695.69	-4.51%	12.03%		-0.073	89.29	93.98%		6.98
IMM	Health Care	IMMUTEP LIMITED	15,091	0.290	0.32	4,773.62	4,376.390	-397.23	-8.32%	0.92%		-0.042	0.00	0.00%		0.00
IOZ	ASX Internal	ISHARES CORE S&P/ASX 200 ETF	4,118	27.280	29.13	119,960.92	112,339.040	-7,621.88	-6.35%	23.67%		-0.188	177.97	74.37%		6.52
IPAY	ASX Internal	BETASHARES FUTURE OF PAYMENTS ETF	862	8.200	11.55	9,958.81	7,068.400	-2,890.41	-29.02%	1.49%		0.000	0.00	0.00%		0.00
LOV	Consumer Discretionary	LOVISA HOLDINGS LIMITED	374	13.810	13.32	4,980.07	5,164.940	184.87	3.71%	1.09%	21.256	0.650	75.00	100.00%		5.43
NDQ	ASX Internal	BETASHARES NASDAQ 100	1,560	26.710	32.02	49,943.68	41,667.600	-8,276.08	-16.57%	8.78%		-4.640	87.26	0.00%		3.27

While every effort has been made to provide you with an accurate transaction summary, we give no warranty of accuracy or reliability and take no responsibility for any errors or omissions including by negligence. You should confirm the information, holdings and valuations contained herein. All prices and values are denominated in AUD unless otherwise indicated. CMC Markets Stockbroking is the trading name of CMC Markets Stockbroking Limited (ABN 69 081 002 851, AFSL No. 246381), a Participant of the Australian Stock Exchange (ASX Group).



MRS DONNA MAREE LARDER + MR JOHN E R LARDER <JOHN & DONNA LARDER SUF A/C>
 10 EDEN DRIVE
 EATONS HILL QLD 4037
 AUSTRALIA

Portfolio Report

At close of business: 30/06/2022
 Trading Account Number: 656234

Security code	Sector	Company name	Quantity	Last Price	Average Cost AUD	Cost Value AUD	Market Value AUD	Gain/loss AUD	Gain/loss (%)	Holdings (%)	Price to earnings* share*	Earnings per share*	Current dividends (c)*	Franking (%)*	Dividend yield (%)*	FX Rate
ETF																
TAH	Consumer Discretionary	TABCORP HOLDINGS LIMITED	3,864	1.065	1.02	3,941.91	4,115.160	173.25	4.40%	0.87%	0.349	3.054	7.80	100.00%	7.32	
TLX	Health Care	TELEX PHARMACEUTICALS LIMITED	1,214	4.530	4.09	4,960.93	5,499.420	538.49	10.85%	1.16%	-0.335	0.00	0.00	0.00%	0.00	
VGE	ASX Internal	VANGUARD FTSE EMERGING MARKETS SHARES ETF	655	66.990	76.31	49,982.58	43,878.450	-6,104.13	-12.21%	9.24%	35.533	1.885	202.84	0.00%	3.03	
VGS	ASX Internal	VANGUARD MSCI INDEX INTERNATIONAL SHARES ETF	994	88.820	100.54	99,937.23	88,287.080	-11,650.15	-11.66%	18.60%	8.744	10.157	160.78	0.00%	1.81	
Total							474,656.52								2.15	

* Fundamental data is current data as at 03/03/2023

International Equities Report

Security code	Sector	Company name	Quantity	Last Price	Average Cost AUD	Cost Value AUD	Market Value AUD	Gain/loss AUD	Gain/loss (%)	Holdings (%)	Price to earnings* share*	Earnings per share*	Current dividends (c)*	Franking (%)*	Dividend yield (%)*	FX Rate
No International Equities																

No International Equities

* Fundamental data is current data as at 03/03/2023

While every effort has been made to provide you with an accurate transaction summary, we give no warranty of accuracy or reliability and take no responsibility for any errors or omissions including by negligence. You should confirm the information, holdings and valuations contained herein. All prices and values are denominated in AUD unless otherwise indicated. CMC Markets Stockbroking is the trading name of CMC Markets Stockbroking Limited (ABN 69 081 002 851, AFSL No. 246381), a Participant of the Australian Stock Exchange (ASX Group).

Generated : 03/03/2023 12:11 PM



Portfolio ID: 656234

Tax summary

01 Jul 2021 to 30 Jun 2022



Assessable income

Australian income		
Interest	Interest	4.19
	Interest exempt from NRAWT	-
	Total interest	4.19
Dividends	Unfranked	-
	Unfranked CFI	-
	Total unfranked	-
	Franked	-
	Franking credits	-
	Total dividends	-
Trust income	Franked distributions	5,291.30
	Franking credits	2,269.17
	Gross franked distributions	7,560.47
	Other trust income (a)	409.93
	Total trust income	7,970.40
Total Australian income		7,974.59
Foreign income		
Other	Other foreign source income	1,620.80
	Total other	1,620.80
Total foreign income		1,620.80
Net capital gain (b)		3,905.01
Total assessable income		13,500.40

(a) Share of net income from trusts (excluding gross franked distributions, foreign income, capital gains, and non-assessable amounts). For more details, refer to the 'Trust income' section of the Income transactions report.

(b) For more details, refer to the 'Summary of CGT gains/losses' section of the Realised CGT report.

Deductions

There were no deductions recorded in this period.

Tax offsets, credits and NCMi

Franking credits		
Trust income	Franking credits	2,269.17
	Less franking credits denied	-
		2,269.17
Total franking credits		2,269.17
Foreign tax (a)		
Dividends		11.69
Trust income	Other	254.42
		254.42
Total foreign tax		266.11
NCMI (b)		
NPP - Non-concessional MIT income		2.66
NPP - Excluded from NCMi		2.20
Capital gains - Non-concessional MIT income		-
Capital gains - Excluded from NCMi		-

(a) Foreign tax withheld from or paid in respect of foreign-source income that was derived during the income year. While foreign tax withheld or paid may be taken into account when calculating any entitlement to a foreign income tax offset (FITO), it does not necessarily equate to the FITO entitlement.

(b) NCMi amounts reported are based on information made available and provided by managed investment trusts.



Portfolio ID: 656234
Realised CGT
01 Jul 2021 to 30 Jun 2022



Disposals of CGT assets

There were no CGT asset disposals within the period.

Trust CGT distributions

Asset	Tax date	Gross gain (a) \$	Discounted gain (a)/(b) \$	Indexed gain (a) \$	Other gain (b) \$	CGT gain/loss \$	Pre-CGT gain/loss \$
GLOBAL X FANG+ ETF	30/06/2022	1,198.08	798.72	-	-	798.72	-
FANG	30/06/2022	853.09	-	-	853.09	853.09	-
FANG totals		2,051.17	798.72		853.09	1,651.81	
ISHARES CORE S&P/ASX 200 ETF	30/06/2022	404.62	269.75	-	-	269.75	-
IOZ		404.62	269.75			269.75	
IOZ totals							
BETASHARES NASDAQ 100 ETF	30/06/2022	2,543.18	1,695.45	-	-	1,695.45	-
NDQ		2,543.18	1,695.45			1,695.45	
NDQ totals							
VANGUARD FTSE EMERGING MARKETS SHARES ETF	01/04/2022	25.72	17.15	-	-	17.15	-
VGE	30/06/2022	43.06	28.71	-	-	28.71	-
VGE totals		68.78	45.85			45.85	
VANGUARD MSCI INDEX INTERNATIONAL SHARES ETF	01/04/2022	187.14	124.76	-	-	124.76	-
VGS	30/06/2022	176.08	117.39	-	-	117.39	-
VGS totals		363.22	242.15			242.15	
Trust CGT distribution totals		5,430.97	3,051.92		853.09	3,905.01	

(a) These amounts include distributed capital gain tax credits. Refer to the Taxable income section for a detailed breakdown.

(b) A discount of 33.33% has been applied as determined by the portfolio's tax type.



Portfolio ID: 656234
Realised CGT
01 Jul 2021 to 30 Jun 2022



Summary of CGT gains/losses

	Total	Discounted	Indexed	Other
	\$	\$	\$	\$
Losses available to offset				
Carried forward from prior years	-	-	-	-
Current year losses	-	-	-	-
Total	-	-	-	-
CGT gains				
Disposals of CGT assets	-	-	-	-
Trust CGT distributions	5,430.97	4,577.88	-	853.09
CGT gain before losses applied	5,430.97	4,577.88	-	853.09
Losses applied	-	-	-	-
CGT gain after losses applied	5,430.97	4,577.88	-	853.09
Discount applied ^(a)	-1,525.96	-1,525.96	NA	NA
Net capital gain	3,905.01	3,051.92	-	853.09

(a) The 'CGT gain after losses applied' amount multiplied by a 33.33% CGT discount rate appropriate to the tax entity type of the portfolio.



Portfolio ID: 656234
Taxation income
01 Jul 2021 to 30 Jun 2022



Income transactions ^(a)

Asset	Tax date	Interest	Unfranked	Franked	Franking credits entitlement	Other Aust	Gross foreign	Trust cap gains	Non-assess	Gross franking credits excl	Aust taxes	Foreign taxes withheld	Expenses	Assess non-receiv	Cash	DRP	To be received
		\$	\$	\$	\$	\$	\$	\$	\$	\$	\$	\$	\$	\$	\$	\$	\$
Foreign income																	
BETASHARES ELECTRIC VEHICLES AND FTR MOBILITY ETF																	
DRIV	30/06/2022	-	-	-	-	-	50.85	-	-	50.85 ^(b)	-	11.69	-	-	-	-	39.16
DRIV totals		-	-	-	-	-	50.85	-	-	50.85	-	11.69	-	-	-	-	39.16
Totals		-	-	-	-	-	50.85	-	-	50.85	-	11.69	-	-	-	-	39.16
Trust income																	
GLOBAL X FANG+ ETF																	
FANG	30/06/2022	-	-	-	-	-	-	2,051.17	121.20	2,172.37 ^(b)	-	-	-	-	-	-	2,172.37
FANG totals		-	-	-	-	-	-	2,051.17	121.20	2,172.37	-	-	-	-	-	-	2,172.37
BETASHARES VIDEO GAMES AND ESPORTS ETF																	
GAME	30/06/2022	-	-	-	-	-	21.28	-	-	21.28 ^(b)	-	3.03	-	-	-	-	18.25
GAME totals		-	-	-	-	-	21.28	-	-	21.28	-	3.03	-	-	-	-	18.25
ISHARES S&P/ASX DIVIDEND OPPORTUNITIES ETF																	
IHD	07/04/2022	16.12	33.57	887.52	440.92	0.09	55.44	-	-	992.74 ^(b)	-	2.66	-	-	990.08	-	1,285.08
	30/06/2022	6.18	6.58	1,158.68	493.46	27.56	24.30	-	64.27	1,287.57 ^(b)	-	2.49	-	-	990.08	-	1,285.08
IHD totals		22.30	40.15	2,046.20	934.38	27.65	79.74	-	64.27	2,280.31	-	5.15	-	-	990.08	-	1,285.08
ISHARES CORE S&P/ASX 200 ETF																	
IOZ	07/04/2022	17.82	100.02	1,304.80	570.11	85.42	29.54	-	9.78	1,547.38 ^(b)	-	0.47	-	-	1,546.91	-	2,526.69
	30/06/2022	22.22	86.09	1,940.30	764.68	8.23	20.80	404.62	44.99	2,527.25 ^(b)	-	0.56	-	-	1,546.91	-	2,526.69
IOZ totals		40.04	186.11	3,245.10	1,334.79	93.65	50.34	404.62	54.77	4,074.63	-	1.03	-	-	1,546.91	-	2,526.69
BETASHARES NASDAQ 100 ETF																	
NDQ	30/06/2022	-	-	-	-	0.03	131.43	2,543.17	-	2,674.63 ^(b)	-	48.89	-	-	-	-	1,312.87
NDQ totals		-	-	-	-	0.03	131.43	2,543.17	-	2,674.63	-	48.89	-	-	-	-	1,312.87
VANGUARD FTSE EMERGING MARKETS SHARES ETF																	
VGE	01/04/2022	-	-	-	-	-	101.02	25.72	-	126.74 ^(b)	-	20.27	-	-	106.47	-	241.98
	30/06/2022	-	-	-	-	-	275.54	43.06	-	318.60 ^(b)	-	47.62	-	29.00	-	-	241.98
VGE totals		-	-	-	-	-	376.56	68.78	-	445.34	-	67.89	-	29.00	106.47	-	241.98
VANGUARD MSCI INDEX INTERNATIONAL SHARES ETF																	
VGS	01/04/2022	-	-	-	-	-	263.17	187.14	-	450.31 ^(b)	-	45.03	-	-	405.28	-	545.05
	30/06/2022	-	-	-	-	-	647.43	176.08	-	823.51 ^(b)	-	83.40	-	195.06	-	-	545.05
VGS totals		-	-	-	-	-	910.60	363.22	-	1,273.82	-	128.43	-	195.06	405.28	-	545.05

Income transactions^(a) continued

Asset	Tax date	Interest	Unfranked	Franked	Franking credits entitlement	Other Aust	Gross foreign	Trust cap gains	Non-assess	Gross excl franking credits	Aust taxes	Foreign taxes withheld	Expenses	Assess non-receiv	Cash	DRP	To be received
	\$	\$	\$	\$	\$	\$	\$	\$	\$	\$	\$	\$	\$	\$	\$	\$	\$
Trust income																	
VGS totals	-	-	-	-	-	-	910.60	363.22	-	1,273.82	- 128.43	- 195.06	-	405.28	-	-	545.05
Totals	62.34	226.26	5,291.30	2,269.17	121.33	1,569.95	5,430.96	240.24	12,942.38	- 254.42	- 1,536.93	-	3,048.74	-	-	8,102.29	
Interest																	
ANZ Cash Investment Account																	
+ANZCMT 31/01/2022	4.19	-	-	-	-	-	-	-	4.19	-	-	-	-	-	4.19	-	-
+ANZCMT totals	4.19	-	-	-	-	-	-	-	4.19	-	-	-	-	-	4.19	-	-
Totals	4.19	-	-	-	-	-	-	-	4.19	-	-	-	-	-	4.19	-	-
Income transaction totals	66.53	226.26	5,291.30	2,269.17	121.33	1,620.80	5,430.96	240.24	12,997.42	- 266.11	- 1,536.93	-	3,052.93	-	-	8,141.45	

(a) The income transactions disclosed in this report are recognised on a tax-derivation basis. For more details about each column, refer to the corresponding sub-section under the Income - additional information section.
(b) These income amounts are yet to be confirmed.

Non-CGT gains/losses

There were no non-CGT gains/losses within the period.



Portfolio ID: 656234
 Taxation income
 01 Jul 2021 to 30 Jun 2022



Income transactions - additional information

Asset	Tax date	Interest ^(a) \$	Interest exempt from NRWT ^(b) \$	Interest total \$
ANZ Cash Investment Account				
+ANZCMT	31/01/2022	4.19	-	4.19
+ANZCMT totals		4.19	-	4.19
ISHARES S&P/ASX DIVIDEND OPPORTUNITIES ETF				
IHD	07/04/2022	16.12	-	16.12
	30/06/2022	6.18	-	6.18
IHD totals		22.30	-	22.30
ISHARES CORE S&P/ASX 200 ETF				
IOZ	07/04/2022	17.82	-	17.82
	30/06/2022	22.22	-	22.22
IOZ totals		40.04	-	40.04
Totals		66.53 ✓	-	66.53

(a) The amount of interest that is subject to non-resident withholding tax (NRWT).

(b) The amount of interest that is not subject to non-resident withholding tax (NRWT).

Unfranked amounts - Unfranked CFI income component

	Tax date	Total Unfranked \$	Unfranked Non CFI \$	Unfranked CFI \$
IHD				
	07/04/2022	33.57	12.27	21.30
	30/06/2022	6.58	5.29	1.29
IHD totals		40.15	17.56	22.59
IOZ				
	07/04/2022	100.02	46.22	53.80
	30/06/2022	86.09	-	86.09
IOZ totals		186.11	46.22	139.89
Totals		226.26 ✓	63.78	162.48



Portfolio ID: 656234
Taxation income
01 Jul 2021 to 30 Jun 2022



Income transactions - additional information continued

Asset	Tax date	Discount method (b)			Indexation method (c)			Other method (d)			Trust capital gains total	Taxable foreign capital gains ⁽ⁱ⁾	
		Non- assessable gains ^(e)	TAP ^(f)	NTAP net of foreign tax	NTAP foreign tax	TAP ^(f)	NTAP net of foreign tax	NTAP foreign tax	TAP ^(f)	NTAP net of foreign tax			NTAP foreign tax
FANG	30/06/2022	599.04	-	599.04	-	-	-	-	853.09	-	-	-	2,051.17
FANG totals		599.04	-	599.04	-	-	-	-	853.09	-	-	-	2,051.17
IOZ	30/06/2022	202.31	-	202.31	-	-	-	-	-	-	-	-	404.62
IOZ totals		202.31	-	202.31	-	-	-	-	-	-	-	-	404.62
NDQ	30/06/2022	1,271.58	-	1,271.59	-	-	-	-	-	-	-	-	2,543.17
NDQ totals		1,271.58	-	1,271.59	-	-	-	-	-	-	-	-	2,543.17
VGE	01/04/2022	12.86	-	12.86	-	-	-	-	-	-	-	-	25.72
VGE	30/06/2022	21.53	-	21.53	-	-	-	-	-	-	-	-	43.06
VGE totals		34.39	-	34.39	-	-	-	-	-	-	-	-	68.78
VGS	01/04/2022	93.57	-	93.57	-	-	-	-	-	-	-	-	187.14
VGS	30/06/2022	88.04	-	88.04	-	-	-	-	-	-	-	-	176.08
VGS totals		181.61	-	181.61	-	-	-	-	-	-	-	-	363.22
Totals		2,288.93	-	2,288.94	-	-	-	-	853.09	-	-	-	5,430.96 ✓

(a) Trust capital gains: For attribution managed investment trusts (AMITs), these are the trust capital gains attributed to members. For non-AMITs, these are the present entitlements to the net trust income comprised of net capital gains and CGT concession amounts.

(b) Discount method: Capital gains made by the trust in respect of CGT assets that were held for at least twelve months at the time of the CGT event that gave rise to the capital gain, and in respect of which the trust has not chosen to use the indexation method (if applicable) to calculate the capital gain. The sum of the discount method components equals the capital gains after having applied a CGT discount of 50%.

(c) Indexation method: Capital gains made by the trust in respect of CGT assets that were acquired prior to 11:45 a.m. (by legal time in the Australian Capital Territory) on 21 September 1999 (and that had been held for at least twelve months at the time of the CGT event that gave rise to the capital gain), and in respect of which the trust has chosen to use the indexation method to calculate the capital gain.

(d) Other method: Capital gains made by the trust in respect of CGT assets that were held for less than twelve months at the time of the CGT event that gave rise to the capital gain.

(e) Non-assessable gains: For attribution managed investment trusts (AMITs), members are to be treated as having included (in their attributed amount) a capital gain of double the trust discount capital gain; thus, the non-assessable amount for AMITs is the additional member amount required to double the trust discount capital gain (referred to as the 'AMIT CGT gross up amount', this amount is equal to the sum of the discount method components). For non-AMITs, the non-assessable amount is the CGT concession amount (as calculated under sub-section 104-71(4) ITAA 1997).

(f) TAP: Capital gains made by the trust in respect of CGT assets that were taxable Australian property (TAP). For capital gains calculated using the discount method, this is the capital gain after having applied a CGT discount of 50%. (g) NTAP net of foreign tax: Capital gains made by the trust in respect of CGT assets that were not taxable Australian property (NTAP), less any NTAP foreign tax. For capital gains calculated using the discount method, this is the capital gain after first having applied a CGT discount of 50%, and then subtracting any NTAP foreign tax.

(h) NTAP foreign tax: Foreign tax paid by the trust in respect of capital gains made by the trust in respect of foreign CGT assets.

(i) Taxable foreign capital gains: The grossed-up value of capital gains from foreign CGT assets. This amount is for information purposes only, as foreign capital gains are already reflected in the combined value of 'NTAP net of foreign tax' and 'NTAP foreign tax' amounts. This 'taxable foreign capital gains' amount may be useful for the purpose of determining the extent to which the combined value of 'NTAP net of foreign tax' and 'NTAP foreign tax' amounts has been derived from a foreign source, and, accordingly, the extent to which any NTAP foreign tax amounts count towards the calculation of the portfolio holder's entitlement, if any, to a foreign income tax offset (FITO).



Portfolio ID: 656234
Taxation income
01 Jul 2021 to 30 Jun 2022



Income transactions - additional information continued

Asset	Tax date	Attribution managed investment trusts (AMIT)			Non-AMIT			Non- assessable total \$
		Exempt income \$	Non- assessable non-exempt \$	Other non- assessable (b) \$	Tax deferred \$	Tax exempt \$	Tax free \$	
FANG	30/06/2022	-	-	121.20	-	-	-	121.20
FANG totals				121.20				121.20
IHD	30/06/2022	-	-	64.27	-	-	-	64.27
IHD totals				64.27				64.27
IOZ	07/04/2022	-	-	9.78	-	-	-	9.78
	30/06/2022	-	-	44.99	-	-	-	44.99
IOZ totals				54.77				54.77
Totals				240.24 ✓				240.24

(a) Non-assessable amounts do not include non-assessable amounts in respect of trust capital gains (i.e. the AMIT CGT gross-up amount or the CGT concession amount). The non-assessable amounts relating to AMIT CGT gross-up amounts and CGT concession amounts are disclosed in the 'Trust capital gains' sub-section under the Income - additional information section.

(b) For attribution managed investment trusts (AMITs), 'Other non-assessable' amounts are the reconciliation adjustments required to account for the amount by which the present entitlements to the net accounting income of the trust for the income year exceed the trust income attributed to the member under section 276-80 ITAA 1997 for the income year.

Capital Withholding tax

Asset	Transaction Date	Capital withholding tax
		-
Totals		-

Foreign investment taxes^(a)

Asset	Tax date	Foreign tax (c) \$	NTAP foreign tax ^(b)				Foreign taxes total \$
			Discount method \$	Indexation method \$	Other method \$		
BETASHARES ELECTRIC VEHICLES AND FTR MOBILITY ETF DRIV	30/06/2022	11.69	-	-	-	-	11.69
DRIV totals		11.69					11.69
BETASHARES VIDEO GAMES AND ESPORTS ETF GAME	30/06/2022	3.03	-	-	-	-	3.03
GAME totals		3.03					3.03

Income transactions - additional information continued

Asset	Tax date	Foreign tax (c) \$	NTAP foreign tax(b)			Foreign taxes total \$
			Discount method \$	Indexation method \$	Other method \$	
ISHARES S&P/ASX DIVIDEND OPPORTUNITIES ETF IHD	07/04/2022 30/06/2022	2.66 2.49	- -	- -	- -	2.66 2.49
IHD totals		5.15	-	-	-	5.15
ISHARES CORE S&P/ASX 200 ETF IOZ	07/04/2022 30/06/2022	0.47 0.56	- -	- -	- -	0.47 0.56
IOZ totals		1.03	-	-	-	1.03
BETASHARES NASDAQ 100 ETF NDQ	30/06/2022	48.89	-	-	-	48.89
NDQ totals		48.89	-	-	-	48.89
VANGUARD FTSE EMERGING MARKETS SHARES ETF VGE	01/04/2022 30/06/2022	20.27 47.62	- -	- -	- -	20.27 47.62
VGE totals		67.89	-	-	-	67.89
VANGUARD MSCI INDEX INTERNATIONAL SHARES ETF VGS	01/04/2022 30/06/2022	45.03 83.40	- -	- -	- -	45.03 83.40
VGS totals		128.43	-	-	-	128.43
Totals		266.11 ✓	-	-	-	266.11

(a) Foreign taxes withheld from or paid in respect of foreign investment income are recognised at the tax-derivation date of the foreign investment income from which they are withheld or in respect of which they are paid, regardless of whether or not the withholding event or payment occurs after the tax-derivation date.

(b) The amount of foreign tax paid in respect of capital gains made in respect of foreign CGT assets. For more details, refer to the 'Distributed capital gains' section of the Income - additional information schedule.

(c) The amount of foreign tax paid in respect of foreign investment income, other than foreign capital gains.

Income transactions - additional information continued

	Tax date	Attributed CFC income ^(a)	Foreign income net of tax ^(b)	Foreign tax	Aust franking credits from NZ CO	Gross foreign income total	Asset currency (if not AUD)	Asset currency amount	NZ franking credits from NZ CO
DRIV	30/06/2022	-	39.16	11.69	-	50.85	-	-	-
DRIV totals		-	39.16	11.69	-	50.85	-	-	-
GAME	30/06/2022	-	18.25	3.03	-	21.28	-	-	-
GAME totals		-	18.25	3.03	-	21.28	-	-	-
IHD	07/04/2022	-	52.78	2.66	-	55.44	-	-	-
	30/06/2022	-	21.81	2.49	-	24.30	-	-	-
IHD totals		-	74.59	5.15	-	79.74	-	-	-
IOZ	07/04/2022	-	29.07	0.47	-	29.54	-	-	-
	30/06/2022	-	20.24	0.56	-	20.80	-	-	-
IOZ totals		-	49.31	1.03	-	50.34	-	-	-
NDQ	30/06/2022	-	82.54	48.89	-	131.43	-	-	-
NDQ totals		-	82.54	48.89	-	131.43	-	-	-
VGE	01/04/2022	-	80.75	20.27	-	101.02	-	-	-
	30/06/2022	-	227.92	47.62	-	275.54	-	-	-
VGE totals		-	308.67	67.89	-	376.56	-	-	-
VGS	01/04/2022	-	218.14	45.03	-	263.17	-	-	-
	30/06/2022	-	564.03	83.40	-	647.43	-	-	-
VGS totals		-	782.17	128.43	-	910.60	-	-	-
Totals		-	1,354.69	266.11	-	1,620.80			

(a) The attributable income of a controlled foreign company (CFC).

(b) Foreign-source assessable income (other than attributed CFC income and distributed capital gains in respect of foreign CGT assets), less foreign tax.

NCMI^(a)

Asset	Tax date	NCMI	Excluded NCMI	NCMI CGT	Excluded NCMI CGT
IOZ	07/04/2022	2.40	2.06	-	-
	30/06/2022	0.26	0.14	-	-



Portfolio ID: 656234
Taxation income
01 Jul 2021 to 30 Jun 2022



Income transactions - additional information continued

Asset	Tax date	NCMI	Excluded NCMI	NCMI CGT	Excluded NCMI CGT
		\$	\$	\$	\$
IOZ totals		2.66	2.20	-	-
Totals		2.66	2.20	-	-

(a) NCMI amounts reported are based on information made available and provided by managed investment trusts.

Income summary ^(a)

Income transactions	Interest	Unfranked	Franked	Franking credits	Other Aust	Gross foreign	Trust cap gains	Non-assess	Gross excl franking credits	Aust Foreign taxes	Expenses withheld	Assess non-receiv	Cash	DRP	To be received
Foreign income	-	-	-	-	-	50.85	-	-	50.85	-	11.69	-	-	-	39.16
Trust income	62.34	226.26	5,291.30	2,269.17	121.33	1,569.95	5,430.96	240.24	12,942.38	-	254.42	-	3,048.74	-	8,102.29
Interest	4.19	-	-	-	-	-	-	-	4.19	-	-	-	4.19	-	-
Totals	66.53	226.26	5,291.30	2,269.17	121.33	1,620.80	5,430.96	240.24	12,997.42	-	266.11	-	3,052.93	-	8,141.45
Totals for all income	66.53	226.26	5,291.30	2,269.17	121.33	1,620.80	5,430.96	240.24	12,997.42	-	266.11	-	3,052.93	-	8,141.45

(a) The income disclosed in this report is recognised on a tax-derivation basis. For more details, refer to the corresponding section of the income transactions report.

Important notices

General notices

General Notice in regard to ANZ Share Investing Tax Tools (Standard)

ANZ Share Investing is a service provided by CMC Markets Stockbroking Limited ABN 69 081 002 851 AFSL 246381 ("CMC Markets"), a Participant of the Australian Securities Exchange, Sydney Stock Exchange and Chi-X Australia, at the request of Australia and New Zealand Banking Group Limited ABN 11 005 357 222 (ANZ). CMC Markets uses a third party service provider, Praemium ("Service Provider") in providing Tax Tools to you. In order to obtain Tax Tools (Standard) Reports, you have agreed to be bound by the Tax Tools Terms and Conditions. These General Notices and Taxation Notices should be read in conjunction with the ANZ Share Investing Trading Terms and Conditions. If your account settles through an ANZ Share Investment Loan you should read the applicable Terms and Conditions.

The reports generated by Tax Tools (Standard) contain the results of specific financial calculations relating to your portfolio of shares held by either CMC Markets as the sponsoring broker, or ANZ Margin Services as the sponsoring broker if you are using an ANZ Share Investment Loan ("ASIL"), as the case may be ("Portfolio"). They may be used by you and/or your professional tax adviser, together with your own training, expertise, experience and judgment (and that of your professional tax adviser), and other information you consider relevant in the course of your forming opinions or making decisions; and in the course of your professional tax adviser making recommendations in relation to taxation, Financial Products and/or related matters.

The reports generated by Tax Tools (Standard) and have been prepared by Praemium. The reports are not advice, professional or otherwise, in relation to taxation, Financial Products or any other matter. They do not take into account your particular objectives, financial situation or needs. It is up to you to determine whether or not Tax Tools (Standard) is appropriate for your use. It is not to be used as a substitution for obtaining professional tax advice - we recommend you obtain professional tax advice before you use Tax Tools (Standard) to complete your tax return.

Neither ANZ nor CMC Markets give any representation or warranty as to the accuracy, reliability or completeness of information contained in the reports. Except to the extent any liability cannot be excluded under law, none of ANZ, CMC Markets, nor any of their directors, employees, contractors or agents accept any liability for any error or omission in the reports or for any loss or damage suffered or incurred, directly or indirectly, by the user or any other person as a result of or in connection with the report.

"Financial Products" means those products as described in Chapter 7 of the Corporations Act 2001 which are traded on the Australian Stock Exchange and includes securities, options, warrants and exchange traded funds. It does not include contracts for difference or managed funds.

Taxation

Actual Cost Details Not Supplied

Please note that where the Actual Cost details for a capital gains tax asset have not been supplied, the report may not correctly reflect the portfolio's financial position. Reports such as the Realised Report, the Unrealised Report and the Portfolio Valuation will need to be reassessed taking into account the missing cost information.

CGT for Exchange Traded Options (ETOs)

When the writer grants an option, the premium received represents a capital gain pursuant to CGT Event D2 (except if the writer is the company granting the options over its own shares or debentures or by the trustee of a unit trust over its own units or debentures). Also, there is no discount on capital gain pursuant to CGT Event D2 (applicable to any entity). Where there is a capital gain on the granting of an option pursuant to CGT Event D2, the premium received is displayed as a negative value under the actual cost and adjusted cost columns in the Realised Report. Should the option subsequently be exercised, the capital gain that the grantor would otherwise have made from writing the option under CGT Event D2 mentioned above is disregarded. The premium however, will be recognised when calculating the subsequent disposal of the underlying shares CGT Event A1 either as:

- a reduction in the cost base of the underlying asset in the case of a put option; or
- part of the capital proceeds in the case of a call option upon disposal of the shares by the grantor.

Accordingly, an amended assessment from the Australian Taxation Office may need to be requested for the prior year to reduce the CGT event D2 capital gain that arose in the prior year.

In relation to the options, the unrealised CGT report covers possible CGT consequences that may eventuate if the options are traded on an active market or the options are closed out.

Company Options and Rights on Pre CGT Assets

Holders of rights or options issued in respect of pre-CGT securities, who take up their entitlement to purchase the underlying security, should ensure that in addition to the consideration paid for this security, the cost base of the underlying security also includes the market value of the right or option at the exercise date. The automated system for rights and options will only include the consideration paid to acquire the security in its cost base.

Corporate Shareholders and Share Buybacks

Corporate shareholders i.e. companies who make a CGT loss as a result of a share buyback may have that loss denied or reduced as a result of section 159GZZZQ of the Income Tax Assessment Act 1936. The automated system for input of share buybacks does not take into account this provision. Shareholders to whom this provision applies should obtain their own taxation advice.

Income Declared but not Paid Report

An Income Declared but not Paid Report is available to show income that has been declared but not yet paid, as at a given date. For ASX-listed Financial Products, this is the distribution date. The ex-dividend amount is reflected in the Portfolio Valuation Report but not in the Income Details. Ex-dividend entitlement aspects will be reported in your portfolio. Only actual dividends received are in the Income Details Screen.

Important notices continued

Taxation

Indexed cost base with tax deferred distributions

When calculating the indexed cost base of units, the cost base needs to be indexed up until the date that a tax deferred distribution is received. The indexed cost base then needs to be reduced by the tax deferred distribution received and the adjusted indexed cost base is taken to be the 'new' cost base. Currently, upon disposal, the report applies indexation to the full acquisition cost and then adjusts the cost base for any tax deferred distributions. Please refer to the Tax Free and Tax Deferred Summary page for details of tax deferred distributions. Please note that only assets purchased at least 12 months prior to 21 September 1999 with tax deferred distributions will be affected.

Instalment Warrants and Instalment Receipts

With regard to instalment warrants and instalment receipts, the tax reports display the dividend and/or trust distribution of the underlying security only. The reports do not disclose any attaching options details or expenses and/or interest payments made by you in respect of these instruments.

As not all instalment instruments have the same structure or features, you should refer to the product disclosure statement, tax statements and documents directly received from the issuer of such instruments to assist in you calculating any other tax consequences or talk to your tax adviser.

Section 115-45. CGT Discounting

Users should be aware of the existence of section 115-45 which potentially denies the CGT discount concession upon the sale of shares in a company or interest in a trust where the taxpayer would not have been allowed CGT discounting on the majority of the CGT assets by cost and value in the company or trust had a CGT event happened to those assets.

Stapled Securities

Where the stapled security is made up of a CGT asset and a traditional income security, the report may not allocate the cost base and capital proceeds to each security of the stapled arrangement. In such cases, full allocation of the cost base and the capital proceeds is made to the traditional income security. Generally, each security of the stapled arrangement is treated separately for tax purposes and holders of these securities will need to seek their own taxation advice.

Superannuation Funds - Assets held at 30/06/1988

Assets held by superannuation funds at 30 June 1988 including those acquired before 19 September 1985 are subject to special transitional measures that mean the assets are deemed to have been acquired on 30 June 1988. For these assets, the capital gain or loss that is realised upon disposal may be impacted by the market value of the asset at 30 June 1988. The automated system for calculating capital gains tax will only take into account the cost of the asset, not the market value as at 30 June 1988. To override the cost base with the market value, the cost base for the parcels can be edited in the Transaction screen. Holders to whom these transitional measures apply should obtain their own taxation advice.

Tax Free and Deferred Adjustments to Cost Base

When calculating capital losses, tax free and tax deferred amounts will always be treated as a reduction in the reduced cost base. As not all tax free amounts should be treated as a reduction in the reduced cost base, holders should consult with their professional tax advisers to ensure the correct amounts are included in the reduced cost base.

When calculating capital gains, the system correctly does not reduce the cost base by the tax free amounts pursuant to section 104-70, despite showing both the tax deferred and tax free adjustments to the cost base in the summary which forms part of the Realised report.

Taxation of Financial Arrangements (TOFA)

The system does not currently take the TOFA rules (including the new TOFA 3&4 regime) into consideration in the preparation of the report. Users need to ascertain the taxation implications on their investments where the TOFA rules mandatorily apply or where a voluntary election has been made to apply the TOFA rules. Users need to seek independent taxation advice in relation to the application of the TOFA rules.

Click this link <https://trading.anzshareinvesting.com.au/Manage/TaxTools#/FAQ> for more help



Want to go green and reduce paper?
Speak with your adviser today.



000757 036

Mr J & Mrs D Larder
10 Eden Drive
EATONS HILL QLD 4037

Dear Mr & Mrs Larder

2022 Financial Year Tax Report

Please find enclosed your Accountant Tax Summary Report for the 2022 financial year.

This report contains information relating to investments administered on your behalf by Morgans during the 2021/22 financial year.

Below is some key information relating to this year's report:

- Tax Pack References on the front summary page are updated to reflect the 2022 ATO Tax Packs. This is also relevant for taxpayers who complete their tax return online using myTax and accountants who use the ATO online portal.
- A BGL Simple Fund, BGL 360 or Generic data extract file will again be available for accountants who would like to upload transactions directly into their operating system.
- At your request, we are also able to provide an accountant, registered tax agent or professional tax adviser with secure third party access to your Wealth+ account. This would allow a nominated person view only access to the Wealth+ website, where they can view and download reports.

Should you have any queries please contact your Morgans adviser Ben Rodney.

Yours sincerely
Morgans Financial Limited

John & Donna Larder S/F A/C

Your Advisor: Ben Rodney

A/C Number: 697435
1 July 2021 to 30 June 2022

The details provided are based on the portfolio type being recorded as "Superannuation Fund" for taxation reporting purposes.

	Tax Return Reference	Amount \$	Tax Return Reference	Amount \$
ASSESSABLE INCOME				
Interest Income				
Gross Interest:	11C	198		
Tax Withheld:	13(H3)	0		
Australian Dividend Income				
Unfranked:	11J	244		
Franked:	11K	6,021		
Franking Credits:	11L+13(E1)	2,580		
Tax Withheld:	13(H3)	0		
Trust Income				
Gross Trust Income:	11M	294		
Franking Credits:	13(E1)	0		
Tax Withheld:	13(H3)	0		
Foreign Source Income				
Assessable Foreign Source Income:	11D/11D1	380		
Other Net Foreign Source Income:	11D	380		
Australian Franking Credits from a New Zealand company:	11E+13(E1)	0		
Foreign Income Tax Offsets:	13(C1)	21		
CAPITAL GAINS/LOSSES				
Distributed Capital Gains				
TARP Indexed, Other Capital Gains:	11A	0		
Discounted Capital Gains:	11A	9		
(Gross Discount Capital Gains of \$13 discounted at 33.33%)				
NTARP Indexed, Other Capital Gains:	11A	0		
Discounted Capital Gains:	11A	0		
(Gross Discount Capital Gains of \$0 discounted at 33.33%)				
Realised Capital Gains/Losses				
Total Short Gains: (held < 12 months)	11A	18,151		
Total Discount Gains:	11A	100,300		
(Total Long Gains of \$150,450 discounted at 33.33%)				
Total Long Gains (available for discounting):		150,450		
Total Indexed Gains:	11A	0		
Total Realised Losses:	11A	66,134		
DEDUCTIBLE EXPENSES (INCL GST)				
Wealth+ Management Fees:	12J1/12J2	2,347		
Wealth+ SMSF Administration Fee	12J1/12J2	506		

INTEREST INCOME

Date	Description	Amount Received \$	Gross Income \$	TFN / Withholding Tax Deducted \$
0/07/2021	Primary CMA Interest	3.84	3.84	
1/08/2021	Primary CMA Interest	2.39	2.39	
0/09/2021	Primary CMA Interest	3.73	3.73	
9/10/2021	Primary CMA Interest	56.54	56.54	
0/11/2021	Primary CMA Interest	117.07	117.07	
1/12/2021	Primary CMA Interest	14.63	14.63	
1/01/2022	Primary CMA Interest	0.01	0.01	
8/02/2022	Primary CMA Interest	0.08	0.08	
	TOTAL INTEREST INCOME	198.29	198.29	

AUSTRALIAN DIVIDEND INCOME

Date	Security Name	Amount Received \$	Gross Unfranked \$	TFN / Withholding Tax Deducted \$	Franked \$	Franking Credits \$	LIC Capital Gains (Gross) \$
3/09/2021	Adairs Limited FPO	450.00			450.00	192.86	
2/07/2021	Aristocrat Leisure Limited FPO	90.00			90.00	38.57	
1/09/2021	Beacon Lighting Group Ltd FPO	690.00			690.00	295.71	
1/09/2021	BHP Group Limited FPO	1,800.22			1,800.22	771.52	
0/09/2021	Credit Corp Group Limited FPO	252.00			252.00	108.00	
5/10/2021	Eagers Automotive Limited FPO	482.80			482.80	206.91	
1/10/2021	Lovisa Holdings Limited FPO	398.16	199.08		199.08	85.32	
9/09/2021	MotorCycle Holdings Limited FPO	657.10			657.10	281.61	
2/07/2021	National Australia Bank Ltd FPO	615.60			615.60	263.83	
9/09/2021	Northern Star Resources Ltd FPO	78.76			78.76	33.75	
9/07/2021	Orica Limited FPO	45.23	45.23				
7/09/2021	OZ Minerals Limited FPO	71.20			71.20	30.51	
3/09/2021	Telstra Corporation Limited FPO	320.00			320.00	137.14	
9/09/2021	Universal Store Holdings FPO	315.00			315.00	135.00	
	TOTAL AUSTRALIAN DIVIDEND INCOME	6,266.07	244.31		6,021.76	2,580.75	

GLOBAL DIVIDEND AND INTEREST INCOME

Date	Security Name	Amount Received \$	Gross Foreign Source Income \$	Foreign Tax Credits \$
5/08/2021	Apple Inc Common (US Listed)	33.21	47.45	14.24
3/09/2021	ResMed Inc CDIs	39.96	47.01	7.05
TOTAL GLOBAL DIVIDEND INCOME		73.17	94.46	21.29

TRUST INCOME

Date	Fund Name	Amount Received \$	Franked Amount \$	Interest or Other \$	Cost Base Adjustments \$	Free Tax Income \$	Foreign Income \$	Distributed Capital Gains \$	Franking Credits \$	Foreign Tax Credits \$+	TFN / Withholding Tax Deducted \$	Other \$*
5/10/2021	Atlas Arteria Stapled Securities	285.82										
total Tax Components		285.82					285.82					
3/11/2021	Aventus Retail Property Fund FPO	225.00			166.91	58.09						
total Tax Components		225.00			166.91	58.09						
3/10/2021	Centuria Office REIT FPU	241.78			61.59	166.21		13.98				
total Tax Components		241.78			61.59	166.21		13.98				
3/11/2021	Cromwell Property Group Stapled Security	178.75										
total Tax Components		178.75	0.37	65.57	112.81				0.48			
TOTAL INCOME		931.35	0.37	294.07	337.11		285.82	13.98	0.48			

For the Stapled Security, Foreign Income, Distributed Capital Gains, Foreign Tax Credits and Other categories additional information is provided below.

Trust / Stapled Security Income: Additional Information - Cost Base Adjustments

Fund Name	Tax Deferred Income \$	AMIT Decrease Amount \$	AMIT Increase Amount \$ (Shortfall)	Total Cost Base Adjustment	Cost Base Movement Increase or (Decrease) \$
ventus Retail Property Fund FPO	58.09			58.09	(58.09)

Trust / Stapled Security Income: Additional Information - Cost Base Adjustments

Trust Name	Tax Deferred Income \$	AMIT Decrease Amount \$	AMIT Increase Amount \$ (Shortfall)	Total Cost Base Adjustment	Cost Base Movement Increase or (Decrease) \$
Centuria Office REIT FPU	166.21	166.21		166.21	(166.21)
Promwell Property Group Stapled Security	112.81	112.81		112.81	(112.81)
Total Cost Base Adjustments Income	58.09	279.02		337.11	(337.11)

#Trust / Stapled Security Income: Additional Information - Foreign Income

Trust Name	Total Foreign Income \$	Modified Passive Income \$	Other Assessable Foreign Income \$	Interest Income \$	FIF Income \$	CFC Income \$
Atlas Arteria Stapled Securities	285.82		285.82			
Total Foreign Income	285.82		285.82			

Trust / Stapled Security Income: Additional Information - Distributed Capital Gains

Trust Name	Distributed Capital Gains \$	Discount Method TARP \$	Discount Method NTARP \$	Indexed & Other Gains TARP \$	Indexed & Other Gains NTARP \$	CGT Concession Amount \$	CGT Gross Up-AMIT \$
Centuria Office REIT FPU	13.98	6.99		6.99		6.99	
Total Distributed Capital Gains	13.98	6.99		6.99		6.99	

ARP - Taxable Australian Real Property
 NTARP - Non-taxable Australian Real Property

REALISED CAPITAL GAINS / LOSSES

* CGT discount factor for this account is 33.33%.)

Code	Security Name	Purchase Date	Sale Date	Tax Lot Method	Quantity	Cost Base \$	Sale Amount \$	Gross Result \$	Short Gain <12 months \$	Discounted Gain \$*	Indexed Gain \$	Pre CGT Gain/Loss \$	CGT Loss \$
AAPL.NAS	Apple Inc Common (US Listed)	17/04/2018	19/10/2021	MI	160	9,208.64	30,414.28	21,205.64		14,137.08			
	total for AAPL.NAS				160	9,208.64	30,414.28	21,205.64		14,137.08			
DH	Adairs Limited FPO	08/12/2020	18/10/2021	MI	4,500	15,311.80	17,045.41	1,733.61	1,733.61				
	total for ADH				4,500	15,311.80	17,045.41	1,733.61	1,733.61				
ILL	Aristocrat Leisure Limited FPO	21/02/2018	29/11/2021	MI	399	9,981.26	17,561.19	7,579.93		5,053.28			
		24/09/2018	29/11/2021	MI	61	1,756.80	2,684.79	927.99		618.66			
		10/08/2020	29/11/2021	MI	140	4,102.40	6,161.82	2,059.42		1,372.95			
		28/10/2021	29/11/2021	MI	30	1,255.50	1,320.39	64.89	64.89				
	total for ALL				630	17,095.96	27,728.19	10,632.23	64.89	7,044.89			
LX	Atlas Arteria Stapled Securities	21/05/2020	18/10/2021	MI	1,500	10,055.00	9,390.55	(664.45)					(664.45)
		02/07/2020	18/10/2021	MI	344	2,132.80	2,153.57	20.77		13.84			
	total for ALX				1,844	12,187.80	11,544.12	(643.68)		13.84			(664.45)
PE	Eagers Automotive Limited FPO	19/05/2020	18/10/2021	MI	1,700	9,613.00	24,914.68	15,301.68		10,201.11			
	total for APE				1,700	9,613.00	24,914.68	15,301.68		10,201.11			
VN	Aventus Retail Property Fund FPO	19/05/2020	18/10/2021	MI	5,000	8,734.14	17,010.80	8,276.66		5,517.77			
	total for AVN				5,000	8,734.14	17,010.80	8,276.66		5,517.77			
HP	BHP Group Limited FPO	21/02/2018	18/10/2021	MI	663	19,974.73	25,500.45	5,525.72		3,683.81			
	total for BHP				663	19,974.73	25,500.45	5,525.72		3,683.81			
LX	Beacon Lighting Group Ltd FPO	14/08/2018	18/10/2021	MI	5,000	8,010.00	12,362.50	4,352.50		2,901.66			

REALISED CAPITAL GAINS / LOSSES

CGT discount factor for this account is 33.33%.)

Code	Security Name	Purchase Date	Sale Date	Tax Lot Method	Quantity	Cost Base \$	Sale Amount \$	Gross Result \$	Short Gain <12 months \$	Discounted Gain \$*	Indexed Gain \$	Pre CGT Gain/Loss \$	CGT Loss \$
	total for BLX	21/08/2019	18/10/2021	MI	10,000	10,405.00	24,725.00	14,320.00		9,546.66			
					15,000	18,415.00	37,087.50	18,672.50		12,448.32			
CP	Credit Corp Group Limited FPO												
		23/04/2015	18/10/2021	MI	550	6,153.87	16,674.78	10,520.91		7,013.93			
		10/05/2019	18/10/2021	MI	150	3,057.89	4,547.67	1,489.78		993.18			
	total for CCP				700	9,211.76	21,222.45	12,010.69		8,007.11			
MMW	Cromwell Property Group Stapled Security												
	total for CMW	12/07/2021	18/10/2021	MI	11,000	9,897.19	8,800.00	(1,097.19)					(1,097.19)
					11,000	9,897.19	8,800.00	(1,097.19)					(1,097.19)
OF	Centuria Office REIT FPU												
	total for COF	22/06/2020	18/10/2021	MI	5,826	10,790.87	14,001.45	3,210.58		2,140.38			
					5,826	10,790.87	14,001.45	3,210.58		2,140.38			
TD	Corporate Travel Management Limited FPO												
	total for CTD	17/03/2021	18/10/2021	MI	500	10,615.50	11,976.79	1,361.29		1,361.29			
					500	10,615.50	11,976.79	1,361.29		1,361.29			
TP	Central Petroleum Ltd FPO												
	total for CTP	10/04/2019	18/10/2021	MI	30,000	4,760.00	3,790.00	(970.00)					(970.00)
					30,000	4,760.00	3,790.00	(970.00)					(970.00)
MM	Immutep Limited FPO												
	total for IMM	24/08/2009	18/10/2021	MI	2,700	2,026.50	1,441.96	(584.54)					(584.54)
		04/04/2011	18/10/2021	MI	10,900	33,975.85	5,821.25	(28,154.60)					(28,154.60)
		04/04/2011	18/10/2021	MI	967	3,080.20	516.44	(2,563.76)					(2,563.76)
		08/04/2021	18/10/2021	MI	10,433	5,117.84	5,571.85	454.01		454.01			
					25,000	44,200.39	13,351.50	(30,848.89)		454.01			(31,302.90)
OV	Lovisa Holdings Limited FPO												
	total for LOV	21/02/2018	18/10/2021	MI	612	5,005.76	11,993.63	6,987.87		4,658.57			
		30/10/2018	18/10/2021	MI	1,000	6,910.00	19,597.43	12,687.43		8,458.28			

REALISED CAPITAL GAINS / LOSSES

CGT discount factor for this account is 33.33%.

Code	Security Name	Purchase Date	Sale Date	Tax Lot Method	Quantity	Cost Base \$	Sale Amount \$	Gross Result \$ <12 months \$	Discounted Gain \$*	Indexed Gain \$	Pre CGT Gain/Loss \$	CGT Loss \$
Total for LOV		19/05/2020	18/10/2021	MI	600	4,472.00	11,758.46	7,286.46	4,857.63			
					2,212	16,987.76	43,349.52	26,961.76	17,974.48			
TO	MotorCycle Holdings Limited FPO	27/02/2018	18/10/2021	MI	1,500	6,020.00	4,391.16	(1,628.84)				(1,628.84)
		02/03/2018	18/10/2021	MI	1,200	5,171.00	3,512.93	(1,658.07)				(1,658.07)
		22/07/2019	18/10/2021	MI	2,300	2,941.00	6,733.11	3,792.11	2,528.07			
		08/08/2019	18/10/2021	MI	1,571	2,305.61	4,599.01	2,293.40	1,528.93			
Total for MTO					6,571	16,437.61	19,236.21	2,798.60	4,057.00			(3,286.91)
AB	National Australia Bank Ltd FPO	25/05/2012	18/10/2021	MI	296	6,679.21	8,395.90	1,716.69	1,144.46			
		21/02/2018	18/10/2021	MI	506	15,004.23	14,352.44	(651.79)				(651.79)
		02/06/2020	18/10/2021	MI	224	3,169.60	6,353.65	3,184.05	2,122.70			
Total for NAB					1,026	24,853.04	29,101.99	4,248.95	3,267.16			(651.79)
ST	Northern Star Resources Ltd FPO	24/02/2020	18/10/2021	MI	829	9,996.98	7,690.89	(2,306.09)				(2,306.09)
Total for NST					829	9,996.98	7,690.89	(2,306.09)				(2,306.09)
RI	Orica Limited FPO	02/12/2020	18/10/2021	MI	603	9,990.16	8,470.69	(1,519.47)				(1,519.47)
Total for ORI					603	9,990.16	8,470.69	(1,519.47)				(1,519.47)
ZL	OZ Minerals Limited FPO	12/07/2021	18/10/2021	MI	445	9,993.45	11,429.52	1,436.07	1,436.07			
Total for OZL					445	9,993.45	11,429.52	1,436.07	1,436.07			
DN	Paladin Energy Limited FPO	10/09/2008	12/08/2021	MI	42	10,084.73	20.64	(10,064.09)				(10,064.09)
		01/06/2009	12/08/2021	MI	11	2,070.50	5.40	(2,065.10)				(2,065.10)
Total for PDN					53	12,155.23	26.04	(12,129.19)				(12,129.19)
MD	ResMed Inc CDIs											

REALISED CAPITAL GAINS / LOSSES

* CGT discount factor for this account is 33.33%.)

Code	Security Name	Purchase Date	Sale Date	Tax Lot Method	Quantity	Cost Base \$	Sale Amount \$	Gross Result \$	Short Gain <12 months \$	Discounted Gain \$*	Indexed Gain \$	Pre CGT Gain/Loss \$	CGT Loss \$
Total for RMD		10/08/2020	18/10/2021	MI	800	19,977.36	27,209.37	7,232.01		4,821.34			
					800	19,977.36	27,209.37	7,232.01		4,821.34			
SYD	Sydney Airport Stapled Security	22/07/2019	18/10/2021	MI	1,200	9,743.94	9,838.57	94.63		63.09			
		31/08/2020	18/10/2021	MI	234	1,076.92	1,918.52	841.60		561.07			
Total for SYD					1,434	10,820.86	11,757.09	936.23		624.16			
TLS	Telstra Corporation Limited FPO	20/06/2018	18/10/2021	MI	4,000	11,201.88	15,289.94	4,088.06		2,725.37			
Total for TLS					4,000	11,201.88	15,289.94	4,088.06		2,725.37			
JNI	Universal Store Holdings FPO	18/11/2020	18/10/2021	MI	3,000	11,400.00	24,502.07	13,102.07	13,102.07				
Total for JNI					3,000	11,400.00	24,502.07	13,102.07	13,102.07				
WBC	Westpac Banking Corporation FPO	13/12/2019	18/10/2021	MI	423	10,486.05	10,701.32	215.27		143.51			
		13/01/2020	18/10/2021	MI	561	13,980.77	14,192.52	211.75		141.17			
Total for WBC					984	24,466.82	24,893.84	427.02		284.68			
WGN	Wagners Holding Company Ltd FPO	21/02/2018	18/10/2021	MI	1,300	5,089.00	2,241.68	(2,847.32)					(2,847.32)
		05/04/2018	18/10/2021	MI	1,200	4,982.00	2,069.25	(2,912.75)					(2,912.75)
		18/05/2018	18/10/2021	MI	1,200	4,729.88	2,069.25	(2,660.63)					(2,660.63)
		13/11/2019	18/10/2021	MI	592	917.60	1,020.83	103.23		68.82			
Total for WGN					4,292	15,718.48	7,401.01	(8,317.47)		68.82			(8,420.70)
WHC	Whitehaven Coal Limited FPO	25/01/2019	18/10/2021	MI	2,248	11,000.00	7,214.52	(3,785.48)					(3,785.48)
		10/08/2020	18/10/2021	MI	2,752	3,907.80	8,832.00	4,924.20		3,282.80			
Total for WHC					5,000	14,907.80	16,046.52	1,138.72		3,282.80			(3,785.48)
TOTALS						408,324.21	510,792.32	102,468.11	18,151.94	100,300.12			(66,134.17)

	Cost Base	Sale Amount	Gross Result	Short Gain <12 months	Discounted Gain*	Indexed Gain	Pre CGT Gain/Loss	CGT Loss
GRAND TOTALS ALL REALISED CAPITAL GAINS/LOSSES	408,324.21	510,792.32	102,468.11	18,151.94	100,300.12			(66,134.17)

EXPENSE SUMMARY

Description	Amount \$ (incl GST)	GST \$
Wealth+ Management Fee	2,347.65	213.42
Annual Wealth+ Management Fees	2,347.65	213.42
Total Wealth+ Management Fee:	506.00	46.00
Wealth+ SMSF Administration Fees	506.00	46.00
Annual Wealth+ SMSF Administration Fee	506.00	46.00
Total Wealth+ SMSF Administration Fees:		

PORTFOLIO ASSET POSITION AS AT 30 June 2022

Security Code	Quantity	Cost Base \$ 30/06/22	Average Cost \$	Price \$ as at 30/06/2022	Market Value \$ 30/06/22	Closing
Cash	0.00	512.41	0.00	0.00	512.41	512.41
Macquarie Cash Management A/C	0.00	512.41	0.00	0.00	512.41	512.41
Sub Total Cash		512.41			512.41	512.41
Total Portfolio Assets		512.41			512.41	512.41

The closing cost base details in the above Portfolio Asset Position table are the adjusted cost bases as at the end of the Financial Year. These cost bases have been reduced by any return of capital, tax deferred or AMIT cost base decrease/increase components of distributions deemed to have been received up to and including this Financial Year. Details of these adjustments for the distributions deemed to have been received in the current Financial Year are shown in the Trust/Stapled Security Income table.

CASH ACCOUNT TRANSACTION ACTIVITY

DATE	DESCRIPTION	DEBIT \$	CREDIT \$	BALANCE \$
1/07/2021	Opening Balance			22,081.33
2/07/2021	Super Contribution TBA J E Larder J E Larder Super		1,000.00	23,081.33
2/07/2021	National Australia Bank Ltd FPO - Dividend/Distribution Payment		615.60	23,696.93
2/07/2021	Super Contribution TBA J E Larder J E Larder Super		188.46	23,885.39
2/07/2021	Aristocrat Leisure Limited FPO - Dividend/Distribution Payment		90.00	23,975.39
2/07/2021	Super Contribution TBA J E Larder J E Larder Super		75.00	24,050.39
6/07/2021	ATO Payment Repayment Of ATO Super Co-Cont For Donna	20.00		24,030.39
9/07/2021	Super Contribution TBA J D Larder SF J D Larder SF Acc		1,000.00	25,030.39
9/07/2021	Super Contribution TBA J D Larder SF J D Larder SF Acc		188.46	25,218.85
9/07/2021	Super Contribution TBA J D Larder SF J D Larder SF Acc		75.00	25,293.85
9/07/2021	Orica Limited FPO - Dividend/Distribution Payment		45.23	25,339.08
4/07/2021	Cromwell Property Group Stapled Security - On Market Purchase - 11,000 securities	10,010.00		15,329.08
4/07/2021	OZ Minerals Limited FPO - On Market Purchase - 445 securities	9,993.45		5,335.63
6/07/2021	Super Contribution TBA J D Larder J D Larder SF ACC		1,000.00	6,335.63
6/07/2021	Super Contribution TBA J D Larder J D Larder SF ACC		188.46	6,524.09
6/07/2021	Super Contribution TBA J D Larder J D Larder SF ACC		75.00	6,599.09
8/07/2021	Super Contribution TBA J D Larder J D Larder SF ACC		1,000.00	7,599.09
8/07/2021	Super Contribution TBA J D Larder J D Larder SF ACC		188.46	7,787.55
8/07/2021	Super Contribution TBA J D Larder J D Larder SF ACC		75.00	7,862.55

Friday, 14 October 2022 CONFIDENTIAL PAGE 12

This document has been prepared by Morgans Financial Limited in accordance with its Australian Financial Services Licence (AFSL no. 235410). The views expressed herein are solely the views of Morgans Financial Limited.

Account Number: 697435 Portfolio Name: John & Donna Larder S/F A/C

CASH ACCOUNT TRANSACTION ACTIVITY

DATE	DESCRIPTION	DEBIT \$	CREDIT \$	BALANCE \$
08/07/2021	ATO Payment June 2021 Qtr PAYG Tax Instalment	2,172.00		5,690.55
09/07/2021	Super Contribution TBA J D Larder J D Larder SF ACC		1,000.00	6,690.55
09/07/2021	Super Contribution TBA J D Larder J D Larder SF ACC		188.46	6,879.01
09/07/2021	Super Contribution TBA J D Larder J D Larder SF ACC		75.00	6,954.01
09/07/2021	Interest Earned - Macquarie CMA		3.84	6,957.85
09/07/2021	Wealth+ SMSF Admin Fee Jul 2021	126.50		6,831.35
09/07/2021	Wealth+ fees - July 2021	440.30		6,391.05
06/08/2021	Super Contribution TBA J D Larder SF J D Larder SF ACC		1,000.00	7,391.05
06/08/2021	Super Contribution TBA J D Larder SF J D Larder SF ACC		188.46	7,579.51
06/08/2021	Super Contribution TBA J D Larder SF J D Larder SF ACC		75.00	7,654.51
08/08/2021	Centuria Office REIT FPU - Dividend/Distribution Payment		240.32	7,894.83
08/08/2021	Super Contribution TBA J D Larder J D Larder SF ACC		1,000.00	8,894.83
08/08/2021	Super Contribution TBA J D Larder J D Larder SF ACC		188.46	9,083.29
08/08/2021	Super Contribution TBA J D Larder J D Larder SF ACC		75.00	9,158.29
08/08/2021	Apple Inc Common (US Listed) - Dividend/Distribution Payment		33.21	9,191.50
09/08/2021	Super Contribution TBA J D Larder J D Larder SF ACC		188.46	9,379.96
09/08/2021	Super Contribution TBA J D Larder J D Larder SF ACC		75.00	9,454.96
06/08/2021	Aventus Retail Property Fund FPO - Dividend/Distribution Payment		218.50	9,673.46
07/08/2021	Super Contribution TBA J D Larder J D Larder SF ACC		1,000.00	10,673.46
07/08/2021	Super Contribution TBA J D Larder J D Larder SF ACC		188.46	10,861.92
07/08/2021	Super Contribution TBA J D Larder J D Larder SF ACC		75.00	10,936.92
11/08/2021	Interest Earned - Macquarie CMA		2.39	10,939.31
11/08/2021	Wealth+ SMSF Admin Fee Aug 2021	126.50		10,812.81
11/08/2021	Wealth+ fees - August 2021	451.26		10,361.55
03/09/2021	Super Contribution TBA J D Larder J D Larder SF ACC		1,000.00	11,361.55
03/09/2021	Super Contribution TBA J D Larder J D Larder SF ACC		188.46	11,550.01
03/09/2021	Deposit J D Larder SF AC J D Larder SF ACC		75.00	11,625.01
06/09/2021	Super Contribution TBA J D Larder J D Larder SF ACC		188.46	11,813.47
06/09/2021	Super Contribution TBA J D Larder J D Larder SF ACC		75.00	11,888.47
06/09/2021	Paladin Energy Limited FPO - Unmarketable Parcel Sale		26.04	11,914.51
07/09/2021	OZ Minerals Limited FPO - Dividend/Distribution Payment		71.20	11,985.71
09/09/2021	Credit Corp Group Limited FPO - Dividend/Distribution Payment		252.00	12,237.71
09/09/2021	Super Contribution TBA DONNA MAREE LARD J D Larder SF Acc		1,000.00	13,237.71
09/09/2021	Super Contribution TBA DONNA MAREE LARD J D Larder SF Acc		188.46	13,426.17

Friday, 14 October 2022 CONFIDENTIAL PAGE 13

This document has been prepared by Morgans Financial Limited in accordance with its Australian Financial Services Licence (AFSL no. 235410). The views expressed herein are solely the views of Morgans Financial Limited.

Account Number: 697435 Portfolio Name: John & Donna Larder S/F A/C

114-7_UNDER_30S/000757/008854

CASH ACCOUNT TRANSACTION ACTIVITY

DATE	DESCRIPTION	DEBIT \$	CREDIT \$	BALANCE \$
7/09/2021	Super Contribution TBA DONNA MAREE LARD J D Larder SF Acc		75.00	13,501.17
1/09/2021	BHP Group Limited FPO - Dividend/Distribution Payment		1,800.22	15,301.39
1/09/2021	Beacon Lighting Group Ltd FPO - Dividend/Distribution Payment		690.00	15,991.39
3/09/2021	Super Contribution TBA J D Larder J D Larder SF ACC		1,000.00	16,991.39
3/09/2021	Adairs Limited FPO - Dividend/Distribution Payment		450.00	17,441.39
3/09/2021	Telstra Corporation Limited FPO - Dividend/Distribution Payment		320.00	17,761.39
3/09/2021	Super Contribution TBA J D Larder J D Larder SF ACC		188.46	17,949.85
3/09/2021	Super Contribution TBA J D Larder J D Larder SF ACC		75.00	18,024.85
3/09/2021	ResMed Inc CDIs - Dividend/Distribution Payment		39.96	18,064.81
9/09/2021	MotorCycle Holdings Limited FPO - Dividend/Distribution Payment		657.10	18,721.91
9/09/2021	Universal Store Holdings FPO - Dividend/Distribution Payment		315.00	19,036.91
9/09/2021	Northern Star Resources Ltd FPO - Dividend/Distribution Payment		78.76	19,115.67
0/09/2021	Interest Earned - Macquarie CMA		3.73	19,119.40
0/09/2021	Wealth+ SMSF Admin Fee Sep 2021	126.50		18,992.90
0/09/2021	Wealth+ fees - September 2021	508.50		18,484.40
1/10/2021	Super Contribution TBA J D Larder J D Larder SF ACC		1,000.00	19,484.40
1/10/2021	Super Contribution TBA J D Larder SF AC J D Larder SF ACC		188.46	19,672.86
1/10/2021	Super Contribution TBA J D Larder J D Larder SF ACC		75.00	19,747.86
5/10/2021	Atlas Arteria Stapled Securities - Dividend/Distribution Payment		285.82	20,033.68
1/10/2021	Super Contribution TBA J D Larder J D Larder SF Acc		1,000.00	21,033.68
1/10/2021	Super Contribution TBA J D Larder J D Larder SF Acc		188.46	21,222.14
1/10/2021	Super Contribution TBA J D Larder J D Larder SF Acc		75.00	21,297.14
5/10/2021	Eagers Automotive Limited FPO - Dividend/Distribution Payment		482.80	21,779.94
5/10/2021	Super Contribution TBA J D Larder J D Larder SMSF		188.46	21,968.40
5/10/2021	Super Contribution TBA J D Larder J D Larder SMSF		75.00	22,043.40
0/10/2021	Lovisa Holdings Limited FPO - On Market Sale - 2,212 securities		43,349.51	65,392.91
0/10/2021	Beacon Lighting Group Ltd FPO - On Market Sale - 15,000 securities		37,087.50	102,480.41
0/10/2021	Apple Inc Common (US Listed) - On Market Sale - 160 securities		30,414.28	132,894.69
0/10/2021	National Australia Bank Ltd FPO - On Market Sale - 1,026 securities		29,101.99	161,996.68
0/10/2021	ResMed Inc CDIs - On Market Sale - 800 securities		27,209.37	189,206.05
0/10/2021	BHP Group Limited FPO - On Market Sale - 663 securities		25,500.45	214,706.50
0/10/2021	Eagers Automotive Limited FPO - On Market Sale - 1,700 securities		24,914.68	239,621.18
0/10/2021	Westpac Banking Corporation FPO - On Market Sale - 984 securities		24,893.84	264,515.02
0/10/2021	Universal Store Holdings FPO - On Market Sale - 3,000 securities		24,502.07	289,017.09

Friday, 14 October 2022 CONFIDENTIAL PAGE 14

This document has been prepared by Morgans Financial Limited in accordance with its Australian Financial Services Licence (AFSL no. 235410). The views expressed herein are solely the views of Morgans Financial Limited.

Account Number: 697435 Portfolio Name: John & Donna Larder S/F A/C

CASH ACCOUNT TRANSACTION ACTIVITY

DATE	DESCRIPTION	DEBIT \$	CREDIT \$	BALANCE \$
0/0/2021	Credit Corp Group Limited FPO - On Market Sale - 700 securities		21,222.45	310,239.54
0/0/2021	MotorCycle Holdings Limited FPO - On Market Sale - 6,571 securities		19,236.21	329,475.75
0/0/2021	Adairs Limited FPO - On Market Sale - 4,500 securities		17,045.41	346,521.16
0/0/2021	Aventus Retail Property Fund FPO - On Market Sale - 5,000 securities		17,010.80	363,531.96
0/0/2021	Whitehaven Coal Limited FPO - On Market Sale - 5,000 securities		16,046.52	379,578.48
0/0/2021	Telstra Corporation Limited FPO - On Market Sale - 4,000 securities		15,289.94	394,868.42
0/0/2021	Centuria Office REIT FPU - On Market Sale - 5,826 securities		14,001.45	408,869.87
0/0/2021	Immutep Limited FPO - On Market Sale - 25,000 securities		13,351.50	422,221.37
0/0/2021	Corporate Travel Management Limited FPO - On Market Sale - 500 securities		11,976.79	434,198.16
0/0/2021	Sydney Airport Stapled Security - On Market Sale - 1,434 securities		11,757.09	445,955.25
0/0/2021	Atlas Arteria Stapled Securities - On Market Sale - 1,844 securities		11,544.12	457,499.37
0/0/2021	OZ Minerals Limited FPO - On Market Sale - 445 securities		11,429.52	468,928.89
0/0/2021	Cromwell Property Group Stapled Security - On Market Sale - 11,000 securities		8,800.00	477,728.89
0/0/2021	Orica Limited FPO - On Market Sale - 603 securities		8,470.69	486,199.58
0/0/2021	Northern Star Resources Ltd FPO - On Market Sale - 829 securities		7,690.89	493,890.47
0/0/2021	Wagners Holding Company Ltd FPO - On Market Sale - 4,292 securities		7,401.00	501,291.47
0/0/2021	Central Petroleum Ltd FPO - On Market Sale - 30,000 securities		3,790.00	505,081.47
1/10/2021	Lovisa Holdings Limited FPO - Dividend/Distribution Payment		398.16	505,479.63
3/3/2021	Centuria Office REIT FPU - Dividend/Distribution Payment		241.78	505,721.41
3/10/2021	ATO Payment September 2021 Qtr PAYG Tax Instalment	1,493.00		504,228.41
3/10/2021	Aristocrat Leisure Limited 1:20.56 Rights Issue - Entitlement Acceptance - 30 securities	1,255.50		502,972.91
9/9/2021	Interest Earned - Macquarie CMA		56.54	503,029.45
9/9/2021	Wealth+ SMSF Admin Fee Oct 2021	126.50		502,902.95
9/9/2021	Wealth+ fees - October 2021	462.72		502,440.23
9/9/2021	Wealth+ SMSF Admin Fee Refund FY 2020/21		1,518.00	503,958.23
9/9/2021	Wealth+ SMSF Admin Fee Refund FY 2021/22		506.00	504,464.23
9/11/2021	Aventus Retail Property Fund FPO - Dividend/Distribution Payment		225.00	504,689.23
9/11/2021	Cromwell Property Group Stapled Security - Dividend/Distribution Payment		178.75	504,867.98
0/11/2021	Interest Earned - Macquarie CMA		117.07	504,985.05
0/11/2021	Wealth+ fees - November 2021		482.56	504,502.49
1/12/2021	Aristocrat Leisure Limited FPO - On Market Sale - 630 securities		27,728.19	532,230.68
1/12/2021	Transfer	531,613.61		617.07
2/12/2021	Deposit Return Funds 01/12 Transfer			532,230.68
5/12/2021	Transfer	531,730.68		500.00

Friday, 14 October 2022 CONFIDENTIAL PAGE 15

This document has been prepared by Morgans Financial Limited in accordance with its Australian Financial Services Licence (AFSL no. 235410). The views expressed herein are solely the views of Morgans Financial Limited.

Account Number: 697435 Portfolio Name: John + Donna Larder SF A/C

114_7_UNDER_305/000757/008853

CASH ACCOUNT TRANSACTION ACTIVITY

DATE	DESCRIPTION	DEBIT \$	CREDIT \$	BALANCE \$
/12/2021	Interest Earned - Macquarie CMA		14.63	514.63
/12/2021	Wealth+ fees - December 2021	2.31		512.32
/01/2022	Interest Earned - Macquarie CMA		0.01	512.33
/02/2022	Interest Earned - Macquarie CMA		0.08	512.41
	CLOSING BALANCE			512.41

NON-CASH TRANSACTION ACTIVITY

DATE	DESCRIPTION	QUANTITY	PRICE \$	VALUE \$
/11/2021	Aristocrat Leisure Limited FPO - Entitlement Allotment	30.00	41.85	1,255.50

Any Allotments shown above have resulted from your previous acceptance of a capital raising (where the acceptance would have previously been shown as a cash transaction in the Cash account Transaction Activity section) or as a result of a scheme of arrangement where there is no related cash transaction.



CORPORATE ACTIONS – PROCESSED DURING THE 2021/2022 FINANCIAL YEAR

Aventus Group (AVN)

ATO CR 2022/24 & 2022/25

Merger scheme of arrangement whereby Aventus Group (AVN), a stapled security consisting of a unit and shares, was merged with HomeCo Daily Needs REIT (HDN).

- Consideration for an AVN unit was 2.20 HDN units for every AVN unit held.

A unitholder made a capital gain to the extent that the capital proceeds exceeded the cost base of the units disposed of under the scheme. Similarly, a unitholder made a capital loss if the capital proceeds were less than the reduced cost base of those units.

Capital proceeds were equal to the market value of the HDN units received on the implementation date (4 March 2022).

Script for scrip rollover relief was available for eligible AVN unitholders. The consequences of choosing rollover relief were that any capital gain was disregarded. The cost base of the new HDN units was equal to the portion of the cost base of their original AVN units.

- Consideration for an AVN share was either \$0.285 cash for every AVN share held, or 0.038 HMC share for every AVN share held.

For the cash consideration option, a shareholder made a capital gain to the extent that the capital proceeds exceeded the cost base of the shares disposed of under the scheme. Similarly, a shareholder made a capital loss if the capital proceeds were less than the reduced cost base of those shares.

For the HMC share option, a shareholder made a capital gain to the extent that the capital proceeds exceeded the cost base of the shares disposed of under the scheme. Similarly, a shareholder made a capital loss if the capital proceeds were less than the reduced cost base of those shares.

Capital proceeds were equal to the market value of the HMC shares received on the implementation date (4 March 2022).

Script for scrip rollover relief was available for eligible AVN shareholders. The consequences of choosing rollover relief were that any capital gain was disregarded. The cost base of the new HDN shares was equal to the portion of the cost base of their original AVN shares.

BHP Group Limited (BHP)

ATO CR 2022/60

Merger scheme of arrangement whereby BHP Group Limited (BHP) merged their oil and gas business with Woodside Energy Group Limited (WDS) by an all-stock merger. The merger was effected by means of an in-specie distribution whereby BHP shareholders received 1 WDS share for every 5.5340 BHP shares held. The deemed value of the in-specie distribution was \$29.76 per new WDS share, which was treated as an assessable demerger dividend. This was also the cost base of the new WDS shares. The cost base of the original BHP shares remained unchanged.

The new WDS shares were deemed to have been acquired on the implementation date of 1 June 2022.

In addition, eligible shareholders had the opportunity to participate in a Share Sale Facility whereby their new WDS shares were sold for a consideration of \$29.15 per share. This sale constituted a CGT event.

Paladin Energy Limited (PDN)

Inmarketable parcel sale at \$0.4915 per share for shareholders holding parcels with a market value less than \$500 on the record date of 18 June 2021.

Sydney Airport (SYD)

Takeover scheme of arrangement whereby Sydney Aviation Alliance Pty Ltd acquired all shares in Sydney Airport (SYD) for a consideration of \$8.75 for every SYD share acquired.

A shareholder made a capital gain to the extent that the capital proceeds exceeded the cost base of the shares disposed of under the scheme. Similarly, a shareholder made a capital loss if the capital proceeds were less than the reduced cost base of those shares.

Vestpac Banking Corporation (WBC)

TO CR 2022/21

Vestpac Banking Corporation (WBC) conducted an Off-Market Share Buy-Back for shareholders who held their shares on the record date of 8 November 2021. The final Buy-Back price was 20.90 per share, comprising:

\$9.56 per share dividend, fully franked; and
\$11.34 per share capital component.

The total market value of the Buy-Back was calculated to be \$24.14 per share comprising the above two components, plus \$3.24 per share, being the amount by which the market value of WBC exceeded the Buy-Back price.

Friday, 14 October 2022 CONFIDENTIAL PAGE 18

This document has been prepared by Morgans Financial Limited in accordance with its Australian Financial Services Licence (AFSL no. 235410). The views expressed herein are solely the views of Morgans Financial Limited.

Account Number: 697435 Portfolio Name: John & Donna Larder SIF A/C



Capital Proceeds

CGT event occurred on 14 February 2022 and the deemed capital proceeds were \$14.58 per share (\$24.14 market value less \$9.56 dividend component). A WBC shareholder who accepted the Buy-Back made a capital gain to the extent that the amount of the capital proceeds exceeded their cost base. Similarly, a shareholder made a capital loss if this amount was less than their cost base.

Dividend Component

WBC shareholder who accepted the Buy-Back received a fully franked dividend of \$9.56 per share on 18 February 2022.

ADDITIONAL INFORMATION

Max Lot Methods – Realised Capital Gains and Losses

= First In First Out
= Last In First Out

HL = Minimum Gain and Maximum Loss Method ("Min Tax")

HLX = Maximum Gain and Minimum Loss Method ("Max Tax")

P = Lot Specific Method where a specific parcel of shares already held has been allocated against a specific sale

Unless one of the above alternative methods is requested by your Morgans adviser, **First In First Out** is the default method used. Please refer to the Realised Capital Gains / Losses section of this report for details of the tax lot method used for a particular sale transaction.

S007 Audit Report

Completed GS007 Audit Report for the financial year prepared by our Auditors, Pitcher Partners, is once again available for third parties who wish to verify the accuracy of the processes at the Wealth+ Managed Portfolio Service undertakes in preparing your report. A copy of this report can be obtained by contacting your Morgans adviser

**DISCLAIMER**

In producing this report, Morgans Financial has relied on information supplied by you the client in the first instance and other sources which we believe to be reliable. Where possible, Morgans Financial has attempted to verify the accuracy and completeness of the third party information supplied to us. Morgans Financial, it's directors and employees do not accept any liability for any actions taken or not taken which are a result of inaccuracies or omissions in the report as a result of third party errors or omissions. Morgans Financial is not a licensed tax adviser and the information provided in this report is general information only and therefore we recommend that you seek your own tax advice before acting or relying on the information enclosed in this report.

You may also wish to refer to the ATO tax pack and the ATO guide to capital gains.

The information provided in this report is on the basis that you are an Australian resident for tax purposes and any trading is on capital account. The tax report only incorporates details of the investments which Morgans Financial administers within the Wealth+ managed portfolio service.

This report incorporates all transactions that were transacted through Wealth+ between 01 July 2021 and 30 June 2022 Australian Time.

E&OE

END OF REPORT



THE TRUSTEE FOR JOHN & DONNA LARDER
SUPERANNUATION FUND
C/- YESS MORGANS
GPO BOX 202
BRISBANE QLD 4001

Our reference: 7122107515165
Phone: 13 10 20
ABN: 74 024 412 510

3 June 2021

SUPERANNUATION

Repayment of overpaid superannuation co-contributions

To whom it may concern

We recently reviewed the superannuation co-contribution payments we made to your members and found that we've overpaid by \$20.00.

We've listed the member account details in the superannuation overpayment member list, which may have been sent to you either electronically or included with this letter.

Please repay the above amount to us by **3 July 2021** either by cheque, using the payment slip below, or electronically via the BPAY® and direct credit details overleaf.

If you can't repay this, you'll need to complete either a paper or electronic *Superannuation payment variation advice* form (NAT 8451), available at www.ato.gov.au and lodge it with us on or before **1 July 2021**.

Accompanying notes for the superannuation overpayment member list are set out overleaf. If you have any questions, please phone **13 10 20** between 8.00am and 6.00pm, Monday to Friday, and quote your organisation's tax file number or Australian business number and 'Our reference' at the top of this letter.

Yours faithfully

Grant Brodie
Deputy Commissioner of Taxation
E00000-S00000-F00000

71879.149725-11-2017

Australian Taxation Office

PAYMENT SLIP - 94

THE TRUSTEE FOR JOHN &
DONNA LARDER
SUPERANNUATION FUND

ABN 74 024 412 510/00552

Amount due **\$20.00**

Australian Taxation Office
Locked Bag 1793
PENRITH NSW 1793

PRN 552 00877 211 981 4794



*171 552008772119814794

<877211981>552< >

<

000000>

940<

>

Reading the superannuation overpayment member list

This list details all overpaid amounts we sent as part of one or more remittance advices.

'Recovery for' and 'account' details

These details are provided so you can reconcile each overpaid amount with the correct member account.

Recovery reference number

This refers to the recovery of a member's superannuation co-contributions account. It is important to note this number as it needs to be quoted if you are unable to meet the repayment.

Amount overpaid

This is the amount of superannuation co-contributions overpaid for a member.

ATO BPAY® details

Biller code	75556
Customer reference number	552008772119814794

ATO direct credit details

Return payment EFT code	552008772119814794
BSB	093 003
Account number	316385
Account name	ATO deposits trust account

2 of 2

METHODS OF PAYMENT

BPAY®

Contact your financial institution to make this payment from your cheque or savings account. You will need the details listed below.



Biller Code: 75556
Reference: Your PRN (shown on the front of your payment slip directly above the barcode)

Credit card

Payments can be made online or by phone, visit our website at www.ato.gov.au/howtopay or phone **1300 898 089**. A card-payment fee applies.

Other payment options

For more information about other payment options, you can:

- visit our website at www.ato.gov.au/howtopay
- phone us on **1800 815 886**.

Payments cannot be made in person at any of our branches or shopfronts.



THE TRUSTEE FOR JOHN & DONNA LARDER
SUPERANNUATION FUND
C/- YESS MORGANS
GPO BOX 202
BRISBANE QLD 4001

Our reference: 7122107514993
ABN: 74 024 412 510

3 June 2021

Superannuation overpayment member list

Provider:	THE TRUSTEE FOR JOHN & DONNA LARDER SUPERANNUATION FUND
Tax file number:	877 211 981
Account type:	Super co-contributions

Recovery for	Account/ Other ID	TFN	Date of birth	Recovery ref no.	Financial Year	Amount overpaid
Donna Larder	SMSF1163 90671127	487 164 912	16 Aug 1963	7026 6145 9271 3	2020	\$20.00 DR
Total amount overpaid					\$20.00 DR	

Yours faithfully

James O'Halloran
Deputy Commissioner of Taxation



THE TRUSTEE FOR JOHN & DONNA LARDER
SUPERANNUATION FUND
C/- YESS MORGANS
GPO BOX 202
BRISBANE QLD 4001

Statement period	31 MAY 21 to 01 OCT 21
Tax file number	877 211 981
Date of issue	06 OCT 21
Statement number	9
Our reference	7124720147603

Internet: www.ato.gov.au

Account enquiries: 13 10 20

Statement of account

This statement has been issued to provide account information in relation to THE TRUSTEE FOR JOHN & DONNA LARDER SUPERANNUATION FUND, Superannuation account

Transaction list - Superannuation - Co-Contributions Recovery

This statement shows transactions for the period 31 MAY 21 to 01 OCT 21 (inclusive)

Process date	Effective date	Description of transaction	Debit \$	Credit \$	Balance \$
31 MAY 21		STATEMENT OPENING BALANCE			20.00 DR
07 JUL 21	06 JUL 21	Payment received		20.00	0.00
01 OCT 21	01 OCT 21	General interest charge calculated from 01 Jul 21 to 30 Sep 21 for Co-Contributions Recovery	0.01		0.01 DR
01 OCT 21	01 OCT 21	Remission of general interest charge for Co-Contributions Recovery		0.01	0.00
01 OCT 21		STATEMENT CLOSING BALANCE			0.00

Grant Brodie

Deputy Commissioner of Taxation

Please see over for important information about your statement

IMPORTANT INFORMATION ABOUT YOUR STATEMENT

Statement transactions

This statement only lists those transactions that we processed on your account for the period shown. Any transactions processed earlier that are due and payable within this period are included in the opening balance. This statement may not cover all your dealings with us. For example, you may have amounts outstanding in relation to other accounts or current legal, release or dispute actions. You can find out the current balance of your account and details of other accounts by phoning us on the numbers listed below.

When you make a payment

You need to use the payment reference details on page three when you make your payment to ensure the amount is applied to the correct sub-accounts (for example, Co-contribution recovery). If you don't, we will allocate the amount to one of your debts according to a payment hierarchy; this may not be the debt you wanted to pay. If your payment results in a credit on one of your sub-accounts we do not automatically use this credit to pay a debt on another sub-account.

Explanation of terms

The process date is the date that we processed a particular transaction.

The effective date is the date we use for the calculation of general interest charge and other penalties or interest. It is also the due date of any liabilities.

General interest charge (GIC)

Where any amount is not paid by the due date, GIC accrues on the outstanding balance until the entire amount has been paid. Interest is calculated on a daily compounding basis. GIC is currently imposed at a rate of 7.01% per annum (reviewed every three months). The GIC is tax deductible in the year that it is incurred.

GIC remission - You can request remission of GIC. We may remit the GIC if satisfied that the delay was due to circumstances beyond your control and you took reasonable steps to lessen the effects of those circumstances. We may also remit GIC in other circumstances where this would be fair and reasonable.

What you need if you phone us

We need to know we are talking to the right person before we can discuss your tax affairs. We will ask for details only you or someone you have authorised would know. Any authorised person is someone who you have previously told us can act on your behalf. If you can, please have your tax file number or Australian business number with you.

How to contact us

Phone us on **13 10 20** between 8.00am and 6.00pm, Monday to Friday.

If you do not speak English and need help from us phone the Translating and Interpreting Service on **13 14 50**.

If you have a hearing or speech impairment phone the National Relay Service on **13 36 77**.

HOW TO PAY

Your payment reference number (PRN) is: 552008772119814794

BPAY®



Billers code: 75556
Ref: 552008772119814794

Telephone & Internet Banking – BPAY®

Contact your bank or financial institution to make this payment from your cheque, savings, debit or credit card account.
More info: www.bpay.com.au

CREDIT OR DEBIT CARD

Pay online with your credit or debit card at
www.governmenteasypay.gov.au/PayATO

To pay by phone, call the Government EasyPay service on **1300 898 089**.

A card payment fee applies.

OTHER PAYMENT OPTIONS

For other payment options, visit www.ato.gov.au/paymentoptions

Payment details

When you make a payment you need to specify which sub-accounts you are paying by using the payment reference details below. If you don't, we will allocate the amount to one of your debts according to a payment hierarchy; this may not include the debt you wanted to pay.

Customer reference number	552 00877 211 981 4794
Return payment details for Co-Contributions Recovery	



MRS DONNA MAREE LARDER + MR JOHN E R LARDER <JOHN & DONNA
LARDER SUF A/C>

10 EDEN DRIVE

EATONS HILL QLD 4037

Trading Account Statement

Period: 01/01/2022 - 24/02/2023

AUSTRALIA

Trading Account Number: 656234

Date	Reference	Description	Debit	Credit	Balance
01/01/2022		Open Balance			0.00
10/01/2022	17571394	Bght 12018 CU6 @ 0.8150	9,819.62		9,819.62
10/01/2022	1285795	JNL1285795 SMS Confirmation C/N Fee A/c:656234	0.33		9,819.95
10/01/2022	16346858	Wdl ANZCIA 012-012 154985631		0.33	9,819.62
12/01/2022	16366584	Wdl ANZCIA 012-012 154985631 17571394		9,819.62	0.00
27/01/2022	17819613	Bght 3462 IOZ @ 28.8500	99,988.57		99,988.57
27/01/2022	1314203	JNL1314203 SMS Confirmation C/N Fee A/c:656234	0.33		99,988.90
27/01/2022	17819777	Bght 994 VGS @ 100.4300	99,937.23		199,926.13
27/01/2022	1314211	JNL1314211 SMS Confirmation C/N Fee A/c:656234	0.33		199,926.46
27/01/2022	17819919	Bght 3746 IHD @ 13.2847	49,819.08		249,745.54
27/01/2022	1314214	JNL1314214 SMS Confirmation C/N Fee A/c:656234	0.33		249,745.87
27/01/2022	17820020	Bght 655 VGE @ 76.2254	49,982.58		299,728.45
27/01/2022	1314226	JNL1314226 SMS Confirmation C/N Fee A/c:656234	0.33		299,728.78
27/01/2022	17820246	Bght 7014 BNKS @ 7.0900	49,783.96		349,512.74
27/01/2022	1314239	JNL1314239 SMS Confirmation C/N Fee A/c:656234	0.33		349,513.07
27/01/2022	17820334	Bght 3165 FANG @ 15.7400	49,871.90		399,384.97
27/01/2022	1314242	JNL1314242 SMS Confirmation C/N Fee A/c:656234	0.33		399,385.30
27/01/2022	17821062	Bght 1560 NDQ @ 31.9800	49,943.68		449,328.98
27/01/2022	1314290	JNL1314290 SMS Confirmation C/N Fee A/c:656234	0.33		449,329.31
27/01/2022	16528106	Wdl ANZCIA 012-012 154985631		2.31	449,327.00
31/01/2022	16559705	Wdl ANZCIA 012-012 154985631 17820020		49,982.58	399,344.42
31/01/2022	16559706	Wdl ANZCIA 012-012 154985631 17819777		99,937.23	299,407.19
31/01/2022	16559708	Wdl ANZCIA 012-012 154985631 17819613		99,988.57	199,418.62
31/01/2022	16559709	Wdl ANZCIA 012-012 154985631 17820246		49,783.96	149,634.66
31/01/2022	16559710	Wdl ANZCIA 012-012 154985631 17819919		49,819.08	99,815.58
31/01/2022	16559711	Wdl ANZCIA 012-012 154985631 17820334		49,871.90	49,943.68
31/01/2022	16559713	Wdl ANZCIA 012-012 154985631 17821062		49,943.68	0.00
01/02/2022	17878832	Bght 6627 BRN @ 1.4850	9,861.05		9,861.05
01/02/2022	1318285	JNL1318285 SMS Confirmation C/N Fee A/c:656234	0.33		9,861.38
01/02/2022	16585120	Wdl ANZCIA 012-012 154985631		0.33	9,861.05
02/02/2022	17899692	Bght 862 IPAY @ 11.5300	9,958.81		19,819.86
02/02/2022	1319649	JNL1319649 SMS Confirmation C/N Fee A/c:656234	0.33		19,820.19
02/02/2022	17899742	Bght 916 DRIV @ 10.7800	9,894.43		29,714.62
02/02/2022	1319653	JNL1319653 SMS Confirmation C/N Fee A/c:656234	0.33		29,714.95
02/02/2022	16598957	Wdl ANZCIA 012-012 154985631		0.66	29,714.29
03/02/2022	16604107	Wdl ANZCIA 012-012 154985631 17878832		9,861.05	19,853.24
04/02/2022	16618136	Wdl ANZCIA 012-012 154985631 17899742		9,894.43	9,958.81
04/02/2022	16618137	Wdl ANZCIA 012-012 154985631 17899692		9,958.81	0.00
10/02/2022	17997885	Bght 815 GAME @ 12.2100	9,976.10		9,976.10
10/02/2022	1328655	JNL1328655 SMS Confirmation C/N Fee A/c:656234	0.33		9,976.43
10/02/2022	16677035	Wdl ANZCIA 012-012 154985631		0.33	9,976.10
14/02/2022	16696028	Wdl ANZCIA 012-012 154985631 17997885		9,976.10	0.00
21/03/2022	18459680	Bght 656 IOZ @ 30.4000	19,972.35		19,972.35

While every effort has been made to provide you with an accurate transaction summary, we give no warranty of accuracy or reliability and take no responsibility for any errors or omissions including by negligence. You should confirm the information, holdings and valuations contained herein. All prices and values are denominated in AUD unless otherwise indicated. CMC Markets Stockbroking is the trading name of CMC Markets Stockbroking Limited (ABN 69 081 002 851, AFSL No. 246381), a Participant of the Australian Stock Exchange (ASX Group).



MRS DONNA MAREE LARDER + MR JOHN E R LARDER <JOHN & DONNA
LARDER SUF A/C>

10 EDEN DRIVE

EATONS HILL QLD 4037

Trading Account Statement

Period: 01/01/2022 - 24/02/2023

AUSTRALIA

Trading Account Number: 656234

Date	Reference	Description	Debit	Credit	Balance
21/03/2022	1370349	JNL1370349 SMS Confirmation C/N Fee A/c:656234	0.33		19,972.68
21/03/2022	18459720	Bght 719 IHD @ 13.8582	9,983.96		29,956.64
21/03/2022	1370364	JNL1370364 SMS Confirmation C/N Fee A/c:656234	0.33		29,956.97
21/03/2022	17037409	Wdl ANZCIA 012-012 154985631		0.66	29,956.31
23/03/2022	17057406	Wdl ANZCIA 012-012 154985631 18459720		9,983.96	19,972.35
23/03/2022	17057407	Wdl ANZCIA 012-012 154985631 18459680		19,972.35	0.00
09/06/2022	19375639	Bght 3864 TAH @ 1.0150	3,941.91		3,941.91
09/06/2022	1469676	JNL1469676 SMS Confirmation C/N Fee A/c:656234	0.33		3,942.24
09/06/2022	17784873	Wdl ANZCIA 012-012 154985631		0.33	3,941.91
14/06/2022	17806320	Wdl ANZCIA 012-012 154985631 19375639		3,941.91	0.00
22/06/2022	19522555	Bght 374 LOV @ 13.2624	4,980.07		4,980.07
22/06/2022	1484052	JNL1484052 SMS Confirmation C/N Fee A/c:656234	0.33		4,980.40
22/06/2022	19522595	Bght 15091 IMM @ 0.3150	4,773.62		9,754.02
22/06/2022	1484061	JNL1484061 SMS Confirmation C/N Fee A/c:656234	0.33		9,754.35
22/06/2022	19522639	Bght 1214 TLX @ 4.0700	4,960.93		14,715.28
22/06/2022	1484062	JNL1484062 SMS Confirmation C/N Fee A/c:656234	0.33		14,715.61
22/06/2022	17906101	Wdl ANZCIA 012-012 154985631		0.99	14,714.62
24/06/2022	17924009	Wdl ANZCIA 012-012 154985631 19522595		4,773.62	9,941.00
24/06/2022	17924010	Wdl ANZCIA 012-012 154985631 19522639		4,960.93	4,980.07
24/06/2022	17924011	Wdl ANZCIA 012-012 154985631 19522555		4,980.07	0.00
02/09/2022	20225797	Bght 2634 AFG @ 1.8750	4,958.70		4,958.70
02/09/2022	1570236	JNL1570236 SMS Confirmation C/N Fee A/c:656234	0.33		4,959.03
02/09/2022	20225831	Bght 1375 PPE @ 3.6086	4,981.72		9,940.75
02/09/2022	1570239	JNL1570239 SMS Confirmation C/N Fee A/c:656234	0.33		9,941.08
02/09/2022	20225890	Bght 1028 STO @ 7.7255	7,961.73		17,902.81
02/09/2022	1570247	JNL1570247 SMS Confirmation C/N Fee A/c:656234	0.33		17,903.14
05/09/2022	18490683	Wdl ANZCIA 012-012 154985631		0.99	17,902.15
06/09/2022	18508632	Wdl ANZCIA 012-012 154985631 20225797		4,958.70	12,943.45
06/09/2022	18508633	Wdl ANZCIA 012-012 154985631 20225831		4,981.72	7,961.73
06/09/2022	18508634	Wdl ANZCIA 012-012 154985631 20225890		7,961.73	0.00
13/09/2022	20315581	Sold 3684 TAH @ 0.9375		3,433.80	3,433.80Cr
13/09/2022	1580331	JNL1580331 SMS Confirmation C/N Fee A/c:656234	0.33		3,433.47Cr
13/09/2022	20315646	Sold 12018 CU6 @ 0.6207		7,439.23	10,872.70Cr
13/09/2022	1580337	JNL1580337 SMS Confirmation C/N Fee A/c:656234	0.33		10,872.37Cr
13/09/2022	20316142	Bght 227 SFR @ 4.4180	1,022.84		9,849.53Cr
13/09/2022	1580361	JNL1580361 SMS Confirmation C/N Fee A/c:656234	0.33		9,849.20Cr
13/09/2022	20316227	Bght 2242 SFR @ 4.4155	9,919.50		70.30
13/09/2022	1580365	JNL1580365 SMS Confirmation C/N Fee A/c:656234	0.33		70.63
13/09/2022	18566990	Wdl ANZCIA 012-012 154985631		1.32	69.31
15/09/2022	13725632	Dep ANZCIA 012-012 154985631 20315646	7,439.23		7,508.54
15/09/2022	13725633	Dep ANZCIA 012-012 154985631 20315581	3,433.80		10,942.34
15/09/2022	18584387	Wdl ANZCIA 012-012 154985631 20316142		1,022.84	9,919.50

While every effort has been made to provide you with an accurate transaction summary, we give no warranty of accuracy or reliability and take no responsibility for any errors or omissions including by negligence. You should confirm the information, holdings and valuations contained herein. All prices and values are denominated in AUD unless otherwise indicated. CMC Markets Stockbroking is the trading name of CMC Markets Stockbroking Limited (ABN 69 081 002 851, AFSL No. 246381), a Participant of the Australian Stock Exchange (ASX Group).

D - Pension Documentation

2022 Financial Year

Preparer Louise Barlow

Reviewer Sam Greco

Status Not Started

Supporting Documents

- Pension Summary Report Report
- Transfer Balance Account Summary Report

Standard Checklist

- Attach Actuarial Certificate
- Attach documentation supporting any pensions commenced during the financial year
- Attach documentation supporting any pensions commuted during the financial year
- Ensure correct Transfer Balance Account Reports have been lodged with the ATO

John & Donna Larder Superannuation Fund

Pension Summary

As at 30 June 2022

Member Name : Larder, John

Member Age : 61* (Date of Birth : 03/10/1960)

Member Code	Pension Type	Pension Start Date	Tax Free	Min / PF	Minimum	Maximum	Gross Pension Payments	PAYG	Net Pension Payment	Amount to reach Minimum
LARJOH0002P	Transition to Retirement Pension	01/12/2021	4.76%	2.00%	\$1,160.00*	\$10,000.00	\$10,000.00	\$0.00	\$10,000.00	NIL

*COVID-19 50% reduction has been applied to the minimum pension amount.

					\$1,160.00	\$10,000.00	\$10,000.00	\$0.00	\$10,000.00	\$0.00
--	--	--	--	--	-------------------	--------------------	--------------------	---------------	--------------------	---------------

Total :

					\$1,160.00	\$10,000.00	\$10,000.00	\$0.00	\$10,000.00	\$0.00
--	--	--	--	--	-------------------	--------------------	--------------------	---------------	--------------------	---------------

*Age as at 01/07/2021 or pension start date for new pensions.

John & Donna Larder Superannuation Fund
Transfer Balance Account Summary

For The Period 01 July 2021 - 30 June 2022

Member	Pension Type	Date	Lodgment Date	Transaction Type	Event Type	Debit	Credit	Balance	Cap Limit	Remaining Cap
--------	--------------	------	------------------	------------------	---------------	-------	--------	---------	-----------	---------------

Donna Larder

John Larder

E - Estate Planning

2022 Financial Year

Preparer Louise Barlow

Reviewer Sam Greco

Status Not Started

Supporting Documents

No supporting documents

Standard Checklist

- Attach Death Benefit Nominations (if applicable)
- Attach Life Insurance Policies (if applicable)
- Attach Reversionary Pension documentation (if applicable)
- Attach SMSF Will (if applicable)
- Review current Estate planning to ensure it matches wishes of members