
Financial Statements, Tax Return & Investment
Reports for the Year Ended 30 June 2019

HOWARD SUPERANNUATION FUND

Prepared for: Ricidea Pty Ltd

HOWARD SUPERANNUATION FUND

Reports Index

Operating Statement

Statement of Financial Position

Notes to the Financial Statements

Trustees Declaration

Compilation Report

SMSF Annual Return

Capital Gains Schedule

Trustee Minute / Resolution

Members Statement

Investment Summary with Market Movement

Investment Movement

Investment Income

Investment Total Return

Realised Capital Gain

HOWARD SUPERANNUATION FUND**Operating Statement**

For the year ended 30 June 2019

	Note	2019	2018
		\$	\$
Income			
Investment Income			
Trust Distributions		79,544	12,050
Dividends Received		72,632	45,934
Interest Received		2,957	1,093
Other Investment Income		966	4
Property Income		37,920	39,520
Investment Gains			
Changes in Market Values		340,837	153,856
Contribution Income			
Employer Contributions		36,289	32,606
Personal Concessional		0	50,000
Personal Non Concessional		0	385,395
Total Income		<u>571,145</u>	<u>720,458</u>
Expenses			
Accountancy Fees		3,762	2,460
Administration Costs		23	93
Actuary Fees		176	176
ATO Supervisory Levy		518	0
Auditor's Remuneration		385	385
Bank Charges		20	12
Depreciation		833	539
2/5 Pope Court, Bayview Expenses		12,745	13,052
Member Payments			
Pensions Paid		149,909	135,000
Total Expenses		<u>168,371</u>	<u>151,717</u>
Benefits accrued as a result of operations before income tax		<u>402,774</u>	<u>568,742</u>
Income Tax Expense		(21,464)	(3,656)
Benefits accrued as a result of operations		<u>424,238</u>	<u>572,397</u>

HOWARD SUPERANNUATION FUND
Statement of Financial Position

As at 30 June 2019

	Note	2019 \$	2018 \$
Assets			
Investments			
Fixtures and Fittings (at written down value) - Unitised		3,850	3,583
Real Estate Properties (Australian - Residential)		557,000	650,000
Shares in Listed Companies (Australian)		1,664,098	1,489,834
Units in Unlisted Unit Trusts (Australian)		159,310	162,890
Total Investments		<u>2,384,258</u>	<u>2,306,307</u>
Other Assets			
Dividend Reinvestment - Residual Account		0	0
Sundry Debtors		49,960	9,500
Reinvestment Residual Account		15	8
Broker Cash Account		0	495,262
ANZ Business Cash Management 3514-14731		10,479	57,514
Amounts Owing by Other Entities		308	6,814
Deposit on Real Estate Purchase		90,000	0
Bell Potter Cash Account		26,301	0
ANZ SMSF Cash HUB		718,342	0
Income Tax Refundable		21,464	4,503
Total Other Assets		<u>916,869</u>	<u>573,601</u>
Total Assets		<u>3,301,127</u>	<u>2,879,908</u>
Less:			
Liabilities			
Sundry Creditors		0	3,021
Total Liabilities		<u>0</u>	<u>3,021</u>
Net assets available to pay benefits		<u>3,301,127</u>	<u>2,876,887</u>
Represented by:			
Liability for accrued benefits allocated to members' accounts	3, 4		
Howard, Lynette Judith - Pension (Pension)		1,174,811	1,021,437
Howard, Lynette Judith - Accumulation		0	308,521
Howard, Lynette Judith - Pension (Account Based Pension 2)		90,696	79,050
Howard, Lynette Judith - Pension (Account Based Pension 3)		354,806	0
Howard, Richard Ian - Pension (Pension)		1,048,691	954,721
Howard, Richard Ian - Accumulation		0	123,477

These reports should be read in conjunction with the compilation report

HOWARD SUPERANNUATION FUND
Statement of Financial Position

As at 30 June 2019

	Note	2019	2018
		\$	\$
Howard, Richard Ian - Pension (Account Based Pension 2)		124,082	107,620
Howard, Richard Ian - Pension (Account Based Pension 3)		141,539	0
Howard, Natasha - Accumulation		244,363	189,415
Howard, Roderick - Accumulation		122,139	92,646
Total Liability for accrued benefits allocated to members' accounts		<u>3,301,127</u>	<u>2,876,887</u>

HOWARD SUPERANNUATION FUND

Notes to the Financial Statements

For the year ended 30 June 2019

Note 1: Summary of Significant Accounting Policies

The trustees have prepared the financial statements on the basis that the superannuation fund is a non-reporting entity because there are no users dependent on general purpose financial statements. The financial statements are therefore special purpose financial statements that have been prepared in order to meet the requirements of the Superannuation Industry (Supervision) Act 1993 and associated Regulations, the trust deed of the fund and the needs of members.

The financial statements have been prepared on a cash basis and are based on historical costs, except for investments which have been measured at market value.

The following significant accounting policies, which are consistent with the policies applied in the previous period unless otherwise stated, have been adopted in the preparation of the financial statements.

The financial statements were authorised for issue by the Director(s).

a. Measurement of Investments

The fund initially recognises:

- (i) an investment when it controls the future economic benefits expected to flow from the asset. For financial assets, the trade date is considered to be the date on which control of the future economic benefits attributable to the asset passes to the fund; and
- (ii) a financial liability on the date it becomes a party to the contractual provisions of the instrument.

Investments of the fund have been measured at market value, which refers to the amount that a willing buyer could reasonably be expected to pay to acquire the asset from a willing seller if the following assumptions were made:

- that the buyer and the seller deal with each other at arm's length in relation to the sale;
- that the sale occurred after proper marketing of the asset; and
- that the buyer and the seller acted knowledgeably and prudentially in relation to the sale.

Market value has been determined as follows:

- (i) shares and other securities listed on the Australian Securities Exchange by reference to the relevant market quotations at the end of the reporting period;
- (ii) units in managed funds by reference to the unit redemption price at the end of the reporting period;
- (iii) fixed-interest securities by reference to the redemption price at the end of the reporting period;
- (iv) unlisted investments are stated at trustees' assessment based on estimated market value at balance date or where necessary, an external valuer's opinion; and
- (v) investment properties at the trustees' assessment of the market value or where necessary a qualified independent valuer's opinion at the end of reporting period.

Financial liabilities, such as trade creditors and other payables, are measured at the gross value of the outstanding balance at the end of the reporting period. The trustees have determined that the gross values of the fund's financial liabilities is equivalent to their market values. Any remeasurement changes in the gross values of non-current financial liabilities (including liabilities for members' accrued benefits) are recognised in the operating statement in the periods in which they occur.

b. Cash and Cash Equivalents

Cash and cash equivalents include cash on hand and at call, deposits with banks and short-term, highly liquid investments that are readily convertible to cash and subject to an insignificant risk of change in value.

c. Revenue

Revenue is recognised at the fair value of the consideration received or receivable.

Interest revenue

Interest revenue is recognised in respect of fixed-interest securities, and cash and cash equivalent balances. Interest revenue is recognised upon receipt.

HOWARD SUPERANNUATION FUND

Notes to the Financial Statements

For the year ended 30 June 2019

Dividend revenue

Dividend revenue is recognised when the dividend has been paid or, in the case of dividend reinvestment schemes, when the dividend is credited to the benefit of the fund.

Rental revenue

Rental revenue arising from operating leases on investment properties is recognised upon receipt.

Distribution revenue

Distributions from unit trusts and managed funds are recognised as at the date the unit value is quoted ex-distribution and if not received at the end of the reporting period, are reflected in the statement of financial position as a receivable at market value.

Remeasurement changes in market values

Remeasurement changes in the market values of assets are recognised as income and determined as the difference between the market value at year-end or consideration received (if sold during the year) and the market value as at the prior year-end or cost (if acquired during the period).

d. Liability for Accrued Benefits

The liability for accrued benefits represents the fund's present obligation to pay benefits to members and beneficiaries, and has been calculated as the difference between the carrying amount of the assets and the carrying amount of the other payables and income tax liabilities as at the end of the reporting period.

e. Critical Accounting Estimates and Judgements

The preparation of financial statements requires the trustees to make judgements, estimates and assumptions that affect the application of accounting policies and the reported amounts of assets and liabilities, income and expenses. Actual results may differ from these estimates.

Estimates and underlying assumptions are reviewed on an ongoing basis. Revisions to accounting estimates are recognised in the period in which the estimate is revised and in any future period affected.

Note 3: Liability for Accrued Benefits

	2019 \$	2018 \$
Liability for accrued benefits at beginning of year	2,876,889	2,304,492
Benefits accrued as a result of operations	424,238	572,397
Current year member movements	0	0
Liability for accrued benefits at end of year	3,301,127	2,876,889

Note 4: Vested Benefits

Vested benefits are benefits that are not conditional upon continued membership of the fund (or any factor other than resignation from the plan) and include benefits which members were entitled to receive had they terminated their fund membership as at the end of the reporting period.

HOWARD SUPERANNUATION FUND

Notes to the Financial Statements

For the year ended 30 June 2019

	2019	2018
	\$	\$
Vested Benefits	<u>3,301,127</u>	<u>2,876,889</u>

Note 5: Guaranteed Benefits

No guarantees have been made in respect of any part of the liability for accrued benefits.

HOWARD SUPERANNUATION FUND

Ricidea Pty Ltd ACN: 005859281

Trustees Declaration

The directors of the trustee company have determined that the fund is not a reporting entity and that the special purpose financial statements should be prepared in accordance with the accounting policies described in Note 1 to the financial statements.

The directors of the trustee company declare that:

- (i) the financial statements and notes to the financial statements for the year ended 30 June 2019 present fairly, in all material respects, the financial position of the superannuation fund at 30 June 2019 and the results of its operations for the year ended on that date in accordance with the accounting policies described in Note 1 to the financial statements;
- (ii) the financial statements and notes to the financial statements have been prepared in accordance with the requirements of the trust deed; and
- (iii) the operation of the superannuation fund has been carried out in accordance with its trust deed and in compliance with the requirements of the Superannuation Industry (Supervision) Act 1993 and associated Regulations during the year ended 30 June 2019.

Signed in accordance with a resolution of the directors of the trustee company by:

.....
Richard Ian Howard
Ricidea Pty Ltd
Director

.....
Lynette Judith Howard
Ricidea Pty Ltd
Director

Dated this day of

HOWARD SUPERANNUATION FUND

Compilation Report

We have compiled the accompanying special purpose financial statements of the HOWARD SUPERANNUATION FUND which comprise the statement of financial position as at 30/06/2019 the operating statement for the year then ended, a summary of significant accounting policies and other explanatory notes. The specific purpose for which the special purpose financial statements have been prepared is set out in Note 1 to the financial statements.

The Responsibility of the Trustee

The Trustee of HOWARD SUPERANNUATION FUND are solely responsible for the information contained in the special purpose financial statements, the reliability, accuracy and completeness of the information and for the determination that the financial reporting framework used is appropriate to meet their needs and for the purpose that the financial statements were prepared.

Our Responsibility

On the basis of information provided by the Trustee, we have compiled the accompanying special purpose financial statements in accordance with the financial reporting framework as described in Note 1 to the financial statements and APES 315: Compilation of Financial Information.

We have applied our expertise in accounting and financial reporting to compile these financial statements in accordance with the financial reporting framework described in Note 1 to the financial statements. We have complied with the relevant ethical requirements of APES 110: Code of Ethics for Professional Accountants.

Assurance Disclaimer

Since a compilation engagement is not an assurance engagement, we are not required to verify the reliability, accuracy or completeness of the information provided to us by management to compile these financial statements. Accordingly, we do not express an audit opinion or a review conclusion on these financial statements.

The special purpose financial statements were compiled exclusively for the benefit of the directors of the trustee company who are responsible for the reliability, accuracy and completeness of the information used to compile them. We do not accept responsibility for the contents of the special purpose financial statements.

Compass Advisors Pty Ltd

of

23 Milton Parade, MALVERN, Victoria 3144

Signed:

Dated:

Self-managed superannuation fund annual return **2019**

Who should complete this annual return?

Only self-managed superannuation funds (SMSFs) can complete this annual return. All other funds must complete the *Fund income tax return 2019* (NAT 71287).

- ❗ The *Self-managed superannuation fund annual return instructions 2019* (NAT 71606) (the instructions) can assist you to complete this annual return.
- ⊖ The SMSF annual return cannot be used to notify us of a change in fund membership. You must update fund details via ABR.gov.au or complete the Change of details for superannuation entities form (NAT 3036).

To complete this annual return

- Print clearly, using a BLACK pen only.
- Use BLOCK LETTERS and print one character per box.

S	M	I	T	H		S	T				
---	---	---	---	---	--	---	---	--	--	--	--
- Place in ALL applicable boxes.

- Postal address for annual returns:

Australian Taxation Office
GPO Box 9845
[insert the name and postcode
of your capital city]

For example;

Australian Taxation Office
GPO Box 9845
SYDNEY NSW 2001

Section A: Fund information

1 Tax file number (TFN)

- ❗ The ATO is authorised by law to request your TFN. You are not obliged to quote your TFN but not quoting it could increase the chance of delay or error in processing your annual return. See the Privacy note in the Declaration.

➤ To assist processing, write the fund's TFN at the top of pages 3, 5, 7 and 9.

2 Name of self-managed superannuation fund (SMSF)

3 Australian business number (ABN) (if applicable)

4 Current postal address

Suburb/town

State/territory

Postcode

5 Annual return status

- | | | |
|--|-------------|-----|
| Is this an amendment to the SMSF's 2019 return? | A No | Yes |
| Is this the first required return for a newly registered SMSF? | B No | Yes |

6 SMSF auditor

Auditor's name

Title: Mr Mrs Miss Ms Other

Family name

First given name

Other given names

SMSF Auditor Number

Auditor's phone number

Postal address

Suburb/town

State/territory

Postcode

Date audit was completed **A** Day / Month / YearWas Part A of the audit report qualified? **B** No YesWas Part B of the audit report qualified? **C** No YesIf the audit report was qualified, have the reported issues been rectified? **D** No Yes**7 Electronic funds transfer (EFT)**

We need your self-managed super fund's financial institution details to pay any super payments and tax refunds owing to you.

A Fund's financial institution account details

This account is used for super contributions and rollovers. Do not provide a tax agent account here.

Fund BSB number

Fund account number

Fund account name

I would like my tax refunds made to this account. **Go to C.****B Financial institution account details for tax refunds**

This account is used for tax refunds. You can provide a tax agent account here.

BSB number

Account number

Account name

C Electronic service address alias

Provide the electronic service address alias (ESA) issued by your SMSF messaging provider. (For example, SMSFdataESAAlias). See instructions for more information.

8 Status of SMSF Australian superannuation fund **A** No Yes Fund benefit structure **B** Code
 Does the fund trust deed allow acceptance of the Government's Super Co-contribution and Low Income Super Amounts? **C** No Yes

9 Was the fund wound up during the income year?

No Yes **▶** If yes, provide the date on which the fund was wound up Day / Month / Year **▶** Have all tax lodgment and payment obligations been met? No Yes

10 Exempt current pension income

Did the fund pay retirement phase superannuation income stream benefits to one or more members in the income year?

To claim a tax exemption for current pension income, you must pay at least the minimum benefit payment under the law. Record exempt current pension income at Label **A**.

No **▶** Go to Section B: Income.

Yes **▶** Exempt current pension income amount **A** \$

Which method did you use to calculate your exempt current pension income?

Segregated assets method **B**

Unsegregated assets method **C** **▶** Was an actuarial certificate obtained? **D** Yes

Did the fund have any other income that was assessable?

E Yes **▶** Go to Section B: Income.

No **▶** Choosing 'No' means that you do not have any assessable income, including no-TFN quoted contributions. Go to Section C: Deductions and non-deductible expenses. (Do **not** complete Section B: Income.)

If you are entitled to claim any tax offsets, you can list these at Section D: Income tax calculation statement.

Section B: Income

Do not complete this section if all superannuation interests in the SMSF were supporting superannuation income streams in the retirement phase for the **entire year**, there was **no** other income that was assessable, and you **have not** realised a deferred notional gain. If you are entitled to claim any tax offsets, you can record these at Section D: Income tax calculation statement.

11 Income

Did you have a capital gains tax (CGT) event during the year? **G** No Yes

If the total capital loss or total capital gain is greater than \$10,000 or you elected to use the transitional CGT relief in 2017 and the deferred notional gain has been realised, complete and attach a *Capital gains tax (CGT) schedule 2019*.

Have you applied an exemption or rollover? **M** No Yes

Code

Net capital gain **A** \$

Gross rent and other leasing and hiring income **B** \$

Gross interest **C** \$

Forestry managed investment scheme income **X** \$

Gross foreign income		Loss
D1 \$	Net foreign income	D \$

Australian franking credits from a New Zealand company **E** \$

Transfers from foreign funds **F** \$

Gross payments where ABN not quoted **H** \$

Gross distribution from partnerships **I** \$

*Unfranked dividend amount **J** \$

*Franked dividend amount **K** \$

*Dividend franking credit **L** \$

*Gross trust distributions **M** \$

Calculation of assessable contributions	
Assessable employer contributions	
R1 \$	
plus Assessable personal contributions	
R2 \$	
plus **No-TFN-quoted contributions	
R3 \$	
<i>(an amount must be included even if it is zero)</i>	
less Transfer of liability to life insurance company or PST	
R6 \$	

Assessable contributions **R** \$
(**R1** plus **R2** plus **R3** less **R6**)

Calculation of non-arm's length income	
*Net non-arm's length private company dividends	
U1 \$	
plus *Net non-arm's length trust distributions	
U2 \$	
plus *Net other non-arm's length income	
U3 \$	

*Other income **S** \$

*Assessable income due to changed tax status of fund **T** \$

Net non-arm's length income **U** \$
(subject to 45% tax rate)
(**U1** plus **U2** plus **U3**)

#This is a mandatory label.

*If an amount is entered at this label, check the instructions to ensure the correct tax treatment has been applied.

GROSS INCOME **W** \$
(Sum of labels **A** to **U**)

Exempt current pension income **Y** \$

TOTAL ASSESSABLE INCOME **V** \$
(**W** less **Y**)

Section C: Deductions and non-deductible expenses

12 Deductions and non-deductible expenses

- Under 'Deductions' list all expenses and allowances you are entitled to claim a deduction for. Under 'Non-deductible expenses', list all other expenses or normally allowable deductions that you cannot claim as a deduction (for example, all expenses related to exempt current pension income should be recorded in the 'Non-deductible expenses' column).

	DEDUCTIONS		NON-DEDUCTIBLE EXPENSES
Interest expenses within Australia	A1 \$		A2 \$
Interest expenses overseas	B1 \$		B2 \$
Capital works expenditure	D1 \$		D2 \$
Decline in value of depreciating assets	E1 \$		E2 \$
Insurance premiums – members	F1 \$		F2 \$
Death benefit increase	G1 \$		
SMSF auditor fee	H1 \$		H2 \$
Investment expenses	I1 \$		I2 \$
Management and administration expenses	J1 \$		J2 \$
Forestry managed investment scheme expense	U1 \$		U2 \$
Other amounts	L1 \$	Code	L2 \$
Tax losses deducted	M1 \$		
	TOTAL DEDUCTIONS N \$ (Total A1 to M1)		TOTAL NON-DEDUCTIBLE EXPENSES Y \$ (Total A2 to L2)
	#TAXABLE INCOME OR LOSS O \$ (TOTAL ASSESSABLE INCOME less TOTAL DEDUCTIONS)	Loss	TOTAL SMSF EXPENSES Z \$ (N plus Y)

#This is a mandatory label.

Section D: Income tax calculation statement

#Important:

Section B label **R3**, Section C label **O** and Section D labels **A, T1, J, T5** and **I** are mandatory. If you leave these labels blank, you will have specified a zero amount.

13 Calculation statement

Please refer to the *Self-managed superannuation fund annual return instructions 2019* on how to complete the calculation statement.

#Taxable income	A \$	<i>(an amount must be included even if it is zero)</i>
#Tax on taxable income	T1 \$	<i>(an amount must be included even if it is zero)</i>
#Tax on no-TFN-quoted contributions	J \$	<i>(an amount must be included even if it is zero)</i>

Gross tax **B \$**

(T1 plus J)

Foreign income tax offset	
C1 \$	
Rebates and tax offsets	Non-refundable non-carry forward tax offsets
C2 \$	C \$
	<i>(C1 plus C2)</i>

SUBTOTAL 1

T2 \$

(B less C – cannot be less than zero)

Early stage venture capital limited partnership tax offset	
D1 \$	
Early stage venture capital limited partnership tax offset carried forward from previous year	Non-refundable carry forward tax offsets
D2 \$	D \$
Early stage investor tax offset	<i>(D1 plus D2 plus D3 plus D4)</i>
D3 \$	
Early stage investor tax offset carried forward from previous year	SUBTOTAL 2
D4 \$	T3 \$
	<i>(T2 less D – cannot be less than zero)</i>

Complying fund's franking credits tax offset	
E1 \$	
No-TFN tax offset	
E2 \$	
National rental affordability scheme tax offset	
E3 \$	
Exploration credit tax offset	Refundable tax offsets
E4 \$	E \$
	<i>(E1 plus E2 plus E3 plus E4)</i>

#TAX PAYABLE **T5 \$**

(T3 less E – cannot be less than zero)

Section 102AAM interest charge

G \$

Credit for interest on early payments – amount of interest	
H1 \$	
Credit for tax withheld – foreign resident withholding (excluding capital gains)	
H2 \$	
Credit for tax withheld – where ABN or TFN not quoted (non-individual)	
H3 \$	
Credit for TFN amounts withheld from payments from closely held trusts	
H5 \$	
Credit for interest on no-TFN tax offset	
H6 \$	
Credit for foreign resident capital gains withholding amounts	
H8 \$	
	Eligible credits
	H \$
	(H1 plus H2 plus H3 plus H5 plus H6 plus H8)

#Tax offset refunds (Remainder of refundable tax offsets)	I \$	(unused amount from label E – an amount must be included even if it is zero)
--	-------------	--

PAYG instalments raised

K \$

Supervisory levy

L \$

Supervisory levy adjustment for wound up funds

M \$

Supervisory levy adjustment for new funds

N \$

AMOUNT DUE OR REFUNDABLE A positive amount at S is what you owe, while a negative amount is refundable to you.	S \$	(T5 plus G less H less I less K plus L less M plus N)
--	-------------	---

#This is a mandatory label.

Section E: Losses

14 Losses

! If total loss is greater than \$100,000, complete and attach a *Losses schedule 2019*.

Tax losses carried forward to later income years **U \$**
Net capital losses carried forward to later income years **V \$**

Section F: Member information

MEMBER 1

Title: Mr Mrs Miss Ms Other

Family name

First given name

Other given names

Member's TFN

See the Privacy note in the Declaration.

Date of birth / /

Contributions

OPENING ACCOUNT BALANCE \$

I Refer to instructions for completing these labels.

Employer contributions

A \$

ABN of principal employer

A1

Personal contributions

B \$

CGT small business retirement exemption

C \$

CGT small business 15-year exemption amount

D \$

Personal injury election

E \$

Spouse and child contributions

F \$

Other third party contributions

G \$

Proceeds from primary residence disposal

H \$

Receipt date / /

H1

Assessable foreign superannuation fund amount

I \$

Non-assessable foreign superannuation fund amount

J \$

Transfer from reserve: assessable amount

K \$

Transfer from reserve: non-assessable amount

L \$

Contributions from non-complying funds and previously non-complying funds

T \$

Any other contributions (including Super Co-contributions and Low Income Super Amounts)

M \$

TOTAL CONTRIBUTIONS N \$

(Sum of labels **A** to **M**)

Other transactions

Allocated earnings or losses **O** \$

Loss

Accumulation phase account balance

S1 \$

Retirement phase account balance – Non CDBIS

S2 \$

Retirement phase account balance – CDBIS

S3 \$

TRIS Count

Inward rollovers and transfers **P** \$

Outward rollovers and transfers **Q** \$

Lump Sum payments **R1** \$

Income stream payments **R2** \$

Code

Code

CLOSING ACCOUNT BALANCE S \$

(**S1** plus **S2** plus **S3**)

Accumulation phase value **X1** \$

Retirement phase value **X2** \$

Outstanding limited recourse borrowing arrangement amount **Y** \$

MEMBER 2

Title: Mr Mrs Miss Ms Other
Family name

First given name Other given names

Member's TFN

See the Privacy note in the Declaration.

Date of birth Day / Month / Year

Contributions

OPENING ACCOUNT BALANCE \$

I Refer to instructions for completing these labels.

Employer contributions

A \$

ABN of principal employer

A1

Personal contributions

B \$

CGT small business retirement exemption

C \$

CGT small business 15-year exemption amount

D \$

Personal injury election

E \$

Spouse and child contributions

F \$

Other third party contributions

G \$

Proceeds from primary residence disposal

H \$

Receipt date Day / Month / Year

H1

Assessable foreign superannuation fund amount

I \$

Non-assessable foreign superannuation fund amount

J

Transfer from reserve: assessable amount

K \$

Transfer from reserve: non-assessable amount

L \$

Contributions from non-complying funds and previously non-complying funds

T \$

Any other contributions (including Super Co-contributions and Low Income Super Amounts)

M \$

TOTAL CONTRIBUTIONS N \$

(Sum of labels **A** to **M**)

Other transactions

Allocated earnings or losses **O** \$

Loss

Accumulation phase account balance

S1 \$

Retirement phase account balance – Non CDBIS

S2 \$

Retirement phase account balance – CDBIS

S3 \$

TRIS Count

Inward rollovers and transfers **P** \$

Outward rollovers and transfers **Q** \$

Lump Sum payments **R1** \$

Income stream payments **R2** \$

Code

Code

CLOSING ACCOUNT BALANCE S \$

(**S1** plus **S2** plus **S3**)

Accumulation phase value **X1** \$

Retirement phase value **X2** \$

Outstanding limited recourse borrowing arrangement amount **Y** \$

Sensitive (when completed)

MEMBER 3

Title: Mr Mrs Miss Ms Other
Family name

First given name Other given names

Member's TFN

See the Privacy note in the Declaration.

Date of birth Day / Month / Year

Contributions

OPENING ACCOUNT BALANCE \$

I Refer to instructions for completing these labels.

Employer contributions

A \$

ABN of principal employer

A1

Personal contributions

B \$

CGT small business retirement exemption

C \$

CGT small business 15-year exemption amount

D \$

Personal injury election

E \$

Spouse and child contributions

F \$

Other third party contributions

G \$

Proceeds from primary residence disposal

H \$

Receipt date Day / Month / Year

H1

Assessable foreign superannuation fund amount

I \$

Non-assessable foreign superannuation fund amount

J \$

Transfer from reserve: assessable amount

K \$

Transfer from reserve: non-assessable amount

L \$

Contributions from non-complying funds and previously non-complying funds

T \$

Any other contributions (including Super Co-contributions and Low Income Super Amounts)

M \$

TOTAL CONTRIBUTIONS N \$

(Sum of labels **A** to **M**)

Other transactions

Allocated earnings or losses **O** \$

Loss

Accumulation phase account balance

S1 \$

Retirement phase account balance - Non CDBIS

S2 \$

Retirement phase account balance - CDBIS

S3 \$

TRIS Count

Inward rollovers and transfers **P** \$

Outward rollovers and transfers **Q** \$

Lump Sum payments **R1** \$

Income stream payments **R2** \$

Code

Code

CLOSING ACCOUNT BALANCE S \$

(**S1** plus **S2** plus **S3**)

Accumulation phase value **X1** \$

Retirement phase value **X2** \$

Outstanding limited recourse borrowing arrangement amount **Y** \$

MEMBER 4

Title: Mr Mrs Miss Ms Other
Family name

First given name Other given names

Member's TFN

See the Privacy note in the Declaration.

Date of birth Day / Month / Year

Contributions

OPENING ACCOUNT BALANCE \$

I Refer to instructions for completing these labels.

Employer contributions

A \$

ABN of principal employer

A1

Personal contributions

B \$

CGT small business retirement exemption

C \$

CGT small business 15-year exemption amount

D \$

Personal injury election

E \$

Spouse and child contributions

F \$

Other third party contributions

G \$

Proceeds from primary residence disposal

H \$

Receipt date Day / Month / Year

H1

Assessable foreign superannuation fund amount

I \$

Non-assessable foreign superannuation fund amount

J

Transfer from reserve: assessable amount

K

Transfer from reserve: non-assessable amount

L \$

Contributions from non-complying funds and previously non-complying funds

T \$

Any other contributions (including Super Co-contributions and Low Income Super Amounts)

M \$

TOTAL CONTRIBUTIONS N \$

(Sum of labels **A** to **M**)

Other transactions

Allocated earnings or losses **O** \$

Loss

Accumulation phase account balance

S1 \$

Retirement phase account balance - Non CDBIS

S2 \$

Retirement phase account balance - CDBIS

S3 \$

TRIS Count

Inward rollovers and transfers **P** \$

Outward rollovers and transfers **Q** \$

Lump Sum payments **R1** \$

Income stream payments **R2** \$

Code

Code

CLOSING ACCOUNT BALANCE S \$

(**S1** plus **S2** plus **S3**)

Accumulation phase value **X1** \$

Retirement phase value **X2** \$

Outstanding limited recourse borrowing arrangement amount **Y** \$

Sensitive (when completed)

Section H: Assets and liabilities

15 ASSETS

15a Australian managed investments

Listed trusts **A** \$

Unlisted trusts **B** \$

Insurance policy **C** \$

Other managed investments **D** \$

15b Australian direct investments

Cash and term deposits **E** \$

Limited recourse borrowing arrangements

Australian residential real property

J1 \$

Australian non-residential real property

J2 \$

Overseas real property

J3 \$

Australian shares

J4 \$

Overseas shares

J5 \$

Other

J6 \$

Debt securities **F** \$

Loans **G** \$

Listed shares **H** \$

Unlisted shares **I** \$

Limited recourse borrowing arrangements **J** \$

Non-residential real property **K** \$

Residential real property **L** \$

Collectables and personal use assets **M** \$

Other assets **O** \$

15c Other investments

Crypto-Currency **N** \$

15d Overseas direct investments

Overseas shares **P** \$

Overseas non-residential real property **Q** \$

Overseas residential real property **R** \$

Overseas managed investments **S** \$

Other overseas assets **T** \$

TOTAL AUSTRALIAN AND OVERSEAS ASSETS U \$
(Sum of labels **A** to **T**)

15e In-house assets

Did the fund have a loan to, lease to or investment in, related parties (known as in-house assets) at the end of the income year? **A** No Yes **\$**

15f Limited recourse borrowing arrangements

If the fund had an LRBA were the LRBA borrowings from a licensed financial institution? **A** No Yes

Did the members or related parties of the fund use personal guarantees or other security for the LRBA? **B** No Yes

16 LIABILITIES

Borrowings for limited recourse
borrowing arrangements

V1 \$

Permissible temporary borrowings

V2 \$

Other borrowings

V3 \$

Borrowings **V \$**

Total member closing account balances
(total of all **CLOSING ACCOUNT BALANCES** from Sections F and G) **W \$**

Reserve accounts **X \$**

Other liabilities **Y \$**

TOTAL LIABILITIES Z \$

Section I: Taxation of financial arrangements**17 Taxation of financial arrangements (TOFA)**

Total TOFA gains **H \$**

Total TOFA losses **I \$**

Section J: Other information**Family trust election status**

If the trust or fund has made, or is making, a family trust election, write the four-digit **income year** **A**
specified of the election (for example, for the 2018–19 income year, write **2019**).


If revoking or varying a family trust election, print **R** for revoke or print **V** for variation, **B**
and complete and attach the *Family trust election, revocation or variation 2019*.

Interposed entity election status

If the trust or fund has an existing election, write the earliest income year specified. If the trust **C**
or fund is making one or more elections this year, write the earliest income year being
specified and complete an *Interposed entity election or revocation 2019* for each election.

If revoking an interposed entity election, print **R**, and complete **D**
and attach the *Interposed entity election or revocation 2019*.

Section K: Declarations

 Penalties may be imposed for false or misleading information in addition to penalties relating to any tax shortfalls.

Important

Before making this declaration check to ensure that all income has been disclosed and the annual return, all attached schedules and any additional documents are true and correct in every detail. If you leave labels blank, you will have specified a zero amount or the label was not applicable to you. If you are in doubt about any aspect of the annual return, place all the facts before the ATO.

Privacy

The ATO is authorised by the *Taxation Administration Act 1953* to request the provision of tax file numbers (TFNs). We will use the TFN to identify the entity in our records. It is not an offence not to provide the TFN. However if you do not provide the TFN, the processing of this form may be delayed.

Taxation law authorises the ATO to collect information and disclose it to other government agencies. For information about your privacy go to ato.gov.au/privacy

TRUSTEE'S OR DIRECTOR'S DECLARATION:

I declare that, the current trustees and directors have authorised this annual return and it is documented as such in the SMSF's records. I have received a copy of the audit report (if required) and are aware of any matters raised therein. The information on this annual return, including any attached schedules and additional documentation is true and correct.

Authorised trustee's, director's or public officer's signature

Date Day / Month / Year

Preferred trustee or director contact details:

Title: Mr Mrs Miss Ms Other

Family name

First given name

Other given names

Phone number

Email address

Non-individual trustee name (if applicable)

ABN of non-individual trustee

Time taken to prepare and complete this annual return **Hrs**

 The Commissioner of Taxation, as Registrar of the Australian Business Register, may use the ABN and business details which you provide on this annual return to maintain the integrity of the register. For further information, refer to the instructions.

TAX AGENT'S DECLARATION:

I declare that the *Self-managed superannuation fund annual return 2019* has been prepared in accordance with information provided by the trustees, that the trustees have given me a declaration stating that the information provided to me is true and correct, and that the trustees have authorised me to lodge this annual return.

Tax agent's signature

Date Day / Month / Year

Tax agent's contact details

Title: Mr Mrs Miss Ms Other

Family name

First given name

Other given names

Tax agent's practice

Tax agent's phone number

Reference number

Tax agent number

Capital gains tax (CGT) schedule

2019

When completing this form

- Print clearly, using a black or dark blue pen only.
- Use BLOCK LETTERS and print one character in each box.

S	M	I	T	H		S	T										
---	---	---	---	---	--	---	---	--	--	--	--	--	--	--	--	--	--

- Do not use correction fluid or covering stickers.
- Sign next to any corrections with your **full signature** (not initials).

- Use in conjunction with company, trust, fund income tax return or the self-managed superannuation fund annual return.
- Refer to the *Guide to capital gains tax 2019* available on our website at ato.gov.au for instructions on how to complete this schedule.

Tax file number (TFN)

I We are authorised by law to request your TFN. You do not have to quote your TFN. However, if you don't it could increase the chance of delay or error in processing your form.

Australian business number (ABN)

Taxpayer's name

1 Current year capital gains and capital losses

	Capital gain		Capital loss
Shares in companies listed on an Australian securities exchange	A \$		K \$
Other shares	B \$		L \$
Units in unit trusts listed on an Australian securities exchange	C \$		M \$
Other units	D \$		N \$
Real estate situated in Australia	E \$		O \$
Other real estate	F \$		P \$
Amount of capital gains from a trust (including a managed fund)	G \$		
Collectables	H \$		Q \$
Other CGT assets and any other CGT events	I \$		R \$
Amount of capital gain previously deferred under transitional CGT relief for superannuation funds	S \$		
Total current year capital gains	J \$		

Add the amounts at labels **K** to **R** and write the total in item 2 label **A – Total current year capital losses**.

2 Capital lossesTotal current year capital losses **A \$**Total current year capital losses applied **B \$**Total prior year net capital losses applied **C \$**Total capital losses transferred in applied
(only for transfers involving a foreign bank branch or
permanent establishment of a foreign financial entity) **D \$**Total capital losses applied **E \$**Add amounts at **B**, **C** and **D**.

3 Unapplied net capital losses carried forwardNet capital losses from collectables carried forward to later income years **A \$**Other net capital losses carried forward to later income years **B \$**Add amounts at **A** and **B** and transfer the total
to label **V – Net capital losses carried forward
to later income years** on your tax return.

4 CGT discountTotal CGT discount applied **A \$**

5 CGT concessions for small businessSmall business active asset reduction **A \$**Small business retirement exemption **B \$**Small business rollover **C \$**Total small business concessions applied **D \$**

6 Net capital gainNet capital gain **A \$****1J less 2E less 4A less 5D** (cannot be less than
zero). Transfer the amount at **A** to label **A – Net
capital gain** on your tax return.

7 Earnout arrangements

Are you a party to an earnout arrangement? **A** Yes, as a buyer **Yes, as a seller** **No**
(Print in the appropriate box.)

! If you are a party to more than one earnout arrangement, copy and attach a separate sheet to this schedule providing the details requested here for each additional earnout arrangement.

How many years does the earnout arrangement run for? **B**

What year of that arrangement are you in? **C**

If you are the seller, what is the total estimated capital proceeds from the earnout arrangement? **D** \$

Amount of any capital gain or loss you made under your non-qualifying arrangement in the income year. **E** \$ / ^{LOSS}

! **Request for amendment**

If you received or provided a financial benefit under a look-through earnout right created in an earlier income year and you wish to seek an amendment to that earlier income year, complete the following:

Income year earnout right created **F**

Amended net capital gain or capital losses carried forward **G** \$ / ^{LOSS}

8 Other CGT information required (if applicable)

Small business 15 year exemption – exempt capital gains **A** \$ / ^{CODE}

Capital gains disregarded by a foreign resident **B** \$

Capital gains disregarded as a result of a scrip for scrip rollover **C** \$

Capital gains disregarded as a result of an inter-company asset rollover **D** \$

Capital gains disregarded by a demerging entity **E** \$

Taxpayer's declaration

! If the schedule is not lodged with the income tax return you are required to sign and date the schedule.

Important

Before making this declaration check to ensure that all the information required has been provided on this form and any attachments to this form, and that the information provided is true and correct in every detail. If you are in doubt about any aspect of the tax return, place all the facts before the ATO. The income tax law imposes heavy penalties for false or misleading statements.

Privacy

Taxation law authorises the ATO to collect information and disclose it to other government agencies. This includes personal information of the person authorised to sign the declaration. For information about your privacy go to ato.gov.au/privacy

I declare that the information on this form is true and correct.

Signature

Date

Day

Month

Year

/ /

Contact name

Daytime contact number (include area code)

HOWARD SUPERANNUATION FUND

Minutes of a meeting of the Director(s)

held on / / at 40 Young St, Kew, Victoria 3101

PRESENT:	Richard Ian Howard and Lynette Judith Howard
MINUTES:	The Chair reported that the minutes of the previous meeting had been signed as a true record.
FINANCIAL STATEMENTS OF SUPERANNUATION FUND:	<p>It was resolved that the financial statements would be prepared as special purpose financial statements as, in the opinion of the trustee(s), the Superannuation Fund is a non-reporting entity and therefore is not required to comply with all Australian Accounting Standards.</p> <p>The Chair tabled the financial statements and notes to the financial statements of the Superannuation Fund in respect of the year ended 30 June 2019 and it was resolved that such statements be and are hereby adopted as tabled.</p>
TRUSTEE'S DECLARATION:	It was resolved that the trustee's declaration of the Superannuation Fund be signed.
ANNUAL RETURN:	Being satisfied that the Fund had complied with the requirements of the Superannuation Industry (Supervision) Act 1993 (SISA) and Regulations during the year ended 30 June 2019, it was resolved that the annual return be approved, signed and lodged with the Australian Taxation Office.
TRUST DEED:	The Chair tabled advice received from the Fund's legal adviser confirming that the fund's trust deed is consistent with all relevant superannuation and trust law.
INVESTMENT STRATEGY:	The allocation of the Fund's assets and the Fund's investment performance over the financial year were reviewed and found to be within the acceptable ranges outlined in the investment strategy. After considering the risk, rate of return, diversification and liquidity of the investments and the ability of the Fund to discharge its existing liabilities, it was resolved that the investment strategy continues to reflect the purposes and circumstances of the Fund and its members. Accordingly, no changes in the investment strategy were required.
INSURANCE COVER:	The trustee(s) reviewed the current life and total and permanent disability insurance coverage on offer to the members and resolved that the current insurance arrangements were appropriate for the Fund.
ALLOCATION OF INCOME:	It was resolved that the income of the Fund would be allocated to the members based on their average daily balance (an alternative allocation basis may be percentage of opening balance).
INVESTMENT ACQUISITIONS:	It was resolved to ratify the investment acquisitions throughout the financial year ended 30 June 2019.
INVESTMENT DISPOSALS:	It was resolved to ratify the investment disposals throughout the financial year ended 30 June 2019.
AUDITORS:	<p>It was resolved that</p> <p>Anthony Boys</p> <p>of</p> <p>Box 3376, Rundle Mall, South Australia 5000</p> <p>act as auditors of the Fund for the next financial year.</p>
TAX AGENTS:	It was resolved that

HOWARD SUPERANNUATION FUND

Minutes of a meeting of the Director(s)

held on / / at 40 Young St, Kew, Victoria 3101

Compass Advisors Pty Ltd

act as tax agents of the Fund for the next financial year.

TRUSTEE STATUS:

Each of the trustee(s) confirmed that they are qualified to act as trustee(s) of the Fund and that they are not disqualified persons as defined by s 120 of the SISA.

CONTRIBUTIONS RECEIVED:

It was resolved that the contributions during the year be allocated to members on the basis of the schedule provided by the principal Fund employer.

ACCEPTANCE OF ROLLOVERS:

The trustee has ensured that any rollover made to the Fund, meets the requirements of the Fund's deed and does not breach the superannuation laws in relation to:

- 1. making rollover between Funds; and,
- 2. breaching the Fund or the member investment strategy.

The trustee has reviewed the rollover and received advice that the rollover is in accordance with the Trust Deed and the rules of the Fund and the superannuation laws. As such the trustee has resolved to accept the rollover on behalf of the member.

PAYMENT OF BENEFITS:

The trustee has ensured that any payment of benefits made from the Fund, meets the requirements of the Fund's deed and does not breach the superannuation laws in relation to:

- 1. making payments to members; and,
- 2. breaching the Fund or the member investment strategy.

The trustee has reviewed the payment of the benefit and received advice that the transfer is in accordance with the Deed and the superannuation laws. As such the trustee has resolved to allow the payment of the benefits on behalf of the member.

CLOSURE:

All resolutions for this meeting were made in accordance with the SISA and Regulations.

There being no further business the meeting then closed.

Signed as a true record –

.....

Richard Ian Howard

Chairperson

Members Statement

Lynette Judith Howard
 40 Young St
 Kew, Victoria, 3101, Australia

Your Details

Date of Birth : 09/11/1953
 Age: 65
 Tax File Number: 312241855
 Date Joined Fund: 07/05/1998
 Service Period Start Date: 07/05/1998
 Date Left Fund:
 Member Code: HOWLYN00001P
 Account Start Date 01/07/2014
 Account Phase: Retirement Phase
 Account Description: Pension

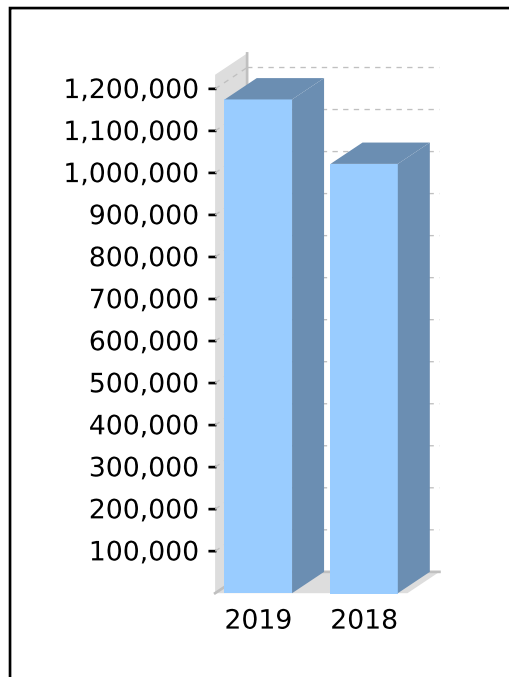
Nominated Beneficiaries N/A
 Vested Benefits 1,174,811
 Total Death Benefit 1,174,811
 Current Salary 0
 Previous Salary 0
 Disability Benefit 0

Your Balance

Total Benefits 1,174,811

Preservation Components
 Preserved
 Unrestricted Non Preserved 1,174,811
 Restricted Non Preserved

Tax Components
 Tax Free (38.61%) 453,547
 Taxable 721,264
 Investment Earnings Rate 19%



Your Detailed Account Summary

	This Year	Last Year
Opening balance at 01/07/2018	1,021,439	955,768
<u>Increases to Member account during the period</u>		
Employer Contributions		
Personal Contributions (Concessional)		
Personal Contributions (Non Concessional)		
Government Co-Contributions		
Other Contributions		
Proceeds of Insurance Policies		
Transfers In		
Net Earnings	194,232	103,901
Internal Transfer In		
<u>Decreases to Member account during the period</u>		
Pensions Paid	40,860	38,230
Contributions Tax		
Income Tax		
No TFN Excess Contributions Tax		
Excess Contributions Tax		
Refund Excess Contributions		
Division 293 Tax		
Insurance Policy Premiums Paid		
Management Fees		
Member Expenses		
Benefits Paid/Transfers Out		
Superannuation Surcharge Tax		
Internal Transfer Out		
Closing balance at 30/06/2019	1,174,811	1,021,439

Members Statement

Lynette Judith Howard
 40 Young St
 Kew, Victoria, 3101, Australia

Your Details

Date of Birth : 09/11/1953
 Age: 65
 Tax File Number: 312241855
 Date Joined Fund: 07/05/1998
 Service Period Start Date: 07/05/1998
 Date Left Fund:
 Member Code: HOWLYN00002A
 Account Start Date: 07/05/1998
 Account Phase: Accumulation Phase
 Account Description: Accumulation

Nominated Beneficiaries N/A
 Vested Benefits
 Total Death Benefit 0
 Current Salary 0
 Previous Salary 0
 Disability Benefit 0

Your Balance

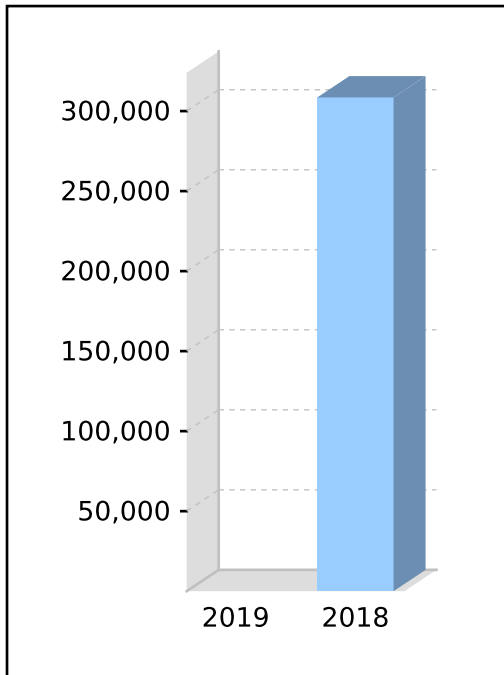
Total Benefits

Preservation Components

Preserved
 Unrestricted Non Preserved
 Restricted Non Preserved

Tax Components

Tax Free
 Taxable
 Investment Earnings Rate 0%



Your Detailed Account Summary

	This Year	Last Year
Opening balance at 01/07/2018	308,521	101,066
<u>Increases to Member account during the period</u>		
Employer Contributions		
Personal Contributions (Concessional)		25,000
Personal Contributions (Non Concessional)		285,395
Government Co-Contributions		
Other Contributions		
Proceeds of Insurance Policies		
Transfers In		
Net Earnings		2,034
Internal Transfer In		
<u>Decreases to Member account during the period</u>		
Pensions Paid		
Contributions Tax		3,750
Income Tax		158
No TFN Excess Contributions Tax		
Excess Contributions Tax		
Refund Excess Contributions		
Division 293 Tax		
Insurance Policy Premiums Paid		
Management Fees		
Member Expenses		
Benefits Paid/Transfers Out		
Superannuation Surcharge Tax		
Internal Transfer Out	308,521	101,066
Closing balance at 30/06/2019	0	308,521

HOWARD SUPERANNUATION FUND

Members Statement

Lynette Judith Howard
 40 Young St
 Kew, Victoria, 3101, Australia

Your Details

Date of Birth : 09/11/1953
 Age: 65
 Tax File Number: 312241855
 Date Joined Fund: 07/05/1998
 Service Period Start Date: 07/05/1998
 Date Left Fund:
 Member Code: HOWLYN00003P
 Account Start Date 01/07/2017
 Account Phase: Retirement Phase
 Account Description: Account Based Pension 2

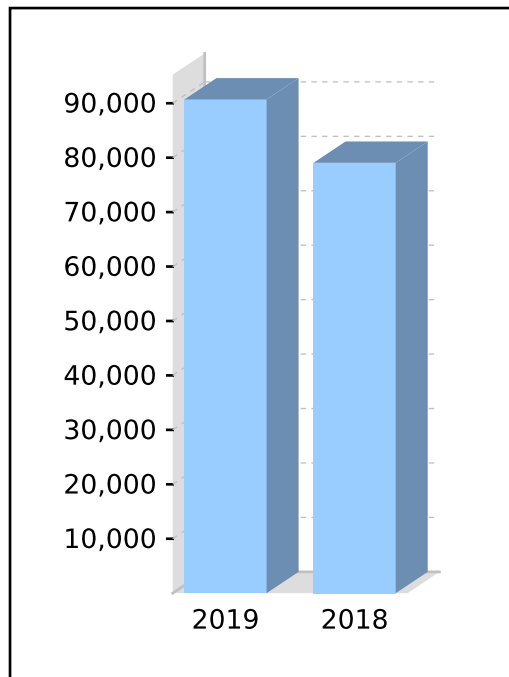
Nominated Beneficiaries N/A
 Vested Benefits 90,696
 Total Death Benefit 90,696
 Current Salary 0
 Previous Salary 0
 Disability Benefit 0

Your Balance

Total Benefits 90,696

Preservation Components
 Preserved
 Unrestricted Non Preserved 90,696
 Restricted Non Preserved

Tax Components
 Tax Free (10.69%) 9,692
 Taxable 81,004
 Investment Earnings Rate 19%



Your Detailed Account Summary

	This Year	Last Year
Opening balance at 01/07/2018	79,050	
<u>Increases to Member account during the period</u>		
Employer Contributions		
Personal Contributions (Concessional)		
Personal Contributions (Non Concessional)		
Government Co-Contributions		
Other Contributions		
Proceeds of Insurance Policies		
Transfers In		
Net Earnings	14,806	9,254
Internal Transfer In		101,066
<u>Decreases to Member account during the period</u>		
Pensions Paid	3,160	31,270
Contributions Tax		
Income Tax		
No TFN Excess Contributions Tax		
Excess Contributions Tax		
Refund Excess Contributions		
Division 293 Tax		
Insurance Policy Premiums Paid		
Management Fees		
Member Expenses		
Benefits Paid/Transfers Out		
Superannuation Surcharge Tax		
Internal Transfer Out		
Closing balance at 30/06/2019	90,696	79,050

Members Statement

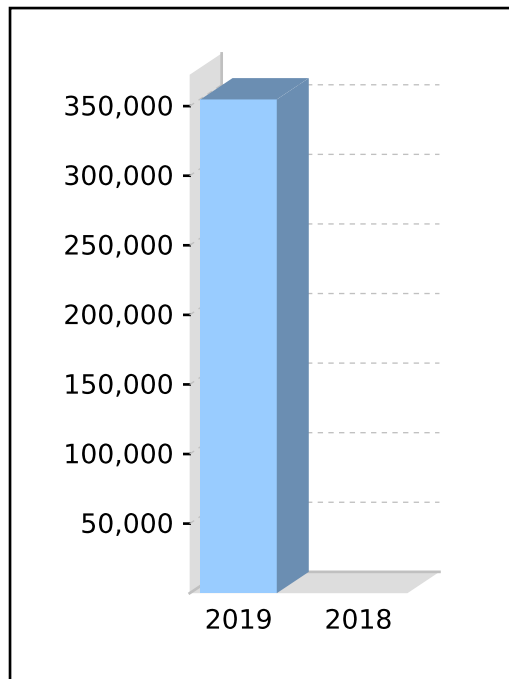
Lynette Judith Howard
 40 Young St
 Kew, Victoria, 3101, Australia

Your Details

Date of Birth :	09/11/1953	Nominated Beneficiaries	N/A
Age:	65	Vested Benefits	354,806
Tax File Number:	312241855	Total Death Benefit	354,806
Date Joined Fund:	07/05/1998	Current Salary	0
Service Period Start Date:	07/05/1998	Previous Salary	0
Date Left Fund:		Disability Benefit	0
Member Code:	HOWLYN00004P		
Account Start Date	01/07/2018		
Account Phase:	Retirement Phase		
Account Description:	Account Based Pension 3		

Your Balance

Total Benefits	354,806
<u>Preservation Components</u>	
Preserved	
Unrestricted Non Preserved	354,806
Restricted Non Preserved	
<u>Tax Components</u>	
Tax Free (92.50%)	328,209
Taxable	26,597
Investment Earnings Rate	19%



Your Detailed Account Summary

	This Year	Last Year
Opening balance at 01/07/2018		
<u>Increases to Member account during the period</u>		
Employer Contributions		
Personal Contributions (Concessional)		
Personal Contributions (Non Concessional)		
Government Co-Contributions		
Other Contributions		
Proceeds of Insurance Policies		
Transfers In		
Net Earnings	58,625	
Internal Transfer In	308,521	
<u>Decreases to Member account during the period</u>		
Pensions Paid	12,340	
Contributions Tax		
Income Tax		
No TFN Excess Contributions Tax		
Excess Contributions Tax		
Refund Excess Contributions		
Division 293 Tax		
Insurance Policy Premiums Paid		
Management Fees		
Member Expenses		
Benefits Paid/Transfers Out		
Superannuation Surcharge Tax		
Internal Transfer Out		
Closing balance at 30/06/2019	354,806	0

Members Statement

Richard Ian Howard
 40 Young St
 Kew, Victoria, 3101, Australia

Your Details

Date of Birth : 11/01/1956
 Age: 63
 Tax File Number: 318182049
 Date Joined Fund: 07/05/1998
 Service Period Start Date: 08/09/1981
 Date Left Fund:
 Member Code: HOWRIC00001P
 Account Start Date 01/07/2015
 Account Phase: Retirement Phase
 Account Description: Pension

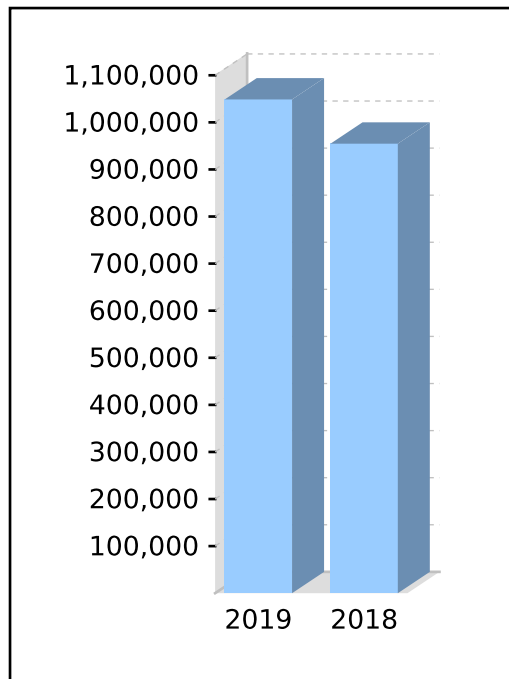
Nominated Beneficiaries N/A
 Vested Benefits 1,048,691
 Total Death Benefit 1,048,691
 Current Salary 0
 Previous Salary 0
 Disability Benefit 0

Your Balance

Total Benefits 1,048,691

Preservation Components
 Preserved
 Unrestricted Non Preserved 1,048,691
 Restricted Non Preserved

Tax Components
 Tax Free (29.43%) 308,652
 Taxable 740,038
 Investment Earnings Rate 19%



Your Detailed Account Summary

	This Year	Last Year
Opening balance at 01/07/2018	954,721	917,511
<u>Increases to Member account during the period</u>		
Employer Contributions		
Personal Contributions (Concessional)		
Personal Contributions (Non Concessional)		
Government Co-Contributions		
Other Contributions		
Proceeds of Insurance Policies		
Transfers In		
Net Earnings	178,279	98,690
Internal Transfer In		
<u>Decreases to Member account during the period</u>		
Pensions Paid	84,309	61,480
Contributions Tax		
Income Tax		
No TFN Excess Contributions Tax		
Excess Contributions Tax		
Refund Excess Contributions		
Division 293 Tax		
Insurance Policy Premiums Paid		
Management Fees		
Member Expenses		
Benefits Paid/Transfers Out		
Superannuation Surcharge Tax		
Internal Transfer Out		
Closing balance at 30/06/2019	1,048,691	954,721

Members Statement

Richard Ian Howard
 40 Young St
 Kew, Victoria, 3101, Australia

Your Details

Date of Birth : 11/01/1956
 Age: 63
 Tax File Number: 318182049
 Date Joined Fund: 07/05/1998
 Service Period Start Date:
 Date Left Fund:
 Member Code: HOWRIC00002A
 Account Start Date 07/05/1998
 Account Phase: Accumulation Phase
 Account Description: Accumulation

Nominated Beneficiaries N/A
 Vested Benefits
 Total Death Benefit 0
 Current Salary 0
 Previous Salary 0
 Disability Benefit 0

Your Balance

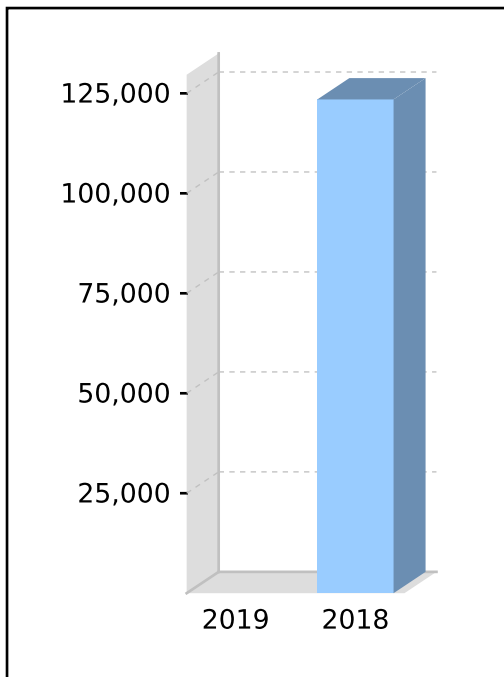
Total Benefits

Preservation Components

Preserved
 Unrestricted Non Preserved
 Restricted Non Preserved

Tax Components

Tax Free
 Taxable
 Investment Earnings Rate 0%



Your Detailed Account Summary

	This Year	Last Year
Opening balance at 01/07/2018	123,477	100,454
<u>Increases to Member account during the period</u>		
Employer Contributions		
Personal Contributions (Concessional)		25,000
Personal Contributions (Non Concessional)		100,000
Government Co-Contributions		
Other Contributions		
Proceeds of Insurance Policies		
Transfers In		
Net Earnings		2,415
Internal Transfer In		
<u>Decreases to Member account during the period</u>		
Pensions Paid		
Contributions Tax		3,750
Income Tax		188
No TFN Excess Contributions Tax		
Excess Contributions Tax		
Refund Excess Contributions		
Division 293 Tax		
Insurance Policy Premiums Paid		
Management Fees		
Member Expenses		
Benefits Paid/Transfers Out		
Superannuation Surcharge Tax		
Internal Transfer Out	123,477	100,454
Closing balance at 30/06/2019	0	123,477

Members Statement

Richard Ian Howard
 40 Young St
 Kew, Victoria, 3101, Australia

Your Details

Date of Birth : 11/01/1956
 Age: 63
 Tax File Number: 318182049
 Date Joined Fund: 07/05/1998
 Service Period Start Date:
 Date Left Fund:
 Member Code: HOWRIC00003P
 Account Start Date 01/07/2017
 Account Phase: Retirement Phase
 Account Description: Account Based Pension 2

Nominated Beneficiaries N/A
 Vested Benefits 124,082
 Total Death Benefit 124,082
 Current Salary 0
 Previous Salary 0
 Disability Benefit 0

Your Balance

Total Benefits 124,082

Preservation Components

Preserved

Unrestricted Non Preserved 124,082

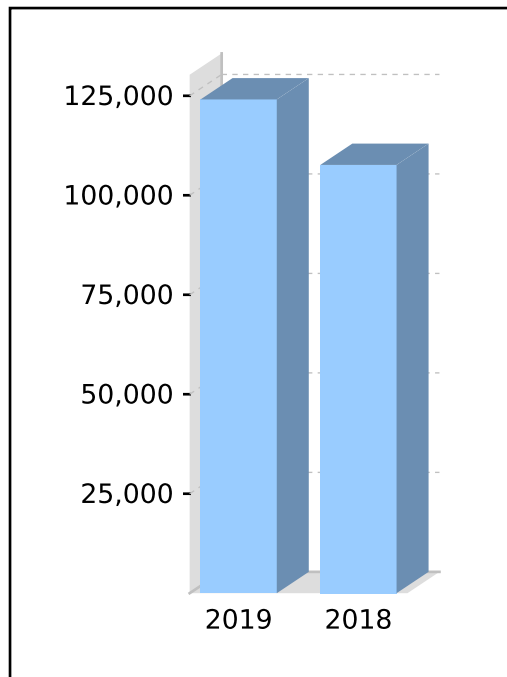
Restricted Non Preserved

Tax Components

Tax Free (40.20%) 49,877

Taxable 74,204

Investment Earnings Rate 19%



Your Detailed Account Summary

	This Year	Last Year
Opening balance at 01/07/2018	107,620	
<u>Increases to Member account during the period</u>		
Employer Contributions		
Personal Contributions (Concessional)		
Personal Contributions (Non Concessional)		
Government Co-Contributions		
Other Contributions		
Proceeds of Insurance Policies		
Transfers In		
Net Earnings	20,762	11,186
Internal Transfer In		100,454
<u>Decreases to Member account during the period</u>		
Pensions Paid	4,300	4,020
Contributions Tax		
Income Tax		
No TFN Excess Contributions Tax		
Excess Contributions Tax		
Refund Excess Contributions		
Division 293 Tax		
Insurance Policy Premiums Paid		
Management Fees		
Member Expenses		
Benefits Paid/Transfers Out		
Superannuation Surcharge Tax		
Internal Transfer Out		
Closing balance at 30/06/2019	124,082	107,620

Members Statement

Richard Ian Howard
 40 Young St
 Kew, Victoria, 3101, Australia

Your Details

Date of Birth : 11/01/1956
 Age: 63
 Tax File Number: 318182049
 Date Joined Fund: 07/05/1998
 Service Period Start Date:
 Date Left Fund:
 Member Code: HOWRIC00004P
 Account Start Date 01/07/2018
 Account Phase: Retirement Phase
 Account Description: Account Based Pension 3

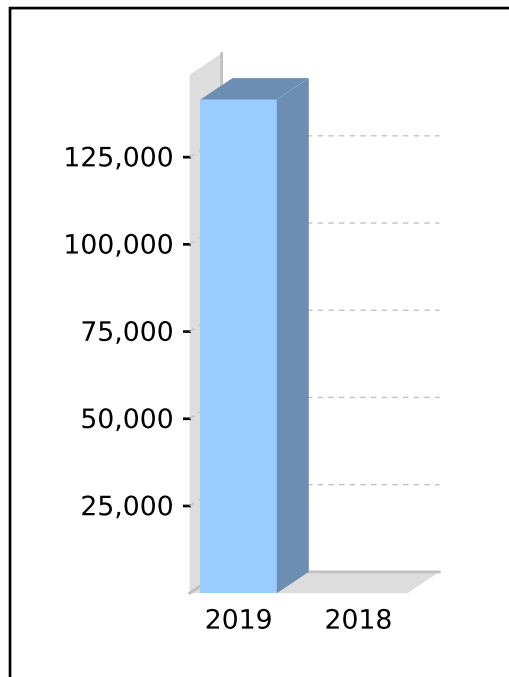
Nominated Beneficiaries N/A
 Vested Benefits 141,539
 Total Death Benefit 141,539
 Current Salary 0
 Previous Salary 0
 Disability Benefit 0

Your Balance

Total Benefits 141,539

Preservation Components
 Preserved
 Unrestricted Non Preserved 141,539
 Restricted Non Preserved

Tax Components
 Tax Free (80.99%) 114,628
 Taxable 26,910
 Investment Earnings Rate 19%



Your Detailed Account Summary

	This Year	Last Year
Opening balance at 01/07/2018		
<u>Increases to Member account during the period</u>		
Employer Contributions		
Personal Contributions (Concessional)		
Personal Contributions (Non Concessional)		
Government Co-Contributions		
Other Contributions		
Proceeds of Insurance Policies		
Transfers In		
Net Earnings	23,002	
Internal Transfer In	123,477	
<u>Decreases to Member account during the period</u>		
Pensions Paid	4,940	
Contributions Tax		
Income Tax		
No TFN Excess Contributions Tax		
Excess Contributions Tax		
Refund Excess Contributions		
Division 293 Tax		
Insurance Policy Premiums Paid		
Management Fees		
Member Expenses		
Benefits Paid/Transfers Out		
Superannuation Surcharge Tax		
Internal Transfer Out		
Closing balance at 30/06/2019	141,539	0

Members Statement

Natasha Howard
 40 Young St
 Kew, Victoria, 3101, Australia

Your Details

Date of Birth : 10/02/1983
 Age: 36
 Tax File Number: 432722636
 Date Joined Fund: 20/06/2004
 Service Period Start Date: 01/01/2004
 Date Left Fund:
 Member Code: HOWNAT00001A
 Account Start Date 20/06/2004
 Account Phase: Accumulation Phase
 Account Description: Accumulation

Nominated Beneficiaries Roderick Howard
 Vested Benefits 244,363
 Total Death Benefit 244,363
 Current Salary 0
 Previous Salary 0
 Disability Benefit 0

Your Balance

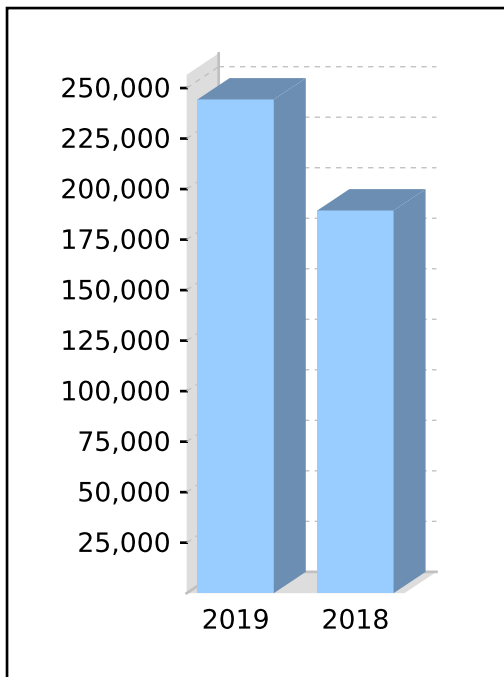
Total Benefits 244,363

Preservation Components

Preserved 244,363
 Unrestricted Non Preserved
 Restricted Non Preserved

Tax Components

Tax Free 999
 Taxable 243,364
 Investment Earnings Rate 18%



Your Detailed Account Summary

	This Year	Last Year
Opening balance at 01/07/2018	189,415	151,759
<u>Increases to Member account during the period</u>		
Employer Contributions	22,264	24,946
Personal Contributions (Concessional)		
Personal Contributions (Non Concessional)		
Government Co-Contributions		
Other Contributions		
Proceeds of Insurance Policies		
Transfers In		
Net Earnings	38,082	17,847
Internal Transfer In		
<u>Decreases to Member account during the period</u>		
Pensions Paid		
Contributions Tax	3,340	3,742
Income Tax	2,058	1,395
No TFN Excess Contributions Tax		
Excess Contributions Tax		
Refund Excess Contributions		
Division 293 Tax		
Insurance Policy Premiums Paid		
Management Fees		
Member Expenses		
Benefits Paid/Transfers Out		
Superannuation Surcharge Tax		
Internal Transfer Out		
Closing balance at 30/06/2019	244,363	189,415

Members Statement

Roderick Howard
 40 Young St
 Kew, Victoria, 3101, Australia

Your Details

Date of Birth : 05/05/1981
 Age: 38
 Tax File Number: 362814920
 Date Joined Fund: 20/06/2004
 Service Period Start Date: 23/12/1998
 Date Left Fund:
 Member Code: HOWROD00001A
 Account Start Date 20/06/2004
 Account Phase: Accumulation Phase
 Account Description: Accumulation

Nominated Beneficiaries Natasha Howard
 Vested Benefits 122,139
 Total Death Benefit 122,139
 Current Salary 0
 Previous Salary 0
 Disability Benefit 0

Your Balance

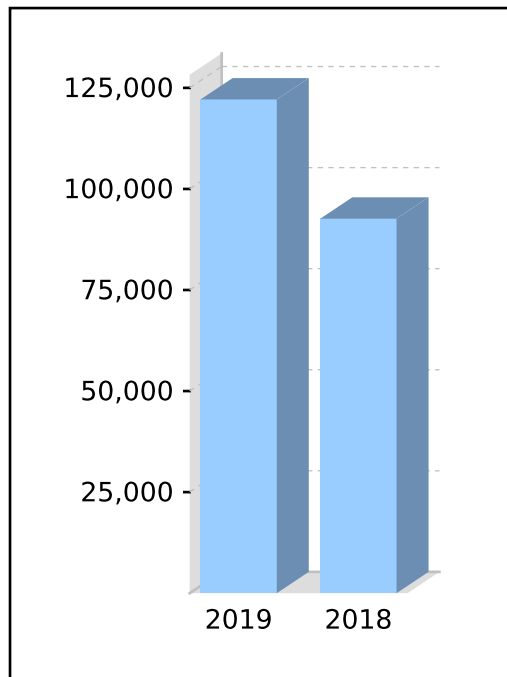
Total Benefits 122,139

Preservation Components

Preserved 122,139
 Unrestricted Non Preserved
 Restricted Non Preserved

Tax Components

Tax Free
 Taxable 122,139
 Investment Earnings Rate 18%



Your Detailed Account Summary

	This Year	Last Year
Opening balance at 01/07/2018	92,646	77,933
<u>Increases to Member account during the period</u>		
Employer Contributions	14,025	7,659
Personal Contributions (Concessional)		
Personal Contributions (Non Concessional)		
Government Co-Contributions		
Other Contributions		
Proceeds of Insurance Policies		
Transfers In		
Net Earnings	18,577	8,898
Internal Transfer In		
<u>Decreases to Member account during the period</u>		
Pensions Paid		
Contributions Tax	2,104	1,149
Income Tax	1,005	695
No TFN Excess Contributions Tax		
Excess Contributions Tax		
Refund Excess Contributions		
Division 293 Tax		
Insurance Policy Premiums Paid		
Management Fees		
Member Expenses		
Benefits Paid/Transfers Out		
Superannuation Surcharge Tax		
Internal Transfer Out		
Closing balance at 30/06/2019	122,139	92,646

HOWARD SUPERANNUATION FUND

Investment Summary with Market Movement

As at 30 June 2019

Investment	Units	Market Price	Market Value	Average Cost	Accounting Cost	Unrealised		Realised Movement
						Overall	Current Year	
Cash/Bank Accounts								
ANZ Business Cash Management 3514-14731		10,479.440000	10,479.44	10,479.44	10,479.44			
ANZ SMSF Cash HUB		718,341.680000	718,341.68	718,341.68	718,341.68			
Bell Potter Cash Account		26,300.860000	26,300.86	26,300.86	26,300.86			
			755,121.98		755,121.98			
Fixtures and Fittings (at written down value) - Unitised								
HOWARD02 Fixtures & Fittings	1.00	3,849.890000	3,849.89	6,638.50	6,638.50	(2,788.61)	0.00	0.00
			3,849.89		6,638.50	(2,788.61)	0.00	0.00
Real Estate Properties (Australian - Residential)								
HOWARD01 2/5 Pope Court, Bayview	1.00	557,000.000000	557,000.00	765,449.50	765,449.50	(208,449.50)	(93,000.00)	0.00
			557,000.00		765,449.50	(208,449.50)	(93,000.00)	0.00
Shares in Listed Companies (Australian)								
ALU.AX Altium Limited	1,250.00	34.200000	42,750.00	32.14	40,177.64	2,572.36	2,572.36	0.00
APX.AX Appen Limited	17,229.00	27.990000	482,239.71	8.12	139,949.13	342,290.58	240,000.73	0.00
ANZ.AX Australia And New Zealand Banking Group Limited	7,093.00	28.210000	200,093.53	28.27	200,508.52	(414.99)	346.16	0.00
AVG.AX Australian Vintage	0.00	0.482000	0.00	0.00	0.00	0.00	(2,732.35)	(536.85)
BHP.AX BHP Billiton Limited	0.00	41.160000	0.00	0.00	0.00	0.00	(513.30)	4,393.04
BOQ.AX Bank Of Queensland Limited.	3,500.00	9.530000	33,355.00	10.54	36,894.25	(3,539.25)	3,557.70	(15,983.96)
BBC.AX Bnk Banking Corporation Limited	35,000.00	0.640000	22,400.00	0.74	25,803.00	(3,403.00)	(3,403.00)	0.00
CIM.AX Cimic Group Limited	0.00	44.770000	0.00	0.00	0.00	0.00	0.00	(3,979.38)
CL1.AX Class Limited	0.00	1.495000	0.00	0.00	0.00	0.00	1,333.59	(12,348.59)
CBA.AX Commonwealth Bank Of Australia.	0.00	82.780000	0.00	0.00	0.00	0.00	0.00	(2,143.07)
CCP.AX Credit Corp Group Limited	1,037.00	26.520000	27,501.24	17.86	18,517.02	8,984.22	8,762.65	0.00
ECX.AX Eclipx Group Limited	0.00	1.310000	0.00	0.00	0.00	0.00	11,208.08	(30,590.97)
EVN.AX Evolution Mining Limited	0.00	4.360000	0.00	0.00	0.00	0.00	(192.52)	(2,352.43)
GXL.AX Greencross Limited	0.00	5.540000	0.00	0.00	0.01	(0.01)	0.00	0.00
HUB.AX Hub24 Limited	2,500.00	11.880000	29,700.00	12.28	30,699.54	(999.54)	(999.54)	0.00
JIN.AX Jumbo Interactive Limited	5,000.00	20.150000	100,750.00	4.89	24,426.84	76,323.16	75,750.00	0.00
NAN.AX Nanosonics Limited	6,000.00	5.620000	33,720.00	4.77	28,648.62	5,071.38	5,071.38	0.00
NAB.AX National Australia Bank Limited - (NAB)	0.00	26.720000	0.00	0.00	0.00	0.00	5,852.63	(8,912.51)

HOWARD SUPERANNUATION FUND

Investment Summary with Market Movement

As at 30 June 2019

Investment		Units	Market Price	Market Value	Average Cost	Accounting Cost	Overall	Unrealised Current Year	Realised Movement
NCR.AX	NuCoal Resources Limited	2,037.00	0.018000	36.67	12.88	26,243.00	(26,206.33)	6.11	0.00
OVH.AX	Onevue Holdings Limited	0.00	0.415000	0.00	0.00	0.00	0.00	0.00	(5,261.01)
PPS.AX	Praemium Limited	251,000.00	0.400000	100,400.00	0.70	176,894.41	(76,494.41)	(87,283.60)	0.00
PME.AX	Pro Medicus Limited	15,626.00	25.290000	395,181.54	0.73	11,456.10	383,725.44	255,321.02	25,038.75
RIO.AX	RIO Tinto Limited	0.00	103.760000	0.00	0.00	0.00	0.00	0.00	1,022.73
RHC.AX	Ramsay Health Care Limited	0.00	72.240000	0.00	0.00	0.00	0.00	8,661.73	(9,557.38)
RRL.AX	Regis Resources Limited	0.00	5.280000	0.00	0.00	0.00	0.00	(572.50)	(6,092.66)
SFR.AX	Sandfire Resources NI	3,000.00	6.690000	20,070.00	9.63	28,903.96	(8,833.96)	(7,410.00)	0.00
SEK.AX	Seek Limited	0.00	21.160000	0.00	0.00	0.00	0.00	(9,530.05)	4,705.05
SEN.AX	Senetas Corporation Limited	550,000.00	0.062000	34,100.00	0.11	62,746.58	(28,646.58)	(26,400.00)	0.00
SDA.AX	Speedcast International Limited	0.00	3.480000	0.00	0.00	0.00	0.00	0.00	(9,269.04)
TNE.AX	Technology One Limited	0.00	7.880000	0.00	0.00	0.00	0.00	0.00	12,688.20
WBC.AX	Westpac Banking Corporation	5,000.00	28.360000	141,800.00	27.85	139,256.04	2,543.96	3,456.26	0.00
WPL.AX	Woodside Petroleum Limited	0.00	36.360000	0.00	0.00	0.00	0.00	12,587.98	(2,434.27)
				1,664,097.69		991,124.66	672,973.03	495,451.52	(61,614.35)
Units in Unlisted Unit Trusts (Australian)									
FAP	FAP Nominees Unit Trust	159,310.00	1.000000	159,310.00	1.00	159,310.00	0.00	0.00	0.00
				159,310.00		159,310.00	0.00	0.00	0.00
				3,139,379.56		2,677,644.64	461,734.92	402,451.52	(61,614.35)

HOWARD SUPERANNUATION FUND

Investment Movement Report

As at 30 June 2019

Investment	Opening Balance		Additions		Disposals			Closing Balance		
	Units	Cost	Units	Cost	Units	Cost	Accounting Profit/(Loss)	Units	Cost	Market Value
Bank Accounts										
ANZ Business Cash Management 3514-14731		57,514.24		1,103,372.50		(1,150,407.30)			10,479.44	10,479.44
ANZ SMSF Cash HUB				725,341.68		(7,000.00)			718,341.68	718,341.68
Bell Potter Cash Account				983,801.94		(957,501.08)			26,300.86	26,300.86
Broker Cash Account		495,262.41		77,095.61		(572,358.02)			0.00	0.00
		552,776.65		2,889,611.73		(2,687,266.40)			755,121.98	755,121.98
Fixtures and Fittings (at written down value) - Unitised										
Fixtures & Fittings	1.00	6,638.50						1.00	6,638.50	3,849.89
		6,638.50							6,638.50	3,849.89
Real Estate Properties (Australian - Residential)										
2/5 Pope Court, Bayview	1.00	765,449.50						1.00	765,449.50	557,000.00
		765,449.50							765,449.50	557,000.00
Shares in Listed Companies (Australian)										
Altium Limited			1,250.00	40,177.64				1,250.00	40,177.64	42,750.00
Appen Limited	13,229.00	74,581.88	4,000.00	65,367.25				17,229.00	139,949.13	482,239.71

HOWARD SUPERANNUATION FUND

Investment Movement Report

As at 30 June 2019

Investment	Opening Balance		Additions		Disposals			Closing Balance		
	Units	Cost	Units	Cost	Units	Cost	Accounting Profit/(Loss)	Units	Cost	Market Value
Australia And New Zealand Banking Group Limited	6,689.00	189,658.51	404.00	10,850.01				7,093.00	200,508.52	200,093.53
Australian Vintage	50,000.00	24,517.65			(50,000.00)	(24,517.65)	(536.85)		0.00	
Bank Of Queensland Limited.	14,000.00	149,756.95			(10,500.00)	(112,862.70)	(15,983.96)	3,500.00	36,894.25	33,355.00
BHP Billiton Limited	1,000.00	33,396.70			(1,000.00)	(33,396.70)	4,393.04		0.00	
Bnk Banking Corporation Limited			35,000.00	25,803.00				35,000.00	25,803.00	22,400.00
Cimic Group Limited			1,000.00	49,224.09	(1,000.00)	(49,224.09)	(3,979.38)		0.00	
Class Limited	10,000.00	25,333.59			(10,000.00)	(25,333.59)	(12,348.59)		0.00	
Commonwealth Bank Of Australia.			2,000.00	148,945.49	(2,000.00)	(148,945.49)	(2,143.07)		0.00	
Credit Corp Group Limited	1,037.00	18,517.02						1,037.00	18,517.02	27,501.24
Eclipx Group Limited	29,500.00	104,723.08			(29,500.00)	(104,723.08)	(30,590.97)		0.00	
Evolution Mining Limited	5,000.00	17,357.48			(5,000.00)	(17,357.48)	(2,352.43)		0.00	
Hub24 Limited			2,500.00	30,699.54				2,500.00	30,699.54	29,700.00

HOWARD SUPERANNUATION FUND
Investment Movement Report

As at 30 June 2019

Investment	Opening Balance		Additions		Disposals			Closing Balance		
	Units	Cost	Units	Cost	Units	Cost	Accounting Profit/(Loss)	Units	Cost	Market Value
Jumbo Interactive Limited	5,000.00	24,426.84						5,000.00	24,426.84	100,750.00
Nanosonics Limited			6,000.00	28,648.62				6,000.00	28,648.62	33,720.00
National Australia Bank Limited - (NAB)	1,200.00	38,744.63			(1,200.00)	(38,744.63)	(8,912.51)		0.00	
NuCoal Resources Limited	2,037.00	26,243.00						2,037.00	26,243.00	36.67
Onevue Holdings Limited			21,000.00	18,896.01	(21,000.00)	(18,896.01)	(5,261.01)		0.00	
Praemium Limited	94,064.00	71,987.13	156,936.00	104,907.28				251,000.00	176,894.41	100,400.00
Pro Medicus Limited	17,626.00	12,956.10			(2,000.00)	(1,500.00)	25,038.75	15,626.00	11,456.10	395,181.54
Ramsay Health Care Limited	1,000.00	62,641.73			(1,000.00)	(62,641.73)	(9,557.38)		0.00	
Regis Resources Limited	5,000.00	25,027.50			(5,000.00)	(25,027.50)	(6,092.66)		0.00	
RIO Tinto Limited			1,000.00	77,104.72	(1,000.00)	(77,104.72)	1,022.73		0.00	
Sandfire Resources NI	3,000.00	28,903.96						3,000.00	28,903.96	20,070.00
Seek Limited	1,000.00	12,279.95			(1,000.00)	(12,279.95)	4,705.05		0.00	

HOWARD SUPERANNUATION FUND

Investment Movement Report

As at 30 June 2019

Investment	Opening Balance		Additions		Disposals			Closing Balance		
	Units	Cost	Units	Cost	Units	Cost	Accounting Profit/(Loss)	Units	Cost	Market Value
Senetas Corporation Limited	550,000.00	62,746.58						550,000.00	62,746.58	34,100.00
Speedcast International Limited			4,000.00	24,294.04	(4,000.00)	(24,294.04)	(9,269.04)		0.00	
Technology One Limited			5,000.00	27,271.80	(5,000.00)	(27,271.80)	12,688.20		0.00	
Westpac Banking Corporation	2,000.00	59,512.30	3,000.00	79,743.74				5,000.00	139,256.04	141,800.00
Woodside Petroleum Limited	6,667.00	248,999.80			(6,667.00)	(248,999.80)	(2,434.27)		0.00	
		1,312,312.38		731,933.23		(1,053,120.96)	(61,614.35)		991,124.65	1,664,097.69
Units in Unlisted Unit Trusts (Australian)										
FAP Nominees Unit Trust	162,890.00	162,890.00			(3,580.00)	(3,580.00)	0.00	159,310.00	159,310.00	159,310.00
		162,890.00				(3,580.00)	0.00		159,310.00	159,310.00
		2,800,067.03		3,621,544.96		(3,743,967.36)	(61,614.35)		2,677,644.63	3,139,379.56

HOWARD SUPERANNUATION FUND

Investment Income Report

As at 30 June 2019

Investment	Total Income	Franked	Unfranked	Interest/ Other	Franking Credits	Foreign Income	Foreign Credits * 1	Assessable Income	TFN Credits	Other Deductions	Distributed Capital Gains	Non- Assessable Payments
								(Excl. Capital Gains) * 2				
Bank Accounts												
ANZ Business Cash Management 3514-14731	1,126.66			1,126.66	0.00	0.00	0.00	1,126.66			0.00	0.00
ANZ SMSF Cash HUB	436.38			436.38	0.00	0.00	0.00	436.38			0.00	0.00
Bell Potter Cash Account	344.74			344.74	0.00	0.00	0.00	344.74			0.00	0.00
Broker Cash Account	1,006.21			1,006.21	0.00	0.00	0.00	1,006.21			0.00	0.00
	2,913.99			2,913.99	0.00	0.00	0.00	2,913.99			0.00	0.00
Other Assets												
HOWARSF_ ATO Interest ATOINTERE ST	43.46			43.46	0.00	0.00	0.00	43.46			0.00	0.00
	43.46			43.46	0.00	0.00	0.00	43.46			0.00	0.00
Other Investment Income												
Other	965.82							965.82				
	965.82							965.82				
Real Estate Properties (Australian - Residential)												
HOWARD01 2/5 Pope Court, Bayview	37,920.00							37,920.00				
	37,920.00							37,920.00				
Shares in Listed Companies (Australian)												
APX.AX Appen Limited	1,158.32	988.45	169.87		423.62			1,581.94		0.00		
ANZ.AX Australia And New Zealand Banking Group Limited	10,856.80	10,856.80	0.00		4,652.91			15,509.71		0.00		
AVG.AX Australian Vintage	750.00	750.00	0.00		321.43			1,071.43		0.00		
BOQ.AX Bank Of Queensland Limited.	9,060.00	9,060.00	0.00		3,882.86			12,942.86		0.00		
BHP.AX BHP Billiton Limited	2,298.19	2,298.19	0.00		984.94			3,283.13		0.00		
CIM.AX Cimic Group Limited	700.00	700.00	0.00		300.00			1,000.00		0.00		
CL1.AX Class Limited	250.00	250.00	0.00		94.83			344.83		0.00		
CBA.AX Commonwealth Bank Of Australia.	8,620.00	8,620.00	0.00		3,694.29			12,314.29		0.00		
CCP.AX Credit Corp Group Limited	746.64	746.64	0.00		319.98			1,066.62		0.00		
ECX.AX Eclipx Group Limited	1,560.00	1,560.00	0.00		668.57			2,228.57		0.00		

HOWARD SUPERANNUATION FUND

Investment Income Report

As at 30 June 2019

Investment	Total Income	Franked	Unfranked	Interest/ Other	Franking Credits	Foreign Income	Foreign Credits * 1	Assessable Income	TFN Credits	Other Deductions	Distributed Capital Gains	Non-Assessable Payments	
								(Excl. Capital Gains) * 2					
JIN.AX	Jumbo Interactive Limited	2,100.00	2,100.00	0.00		872.91		2,972.91		0.00			
NAB.AX	National Australia Bank Limited - (NAB)	2,376.00	2,376.00	0.00		1,018.28		3,394.28		0.00			
PME.AX	Pro Medicus Limited	1,554.47	1,554.47	0.00		635.81		2,190.28		0.00			
RRL.AX	Regis Resources Limited	400.00	400.00	0.00		171.43		571.43		0.00			
RIO.AX	RIO Tinto Limited	1,708.40	1,708.40	0.00		732.17		2,440.57		0.00			
SFR.AX	Sandfire Resources NI	780.00	780.00	0.00		334.29		1,114.29		0.00			
SEK.AX	Seek Limited	220.00	220.00	0.00		94.29		314.29		0.00			
SEN.AX	Senetas Corporation Limited	2,034.45	0.00	2,034.45		0.00		2,034.45		0.00			
SDA.AX	Speedcast International Limited	288.00	96.00	192.00		41.14		329.14		0.00			
TNE.AX	Technology One Limited	565.50	424.12	141.38		181.76		747.26		0.00			
WBC.AX	Westpac Banking Corporation	11,280.00	11,280.00	0.00		4,834.29		16,114.29		0.00			
WPL.AX	Woodside Petroleum Limited	13,324.78	13,324.78	0.00		5,710.62		19,035.40		0.00			
		72,631.55	70,093.85	2,537.70		29,970.42		102,601.97		0.00			
Units in Unlisted Unit Trusts (Australian)													
FAP	FAP Nominees Unit Trust	79,544.07				79,544.00	0.00	0.00	0.00	79,544.00	0.00	0.00	0.00
		79,544.07				79,544.00	0.00	0.00	0.00	79,544.00	0.00	0.00	0.00
		194,018.89	70,093.85	2,537.70		82,501.45	29,970.42	0.00	0.00	223,989.24	0.00	0.00	0.00

Assessable Income (Excl. Capital Gains) **223,989.24**

Net Capital Gain **0.00**

Total Assessable Income 223,989.24

* 1 Includes foreign credits from foreign capital gains.

* 2 Assessable Income in the SMSF Annual Return will be different as capital gains and losses from disposals of assets have not been included.

For a breakdown of Distributed Capital Gains and Non-Assessable Payments refer to Distributions Reconciliation Report.

HOWARD SUPERANNUATION FUND

Investment Total Return Report

As at 30 June 2019

Investment	Units	Market Price	Market Value	Accounting Cost	Unrealised Gain/(Loss)	Gain/(Loss)%	YTD Income* (Gross)	Income Since* Held (Gross)
Cash/Bank Accounts								
ANZ Business Cash Management 3514-14731		10,479.440000	10,479.44	10,479.44			1,126.66	3,349.01
ANZ SMSF Cash HUB		718,341.680000	718,341.68	718,341.68			436.38	436.38
Bell Potter Cash Account		26,300.860000	26,300.86	26,300.86			344.74	344.74
			755,121.98	755,121.98		0.00 %	1,907.78	4,130.13
Fixtures and Fittings (at written down value) - Unitted								
HOWARD02 Fixtures & Fittings	1.00	3,849.890000	3,849.89	6,638.50	(2,788.61)	(42.01) %		
			3,849.89	6,638.50	(2,788.61)	(42.01) %		
Real Estate Properties (Australian - Residential)								
HOWARD01 2/5 Pope Court, Bayview	1.00	557,000.000000	557,000.00	765,449.50	(208,449.50)	(27.23) %	37,920.00	103,280.00
			557,000.00	765,449.50	(208,449.50)	(27.23) %	37,920.00	103,280.00
Shares in Listed Companies (Australian)								
ALU.AX Altium Limited	1,250.00	34.200000	42,750.00	40,177.64	2,572.36	6.40 %		
APX.AX Appen Limited	17,229.00	27.990000	482,239.71	139,949.13	342,290.58	244.58 %	1,581.94	2,448.90
ANZ.AX Australia And New Zealand Banking Group Limited	7,093.00	28.210000	200,093.53	200,508.52	(414.99)	(0.21) %	15,509.71	31,248.70
BOQ.AX Bank Of Queensland Limited.	3,500.00	9.530000	33,355.00	36,894.25	(3,539.25)	(9.59) %	12,942.86	15,114.29
BBC.AX Bnk Banking Corporation Limited	35,000.00	0.640000	22,400.00	25,803.00	(3,403.00)	(13.19) %		
CCP.AX Credit Corp Group Limited	1,037.00	26.520000	27,501.24	18,517.02	8,984.22	48.52 %	1,066.62	1,985.10
HUB.AX Hub24 Limited	2,500.00	11.880000	29,700.00	30,699.54	(999.54)	(3.26) %		
JIN.AX Jumbo Interactive Limited	5,000.00	20.150000	100,750.00	24,426.84	76,323.16	312.46 %	2,972.91	2,972.91
NAN.AX Nanosonics Limited	6,000.00	5.620000	33,720.00	28,648.62	5,071.38	17.70 %		
NCR.AX NuCoal Resources Limited	2,037.00	0.018000	36.67	26,243.00	(26,206.33)	(99.86) %		
PPS.AX Praemium Limited	251,000.00	0.400000	100,400.00	176,894.41	(76,494.41)	(43.24) %		
PME.AX Pro Medicus Limited	15,626.00	25.290000	395,181.54	11,456.10	383,725.44	3,349.53 %	2,190.28	7,787.70
SFR.AX Sandfire Resources NI	3,000.00	6.690000	20,070.00	28,903.96	(8,833.96)	(30.56) %	1,114.29	1,114.29
SEN.AX Senetas Corporation Limited	550,000.00	0.062000	34,100.00	62,746.58	(28,646.58)	(45.65) %	2,034.45	2,034.45

HOWARD SUPERANNUATION FUND

Investment Total Return Report

As at 30 June 2019

Investment	Units	Market Price	Market Value	Accounting Cost	Unrealised Gain/(Loss)	Gain/(Loss)%	YTD Income* (Gross)	Income Since* Held (Gross)
WBC.AX Westpac Banking Corporation	5,000.00	28.360000	141,800.00	139,256.04	2,543.96	1.83 %	16,114.29	26,857.13
			1,664,097.69	991,124.65	672,973.04	67.90 %	55,527.35	91,563.47
Units in Unlisted Unit Trusts (Australian)								
FAP FAP Nominees Unit Trust	159,310.00	1.000000	159,310.00	159,310.00	0.00	0.00 %	79,544.07	79,544.07
			159,310.00	159,310.00	0.00	0.00 %	79,544.07	79,544.07
			3,139,379.56	2,677,644.63	461,734.93	17.24 %	174,899.20	278,517.67

* Gross income includes the cash component and credits

HOWARD SUPERANNUATION FUND

Realised Capital Gains Report

For the period: 1 July 2018 to 30 June 2019

Investment		Accounting Treatment				Tax Treatment						
Purchase Contract Date	Disposal Contract Date	Units	Cost	Proceeds	Accounting Profit/(Loss)	Adjusted Cost Base	Reduced Cost Base	Indexed Cost Base	Indexed Gains	Discounted Gains (Gross)	Other Gains	Capital Loss
Shares in Listed Companies (Australian)												
Australian Vintage												
01/04/2016	22/02/2019	50,000.00	24,517.65	23,980.80	(536.85)	24,517.65	24,517.65	0.00	0.00	0.00	0.00	(536.85)
		50,000.00	24,517.65	23,980.80	(536.85)	24,517.65	24,517.65	0.00	0.00	0.00	0.00	(536.85)
BHP Billiton Limited												
14/06/2018	22/02/2019	1,000.00	33,396.70	37,789.74	4,393.04	33,396.70	33,396.70	0.00	0.00	0.00	4,393.04	0.00
		1,000.00	33,396.70	37,789.74	4,393.04	33,396.70	33,396.70	0.00	0.00	0.00	4,393.04	0.00
Bank Of Queensland Limited.												
26/03/2018	05/04/2019	3,000.00	33,216.29	28,477.20	(4,739.09)	33,216.29	33,216.29	0.00	0.00	0.00	0.00	(4,739.09)
21/06/2018	22/05/2019	3,000.00	31,657.49	27,332.64	(4,324.85)	31,657.49	31,657.49	0.00	0.00	0.00	0.00	(4,324.85)
26/03/2018	22/05/2019	1,000.00	11,072.10	9,110.88	(1,961.22)	11,072.10	11,072.10	0.00	0.00	0.00	0.00	(1,961.22)
21/06/2018	22/05/2019	1,500.00	15,811.82	13,696.29	(2,115.53)	15,811.82	15,811.82	0.00	0.00	0.00	0.00	(2,115.53)
21/06/2018	22/05/2019	2,000.00	21,105.00	18,261.72	(2,843.28)	21,105.00	21,105.00	0.00	0.00	0.00	0.00	(2,843.28)
		10,500.00	112,862.70	96,878.73	(15,983.97)	112,862.70	112,862.70	0.00	0.00	0.00	0.00	(15,983.97)
Cimic Group Limited												
03/08/2018	15/05/2019	1,000.00	49,224.09	45,244.71	(3,979.38)	49,224.09	49,224.09	0.00	0.00	0.00	0.00	(3,979.38)
		1,000.00	49,224.09	45,244.71	(3,979.38)	49,224.09	49,224.09	0.00	0.00	0.00	0.00	(3,979.38)
Class Limited												
20/04/2018	22/01/2019	5,000.00	10,819.95	6,492.50	(4,327.45)	10,819.95	10,819.95	0.00	0.00	0.00	0.00	(4,327.45)
23/10/2017	22/01/2019	5,000.00	14,513.64	6,492.50	(8,021.14)	14,513.64	14,513.64	0.00	0.00	0.00	0.00	(8,021.14)
		10,000.00	25,333.59	12,985.00	(12,348.59)	25,333.59	25,333.59	0.00	0.00	0.00	0.00	(12,348.59)

HOWARD SUPERANNUATION FUND

Realised Capital Gains Report

For the period: 1 July 2018 to 30 June 2019

Investment		Accounting Treatment				Tax Treatment						
Purchase Contract Date	Disposal Contract Date	Units	Cost	Proceeds	Accounting Profit/(Loss)	Adjusted Cost Base	Reduced Cost Base	Indexed Cost Base	Indexed Gains	Discounted Gains (Gross)	Other Gains	Capital Loss
Shares in Listed Companies (Australian)												
Commonwealth Bank Of Australia.												
17/07/2018	05/04/2019	800.00	59,578.20	56,790.53	(2,787.67)	59,578.20	59,578.20	0.00	0.00	0.00	0.00	(2,787.67)
17/07/2018	03/05/2019	1,200.00	89,367.29	90,011.89	644.60	89,367.29	89,367.29	0.00	0.00	0.00	644.60	0.00
		2,000.00	148,945.49	146,802.42	(2,143.07)	148,945.49	148,945.49	0.00	0.00	0.00	644.60	(2,787.67)
Eclipx Group Limited												
22/11/2017	09/10/2018	7,098.00	29,702.28	19,291.11	(10,411.17)	29,702.28	29,702.28	0.00	0.00	0.00	0.00	(10,411.17)
01/06/2018	02/11/2018	10,000.00	33,434.75	24,480.40	(8,954.35)	33,434.75	33,434.75	0.00	0.00	0.00	0.00	(8,954.35)
14/05/2018	02/11/2018	10,000.00	31,534.65	24,480.40	(7,054.25)	31,534.65	31,534.65	0.00	0.00	0.00	0.00	(7,054.25)
22/11/2017	02/11/2018	2,402.00	10,051.40	5,880.19	(4,171.21)	10,051.40	10,051.40	0.00	0.00	0.00	0.00	(4,171.21)
		29,500.00	104,723.08	74,132.10	(30,590.98)	104,723.08	104,723.08	0.00	0.00	0.00	0.00	(30,590.98)
Evolution Mining Limited												
14/06/2018	24/07/2018	5,000.00	17,357.48	15,005.05	(2,352.43)	17,357.48	17,357.48	0.00	0.00	0.00	0.00	(2,352.43)
		5,000.00	17,357.48	15,005.05	(2,352.43)	17,357.48	17,357.48	0.00	0.00	0.00	0.00	(2,352.43)
National Australia Bank Limited - (NAB)												
26/06/2015	22/02/2019	1,000.00	33,245.13	24,860.10	(8,385.03)	33,245.13	33,245.13	0.00	0.00	0.00	0.00	(8,385.03)
21/05/2015	22/02/2019	200.00	5,499.50	4,972.02	(527.48)	5,499.50	5,499.50	0.00	0.00	0.00	0.00	(527.48)
		1,200.00	38,744.63	29,832.12	(8,912.51)	38,744.63	38,744.63	0.00	0.00	0.00	0.00	(8,912.51)
Onevue Holdings Limited												
23/07/2018	09/10/2018	21,000.00	18,896.01	13,635.00	(5,261.01)	18,896.01	18,896.01	0.00	0.00	0.00	0.00	(5,261.01)

HOWARD SUPERANNUATION FUND

Realised Capital Gains Report

For the period: 1 July 2018 to 30 June 2019

Investment		Accounting Treatment				Tax Treatment						
Purchase Contract Date	Disposal Contract Date	Units	Cost	Proceeds	Accounting Profit/(Loss)	Adjusted Cost Base	Reduced Cost Base	Indexed Cost Base	Indexed Gains	Discounted Gains (Gross)	Other Gains	Capital Loss
Shares in Listed Companies (Australian)												
		21,000.00	18,896.01	13,635.00	(5,261.01)	18,896.01	18,896.01	0.00	0.00	0.00	0.00	(5,261.01)
Pro Medicus Limited												
24/08/2009	26/02/2019	2,000.00	1,500.00	26,538.75	25,038.75	1,500.00	1,500.00	0.00	0.00	25,038.75	0.00	0.00
		2,000.00	1,500.00	26,538.75	25,038.75	1,500.00	1,500.00	0.00	0.00	25,038.75	0.00	0.00
RIO Tinto Limited												
08/08/2018	09/10/2018	1,000.00	77,104.72	78,127.45	1,022.73	77,104.72	77,104.72	0.00	0.00	0.00	1,022.73	0.00
		1,000.00	77,104.72	78,127.45	1,022.73	77,104.72	77,104.72	0.00	0.00	0.00	1,022.73	0.00
Ramsay Health Care Limited												
26/06/2015	09/07/2018	1,000.00	62,641.73	53,084.35	(9,557.38)	62,641.73	62,641.73	0.00	0.00	0.00	0.00	(9,557.38)
		1,000.00	62,641.73	53,084.35	(9,557.38)	62,641.73	62,641.73	0.00	0.00	0.00	0.00	(9,557.38)
Regis Resources Limited												
14/06/2018	09/10/2018	5,000.00	25,027.50	18,934.84	(6,092.66)	25,027.50	25,027.50	0.00	0.00	0.00	0.00	(6,092.66)
		5,000.00	25,027.50	18,934.84	(6,092.66)	25,027.50	25,027.50	0.00	0.00	0.00	0.00	(6,092.66)
Seek Limited												
27/08/2015	22/02/2019	1,000.00	12,279.95	16,985.00	4,705.05	12,279.95	12,279.95	0.00	0.00	4,705.05	0.00	0.00
		1,000.00	12,279.95	16,985.00	4,705.05	12,279.95	12,279.95	0.00	0.00	4,705.05	0.00	0.00
Speedcast International Limited												
09/07/2018	05/04/2019	4,000.00	24,294.04	15,025.00	(9,269.04)	24,294.04	24,294.04	0.00	0.00	0.00	0.00	(9,269.04)
		4,000.00	24,294.04	15,025.00	(9,269.04)	24,294.04	24,294.04	0.00	0.00	0.00	0.00	(9,269.04)

HOWARD SUPERANNUATION FUND

Realised Capital Gains Report

For the period: 1 July 2018 to 30 June 2019

Investment		Accounting Treatment				Tax Treatment						
Purchase Contract Date	Disposal Contract Date	Units	Cost	Proceeds	Accounting Profit/(Loss)	Adjusted Cost Base	Reduced Cost Base	Indexed Cost Base	Indexed Gains	Discounted Gains (Gross)	Other Gains	Capital Loss
Shares in Listed Companies (Australian)												
Technology One Limited												
23/11/2018	28/06/2019	5,000.00	27,271.80	39,960.00	12,688.20	27,271.80	27,271.80	0.00	0.00	0.00	12,688.20	0.00
		5,000.00	27,271.80	39,960.00	12,688.20	27,271.80	27,271.80	0.00	0.00	0.00	12,688.20	0.00
Woodside Petroleum Limited												
16/03/2018	17/05/2019	667.00	18,009.00	24,667.65	6,658.65	18,009.00	18,009.00	0.00	0.00	6,658.65	0.00	0.00
13/02/2015	17/05/2019	2,800.00	98,747.46	103,552.34	4,804.88	98,747.46	98,747.46	0.00	0.00	4,804.88	0.00	0.00
18/07/2014	17/05/2019	1,200.00	49,935.19	44,379.58	(5,555.61)	49,935.19	49,935.19	0.00	0.00	0.00	0.00	(5,555.61)
22/08/2013	17/05/2019	1,000.00	38,892.74	36,982.98	(1,909.76)	38,892.74	38,892.74	0.00	0.00	0.00	0.00	(1,909.76)
19/01/2011	17/05/2019	1,000.00	43,415.41	36,982.98	(6,432.43)	43,415.41	43,415.41	0.00	0.00	0.00	0.00	(6,432.43)
		6,667.00	248,999.80	246,565.53	(2,434.27)	248,999.80	248,999.80	0.00	0.00	11,463.53	0.00	(13,897.80)
		156,867.00	1,053,120.96	991,506.59	(61,614.37)	1,053,120.96	1,053,120.96	0.00	0.00	41,207.33	18,748.57	(121,570.27)
Units in Unlisted Unit Trusts (Australian)												
FAP Nominees Unit Trust												
15/06/2018	28/06/2019	3,580.00	3,580.00	3,580.00	0.00	3,580.00	3,580.00	0.00	0.00	0.00	0.00	0.00
		3,580.00	3,580.00	3,580.00	0.00	3,580.00	3,580.00	0.00	0.00	0.00	0.00	0.00
		3,580.00	3,580.00	3,580.00	0.00	3,580.00	3,580.00	0.00	0.00	0.00	0.00	0.00
		160,447.00	1,056,700.96	995,086.59	(61,614.37)	1,056,700.96	1,056,700.96	0.00	0.00	41,207.33	18,748.57	(121,570.27)