



**Vanguard®**

Level 34  
Freshwater Place  
2 Southbank Boulevard  
Southbank, VIC 3006  
Australia

Phone: +61 3 8888 3888  
Fax: +61 1300 765 712

vanguard.com.au

MR G G & MRS M R JENKINS  
18 THE BOULEVARD  
HAWTHORN VIC 3122

## **VANGUARD® INDEX AUSTRALIAN SHARES FUND AMMA TAX STATEMENT - Year Ended 30 June 2019**

Investor number: V00031878  
TFN status: Supplied  
Investor name: MR GARY GRAEME & MRS MAUREEN ROSE JENKINS A/C EMANGY SUPERANNUATION FUND  
Your Adviser: Nicholas Emini - Ascot Financial

---

### **Part A - Summary of 2019 Tax Return (Supplementary Section) Items**

The following tax return items are valid for Australian resident individual unitholders only.

	<b>Tax Attribution Amount</b>	<b>Tax Return Label</b>
Share of net income from trusts, less net capital gains, foreign income and franked distributions	\$1,722.02	13U
Other deductions relating to non-primary production income	\$0.00	13Y
Franked distributions from trusts	\$12,640.53	13C
Share of franking credits from franked dividends	\$4,287.15	13Q
Share of credit for TFN amounts withheld	\$0.00	13R
Share of credit for tax paid by trustee	\$0.00	13S
Net capital gain	\$5,289.38	18A
Total current year capital gains	\$10,578.76	18H
Assessable foreign source income	\$232.31	20E
Australian franking credits from a New Zealand company	\$0.00	20F
Other net foreign source income	\$232.31	20M
Foreign income tax offset	\$12.36	200*
Management fee rebate	\$722.54	24V

\* If your total foreign income tax offsets from all sources for the year is \$1,000 or less then you can claim this amount in full. Otherwise, you will need to refer to the ATO publication "Guide to foreign income tax offsets" (NAT 72923) to work out your entitlement.

**This statement should be read in conjunction with the Vanguard Tax Statement Guide.  
If you have any doubt about your specific tax circumstances, you should seek professional advice.**





Investor Number: V00031878

**VANGUARD® INDEX AUSTRALIAN SHARES FUND  
AMMA TAX STATEMENT - Year Ended 30 June 2019**

**Part B - Components of Attribution**

	Cash Distribution	Tax Paid / Offset	Tax Attribution
<u>Australian Income</u>			
Unfranked distributions	\$381.65		\$381.65
Unfranked CFI distributions	\$593.66		\$590.83
Interest - subject to non resident WHT	\$208.97		\$233.98
Interest - not subject to non resident WHT	\$0.00		\$0.00
Other income	\$282.10		\$515.56
<b>Non-Primary Production Income</b>	<b>\$1,466.38</b> ✓		<b>\$1,722.02</b>
<b>Franked Distributions</b>	<b>\$8,331.23</b>	<b>\$4,287.15</b> ✓	<b>\$12,640.53</b>
<u>Capital Gains</u>			
Discount capital gain TAP	\$0.00		\$0.00
Discount capital gain NTAP	\$4,610.30		\$5,289.38
Capital gains - other method TAP	\$0.00		\$0.00
Capital gains - other method NTAP	\$0.00		\$0.00
<b>Net Capital Gain</b>	<b>\$4,610.30</b>		<b>\$5,289.38</b>
AMIT CGT gross up amount			\$5,289.38
Other capital gains distribution	\$4,610.30		
<b>Total Current Year Capital Gains</b>	<b>\$9,220.60</b> ✓		<b>\$10,578.76</b>
<u>Foreign Income</u>			
<b>Assessable Foreign Source Income</b>	<b>\$215.94</b> ✓	<b>\$12.36</b> ✓	<b>\$232.31</b>
<u>Other Non-assessable Amounts</u>			
Non-assessable non-exempt amount	\$0.00		\$0.00
Net exempt income	\$0.00		
Other non-attributable amounts	\$0.00		
<b>Gross Amount</b>	<b>\$19,234.15</b> ✓		<b>\$25,173.62</b>
AMIT cost base net amount			
- excess (Reduce cost base)			\$0.00
- shortfall (Increase cost base)			\$1,639.96
Less TFN amounts withheld	\$0.00		
Less non-resident withholding tax			
- interest / dividend amounts withheld	\$0.00		
- fund payment amounts withheld	\$0.00		
Less other expenses	\$0.00		
Add management fee rebate	\$722.54		
<b>Net cash distribution</b>	<b>\$19,956.69</b> ✓		

If you are a complying Superannuation Fund, your net capital gain is \$7,052.51  
 If you are a company or a non complying Superannuation Fund, your net capital gain is \$10,578.76

If you have any queries regarding your AMMA statement please contact Vanguard Client Services on 1300 655 101 Mon-Fri 8am to 6pm.

Vanguard has a dispute resolution process for resolving complaints. If you have a complaint please contact Client Services on 1300 655 101 or write to our Client Services Manager and we will respond as soon as possible (and always within 45 days). If an issue has not been resolved to your satisfaction, you can lodge a complaint with the Australian Financial Complaints Authority.

Website: [www.afca.org.au](http://www.afca.org.au) or Email: [info@afca.org.au](mailto:info@afca.org.au) or Telephone: 1800 931 678 (free call) or in writing to: Australian Financial Complaints Authority, GPO Box 3, Melbourne VIC 3001





**Vanguard**<sup>®</sup>

VANGUARD<sup>®</sup> INVESTOR FUNDS  
TRANSACTION STATEMENT  
**For the period 1 July 2018 to 1 October 2018**

Level 34  
Freshwater Place  
2 Southbank Boulevard  
Southbank, VIC 3006  
Australia

Phone: +61 3 8888 3888  
Fax: +61 1300 765 712

vanguard.com.au

MR G G & MRS M R JENKINS  
18 THE BOULEVARD  
HAWTHORN VIC 3122

**YOUR DETAILS**

Investor Number: V00031878  
Investor Name: MR GARY GRAEME & MRS MAUREEN ROSE JENKINS A/C EMANGY SUPERANNUATION FUND  
TFN Status: Supplied  
Distribution: Reinvest  
Your Adviser: NICHOLAS EMINI - ASCOT FINANCIAL

**YOUR INVESTMENT AT A GLANCE**  
**YOUR OPENING INVESTMENT VALUATION AS AT 01 JULY 2018**

Fund	Units	Unit Price	Value*
Vanguard Index Australian Shares Fund	126,808.35	\$2.0295	\$257,357.55
<b>Total Investment Value</b>			<b>\$257,357.55</b>


\* This value includes any reinvested distributions but excludes market movement, transaction costs and any transactions on the first day of the period.

**YOUR CLOSING INVESTMENT VALUATION AS AT 01 OCTOBER 2018**

Fund	Units	Unit Price	Value*
Vanguard Index Australian Shares Fund	126,980.35	\$2.0556	\$261,020.81
<b>Total Investment Value</b>			<b>\$261,020.81</b>

\* This value includes any reinvested distributions but excludes market movement, transaction costs and any transactions on the first day of the period.

**YOUR VANGUARD PORTFOLIO'S ASSET ALLOCATION AS AT 01 OCTOBER 2018**



■ Australian Shares 100.00%

The above information is based on the target asset allocations for each of the Vanguard funds you invest in and does not take into account any differences between the actual asset allocation of a fund and its target.



**YOUR TRANSACTION DETAILS**

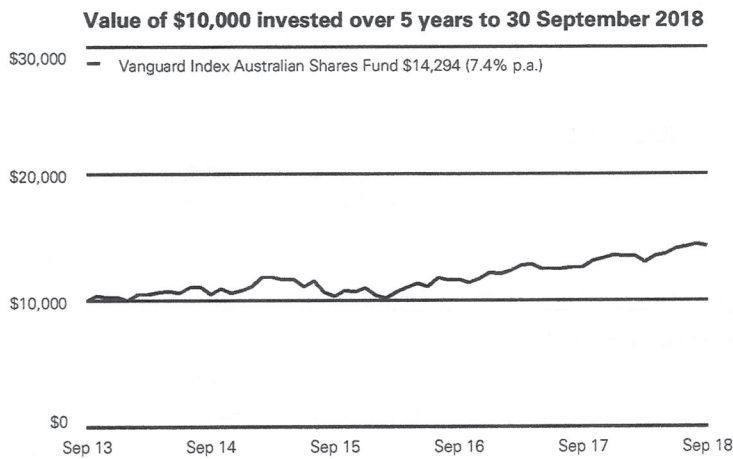
**Vanguard Index Australian Shares Fund**

Effective Date	Transaction Type	Amount	Unit Price	Units	Unit Balance
1 July 2018	Opening Unitholding				126,808.35
12 July 2018	Management Fee Rebate	\$353.13	\$2.0530	172.00	126,980.35
1 October 2018	Closing Unitholding				126,980.35

**Your investment return for period 1 Jul 18 to 1 Oct 18<sup>1</sup>** **\$3,310.13**

Directly charged management costs for period 1 Jul 18 to 1 Oct 18	Nil
Indirect costs of your investment for period 1 Jul 18 to 1 Oct 18 <sup>2</sup>	\$492.62
Total fees you paid for period 1 Jul 18 to 1 Oct 18 <sup>3</sup>	\$492.62
Less accrued rebate amount of <sup>4</sup>	\$193.41
<b>Adjusted total fee you paid<sup>5</sup></b>	<b>\$299.21</b>

**YOUR FUND'S LONG TERM PERFORMANCE**



This graph does not relate to your investment. It shows the growth of \$10,000 invested in our funds over 5 years based on actual historical returns, assuming all distributions are reinvested and after taking into account fees. Past performance is not an indicator of future performance.

Only funds with at least 5 years worth of performance data are shown here.



**YOUR TRANSACTION DETAILS**

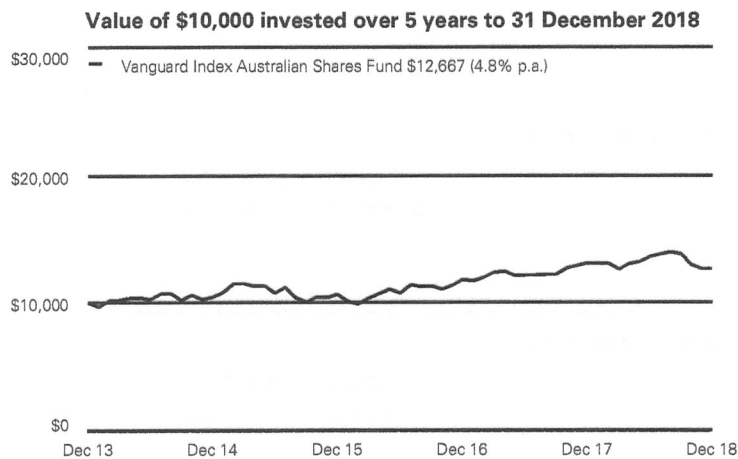
**Vanguard Index Australian Shares Fund**

Effective Date	Transaction Type	Amount	Unit Price	Units	Unit Balance
1 October 2018	Opening Unitholding				126,980.35
1 January 2019	Distribution Reinvested	\$5,980.47	\$1.8324	3,263.73	126,980.35
1 January 2019	Closing Unitholding				130,244.08

**Your investment return for period 1 Oct 18 to 1 Jan 19<sup>1</sup>** - \$22,361.56

Directly charged management costs for period 1 Oct 18 to 1 Jan 19	Nil
Indirect costs of your investment for period 1 Oct 18 to 1 Jan 19 <sup>2</sup>	\$459.98
Total fees you paid for period 1 Oct 18 to 1 Jan 19 <sup>3</sup>	\$459.98
Less accrued rebate amount of <sup>4</sup>	\$176.01
<b>Adjusted total fee you paid<sup>5</sup></b>	<b>\$283.97</b>

**YOUR FUND'S LONG TERM PERFORMANCE**



This graph does not relate to your investment. It shows the growth of \$10,000 invested in our funds over 5 years based on actual historical returns, assuming all distributions are reinvested and after taking into account fees. Past performance is not an indicator of future performance.

Only funds with at least 5 years worth of performance data are shown here.



Vanguard®

VANGUARD® INVESTOR FUNDS  
TRANSACTION STATEMENT  
For the period 1 October 2018 to 1 January 2019

Level 34  
Freshwater Place  
2 Southbank Boulevard  
Southbank, VIC 3006  
Australia

Phone: +61 3 8888 3888  
Fax: +61 1300 765 712

vanguard.com.au

MR G G & MRS M R JENKINS  
18 THE BOULEVARD  
HAWTHORN VIC 3122

**YOUR DETAILS**

Investor Number: V00031878  
Investor Name: MR GARY GRAEME & MRS MAUREEN ROSE JENKINS A/C EMANGY SUPERANNUATION FUND  
TFN Status: Supplied  
Distribution: Reinvest  
Your Adviser: NICHOLAS EMINI - ASCOT FINANCIAL

**YOUR INVESTMENT AT A GLANCE  
YOUR OPENING INVESTMENT VALUATION AS AT 01 OCTOBER 2018**

Fund	Units	Unit Price	Value*
Vanguard Index Australian Shares Fund	126,980.35	\$2.0556	\$261,020.81
<b>Total Investment Value</b>			<b>\$261,020.81</b>


\* This value includes any reinvested distributions but excludes market movement, transaction costs and any transactions on the first day of the period.

**YOUR CLOSING INVESTMENT VALUATION AS AT 01 JANUARY 2019**

Fund	Units	Unit Price	Value*
Vanguard Index Australian Shares Fund	130,244.08	\$1.8324	\$238,659.25
<b>Total Investment Value</b>			<b>\$238,659.25</b>

\* This value includes any reinvested distributions but excludes market movement, transaction costs and any transactions on the first day of the period.

**YOUR VANGUARD PORTFOLIO'S ASSET ALLOCATION AS AT 01 JANUARY 2019**



■ Australian Shares 100.00%

The above information is based on the target asset allocations for each of the Vanguard funds you invest in and does not take into account any differences between the actual asset allocation of a fund and its target.





**Vanguard**<sup>®</sup>

VANGUARD<sup>®</sup> INVESTOR FUNDS  
TRANSACTION STATEMENT  
For the period 1 January 2019 to 1 April 2019

Level 34  
Freshwater Place  
2 Southbank Boulevard  
Southbank, VIC 3006  
Australia

Phone: +61 3 8888 3888  
Fax: +61 1300 765 712

vanguard.com.au

MR G G & MRS M R JENKINS  
18 THE BOULEVARD  
HAWTHORN VIC 3122

**YOUR DETAILS**

Investor Number: V00031878  
Investor Name: MR GARY GRAEME & MRS MAUREEN ROSE JENKINS A/C EMANGY SUPERANNUATION FUND  
TFN Status: Supplied  
Distribution: Reinvest  
Your Adviser: NICHOLAS EMINI - ASCOT FINANCIAL

**YOUR INVESTMENT AT A GLANCE**  
**YOUR OPENING INVESTMENT VALUATION AS AT 01 JANUARY 2019**

Fund	Units	Unit Price	Value*
Vanguard Index Australian Shares Fund	130,244.08	\$1.8324	\$238,659.25
<b>Total Investment Value</b>			<b>\$238,659.25</b>


\* This value includes any reinvested distributions but excludes market movement, transaction costs and any transactions on the first day of the period.

**YOUR CLOSING INVESTMENT VALUATION AS AT 01 APRIL 2019**

Fund	Units	Unit Price	Value*
Vanguard Index Australian Shares Fund	130,441.16	\$2.0288	\$264,639.03
<b>Total Investment Value</b>			<b>\$264,639.03</b>

\* This value includes any reinvested distributions but excludes market movement, transaction costs and any transactions on the first day of the period.

**YOUR VANGUARD PORTFOLIO'S ASSET ALLOCATION AS AT 01 APRIL 2019**



■ Australian Shares 100.00%

The above information is based on the target asset allocations for each of the Vanguard funds you invest in and does not take into account any differences between the actual asset allocation of a fund and its target.

**YOUR TRANSACTION DETAILS**

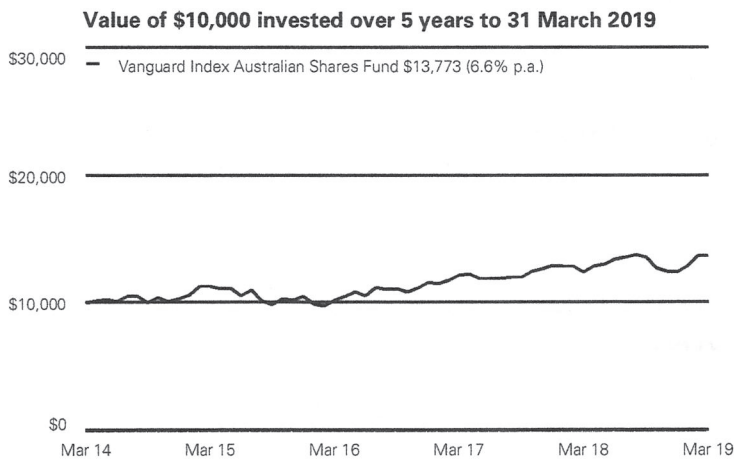
**Vanguard Index Australian Shares Fund**

Effective Date	Transaction Type	Amount	Unit Price	Units	Unit Balance
1 January 2019	Opening Unitholding				130,244.08
11 January 2019	Management Fee Rebate	\$369.43	\$1.8745	197.08	130,441.16
1 April 2019	Closing Unitholding				130,441.16

**Your investment return for period 1 Jan 19 to 1 Apr 19<sup>1</sup>** **\$25,610.35**

Directly charged management costs for period 1 Jan 19 to 1 Apr 19	Nil
Indirect costs of your investment for period 1 Jan 19 to 1 Apr 19 <sup>2</sup>	\$472.58
Total fees you paid for period 1 Jan 19 to 1 Apr 19 <sup>3</sup>	\$472.58
Less accrued rebate amount of <sup>4</sup>	\$184.23
<b>Adjusted total fee you paid<sup>5</sup></b>	<b>\$288.35</b>

**YOUR FUND'S LONG TERM PERFORMANCE**



This graph does not relate to your investment. It shows the growth of \$10,000 invested in our funds over 5 years based on actual historical returns, assuming all distributions are reinvested and after taking into account fees. Past performance is not an indicator of future performance.

Only funds with at least 5 years worth of performance data are shown here.



Vanguard®

VANGUARD® INVESTOR FUNDS  
DISTRIBUTION STATEMENT  
For the period 1 October 2018 to 1 January 2019

Level 34  
Freshwater Place  
2 Southbank Boulevard  
Southbank, VIC 3006  
Australia

Phone: +61 3 8888 3888  
Fax: +61 1300 765 712

vanguard.com.au

MR G G & MRS M R JENKINS  
18 THE BOULEVARD  
HAWTHORN VIC 3122

**YOUR DETAILS**

Investor Number: V00031878  
Investor Name: MR GARY GRAEME & MRS MAUREEN ROSE JENKINS A/C EMANGY SUPERANNUATION FUND  
TFN Status: Supplied  
Distribution: Reinvest  
Your Adviser: NICHOLAS EMINI - ASCOT FINANCIAL

**DISTRIBUTION DETAILS**

Fund Name	Units Reinvested	Reinvestment Unit Price	Tax Deducted*	Net Distribution Amount
<b>Vanguard Index Australian Shares Fund</b>				
1 Jul - 31 Dec	3,263.73	\$1.8324		\$5,980.47 <sup>R</sup>
Cents per unit	4.71			
Units held	126,980.35			
New unit balance	130,244.08			
<b>Total</b>				<b>\$5,980.47</b>

**INFORMATION ABOUT YOUR DISTRIBUTION**

**Tax**

\* Vanguard is obliged to deduct withholding tax from non-residents at the rate applicable to their country of residence and from residents who have not provided a Tax File Number (TFN) or Exemption.

**A tax statement, providing you with details of your income for tax purposes, will be issued following the end of financial year.**

**Distribution Method**

The distribution for the Vanguard Investor Index Funds has been paid in accordance with your instructions;

<sup>R</sup> Reinvested units were issued effective the first day following period end

Vanguard has a dispute resolution process for resolving complaints. If you have a complaint please contact Client Services on 1300 655 101 or write to our Client Services Manager and we will respond as soon as possible (and always within 45 days). If an issue has not been resolved to your satisfaction, you can lodge a complaint with the Australian Financial Complaints Authority. Website: [www.afca.org.au](http://www.afca.org.au) or Email: [info@afca.org.au](mailto:info@afca.org.au) or Telephone: 1800 931 678 (free call) or in writing to: Australian Financial Complaints Authority, GPO Box 3, Melbourne VIC 3001

VAN00001\_A00702\_7037983\_1\_ASA007\_00247 2 of 5





Vanguard®

VANGUARD® INVESTOR FUNDS  
DISTRIBUTION STATEMENT  
For the period 1 April 2019 to 1 July 2019

Level 34  
Freshwater Place  
2 Southbank Boulevard  
Southbank, VIC 3006  
Australia

Phone: +61 3 8888 3888  
Fax: +61 1300 765 712

vanguard.com.au

MR G G & MRS M R JENKINS  
18 THE BOULEVARD  
HAWTHORN VIC 3122

**YOUR DETAILS**

Investor Number: V00031878  
Investor Name: MR GARY GRAEME & MRS MAUREEN ROSE JENKINS A/C EMANGY SUPERANNUATION FUND  
TFN Status: Supplied  
Distribution: Reinvest  
Your Adviser: NICHOLAS EMINI - ASCOT FINANCIAL

**DISTRIBUTION DETAILS**

Fund Name	Units Reinvested	Reinvestment Unit Price	Tax Deducted*	Net Distribution Amount
<b>Vanguard Index Australian Shares Fund</b>				
1 Jan - 30 Jun	6,353.02	\$2.0862		\$13,253.68 <sup>R</sup>
Cents per unit	10.16			
Units held	130,441.16			
New unit balance	136,794.18			
<b>Total</b>				<b>\$13,253.68</b>

*- 30-6-2019 @ 2.0862 = 272,126.35 ✓ Market Value*  
*- 1-7-2019*

**INFORMATION ABOUT YOUR DISTRIBUTION**

**Tax**

\* Vanguard is obliged to deduct withholding tax from non-residents at the rate applicable to their country of residence and from residents who have not provided a Tax File Number (TFN) or Exemption.

**A tax statement, providing you with details of your income for tax purposes, will be issued following the end of financial year.**

**Distribution Method**

The distribution for the Vanguard Investor Index Funds has been paid in accordance with your instructions:

R Reinvested units were issued effective the first day following period end

Vanguard has a dispute resolution process for resolving complaints. If you have a complaint please contact Client Services on 1300 655 101 or write to our Client Services Manager and we will respond as soon as possible (and always within 45 days). If an issue has not been resolved to your satisfaction, you can lodge a complaint with the Australian Financial Complaints Authority. Website: www.afca.org.au or Email: info@afca.org.au or Telephone: 1800 931 678 (free call) or in writing to: Australian Financial Complaints Authority, GPO Box 3, Melbourne VIC 3001





Vanguard®

VANGUARD® INVESTOR FUNDS  
TRANSACTION STATEMENT  
For the period 1 April 2019 to 1 July 2019

Level 34  
Freshwater Place  
2 Southbank Boulevard  
Southbank, VIC 3006  
Australia

Phone: +61 3 8888 3888  
Fax: +61 1300 765 712

MR G G & MRS M R JENKINS  
18 THE BOULEVARD  
HAWTHORN VIC 3122

vanguard.com.au



**YOUR DETAILS**

Investor Number: V00031878  
Investor Name: MR GARY GRAEME & MRS MAUREEN ROSE JENKINS A/C EMANGY SUPERANNUATION FUND  
TFN Status: Supplied  
Distribution: Reinvest  
Your Adviser: NICHOLAS EMINI - ASCOT FINANCIAL

**YOUR INVESTMENT AT A GLANCE**  
**YOUR OPENING INVESTMENT VALUATION AS AT 01 APRIL 2019**

Fund	Units	Unit Price	Value*
Vanguard Index Australian Shares Fund	130,441.16	\$2.0288	\$264,639.03
<b>Total Investment Value</b>			<b>\$264,639.03</b>


\* This value includes any reinvested distributions but excludes market movement, transaction costs and any transactions on the first day of the period.

**YOUR CLOSING INVESTMENT VALUATION AS AT 01 JULY 2019**

Fund	Units	Unit Price	Value*
Vanguard Index Australian Shares Fund	136,794.18	\$2.0862	\$285,380.02
<b>Total Investment Value</b>	<b>(1-7-2019)</b>		<b>\$285,380.02</b>

\* This value includes any reinvested distributions but excludes market movement, transaction costs and any transactions on the first day of the period.

**YOUR VANGUARD PORTFOLIO'S ASSET ALLOCATION AS AT 01 JULY 2019**





**YOUR TRANSACTION DETAILS**

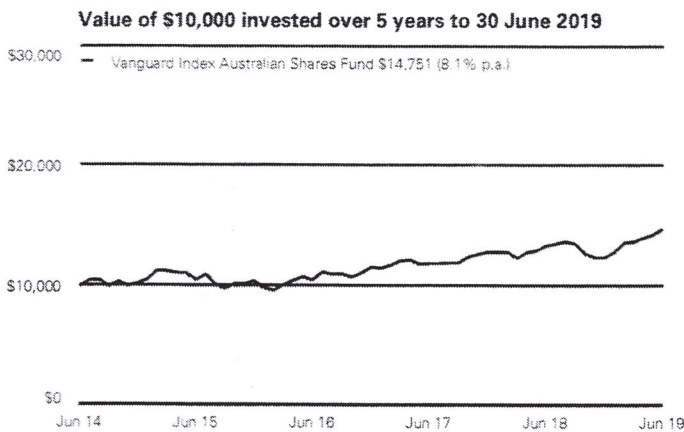
**Vanguard Index Australian Shares Fund**

Effective Date	Transaction Type	Amount	Unit Price	Units	Unit Balance
1 April 2019	Opening Unitholding				130,441.16
1 July 2019	Distribution Reinvested	\$13,253.68	\$2.0862	6,353.02	130,441.16
1 July 2019	Closing Unitholding				136,794.18

Your investment return for period 1 Apr 19 to 1 Jul 19 <sup>1</sup> \$20,740.99

Directly charged management costs for period 1 Apr 19 to 1 Jul 19	Nil
Indirect costs of your investment for period 1 Apr 19 to 1 Jul 19 <sup>2</sup>	\$513.43
Total fees you paid for period 1 Apr 19 to 1 Jul 19 <sup>3</sup>	\$513.43
Less accrued rebate amount of <sup>4</sup>	\$205.27
<b>Adjusted total fee you paid <sup>5</sup></b>	<b>\$308.16</b>

**YOUR FUND'S LONG TERM PERFORMANCE**



This graph does not relate to your investment. It shows the growth of \$10,000 invested in our funds over 5 years based on actual historical returns, assuming all distributions are reinvested and after taking into account fees. Past performance is not an indicator of future performance.

Only funds with at least 5 years worth of performance data are shown here.