
Workpapers - 2021 Financial Year

Elliott Family Super Fund

Preparer: Shelley Lian

Reviewer: Steven Lee

Printed: 14 July 2022

Lead Schedule

2021 Financial Year

Code	Workpaper	CY Balance	LY Balance	Change	Status
23800	Distributions Received	(\$1,820.00)	(\$1,991.75)	(8.62)%	Completed
23900	Dividends Received	(\$13,792.06)	(\$5,921.05)	132.93%	Ready for Review
24200	Contributions	(\$70,000.00)	(\$70,000.00)	0%	Completed
24700	Changes in Market Values of Investments	(\$515,478.69)	(\$8,648.17)	5860.55%	Ready for Review
24800	Changes in Market Values of Other Assets		\$194.50	100%	Completed
25000	Interest Received	(\$3,526.59)	(\$11,290.79)	(68.77)%	Completed
28000	Property Income	(\$86,722.50)	(\$84,231.60)	2.96%	Completed
30100	Accountancy Fees	\$800.00	\$85.00	841.18%	Ready for Review
30200	Administration Costs	\$88.00		100%	Completed
30400	ATO Supervisory Levy	\$259.00		100%	Completed
30700	Auditor's Remuneration	\$450.00	\$450.00	0%	Completed
31500	Bank Charges	\$151.50	\$100.00	51.5%	Ready for Review
33400	Depreciation	\$3,202.79	\$3,725.18	(14.02)%	Ready for Review
41800	Postage, Printing and Stationery	\$22.12		100%	Completed
41930	Property Expenses - Agents Management Fees	\$3,194.90	\$3,577.45	(10.69)%	Completed
41960	Property Expenses - Council Rates	\$9,935.20	\$9,530.25	4.25%	Ready for Review

Code	Workpaper	CY Balance	LY Balance	Change	Status
41980	Property Expenses - Insurance Premium	\$2,570.00	\$2,084.58	23.29%	Ready for Review
42020	Property Expenses - Land Tax	\$2,776.16	\$2,681.99	3.51%	Ready for Review
42040	Property Expenses - Pest Control		\$150.00	100%	Ready for Review
42060	Property Expenses - Repairs Maintenance	\$2,203.47	\$1,933.63	13.96%	Ready for Review
42090	Property Expenses - Stationery, Phone and Postage	\$52.80		100%	Ready for Review
42100	Property Expenses - Strata Levy Fees	\$9,823.88	\$9,648.06	1.82%	Ready for Review
42110	Property Expenses - Sundry Expenses		\$105.60	100%	Ready for Review
42150	Property Expenses - Water Rates	\$667.34	\$668.34	(0.15)%	Ready for Review
48500	Income Tax Expense	\$67,621.69	\$36,380.94	85.87%	Ready for Review
49000	Profit/Loss Allocation Account	\$587,520.99	\$110,767.84	430.41%	Ready for Review
50000	Members	(\$3,060,076.10)	(\$2,472,555.11)	23.76%	Ready for Review
60400	Bank Accounts	\$626,945.72	\$492,897.81	27.2%	Completed
60800	Term Deposits	\$120,000.00	\$120,000.00	0%	Completed
61800	Distributions Receivable	\$1,084.00	\$640.00	69.38%	Completed
68000	Sundry Debtors		\$788.00	100%	Ready for Review

Code	Workpaper	CY Balance	LY Balance	Change	Status
76550	Plant and Equipment (at written down value) - Unitised	\$44,373.67	\$44,691.11	(0.71)%	Ready for Review
77200	Real Estate Properties (Australian - Residential)	\$1,880,000.00	\$1,485,000.00	26.6%	Completed
77600	Shares in Listed Companies (Australian)	\$473,800.01	\$361,658.99	31.01%	Completed
83100	Rental Property Bond	(\$1,960.00)	(\$1,960.00)	0%	Completed
85000	Income Tax Payable /Refundable	(\$8,349.91)	(\$9,283.66)	(10.06)%	Ready for Review
86000	PAYG Payable	(\$3,048.00)	(\$2,934.00)	3.89%	Completed
88000	Sundry Creditors			0%	Ready for Review
89000	Deferred Tax Liability/Asset	(\$72,769.39)	(\$18,943.14)	284.15%	Ready for Review
A	Financial Statements				Completed
B	Permanent Documents				Completed
C	Other Documents				Completed
D	Pension Documentation				Ready for Review
E	Estate Planning				Ready for Review

23800 - Distributions Received

2021 Financial Year

Preparer Shelley Lian

Reviewer Steven Lee

Status Completed

Account Code	Description	CY Balance	LY Balance	Change
TCL.AX1	Transurban Group - Ordinary Shares/Units Fully Paid Triple Stapled	(\$1,420.00)	(\$1,683.75)	(15.66)%
VCX.AX	Vicinity Centres - Ordinary/Units Fully Paid Stapled Securities	(\$400.00)	(\$308.00)	29.87%
TOTAL		CY Balance	LY Balance	
		(\$1,820.00)	(\$1,991.75)	

Supporting Documents

- Distribution Reconciliation Report [Report](#)
- TCL_Issuer_Annual_Tax_Statement_2021_08_23.pdf [TCL.AX1](#)
- VCX_Tax_Statement_2020_21.pdf [VCX.AX](#)

Standard Checklist

- Attach a copy of all Tax Statements
- Attach a copy of Distribution Reconciliation Report
- Ensure all Distributions have been reviewed on [Distribution Tax Automation](#)

Elliott Family Super Fund

Distribution Reconciliation Report

For The Period 01 July 2020 - 30 June 2021

Date	Non Primary Production Income (A) * ₁					Distributed Capital Gains (B) * ₂					Foreign Income * ₃		Non-Assessable			Taxable Income
	Payment Received	Franked	Unfranked	Interest/ Other	Franking Credits	Discounted (After Discount)	Rate * ₅	CGT Concession	Indexed	Other	Foreign Income	Foreign Credits	Tax Exempt	Tax Free	Tax Deferred / AMIT * ₆	
Shares in Listed Companies (Australian)																
TCL.AX Transurban Group - Ordinary Shares/Units Fully Paid Triple Stapled																
16/02/2021	600.00						S									0.00
30/06/2021	820.00						S									0.00
30/06/2021	0.00	9.22	0.00	790.31	3.95	0.00	I	0.00	0.00	0.00	0.00	0.00	0.00	0.00	620.47	803.48
	1,420.00	9.22	0.00	790.31	3.95	0.00		0.00	0.00	0.00	0.00	0.00	0.00	0.00	620.47	803.48
<i>Net Cash Distribution:</i>	<i>1,420.00</i>															
VCX.AX Vicinity Centres - Ordinary/Units Fully Paid Stapled Securities																
02/03/2021	136.00						S									0.00
30/06/2021	264.00						S									0.00
30/06/2021	0.00	0.00	0.00	207.13	0.00	7.05	I	7.05	0.00	0.00	0.00	0.00	0.00	0.00	178.78	214.18
	400.00	0.00	0.00	207.13	0.00	7.05		7.05	0.00	0.00	0.00	0.00	0.00	0.00	178.78	214.18
<i>Net Cash Distribution:</i>	<i>400.01</i>	<i>Variance^:</i>	<i>(0.01)</i>													
	1,820.00	9.22	0.00	997.44	3.95	7.05		7.05	0.00	0.00	0.00	0.00	0.00	0.00	799.25	1,017.66

Elliott Family Super Fund

Distribution Reconciliation Report

For The Period 01 July 2020 - 30 June 2021

Date	Non Primary Production Income (A) * ₁				Distributed Capital Gains (B) * ₂				Foreign Income * ₃		Non-Assessable				Taxable Income	
	Payment Received	Franked	Unfranked	Interest/ Other	Franking Credits	Discounted (After Discount)	Rate * ₅	CGT Concession	Indexed	Other	Foreign Income	Foreign Credits	Tax Exempt	Tax Free		Tax Deferred / AMIT * ₆
TOTAL	1,820.00	9.22	0.00	997.44	3.95	7.05		7.05	0.00	0.00	0.00	0.00	0.00	0.00	799.25	1,017.66

Total Distributed Gains

Discount Rate	Discounted	Gross
Superfund 1/3	0.00	0.00
Individual 50%(I)	7.05	14.10
Total	7.05	14.10

*₁ Summary of Non Primary Production Income (A)

Tax Label	Franked	Unfranked	Interest/Other	Less Other Deduction	Income Before Credits * ₇	Franking Credits	Total Including Credits
11M Gross trust distributions	9.22	0.00	997.44	0.00	1,006.66	3.95	1,010.61

*₂ Forms part of the Net Capital Gains calculation for Tax Label 11A.

*₃ Forms part of the Foreign Credits calculation for Tax Label 11D, D1, 13C1.

*₄ Taxable Income is designed to match Tax Statement provided by Fund Manager.

Taxable Income in the SMSF Annual Return will be different due to application of Capital Losses in Net Capital Gain calculation and application of different discount method.

*₅ This is the discount rate selected for the transaction. "S" being Super Funds at 1/3 and "I" being Individual at 50%.

*₆ AMIT cost base net increase is reflected as negative amount i.e. negative tax deferred and AMIT cost base net decrease is reflected as positive amount i.e. positive tax deferred.

*₇ Sum of Income Before Credits reconciles with Taxable Trust Distributions in Statement of Taxable Income.

^ Variance between Payment Received and Net Cash Distribution.

011455 000 TCL

MRS HONG NHUNG ELLIOTT &
 MR CLEAVER JOHN CECIL ELLIOTT
 <ELLIOTT FAMILY SUPERFUND A/C>
 17 BURRA PLACE
 BRADDON ACT 2612

Update Your Information



www.computershare.com.au/easyupdate/tcl



Computershare Investor Services Pty Limited
 GPO Box 2975 Melbourne
 Victoria 3001 Australia



(within Australia) 1300 360 146
 (international) +61 3 9415 4315

Holder Identification
 Number (HIN)

HIN WITHHELD

Annual Tax Statement

TRIPLE STAPLED SECURITIES - DISTRIBUTIONS

Australian resident individual investors should use the below Tax Statement to assist in completing their 2021 Income Tax Return. This Annual Tax Statement should be read in conjunction with the Transurban Tax Statement Guide, available on the Transurban website at www.transurban.com/investor-centre/distributions-and-tax/tax-guides. If an investor has a tax year ending on a date other than 30 June, they should seek advice from their tax adviser.

Transurban Holding Trust ("THT") is an Attribution Managed Investment Trust ("AMIT") for the year ended 30 June 2021. It is required to provide you with an AMIT Member Annual ("AMMA") Statement. This Annual Tax Statement is also your AMMA Statement in respect of your security holding in THT during the year ended 30 June 2021. This AMMA Statement also provides a reasonable estimate of the AMIT cost base net amount for the year ended 30 June 2021.

This Annual Tax Statement and accompanying notes are not intended to be tax advice and investors should consult a professional tax adviser if necessary for completion of income tax returns.

PART A: SUMMARY OF 2021 INCOME TAX RETURN FOR INDIVIDUAL (INCLUDING SUPPLEMENTARY SECTIONS)

Item	Australian Resident Individual Tax Return Label	Total
Dividends - Franked	11T	\$0.00
Franking credit	11U	\$0.00
Share of non-primary production income	13U	\$790.31
Franked distributions from trusts	13C	\$13.18
Share of franking credits from franked dividends	13Q	\$3.95
Share of credit for TFN amounts withheld	13R	\$0.00
Share of credit for foreign resident withholding amounts	13A	\$0.00
Net capital gain	18A	\$0.00
Total current year capital gains	18H	\$0.00

PART B: COMPONENTS

Dividend - Transurban Holdings Limited ¹	30 June 2020 (paid August 2020)	31 December 2020 (paid February 2021)	Total
Dividends - Franked	\$0.00	\$0.00	\$0.00
Franking Credit / Tax Offset	\$0.00	\$0.00	\$0.00
Distribution - Transurban Holding Trust ² Assessable Australian Income (Attribution Amounts)	31 December 2020 (paid February 2021)	30 June 2021 (paid August 2021)	Total
Interest Income	\$183.60	\$308.20	\$491.80
Rent and Other Income ³	\$61.13	\$201.60	\$262.73
Non-Concessional MIT Income (NCMI)	\$25.79	\$9.99	\$35.78
Capital Gain - Discount	\$0.00	\$0.00	\$0.00
Capital Gain - Other	\$0.00	\$0.00	\$0.00
Franked Distribution	\$0.00	\$9.23	\$9.23
Franking Credit / Tax Offset	\$0.00	\$3.95	\$3.95
Other - Transurban Holding Trust ⁴	31 December 2020 (paid February 2021)	30 June 2021 (paid August 2021)	Total
Non-Assessable Amount	\$329.48	\$290.98	\$620.46
TFN / ABN Withholding ⁵	\$0.00	\$0.00	\$0.00
AMIT Withholding ⁵	\$0.00	\$0.00	\$0.00
Non-Resident Withholding ⁵	\$0.00	\$0.00	\$0.00

Net Cash Distribution For The Year - Transurban Holding Trust⁴

Gross Distribution (paid February 2021)	\$600.00
Tax withheld ⁵	\$0.00
Gross Distribution (paid August 2021)	\$820.00
Tax withheld ⁵	\$0.00
Net cash distributions applicable to the year ended 30 June 2021	\$1,420.00

PART C: AMIT COST BASE ADJUSTMENTS - Transurban Holding Trust⁴

AMIT cost base net increase amount	\$0.00
AMIT cost base net decrease amount	\$620.46

Notes:

1. This dividend represents the payment from Transurban Holdings Limited ABN 86 098 143 429.
2. This distribution represents the payment from Transurban Holding Trust ABN 30 169 362 255.
3. Rent and Other Income includes amounts that are 'Excluded from NCMI'. 'Excluded from NCMI' refers to amounts that would have been NCMI but are not NCMI due to the application of any of the following provisions:
 - Subsection 12-437(5) in Schedule 1 to the *Taxation Administration Act 1953* ("TAA 1953") – approved economic infrastructure facility exception;
 - Section 12-440 in Schedule 1 to the TAA 1953 – MIT cross staple arrangement income transitional provisions.
4. These disclosures relate to the distribution from Transurban Holding Trust ABN 30 169 362 255.
5. Tax withheld and remitted to the Australian Taxation Office on your behalf for the year ended 30 June 2021.



Vicinity Limited ABN 90 114 757 783 and
Vicinity Centres RE Ltd ABN 88 149 781 322
as responsible entity for
Vicinity Centres Trust ARSN 104 931 928

All Registry communications to:
C/- Link Market Services Limited
Locked Bag A14, Sydney South
NSW 1235 Australia
Telephone: (+61) 1300 887 890
Facsimile: +61 2 9287 0303
Security code: VCX
Email: investor.relations@vicinity.com.au
Website: www.vicinity.com.au



019 004615

Statement Date: 1 September 2021
SRN: X*****6759

MRS HONG NHUNG ELLIOTT &
MR CLEAVER JOHN CECIL ELLIOTT
<ELLIOTT FAMILY SUPERFUND A/C>
17 BURRA PLACE
BRADDON ACT 2612

Attribution Managed Investment Trust Member Annual (AMMA) Tax Statement For the year ended 30 June 2021

Dear Securityholder,

This is your 2021 Attribution Managed Investment Trust Member Annual (AMMA) Tax Statement from Vicinity Centres which has been prepared to assist with the completion of your 2021 Australian income tax return. Vicinity Centres Trust is an Attribution Managed Investment Trust (AMIT) for the 2021 income year. It is required to provide you with an AMMA Tax Statement (formerly Annual Taxation Statement) in respect to your securityholding during the year ended 30 June 2021.

Part A: Components of the distribution

The following is a summary of the components relating to your total distribution for the year ended 30 June 2021. The tax return label references are relevant if you are completing an Australian income tax return for individuals.

Determined member component	Notes ¹	\$	Tax return label
Australian assessable income			
- Interest		3.16	N/A
- Other income		203.96	
Total Australian assessable income	(1)	207.12	13U
Discounted capital gains	(2)	7.05	18A
Non-assessable amount	(3)	185.83	N/A
Less Tax deducted	(4)	0.00	13R
Total net distribution paid (1 + 2 + 3 - 4)		400.00	N/A

Part B: Additional information

Additional information	Notes ¹	\$	Tax return label
Capital gains – TAP		14.10	N/A
Capital gains – Non-TAP	(5)	0.00	
Total gross capital gains	(6)	14.10	18H

Part C: AMIT cost base adjustment

AMIT cost base net amount	Notes ¹	\$	Tax return label
Cost base net decrease amount	(7)	178.78	N/A

Vicinity Centres is a dual-stapled entity comprised of Vicinity Limited and Vicinity Centres Trust. No dividend has been declared or paid by Vicinity Limited for the year ended 30 June 2021. This AMMA Tax Statement relates to payments made by Vicinity Centres Trust for the 2021 financial year as follows:

- A half-year distribution of 3.4 cents per security was paid on 2 March 2021; and
- A half-year distribution of 6.6 cents per security was paid on 31 August 2021.

PLEASE READ: The taxation treatment of investment income can be complex. We recommend you seek professional taxation advice from your accountant or taxation adviser in relation to your investment in Vicinity Centres. The contents of this statement are not and should not be relied upon as taxation advice.

1. Refer overleaf for notes to the distribution components.

Notes relating to your AMMA Tax Statement

You should refer to the Vicinity Centres Annual Tax Return Guide For Individuals 2021 prior to completing your 2021 income tax return. The Annual Tax Return Guide For Individuals 2021 can be obtained from <http://www.vicinity.com.au/investor-centre/tax-information> or by contacting us on 1300 887 890 for a hard copy.

This statement has been prepared on the basis that you:

- Are an Australian resident individual taxpayer;
- Do not have any current year or carried-forward revenue losses or capital losses; and
- Hold your stapled securities as an investment on capital account, rather than as part of a business that trades in these types of investments.

1. Australian assessable income

Trust income is taxed on an attribution basis. This component comprises interest and other income and must be included in your tax return at Label 13U (non-primary production income).

2. Discounted capital gains

This component of the distribution is attributable to capital gains calculated using the discounted method. This is the taxable amount for resident individuals.

3. Non-assessable amount

The amount shown at this item is not assessable to you as income and is not required to be included in your tax return.

4. Tax deducted

This component of the distribution represents tax deducted from Australian residents who have not supplied their Tax File Number (TFN) or Australian Business Number (ABN) or have not claimed an exemption from quoting their TFN or ABN. If you are a non-resident investor, tax has been deducted from your distribution because of your non-resident tax status.

5. Capital gain (grossed up) – TAP and Non-TAP

This component of the distribution is attributable to capital gains sourced from Taxable Australian Property (TAP) and Non-Taxable Australian Property (Non-TAP). The taxable amount for a resident securityholder is disclosed at item 2 which is calculated by applying the capital gains tax (CGT) 50% discount to this amount. This amount should not be used for resident complying superannuation entities and companies.

6. Total gross capital gains

The amount shown at this item is the total amount of your current year capital gains and must be included in your tax return at Label 18H (Total current year capital gains).

7. AMIT cost base net decrease amount

Under the AMIT rules, you will either have an AMIT cost base net increase or net decrease amount to the CGT cost base or reduced cost base of your securities. For the current year, there is an AMIT cost base net decrease amount. As a result, you are required to reduce the CGT cost base or reduced cost base of your securities by the amount shown at this item.

If the AMIT cost base net decrease amount exceeds the CGT cost base of your securities, your CGT cost base is reduced to nil, and any additional AMIT cost base net decrease amount will give rise to a capital gain. This gain may be reduced by the applicable CGT discount percentage if you have held your securities for 12 months or more.

23900 - Dividends Received

2021 Financial Year

Preparer Shelley Lian

Reviewer Steven Lee

Status Ready for Review

Account Code	Description	CY Balance	LY Balance	Change
AGL.AXW	AGL Energy Limited.	(\$1,020.00)		100%
AST.AX	Ausnet Services Limited	(\$452.39)	(\$458.85)	(1.41)%
BFG.AX	Bell Financial Group Limited	(\$1,260.00)		100%
EHE.AX	Estia Health Limited		(\$528.00)	100%
GNG.AX	Gr Engineering Services Limited	(\$567.00)	(\$252.00)	125%
HLS.AX	Healius Limited	(\$546.00)	(\$68.00)	702.94%
MTS.AX	Metcash Limited - Ordinary Fully Paid	(\$325.53)	(\$291.85)	11.54%
NAB.AX	National Australia Bank Limited	(\$478.50)	(\$1,162.00)	(58.82)%
RMD.AX	Resmed Inc	(\$146.23)	(\$42.25)	246.11%
SGM.AX	Sims Metal Management Limited	(\$108.00)	(\$54.00)	100%
TGR.AX	Tassal Group Limited	(\$480.00)		100%
TLS.AX	Telstra Corporation Limited.	(\$1,136.00)	(\$1,136.00)	0%
WBC.AX	Westpac Banking Corporation	(\$2,308.41)	(\$1,525.60)	51.31%
WES.AX	Wesfarmers Limited	(\$1,464.00)		100%
WPP.AX	WPP Aunz Ltd	(\$3,500.00)	(\$402.50)	769.57%
	TOTAL			
		CY Balance	LY Balance	
		(\$13,792.06)	(\$5,921.05)	

Supporting Documents

- Dividend Reconciliation Report Report
- Investment Income Comparison Report Report
- AGL_Replacement_Payment_Advice_2021_04_23.pdf AGL.AXW
- AGL_Payment_Advice_2021_03_26.pdf AGL.AXW
- AST_Reinvestment_Plan_Advice_2021_06_24.pdf AST.AX
- AST_Reinvestment_Plan_Advice_2020_12_17.pdf AST.AX
- WBC_Dividend_Advice_2020_12_18.pdf WBC.AX
- WBC_Dividend_Advice_2021_06_25.pdf WBC.AX

Standard Checklist

- Attach copies of all dividend statements
- Attach copy of Dividend Reconciliation Report
- Attach copy of Investment Income Comparison Report

Elliott Family Super Fund

Dividend Reconciliation Report

For The Period 01 July 2020 - 30 June 2021

Date	Net Payment Received	Australian Income			Foreign Income			Withheld		
		Unfranked	Franked	Franking Credits	Foreign Income	Foreign Credits	NZ Credits	TFN Withheld	Non-Resident	LIC Deduction
Shares in Listed Companies (Australian)										
AGL.AX AGL Energy Limited.										
25/09/2020	694.00	153.00	612.00	262.29				71.00		
21/04/2021	326.00	615.00						289.00		
	1,020.00	768.00	612.00	262.29				360.00		
AST.AX Ausnet Services Limited										
17/12/2020	223.30	133.98	89.32	38.28						
24/06/2021	229.09	137.45	91.64	39.27						
	452.39	271.43	180.96	77.55						
BFG.AX Bell Financial Group Limited										
30/09/2020	480.00	0.00	480.00	205.71						
31/03/2021	780.00	0.00	780.00	334.29						
	1,260.00	0.00	1,260.00	540.00						
GNG.AX Gr Engineering Services Limited										
21/10/2020	252.00	252.00	0.00	0.00						
01/04/2021	315.00	0.00	315.00	135.00						
	567.00	252.00	315.00	135.00						

Elliott Family Super Fund

Dividend Reconciliation Report

For The Period 01 July 2020 - 30 June 2021

Date	Net Payment Received	Australian Income			Foreign Income			Withheld		
		Unfranked	Franked	Franking Credits	Foreign Income	Foreign Credits	NZ Credits	TFN Withheld	Non-Resident	LIC Deduction
HLS.AX Healius Limited										
15/10/2020	156.00	0.00	156.00	66.86						
15/04/2021	390.00	0.00	390.00	167.14						
	546.00	0.00	546.00	234.00						
MTS.AX Metcash Limited - Ordinary Fully Paid										
05/08/2020	145.93	0.00	145.93	62.54						
29/01/2021	179.60	0.00	179.60	76.97						
	325.53	0.00	325.53	139.51						
NAB.AX National Australia Bank Limited										
03/07/2020	210.00	0.00	210.00	90.00						
10/12/2020	268.50	0.00	268.50	115.07						
	478.50	0.00	478.50	205.07						
RMD.AX Resmed Inc										
24/09/2020	37.96				37.96	16.27				
17/12/2020	37.75				37.75	16.18				
18/03/2021	35.20				35.20	15.09				
17/06/2021	35.32				35.32	15.14				

Elliott Family Super Fund

Dividend Reconciliation Report

For The Period 01 July 2020 - 30 June 2021

Date	Net Payment Received	Australian Income			Foreign Income			Withheld		
		Unfranked	Franked	Franking Credits	Foreign Income	Foreign Credits	NZ Credits	TFN Withheld	Non-Resident	LIC Deduction
	146.23				146.23	62.68				
SGM.AX Sims Metal Management Limited										
23/03/2021	108.00	0.00	108.00	46.29						
	108.00	0.00	108.00	46.29						
TGR.AX Tassal Group Limited										
29/09/2020	270.00	202.50	67.50	28.93						
30/03/2021	210.00	210.00	0.00	0.00						
	480.00	412.50	67.50	28.93						
TLS.AX Telstra Corporation Limited.										
24/09/2020	568.00	0.00	568.00	243.43						
26/03/2021	568.00	0.00	568.00	243.43						
	1,136.00	0.00	1,136.00	486.86						
WBC.AX Westpac Banking Corporation										
18/12/2020	795.77	0.00	795.77	341.04						
25/06/2021	1,512.64	0.00	1,512.64	648.27						
	2,308.41	0.00	2,308.41	989.31						

WES.AX Wesfarmers Limited

Elliott Family Super Fund

Dividend Reconciliation Report

For The Period 01 July 2020 - 30 June 2021

Date	Net Payment Received	Australian Income			Foreign Income			Withheld		
		Unfranked	Franked	Franking Credits	Foreign Income	Foreign Credits	NZ Credits	TFN Withheld	Non-Resident	LIC Deduction
22/04/2021	704.00	0.00	704.00	301.71						
22/04/2021	760.00	0.00	760.00	325.71						
	1,464.00	0.00	1,464.00	627.42						
WPP.AX WPP Aunz Ltd										
07/04/2021	770.00	0.00	770.00	330.00						
07/05/2021	2,730.00	0.00	2,730.00	1,170.00						
	3,500.00	0.00	3,500.00	1,500.00						
	13,792.06	1,703.93	12,301.90	5,272.23	146.23	62.68		360.00		
TOTAL	13,792.06	1,703.93	12,301.90	5,272.23	146.23	62.68		360.00		

Tax Return Reconciliation

	Totals	Tax Return Label
Unfranked	1,703.93	J
Franked Dividends	12,301.90	K
Franking Credits	5,272.23	L

Elliott Family Super Fund

Investment Income Comparison Report

As at 30 June 2021

Investment	Ledger Data			ASX & UUT Data							
	Transaction Date	Income Amount	Franking Credit	Date Payable	Ex Div/Dist Date	Units On Hand	45 Day Qualified	Amount per share/unit	Estimated Income	Estimated Franking*	
Reconciled											
Shares in Listed Companies (Australian)											
AGL.AX	AGL Energy Limited.	25/09/2020	765.00	262.29	25/09/2020	26/08/2020	1,500.00	1,500.00	0.5100	765.00	262.29
AGL.AX	AGL Energy Limited.				26/03/2021	24/02/2021	1,500.00	1,500.00	0.4100	615.00	0.00
AGL.AX	AGL Energy Limited.	21/04/2021	615.00								
AST.AX	Ausnet Services Limited	17/12/2020	223.30	38.28	17/12/2020	16/11/2020	4,701.00	4,701.00	0.0475	223.30	38.28
AST.AX	Ausnet Services Limited	24/06/2021	229.09	39.27	24/06/2021	20/05/2021	4,824.00	4,824.00	0.0475	229.14	39.28
BFG.AX	Bell Financial Group Limited				27/08/2020	19/08/2020	12,000.00	12,000.00	0.0400	480.00	205.71
BFG.AX	Bell Financial Group Limited	30/09/2020	480.00	205.71							
BFG.AX	Bell Financial Group Limited				17/03/2021	03/03/2021	12,000.00	12,000.00	0.0650	780.00	334.29
BFG.AX	Bell Financial Group Limited	31/03/2021	780.00	334.29							
GNG.AX	Gr Engineering Services Limited	21/10/2020	252.00	0.00	21/10/2020	08/10/2020	6,300.00	6,300.00	0.0400	252.00	0.00
GNG.AX	Gr Engineering Services Limited	01/04/2021	315.00	135.00	01/04/2021	11/03/2021	6,300.00	6,300.00	0.0500	315.00	135.00
HLS.AX	Healius Limited	15/10/2020	156.00	66.86	15/10/2020	26/03/2020	6,000.00	6,000.00	0.0260	156.00	66.86
HLS.AX	Healius Limited	15/04/2021	390.00	167.14	15/04/2021	25/03/2021	6,000.00	6,000.00	0.0650	390.00	167.14
MTS.AX	Metcash Limited - Ordinary Fully Paid	05/08/2020	145.93	62.54	05/08/2020	07/07/2020	2,245.00	2,245.00	0.0650	145.92	62.54
MTS.AX	Metcash Limited - Ordinary Fully Paid	29/01/2021	179.60	76.97	29/01/2021	22/12/2020	2,245.00	2,245.00	0.0800	179.60	76.97
NAB.AX	National Australia Bank Limited	03/07/2020	210.00	90.00	03/07/2020	01/05/2020	700.00	700.00	0.3000	210.00	90.00
NAB.AX	National Australia Bank Limited	10/12/2020	268.50	115.07	10/12/2020	12/11/2020	895.00	895.00	0.3000	268.50	115.07
RMD.AX	Resmed Inc	24/09/2020	37.96		24/09/2020	19/08/2020	1,000.00	1,000.00	0.0379	37.94	0.00
RMD.AX	Resmed Inc	17/12/2020	37.75		17/12/2020	11/11/2020	1,000.00	1,000.00	0.0378	37.80	0.00
RMD.AX	Resmed Inc	18/03/2021	35.20		18/03/2021	10/02/2021	1,000.00	1,000.00	0.0352	35.21	0.00

Elliott Family Super Fund

Investment Income Comparison Report

As at 30 June 2021

Investment	Ledger Data			ASX & UUT Data							
	Transaction Date	Income Amount	Franking Credit	Date Payable	Ex Div/Dist Date	Units On Hand	45 Day Qualified	Amount per share/unit	Estimated Income	Estimated Franking*	
RMD.AX	Resmed Inc	17/06/2021	35.32	17/06/2021	12/05/2021	1,000.00	1,000.00	0.0354	35.35	0.00	
SGM.AX	Sims Metal Management Limited	23/03/2021	108.00	46.29	23/03/2021	05/03/2021	900.00	900.00	0.1200	108.00	46.29
TGR.AX	Tassal Group Limited	29/09/2020	270.00	28.93	29/09/2020	14/09/2020	3,000.00	3,000.00	0.0900	270.00	28.93
TGR.AX	Tassal Group Limited	30/03/2021	210.00	0.00	30/03/2021	12/03/2021	3,000.00	3,000.00	0.0700	210.00	0.00
TLS.AX	Telstra Corporation Limited.	24/09/2020	568.00	243.43	24/09/2020	26/08/2020	7,100.00	7,100.00	0.0800	568.00	243.43
TLS.AX	Telstra Corporation Limited.	26/03/2021	568.00	243.43	26/03/2021	24/02/2021	7,100.00	7,100.00	0.0800	568.00	243.43
WBC.AX	Westpac Banking Corporation	18/12/2020	795.77	341.04	18/12/2020	11/11/2020	2,567.00	2,567.00	0.3100	795.77	341.04
WBC.AX	Westpac Banking Corporation	25/06/2021	1,512.64	648.27	25/06/2021	13/05/2021	2,608.00	2,608.00	0.5800	1,512.64	648.27
WES.AX	Wesfarmers Limited				01/10/2020	25/08/2020	800.00	800.00	0.9500	760.00	325.71
WES.AX	Wesfarmers Limited				31/03/2021	23/02/2021	800.00	800.00	0.8800	704.00	301.71
WES.AX	Wesfarmers Limited	22/04/2021	1,464.00	627.42							
WPP.AX	WPP Aunz Ltd	07/04/2021	770.00	330.00	07/04/2021	30/03/2021	17,500.00	17,500.00	0.0440	770.00	330.00
WPP.AX	WPP Aunz Ltd	07/05/2021	2,730.00	1,170.00	07/05/2021	29/04/2021	17,500.00	17,500.00	0.1560	2,730.00	1,170.00
VCX.AX	Vicinity Centres	02/03/2021	136.00		02/03/2021	30/12/2020	4,000.00	4,000.00	0.0340	136.00	0.00
VCX.AX	Vicinity Centres	30/06/2021	264.00	0.00							
VCX.AX	Vicinity Centres				31/08/2021	29/06/2021	4,000.00	4,000.00	0.0660	264.00	0.00
			14,552.06	5,272.23					5.6523	14,552.17	5,272.24

Unreconciled

Shares in Listed Companies (Australian)

TCL.AX**	Transurban Group				14/08/2020	29/06/2020	4,000.00	4,000.00	0.1600	640.00	0.00
TCL.AX**	Transurban Group	16/02/2021	600.00		16/02/2021	30/12/2020	4,000.00	4,000.00	0.1500	600.00	0.00
TCL.AX**	Transurban Group	30/06/2021	820.00	3.95							

Elliott Family Super Fund

Investment Income Comparison Report

As at 30 June 2021

Investment	Ledger Data			ASX & UUT Data						
	Transaction Date	Income Amount	Franking Credit	Date Payable	Ex Div/Dist Date	Units On Hand	45 Day Qualified	Amount per share/unit	Estimated Income	Estimated Franking*
		1,420.00	3.95					0.3100	1,240.00	0.00
		15,972.06	5,276.18					5.9623	15,792.17	5,272.24

*Franking credit is estimated using 45 day qualified units. The estimation might not be accurate for preference shares and hedging arrangements.

**For stapled securities, income may be unreconciled due to ASX data including dividend and distribution components that are recognised in different financial years.




AGL Energy Limited
ABN 74 115 061 375


000838
000
AGL
MRS HONG NHUNG ELLIOTT &
MR CLEAVER JOHN CECIL ELLIOTT
<ELLIOTT FAMILY SUPERFUND A/C>
17 BURRA PLACE
BRADDON ACT 2612


Tax Invoice

Computershare Investor Services Pty Limited
ABN: 48 078 279 277

For all enquiries:

 **Web:**
www.investorcentre.com/au/contact

 **Phone:**
(within Australia) 1300 850 505
(outside Australia) +61 3 9415 4000

 **Mail:**
Computershare Investor Services Pty Limited
GPO Box 2975 Melbourne
Victoria 3001 Australia

AGL ENERGY LIMITED

Replacement Payment

Please be advised that we have credited the following payment/s into your nominated bank account on 21 April 2021.

By requesting re-issue of your payment, you may have been charged an administrative fee which is deducted from your payment. Fees are applicable to payments valued at over \$100 AUD.

For Australian residents the fee is \$25 AUD GST inclusive and \$22.73 AUD GST exclusive for Overseas residents.

For terms and conditions, please go to <http://cpu.vg/paymentreissueterms>

Payment Date	Payment Amount	Administration Fee	GST Amount	Net Payment
26-03-2021	\$326.00	\$22.73	\$2.27	\$301.00

Please note that holding or payment details can be obtained from our website at www.investorcentre.com/au

Note: If you have lost, misplaced or never received a payment advice and require a replacement for tax purposes, please contact us via the website or number above.

Your Payment Instructions

ANZ V2 PLUS ACT
BSB: 012-941
Account number: XXXXXXX05

Amount Deposited

\$301.00



AGL Energy Limited
ABN 74 115 061 375

All Registry communications to:
Computershare Investor Services Pty Limited
GPO Box 2975
Melbourne Victoria 3001 Australia
Telephone (free call within Australia): 1800 824 513
(international): +61 3 9415 4253
Email: aglenenergy@computershare.com.au
Website: www-au.computershare.com/Investor
ASX Code: **AGL**

┌ 001569 000 AGL



MRS HONG NHUNG ELLIOTT &
MR CLEAVER JOHN CECIL ELLIOTT
<ELLIOTT FAMILY SUPERFUND A/C>
17 BURRA PLACE
BRADDON ACT 2612

Key Details

SRN/HIN: HIN WITHHELD
Payment date: 26 March 2021
Record date: 25 February 2021
TFN/ABN Status: Not Quoted

Interim and Special dividend statement for six months ended 31 December 2020

This payment represents an ordinary dividend of 31 cents and a special dividend of 10 cents per share, for the six months ended 31 December 2020. For income tax purposes, 100% of the dividend is declared to be nil Conduit Foreign Income.

Class Description	Amount per Security	Number of Securities	Franked Amount	Unfranked Amount	Gross Payment
Ordinary Shares	\$0.41	1,500	\$0.00	\$615.00	\$615.00
			Less resident withholding tax		\$289.00
			Net Payment		\$326.00
			Franking Credit		\$0.00

Note 1: You should retain this statement to assist you in preparing your tax return.

Note 2: If you require your payment to be re-issued, you may be charged an administrative fee which will be deducted from your payment.

Important Notice

We have been unable to pay you your dividend entitlement, as we have not received your direct credit instructions.

To provide your direct credit instructions, please log on to www-au.computershare.com/Investor. Your dividend entitlement will then be deposited into your nominated account.

If you have submitted your direct credit instructions since the Record Date we will deposit your dividend entitlement shortly, otherwise please contact AGL Energy Limited's Share Registrar immediately.

Need help with your shareholding?

1. How do I create an online Investor Centre account to manage my shareholding?

- Visit www-au.computershare.com/investor/
- If you have an existing User ID and password, click on the purple '**Login**' button and you will be taken to the Investor Centre login page.
- To create an online account, click on the purple '**Register now**' button.
- Follow the instructions provided to create your online profile.
- Once you have set up your profile you can view and manage your shareholding, access statements, update your details and much more. You will need your Securityholder Reference Number (SRN) or Holder Identification Number (HIN) (shown on the reverse of this document) to set up your profile. Please keep a record of your user ID, password and security questions for the next time you log in.

2. How do I update my address details?

- If your holder number begins with 'X', your holding is broker sponsored. Please contact your broker as only they can update your postal address.
- If you have an online Investor Centre account (See item 1 above), you can log in, select '**My Profile**' and go to '**Address Change**' and edit your details, or
- Contact Computershare via the details at the bottom of this page.

3. How do I register for electronic communications?

- If you have an online Investor Centre account (See item 1 above), you can log in, select '**My Profile**' and go to '**Communication Preferences**' and edit your email address and/or communication elections, or
- Contact Computershare via the details at the bottom of this page.

4. How do I update my bank details?

- If you have an online Investor Centre account (See item 1 above), you can log in, select '**My Profile**' and go to '**Banking Details**' and edit your payment instructions, or
- Contact Computershare via the details at the bottom of this page. You can provide us with your details or request a Direct Credit form.

5. Further Information

- If you require further assistance in regard to managing your shareholding, visit www.investorcentre.com/contact or contact Computershare via the details at the bottom of this page.

AGL share registry

- T** Australia 1800 824 513
Other countries +61 3 9415 4253
- E** aglenenergy@computershare.com.au
- W** www-au.computershare.com/investor/



AusNet services

ABN 45 603 317 559


006457 000 AST



MRS HONG NHUNG ELLIOTT &
MR CLEAVER JOHN CECIL ELLIOTT
<ELLIOTT FAMILY SUPERFUND A/C>
17 BURRA PLACE
BRADDON ACT 2612

Update your information:

 **Online:**
www.computershare.com.au/easyupdate/ast

 **By Mail:**
Computershare Investor Services Pty Ltd
GPO Box 2975 Melbourne
Victoria 3001 Australia

Enquiries:

(within Australia) 1300 368 103
(international) +61 3 9415 4229

Holder Identification Number (HIN)

HIN WITHHELD

ASX Code	AST
TFN/ABN Status	Quoted
Record Date	21 May 2021
Payment Date	24 June 2021

2021 Final Dividend

Dear Shareholder,

This payment represents a final dividend of 4.75 cents per share for the full year ended 31 March 2021. This dividend is paid on the shares registered in your name and entitled to participate as at the record date 21 May 2021. For Australian income tax purposes, this payment is 40% franked at the corporate tax rate of 30%.

Update your TFN/ABN, bank account and other details online via www.computershare.com.au/easyupdate/ast.

Yours sincerely,

Naomi Kelly
Company Secretary
AusNet Services Ltd

Class Description	Amount per Share	Number of Shares	Franked Amount	Unfranked Amount	Gross Payment
Ordinary Shares	4.75 Cents	4,823	\$91.64	\$137.45	\$229.09
Net Payment					\$229.09
Franking Credit					\$39.27

If you require your payment to be re-issued, you may be charged an administrative fee which will be deducted from your payment.

DIVIDEND REINVESTMENT PLAN (DRP) STATEMENT

Residual balance brought forward from your plan account:	\$1.49
Amount available from this dividend:	\$229.09
Total amount available for reinvestment:	\$230.58
Amount applied to shares allotted under the DRP at the issue price of \$1.72 per share:	\$230.48
Residual balance carried forward in your plan account:	\$0.10
Number of shares participating in the DRP prior to allotment:	4,823
Number of shares allotted this dividend:	134
Total holding of shares after the allotment (Note):	4,957

The issue of these DRP shares will be shown on your next CHESSE statement.


Note: The total holding of shares after the allotment under the DRP may not be the current holding balance (it does not include any transfers or trades on or after the ex date for the dividend).

INCOME TAX RETURN

Please retain this dividend statement for your income tax return as AusNet Services will not be issuing an annual income tax statement.

Update your information:

 **Online:**
www.computershare.com.au/easyupdate/ast

 **By Mail:**
Computershare Investor Services Pty Ltd
GPO Box 2975 Melbourne
Victoria 3001 Australia

Enquiries:

(within Australia) 1300 368 103
(international) +61 3 9415 4229

Holder Identification Number (HIN)

HIN WITHHELD

ASX Code AST
TFN/ABN Status Quoted
Record Date **17 November 2020**
Payment Date **17 December 2020**

005934 000 AST



MRS HONG NHUNG ELLIOTT &
MR CLEAVER JOHN CECIL ELLIOTT
<ELLIOTT FAMILY SUPERFUND A/C>
17 BURRA PLACE
BRADDON ACT 2612

2021 Interim Dividend

Dear Shareholder,

This payment represents an interim dividend of 4.75 cents per share for the half year ended 30 September 2020. This dividend is paid on the shares registered in your name and entitled to participate as at the record date 17 November 2020. For Australian income tax purposes, this payment is 40% franked at the corporate tax rate of 30%.

Update your TFN/ABN, bank account and other details online via www.computershare.com.au/easyupdate/ast.

Yours sincerely,

Naomi Kelly
Company Secretary
AusNet Services Ltd

Class Description	Amount per Share	Number of Shares	Franked Amount	Unfranked Amount	Gross Payment
Ordinary Shares	4.75 Cents	4,701	\$89.32	\$133.98	\$223.30
Net Payment					\$223.30
Franking Credit					\$38.28

If you require your payment to be re-issued, you may be charged an administrative fee which will be deducted from your payment.

DIVIDEND REINVESTMENT PLAN (DRP) STATEMENT

Residual balance brought forward from your plan account:	\$1.45
Amount available from this dividend:	\$223.30
Total amount available for reinvestment:	\$224.75
Amount applied to shares allotted under the DRP at the issue price of \$1.83 per share:	\$223.26
Residual balance carried forward in your plan account:	\$1.49
Number of shares participating in the DRP prior to allotment:	4,701
Number of shares allotted this dividend:	122
Total holding of shares after the allotment (Note):	4,823

The issue of these DRP shares will be shown on your next CHESSE statement.

Note: The total holding of shares after the allotment under the DRP may not be the current holding balance (it does not include any transfers or trades on or after the ex date for the dividend).

INCOME TAX RETURN

Please retain this dividend statement for your income tax return as AusNet Services will not be issuing an annual income tax statement.

All registry communications to:
 Link Market Services Limited
 Locked Bag A6015, Sydney South NSW 1235
 Telephone (free call within Australia): +61 1800 804 255
 ASX Code: WBC
 Email: westpac@linkmarketservices.com.au
 Website: www.linkmarketservices.com.au



019 / 141731

MRS HONG NHUNG ELLIOTT &
 MR CLEAVER JOHN CECIL ELLIOTT
 <ELLIOTT FAMILY SUPERFUND A/C>
 17 BURRA PLACE
 BRADDON ACT 2612

Key details

Payment date:	18 December 2020
Record date:	12 November 2020
SRN/HIN:	X*****6759
TFN/ABN status:	RECEIVED AND RECORDED

Final dividend statement for the six months ended 30 September 2020 Dividend Reinvestment Plan (DRP) participant statement

This dividend is 100% franked with Australian franking credits at the company tax rate of 30%.

Description	Participating holding	Dividend rate per share [#]	Unfranked amount	Franked amount	Total amount	Franking credit
Ordinary shares	2,567	31 cents	\$0.00	\$795.77	\$795.77	\$341.04
Net dividend amount					\$795.77	
***New Zealand Imputation Credit (NZIC)						NZ\$179.69
Cash balance brought forward from your plan account					\$25.08	
Amount available for reinvestment					\$820.85	
Cash reinvested has been applied to 41 shares at \$19.83 per share					\$813.03	
Cash balance carried forward in your plan account					\$7.82	

[#] The final dividend of 31 cents per share takes into consideration the cost of the Bank Levy which was equivalent to 8 cents per share over 2020. All amounts are in Australian dollars unless otherwise stated.

^{***} Only relevant for New Zealand taxpayers.

DRP Transaction holding statement

Date	Transaction type	Increase	Decrease	Holding balance
12/11/2020	Opening balance			2,567
18/12/2020	Dividend plan allotment	41		
18/12/2020	Closing balance			2,608

Note: The 'Opening balance' recorded in the DRP holding statement above may not be the same as the 'participating holding' recorded in the top section of the DRP participant statement, where your participation in the DRP is 'partial'. The closing balance of ordinary shares excludes any trades or transfers since the record date. Neither Westpac Banking Corporation nor Link Market Services Limited will be liable for any losses incurred by any person who relies on the holdings shown without making their own adjustments for any transactions not included.

**Please keep this statement for your tax records.
 It can also be accessed online in Link's Investor Centre, see over for login instructions.**

Update your details **online**

Information we need from you

We need the following details to administer your holding. If you have not provided these details, or if they have changed, you can update them via Link's Investor Centre:

1	Bank account details Dividend will only be paid directly into an Australian dollar bank account. A dividend payment statement will be provided for each payment.
2	Email address Communication by email means you can be promptly notified of key announcements, when dividend payments are made and when statements can be accessed online.
3	TFN, TFN exemption or ABN Providing your Tax File Number (TFN), TFN exemption code or Australian Business Number (ABN) is optional. However, without these details Westpac may be required to withhold Australian tax, from any dividend that is not 100% franked, at the highest marginal tax rate plus the Medicare levy.

How to update your information

1. Login to Link's Investor Centre at www.linkmarketservices.com.au
2. Click on **Investor Login**
3. If you do not have a **Portfolio*** login, please use the Single Holding login
4. Enter **WBC** in the **Issuer Name** field and press enter
5. Enter your **Security Holder Number (SRN)** or **Holder Identification Number (HIN)**
6. Enter your **postcode** or, if your registered address is overseas, click on the **Outside Australia** link to look up your country of residence
7. Complete the **security verification** (this protects against robots)
8. Click on the box indicating you have read the terms and conditions
9. Click on **Login**

* Setting up a Portfolio login allows you to easily manage your holdings across issuers who use Link as their registrar.

All registry communications to:
 Link Market Services Limited
 Locked Bag A6015, Sydney South NSW 1235
 Telephone (free call within Australia): +61 1800 804 255
 ASX Code: WBC
 Email: westpac@linkmarketservices.com.au
 Website: www.linkmarketservices.com.au



019 / 149319

MRS HONG NHUNG ELLIOTT &
 MR CLEAVER JOHN CECIL ELLIOTT
 <ELLIOTT FAMILY SUPERFUND A/C>
 17 BURRA PLACE
 BRADDON ACT 2612

Key details

Payment date:	25 June 2021
Record date:	14 May 2021
SRN/HIN:	X*****6759
TFN/ABN status:	RECEIVED AND RECORDED

Interim dividend statement for the six months ended 31 March 2021 Dividend Reinvestment Plan (DRP) participant statement

This dividend is 100% franked with Australian franking credits at the company tax rate of 30%.

Description	Participating holding	Dividend rate per share [#]	Unfranked amount	Franked amount	Total amount	Franking credit
Ordinary shares	2,608	58 cents	\$0.00	\$1,512.64	\$1,512.64	\$648.27
Net dividend amount					\$1,512.64	
***New Zealand Imputation Credit (NZIC)						NZ\$182.56
Cash balance brought forward from your plan account					\$7.82	
Amount available for reinvestment					\$1,520.46	
Cash reinvested has been applied to 58 shares at \$25.98 per share					\$1,506.84	
Cash balance carried forward in your plan account					\$13.62	

[#] The interim dividend of 58 cents per share takes into consideration the cost of the Bank Levy which was equivalent to 4 cents per share over 2021. All amounts are in Australian dollars unless otherwise stated.

^{***} Only relevant for New Zealand taxpayers.

DRP Transaction holding statement

Date	Transaction type	Increase	Decrease	Holding balance
14/05/2021	Opening balance			2,608
25/06/2021	Dividend plan allotment	58		
25/06/2021	Closing balance			2,666

Note: The 'Opening balance' recorded in the DRP holding statement above may not be the same as the 'participating holding' recorded in the top section of the DRP participant statement, where your participation in the DRP is 'partial'. The closing balance of ordinary shares excludes any trades or transfers since the record date. Neither Westpac Banking Corporation nor Link Market Services Limited will be liable for any losses incurred by any person who relies on the holdings shown without making their own adjustments for any transactions not included.

**Please keep this statement for your tax records.
 It can also be accessed online in Link's Investor Centre, see over for login instructions.**

Update your details **online**

Information we need from you

We need the following details to administer your holding. If you have not provided these details, or if they have changed, you can update them via Link's Investor Centre:

1	Bank account details Dividend will only be paid directly into an Australian dollar bank account. A dividend payment statement will be provided for each payment.
2	Email address Communication by email means you can be promptly notified of key announcements, when dividend payments are made and when statements can be accessed online.
3	TFN, TFN exemption or ABN Providing your Tax File Number (TFN), TFN exemption code or Australian Business Number (ABN) is optional. However, without these details Westpac may be required to withhold Australian tax, from any dividend that is not 100% franked, at the highest marginal tax rate plus the Medicare levy.

How to update your information

1. Login to Link's Investor Centre at www.linkmarketservices.com.au
2. Click on **Investor Login**
3. If you do not have a **Portfolio*** login, please use the Single Holding login
4. Enter **WBC** in the **Issuer Name** field and press enter
5. Enter your **Security Holder Number (SRN)** or **Holder Identification Number (HIN)**
6. Enter your **postcode** or, if your registered address is overseas, click on the **Outside Australia** link to look up your country of residence
7. Complete the **security verification** (this protects against robots)
8. Click on the box indicating you have read the terms and conditions
9. Click on **Login**

* Setting up a Portfolio login allows you to easily manage your holdings across issuers who use Link as their registrar.

24200 - Contributions

2021 Financial Year

Preparer Shelley Lian

Reviewer Steven Lee

Status Completed

Account Code	Description	CY Balance	LY Balance	Change
ELLCLE00001A	(Contributions) Elliott, Cleaver John - Accumulation (Accumulation)	(\$25,000.00)	(\$25,000.00)	0%
EL LHON00001A	(Contributions) Elliott, Hong Nhung - Accumulation (Accumulation)	(\$25,000.00)	(\$25,000.00)	0%
EL LKIM00001A	(Contributions) Elliott, Kim James Cleaver - Accumulation (Accumulation)	(\$10,000.00)	(\$10,000.00)	0%
EL LSAM00001A	(Contributions) Elliott, Samuel John Alexander - Accumulation (Accumulation)	(\$10,000.00)	(\$10,000.00)	0%
TOTAL		CY Balance	LY Balance	
		(\$70,000.00)	(\$70,000.00)	

Supporting Documents

- Contributions Breakdown Report [Report](#)
- Sam NOI 2021.pdf
- Nhung NOI 2021.pdf
- Cleaver NOI 2021.pdf
- Kim NOI 2021.pdf
- Kim Sam deduction notice letters.pdf
- Cleaver Nhung deduction notice letters.pdf
- Kim NOI 2020.pdf

Standard Checklist

- Attach copies of S290-170 notices (if necessary)
- Attach copy of Contributions Breakdown Report
- Attach SuperStream Contribution Data Report
- Check Fund is registered for SuperStream (if necessary)
- Ensure all Contributions have been allocated from Bank Accounts
- Ensure Work Test is satisfied if members are over 65

Elliott Family Super Fund

Contributions Breakdown Report

For The Period 01 July 2020 - 30 June 2021

Summary

Member	D.O.B	Age (at 30/06/2020)	Total Super Balance (at 30/06/2020) *1	Concessional	Non-Concessional	Other	Reserves	Total
Elliott, Cleaver John	Provided	65	1,424,962.17	25,000.00	0.00	0.00	0.00	25,000.00
Elliott, Hong Nhung	Provided	65	981,016.84	25,000.00	0.00	0.00	0.00	25,000.00
Elliott, Kim James Cleaver	Provided	35	38,085.31	10,000.00	0.00	0.00	0.00	10,000.00
Elliott, Samuel John Alexander	Provided	30	28,490.79	10,000.00	0.00	0.00	0.00	10,000.00
All Members				70,000.00	0.00	0.00	0.00	70,000.00

*1 TSB can include information external to current fund's transaction records. The amount is per individual across all funds.

Contribution Caps

Member	Contribution Type	Contributions	Cap	Current Position
Elliott, Cleaver John	Concessional	25,000.00	25,000.00	At Limit
	Non-Concessional	0.00	100,000.00	100,000.00 Below Cap
Elliott, Hong Nhung	Concessional	25,000.00	25,000.00	At Limit
	Non-Concessional	0.00	100,000.00	100,000.00 Below Cap
Elliott, Kim James Cleaver	Concessional (5 year carry forward cap available)	10,000.00	65,000.00	55,000.00 Below Cap
	Non-Concessional	0.00	100,000.00	100,000.00 Below Cap
Elliott, Samuel John Alexander	Concessional (5 year carry forward cap available)	10,000.00	65,000.00	55,000.00 Below Cap
	Non-Concessional	0.00	100,000.00	100,000.00 Below Cap

Carry Forward Unused Concessional Contribution Cap

Member	2016	2017	2018	2019	2020	2021	Current Position
--------	------	------	------	------	------	------	------------------

Elliott, Cleaver John

Concessional Contribution Cap	35,000.00	35,000.00	25,000.00	25,000.00	25,000.00	25,000.00	
Concessional Contribution	35,000.00	35,000.00	25,000.00	25,000.00	25,000.00	25,000.00	
Unused Concessional Contribution	0.00	0.00	0.00	0.00	0.00	0.00	
Cumulative Carry Forward Unused	N/A	N/A	N/A	0.00	0.00	0.00	
Maximum Cap Available	35,000.00	35,000.00	25,000.00	25,000.00	25,000.00	25,000.00	At Limit
Total Super Balance	0.00	0.00	1,254,538.21	1,293,538.57	1,373,925.55	1,424,962.17	

Elliott, Hong Nhung

Concessional Contribution Cap	35,000.00	35,000.00	25,000.00	25,000.00	25,000.00	25,000.00	
Concessional Contribution	35,000.00	35,000.00	25,000.00	25,000.00	25,000.00	25,000.00	
Unused Concessional Contribution	0.00	0.00	0.00	0.00	0.00	0.00	
Cumulative Carry Forward Unused	N/A	N/A	N/A	0.00	0.00	0.00	
Maximum Cap Available	35,000.00	35,000.00	25,000.00	25,000.00	25,000.00	25,000.00	At Limit
Total Super Balance	0.00	0.00	844,669.75	877,875.75	939,382.75	981,016.84	

Elliott, Kim James Cleaver

Concessional Contribution Cap	30,000.00	30,000.00	25,000.00	25,000.00	25,000.00	25,000.00	
Concessional Contribution	0.00	0.00	0.00	0.00	10,000.00	10,000.00	
Unused Concessional Contribution	0.00	0.00	0.00	25,000.00	15,000.00	15,000.00	
Cumulative Carry Forward Unused	N/A	N/A	N/A	0.00	25,000.00	40,000.00	
Maximum Cap Available	30,000.00	30,000.00	25,000.00	25,000.00	50,000.00	65,000.00	55,000.00 Below Cap
Total Super Balance	0.00	0.00	27,184.92	27,675.55	28,934.21	38,085.31	

Elliott, Samuel John Alexander

Concessional Contribution Cap	30,000.00	30,000.00	25,000.00	25,000.00	25,000.00	25,000.00	
Concessional Contribution	0.00	0.00	0.00	0.00	10,000.00	10,000.00	
Unused Concessional Contribution	0.00	0.00	0.00	25,000.00	15,000.00	15,000.00	
Cumulative Carry Forward Unused	N/A	N/A	N/A	0.00	25,000.00	40,000.00	
Maximum Cap Available	30,000.00	30,000.00	25,000.00	25,000.00	50,000.00	65,000.00	55,000.00 Below Cap
Total Super Balance	0.00	0.00	18,431.09	18,692.12	19,544.76	28,490.79	

NCC Bring Forward Caps

Member	Bring Forward Cap	2018	2019	2020	2021	Total	Current Position
Elliott, Cleaver John	N/A	0.00	0.00	0.00	0.00	N/A	Bring Forward Not Triggered
Elliott, Hong Nhung	N/A	0.00	0.00	0.00	0.00	N/A	Bring Forward Not Triggered
Elliott, Kim James Cleaver	N/A	0.00	0.00	0.00	0.00	N/A	Bring Forward Not Triggered

Elliott, Samuel John Alexander

N/A

0.00

0.00

0.00

0.00

N/A Bring Forward Not Triggered

Elliott, Cleaver John

Date	Transaction Description	Ledger Data					SuperStream Data				
		Contribution Type	Concessional	Non-Concession	Other	Reserves	Contribution	Employer	Concessional	Non-Concess	Other
14/04/2021	DEPOSIT	Personal - Concessional	25,000.00								
Total - Elliott, Cleaver John			25,000.00	0.00	0.00	0.00			0.00	0.00	0.00

Elliott, Hong Nhung

Date	Transaction Description	Ledger Data					SuperStream Data				
		Contribution Type	Concessional	Non-Concession	Other	Reserves	Contribution	Employer	Concessional	Non-Concess	Other
10/12/2020	DEPOSIT	Personal - Concessional	5,000.00								
17/12/2020	DEPOSIT	Personal - Concessional	20,000.00								
Total - Elliott, Hong Nhung			25,000.00	0.00	0.00	0.00			0.00	0.00	0.00

Elliott, Kim James Cleaver

Date	Transaction Description	Ledger Data					SuperStream Data				
		Contribution Type	Concessional	Non-Concession	Other	Reserves	Contribution	Employer	Concessional	Non-Concess	Other
12/02/2021	DEPOSIT	Personal - Concessional	10,000.00								
Total - Elliott, Kim James Cleaver			10,000.00	0.00	0.00	0.00			0.00	0.00	0.00

Elliott, Samuel John Alexander

Date	Transaction Description	Contribution Type	Ledger Data				SuperStream Data					
			Concessional	Non-Concession	Other	Reserves	Contribution	Employer	Concessional	Non-Concess	Other	
12/02/2021	DEPOSIT	Personal - Concessional	10,000.00									
Total - Elliott, Samuel John Alexander			10,000.00	0.00	0.00	0.00			0.00	0.00	0.00	
Total for All Members			70,000.00	0.00	0.00	0.00						



Notice of intent to claim or vary a deduction for personal super contributions

COMPLETING THIS STATEMENT

- Print clearly using a black pen only.
- Use BLOCK LETTERS and print one character per box.
- Place in ALL applicable boxes.

i The instructions contain important information about completing this notice. Refer to them for more information about how to complete and lodge this notice.

Section A: Your details

1 Tax file number (TFN)

6 8 7 4 2 3 3 2 3

i The ATO does not collect this information provided on this form. This form is to assist you in providing details to your super fund. Your super fund is authorised to request your personal details, including your TFN, under the *Superannuation Industry (Supervision) Act 1993*, the *Income Tax Assessment Act 1997* and the *Taxation Administration Act 1953*. It is not an offence not to provide your TFN. However, if you do not provide your TFN, and your super fund doesn't already hold your TFN, they will not be permitted to accept the contribution(s) covered by this notice. For more information about your privacy please contact the entity you are providing this form to.

2 Name

Title: Mr Mrs Miss Ms Other

Family name
E L L I O T T

First given name
C L E A V E R
Other given names
J O H N

3 Date of birth 25 / 07 / 1954

4 Current postal address

17 BURRA PLACE

Suburb/town/locality
BRADBN
State/territory
ACT
Postcode
2612

Country if outside of Australia

5 Daytime phone number (include area code) 0416278030

Section B: Super fund's details

6 Fund name

ELLIOTT FAMILY SUPER FUND

7 Fund Australian business number (ABN) 12 966 002 030

8 Member account number 2

9 Unique Superannuation Identifier (USI) (if known)

Section C: Contribution details

10 Personal contribution details

Is this notice varying an earlier notice? No Yes

If you answered 'No' complete the **Original Notice to Claim a Tax Deduction** section below.
If you answered 'Yes' complete the **Variation of previous valid notice of intent** section below.

ORIGINAL NOTICE TO CLAIM A TAX DEDUCTION

11 Financial year ended 30 June 20 21

12 My personal contributions to this fund in the above financial year \$ 25,000.00

13 The amount of these personal contributions I will be claiming as a tax deduction \$ 25,000.00

Section D: Declaration

This form has a declaration where you say the information in it is correct and complete. Please review the information before you sign the declaration. If you provide false or misleading information, or fail to take reasonable care, you may be liable to administrative penalties imposed by taxation law.

INTENTION TO CLAIM A TAX DEDUCTION

i Complete this declaration if you have not previously lodged a valid notice with your super fund for these contributions.

I declare that at the time of lodging this notice:

- I intend to claim the personal contributions stated as a tax deduction
- I am a current member of the identified super fund
- the identified super fund currently holds these contributions and has not begun to pay a superannuation income stream based in whole or part on these contributions
- I have not included any of the contributions in an earlier valid notice.

I declare that I am lodging this notice at the earlier of either:

- before the end of the day that I lodged my income tax return for the income year in which the personal contributions were made, or
 - before the end of the income year following the year in which the contribution was made.
- I declare that the information given on this notice is correct and complete.

Name (Print in BLOCK LETTERS)

CLEAVER ELLIOTT

Signature

[Handwritten Signature]

Date

13 / 07 / 2021

i Send your completed notice to your super fund. Do not send it to us. The information on this notice is for you and your super fund. We don't collect this information; we only provide a format for you to provide the information to your super fund.

VARIATION OF PREVIOUS VALID NOTICE OF INTENT

14 Financial year ended 30 June 20

15 My personal contributions to this fund in the above financial year \$

16 The amount of these personal contributions claimed in my original notice of intent \$

17 The amount of these personal contributions I will now be claiming as a tax deduction \$

**Elliott Family Super Fund
Deductions Notice Letter**


Hong Nhung Elliott, Cleaver John Elliott, Kim James Cleaver Elliott and Samuel John Alexander Elliott as trustee for Elliott Family Super Fund acknowledges that

Cleaver John Elliott

has advised in writing in accordance with Section 290-170 of the Income Tax Assessment Act 1997 the intention to claim a tax deduction of

\$25000.00

for contributions paid in the year ended 30 June 2021. The Trustee has taken action to deduct the appropriate level of tax from the contributions claimed.



Cleaver John Elliott

SIGN HERE

Date: 21/6/22

DATE HERE

**** IMPORTANT INFORMATION - PLEASE READ THE FOLLOWING CAREFULLY ****
If your records confirm the above amount claimed no action on your behalf is required. Retain this acknowledgement with your taxation records as it may be requested by the Australian Taxation Office to substantiate your tax deduction for Superannuation Contributions.

Otherwise: Complete the details below and return this form to the Trustee if:
1. The amount shown above is not the amount that will be claimed, or
2. The Australian Taxation Office disallows/reduces the amount you claim.

In terms of Section 290-170 of the Income Tax Assessment Act 1997 I advise that the amount I intend to claim as a tax deduction for the period 01 July 2020 to 30 June 2021 is: \$ _____

Cleaver John Elliott

Date: / /

**Elliott Family Super Fund
Deductions Notice Letter**

Hong Nhung Elliott, Cleaver John Elliott, Kim James Cleaver Elliott and Samuel John Alexander Elliott as trustee for Elliott Family Super Fund acknowledges that

Hong Nhung Elliott

has advised in writing in accordance with Section 290-170 of the Income Tax Assessment Act 1997 the intention to claim a tax deduction of

\$25000.00

for contributions paid in the year ended 30 June 2021. The Trustee has taken action to deduct the appropriate level of tax from the contributions claimed.



Hong Nhung Elliott

SIGN HERE

Date: 30/6/22

DATE HERE

**** IMPORTANT INFORMATION - PLEASE READ THE FOLLOWING CAREFULLY ****
If your records confirm the above amount claimed no action on your behalf is required. Retain this acknowledgement with your taxation records as it may be requested by the Australian Taxation Office to substantiate your tax deduction for Superannuation Contributions.

Otherwise: Complete the details below and return this form to the Trustee if:
1. The amount shown above is not the amount that will be claimed, or
2. The Australian Taxation Office disallows/reduces the amount you claim.

In terms of Section 290-170 of the Income Tax Assessment Act 1997 I advise that the amount I intend to claim as a tax deduction for the period 01 July 2020 to 30 June 2021 is: \$ _____

Hong Nhung Elliott

Date: / /



Notice of intent to claim or vary a deduction for personal super contributions

COMPLETING THIS STATEMENT

- Print clearly using a black pen only.
- Use BLOCK LETTERS and print one character per box.
- Place in ALL applicable boxes.

1 The instructions contain important information about completing this notice. Refer to them for more information about how to complete and lodge this notice.

Section A: Your details

1 Tax file number (TFN)

383 757 025

1 The ATO does not collect this information provided on this form. This form is to assist you in providing details to your super fund. Your super fund is authorised to request your personal details, including your TFN, under the *Superannuation Industry (Supervision) Act 1993*, the *Income Tax Assessment Act 1997* and the *Taxation Administration Act 1953*. It is not an offence not to provide your TFN. However, if you do not provide your TFN, and your super fund doesn't already hold your TFN, they will not be permitted to accept the contribution(s) covered by this notice. For more information about your privacy please contact the entity you are providing this form to.

2 Name

Title: Mr Mrs Miss Ms Other

Family name
ELLIOTT

First given name
KIM
Other given names
JAMES CLEAVER

3 Date of birth 16 / 07 / 1984

4 Current postal address

41 WATTLE STREET

Suburb/town/locality
O'CONNOR

State/territory
ACT

Postcode
2602

5 Daytime phone number (include area code) 0447844202

Section B: Super fund's details

6 Fund name

ELLIOTT FAMILY SUPER FUND

7 Fund Australian business number (ABN) 12 966 002 030

8 Member account number 3

9 Unique Superannuation Identifier (USI) (if known)

Section C: Contribution details

10 Personal contribution details

Is this notice varying an earlier notice? No Yes

If you answered 'No' complete the **Original Notice to Claim a Tax Deduction** section below.
If you answered 'Yes' complete the **Variation of previous valid notice of intent** section below.

ORIGINAL NOTICE TO CLAIM A TAX DEDUCTION

11 Financial year ended 30 June 2020

12 My personal contributions to this fund in the above financial year \$ 10,000.00

13 The amount of these personal contributions I will be claiming as a tax deduction \$ 10,000.00

Section D: Declaration

This form has a declaration where you say the information in it is correct and complete. Please review the information before you sign the declaration. If you provide false or misleading information, or fail to take reasonable care, you may be liable to administrative penalties imposed by taxation law.

INTENTION TO CLAIM A TAX DEDUCTION

1 Complete this declaration if you have not previously lodged a valid notice with your super fund for these contributions.

I declare that at the time of lodging this notice:

- I intend to claim the personal contributions stated as a tax deduction
- I am a current member of the identified super fund
- the identified super fund currently holds these contributions and has not begun to pay a superannuation income stream based in whole or part on these contributions
- I have not included any of the contributions in an earlier valid notice.

I declare that I am lodging this notice at the earlier of either:

- before the end of the day that I lodged my income tax return for the income year in which the personal contributions were made, or
- before the end of the income year following the year in which the contribution was made.

I declare that the information given on this notice is correct and complete.

Name (Print in BLOCK LETTERS)

KIM ELLIOTT

Signature

Date

26 / 05 / 2020

2 Send your completed notice to your super fund. Do not send it to us. The information on this notice is for you and your super fund. We don't collect this information; we only provide a format for you to provide the information to your super fund.

VARIATION OF PREVIOUS VALID NOTICE OF INTENT

14 Financial year ended 30 June 20

15 My personal contributions to this fund in the above financial year \$

16 The amount of these personal contributions claimed in my original notice of intent \$

17 The amount of these personal contributions I will now be claiming as a tax deduction \$

Notice of intent to claim or vary a deduction for personal super contributions

COMPLETING THIS STATEMENT

- Print clearly using a black pen only.
- Use BLOCK LETTERS and print one character per box.
- Place in ALL applicable boxes.

The instructions contain important information about completing this notice. Refer to them for more information about how to complete and lodge this notice.

Section A: Your details

1 Tax file number (TFN)

583 757 025

The ATO does not collect this information provided on this form. This form is to assist you in providing details to your super fund. Your super fund is authorised to request your personal details, including your TFN, under the *Superannuation Industry (Supervision) Act 1993*, the *Income Tax Assessment Act 1997* and the *Taxation Administration Act 1953*. It is not an offence not to provide your TFN. However, if you do not provide your TFN, and your super fund doesn't already hold your TFN, they will not be permitted to accept the contribution(s) covered by this notice. For more information about your privacy please contact the entity you are providing this form to.

2 Name

Title: Mr Mrs Miss Ms Other

Family name
ELLIOTT

First given name
KIM
Other given names
JAMES CLEARVER

3 Date of birth 16 / 07 / 1984

4 Current postal address

41 WAITLE STREET

Suburb/town/locality
D'COMBOR
Country if outside of Australia
CANBERRA
State/territory
ACT
Postcode
2602

5 Daytime phone number (include area code) 0447844202

Section B: Super fund's details

6 Fund name

ELLIOTT FAMILY SUPER FUND

7 Fund Australian business number (ABN) 12 966 002 030

8 Member account number 3

9 Unique Superannuation Identifier (USI) (if known)

Section C: Contribution details

10 Personal contribution details

Is this notice varying an earlier notice? No Yes

If you answered 'No' complete the **Original Notice to Claim a Tax Deduction** section below.
If you answered 'Yes' complete the **Variation of previous valid notice of intent** section below.

ORIGINAL NOTICE TO CLAIM A TAX DEDUCTION

11 Financial year ended 30 June 2021

12 My personal contributions to this fund in the above financial year \$ 10,000.00

13 The amount of these personal contributions I will be claiming as a tax deduction \$ 10,000.00

Section D: Declaration

This form has a declaration where you say the information in it is correct and complete. Please review the information before you sign the declaration. If you provide false or misleading information, or fail to take reasonable care, you may be liable to administrative penalties imposed by taxation law.

INTENTION TO CLAIM A TAX DEDUCTION

Complete this declaration if you have not previously lodged a valid notice with your super fund for these contributions.

I declare that at the time of lodging this notice:

- I intend to claim the personal contributions stated as a tax deduction
- I am a current member of the identified super fund
- the identified super fund currently holds these contributions and has not begun to pay a superannuation income stream based in whole or part on these contributions
- I have not included any of the contributions in an earlier valid notice.

I declare that I am lodging this notice at the earlier of either:

- before the end of the day that I lodged my income tax return for the income year in which the personal contributions were made, or
 - before the end of the income year following the year in which the contribution was made.
- I declare that the information given on this notice is correct and complete.

Name (Print in BLOCK LETTERS)

KIM ELLIOTT

Signature

[Handwritten Signature]

Date
Day Month Year
21 / 07 / 2021

Send your completed notice to your super fund. Do not send it to us. The information on this notice is for you and your super fund. We don't collect this information; we only provide a format for you to provide the information to your super fund.

VARIATION OF PREVIOUS VALID NOTICE OF INTENT

14 Financial year ended 30 June 20

15 My personal contributions to this fund in the above financial year \$

16 The amount of these personal contributions claimed in my original notice of intent \$

17 The amount of these personal contributions I will now be claiming as a tax deduction \$

**Elliott Family Super Fund
Deductions Notice Letter**

Hong Nhung Elliott, Cleaver John Elliott, Kim James Cleaver Elliott and Samuel John Alexander Elliott as trustee for Elliott Family Super Fund acknowledges that

Samuel John Alexander Elliott

has advised in writing in accordance with Section 290-170 of the Income Tax Assessment Act 1997 the intention to claim a tax deduction of

\$10000.00

for contributions paid in the year ended 30 June 2021. The Trustee has taken action to deduct the appropriate level of tax from the contributions claimed.



SIGN HERE

Samuel John Alexander Elliott

Date: 30/6/2022

DATE HERE

**** IMPORTANT INFORMATION - PLEASE READ THE FOLLOWING CAREFULLY ****

If your records confirm the above amount claimed no action on your behalf is required. Retain this acknowledgement with your taxation records as it may be requested by the Australian Taxation Office to substantiate your tax deduction for Superannuation Contributions.

Otherwise: Complete the details below and return this form to the Trustee if:

1. The amount shown above is not the amount that will be claimed, or
2. The Australian Taxation Office disallows/reduces the amount you claim.

In terms of Section 290-170 of the Income Tax Assessment Act 1997 I advise that the amount I intend to claim as a tax deduction for the period 01 July 2020 to 30 June 2021 is: \$ _____

Samuel John Alexander Elliott

Date: / /

**Elliott Family Super Fund
Deductions Notice Letter**


Hong Nhung Elliott, Cleaver John Elliott, Kim James Cleaver Elliott and Samuel John Alexander Elliott as trustee for Elliott Family Super Fund acknowledges that

Kim James Cleaver Elliott

has advised in writing in accordance with Section 290-170 of the Income Tax Assessment Act 1997 the intention to claim a tax deduction of

\$10000.00

for contributions paid in the year ended 30 June 2021. The Trustee has taken action to deduct the appropriate level of tax from the contributions claimed.



SIGN HERE

Kim James Cleaver Elliott

Date: 30 / 06 / 2022

DATE HERE

**** IMPORTANT INFORMATION - PLEASE READ THE FOLLOWING CAREFULLY ****

If your records confirm the above amount claimed no action on your behalf is required. Retain this acknowledgement with your taxation records as it may be requested by the Australian Taxation Office to substantiate your tax deduction for Superannuation Contributions.

Otherwise: Complete the details below and return this form to the Trustee if:

1. The amount shown above is not the amount that will be claimed, or
2. The Australian Taxation Office disallows/reduces the amount you claim.

In terms of Section 290-170 of the Income Tax Assessment Act 1997 I advise that the amount I intend to claim as a tax deduction for the period 01 July 2020 to 30 June 2021 is: \$ _____

Kim James Cleaver Elliott

Date: / /



Notice of intent to claim or vary a deduction for personal super contributions

COMPLETING THIS STATEMENT

- Print clearly using a black pen only.
- Use BLOCK LETTERS and print one character per box.
- Place in ALL applicable boxes.

1 The instructions contain important information about completing this notice. Refer to them for more information about how to complete and lodge this notice.

Section A: Your details

1 Tax file number (TFN)

688 115 248

1 The ATO does not collect this information provided on this form. This form is to assist you in providing details to your super fund. Your super fund is authorised to request your personal details, including your TFN, under the *Superannuation Industry (Supervision) Act 1993*, the *Income Tax Assessment Act 1997* and the *Taxation Administration Act 1953*. It is not an offence not to provide your TFN. However, if you do not provide your TFN, and your super fund doesn't already hold your TFN, they will not be permitted to accept the contribution(s) covered by this notice. For more information about your privacy please contact the entity you are providing this form to.

2 Name

Title: Mr Mrs Miss Ms Other

Family name

ELLIOTT

First given name

HONG

Other given names

NHUNG

3 Date of birth

04 / 05 / 1955

4 Current postal address

17 BURRA PLACE

BRADDON

Suburb/town/locality

CANBERRA

Country if outside of Australia

State/territory

ACT

(Australia only)

Postcode

2512

(Australia only)

5 Daytime phone number (include area code)

0422925534

Section B: Super fund's details

6 Fund name

ELLIOTT FAMILY SUPER FUND

7 Fund Australian business number (ABN)

12 988 002 030

8 Member account number

1

9 Unique Superannuation Identifier (USI) (if known)

Section C: Contribution details

10 Personal contribution details

Is this notice varying an earlier notice? No Yes

If you answered 'No' complete the Original Notice to Claim a Tax Deduction section below.
If you answered 'Yes' complete the Variation of previous valid notice of intent section below.

ORIGINAL NOTICE TO CLAIM A TAX DEDUCTION

11 Financial year ended 30 June 20

21

12 My personal contributions to this fund in the above financial year

\$ 25,000.00

13 The amount of these personal contributions I will be claiming as a tax deduction

\$ 25,000.00

Section D: Declaration

This form has a declaration where you say the information in it is correct and complete. Please review the information before you sign the declaration. If you provide false or misleading information, or fail to take reasonable care, you may be liable to administrative penalties imposed by taxation law.

INTENTION TO CLAIM A TAX DEDUCTION

1 Complete this declaration if you have not previously lodged a valid notice with your super fund for these contributions.

I declare that at the time of lodging this notice:

- I intend to claim the personal contributions stated as a tax deduction
- I am a current member of the identified super fund
- the identified super fund currently holds these contributions and has not begun to pay a superannuation income stream based in whole or part on these contributions
- I have not included any of the contributions in an earlier valid notice.

I declare that I am lodging this notice at the earlier of either:

- before the end of the day that I lodged my income tax return for the income year in which the personal contributions were made, or
 - before the end of the income year following the year in which the contribution was made.
- I declare that the information given on this notice is correct and complete.

Name (Print in BLOCK LETTERS)

HONG NHUNG ELLIOTT

Signature

Date

14 / 07 / 2021

2 Send your completed notice to your super fund. Do not send it to us. The information on this notice is for you and your super fund. We don't collect this information; we only provide a format for you to provide the information to your super fund.

VARIATION OF PREVIOUS VALID NOTICE OF INTENT

14 Financial year ended 30 June 20

15 My personal contributions to this fund in the above financial year

\$

16 The amount of these personal contributions claimed in my original notice of intent

\$

17 The amount of these personal contributions I will now be claiming as a tax deduction

\$

Notice of intent to claim or vary a deduction for personal super contributions

COMPLETING THIS STATEMENT

- Print clearly using a black pen only.
- Use BLOCK LETTERS and print one character per box.
- Place in ALL applicable boxes.

1 The instructions contain important information about completing this notice. Refer to them for more information about how to complete and lodge this notice.

Section A: Your details

1 Tax file number (TFN)

8 1 2 4 2 0 7 7 7

1 The ATO does not collect this information provided on this form. This form is to assist you in providing details to your super fund. Your super fund is authorised to request your personal details, including your TFN, under the *Superannuation Industry (Supervision) Act 1993*, the *Income Tax Assessment Act 1997* and the *Taxation Administration Act 1953*. It is not an offence not to provide your TFN. However, if you do not provide your TFN, and your super fund doesn't already hold your TFN, they will not be permitted to accept the contribution(s) covered by this notice. For more information about your privacy please contact the entity you are providing this form to.

2 Name

Title: Mr Mrs Miss Ms Other

Family name
L L C L O 7 7

First given name
S A M U E L
Other given names
J O H N A L E X A N D E R

3 Date of birth Day: 20 / Month: 07 / Year: 1989

4 Current postal address

3 4 H O L M A N S T R E E T

Suburb/town/locality
C U S T I N
State/territory
ACT
Postcode
2 6 0 5

5 Daytime phone number (include area code) 0 4 0 1 3 8 7 3 3 7

Section B: Super fund's details

6 Fund name

E L L O T T F A M I L Y S U P E R F U N D

7 Fund Australian business number (ABN) 1 2 9 6 6 0 0 2 0 3 0

8 Member account number 4

9 Unique Superannuation Identifier (USI) (if known)

Section C: Contribution details

10 Personal contribution details

Is this notice varying an earlier notice? No Yes

If you answered 'No' complete the **Original Notice to Claim a Tax Deduction** section below.
If you answered 'Yes' complete the **Variation of previous valid notice of intent** section below.

ORIGINAL NOTICE TO CLAIM A TAX DEDUCTION

11 Financial year ended 30 June 20 21

12 My personal contributions to this fund in the above financial year \$ 1 0 0 0 0 0

13 The amount of these personal contributions I will be claiming as a tax deduction \$ 1 0 0 0 0 0

Section D: Declaration

This form has a declaration where you say the information in it is correct and complete. Please review the information before you sign the declaration. If you provide false or misleading information, or fail to take reasonable care, you may be liable to administrative penalties imposed by taxation law.

INTENTION TO CLAIM A TAX DEDUCTION

1 Complete this declaration if you have **not** previously lodged a valid notice with your super fund for these contributions.

I declare that at the time of lodging this notice:

- I intend to claim the personal contributions stated as a tax deduction
- I am a current member of the identified super fund
- the identified super fund currently holds these contributions and has not begun to pay a superannuation income stream based in whole or part on these contributions
- I have not included any of the contributions in an earlier valid notice.

I declare that I am lodging this notice at the earlier of either:

- before the end of the day that I lodged my income tax return for the income year in which the personal contributions were made, or
- before the end of the income year following the year in which the contribution was made.

I declare that the information given on this notice is correct and complete.

Name (Print in BLOCK LETTERS)

S A M U E L E L L O T T

Signature



Date

Day: 02 / Month: 07 / Year: 2021

2 Send your completed notice to your super fund. Do not send it to us. The information on this notice is for you and your super fund. We don't collect this information; we only provide a format for you to provide the information to your super fund.

VARIATION OF PREVIOUS VALID NOTICE OF INTENT

14 Financial year ended 30 June 20

15 My personal contributions to this fund in the above financial year \$

16 The amount of these personal contributions claimed in my original notice of intent \$

17 The amount of these personal contributions I will now be claiming as a tax deduction \$

24700 - Changes in Market Values of Investments

2021 Financial Year

Preparer Shelley Lian

Reviewer Steven Lee

Status Ready for Review

Account Code	Description	CY Balance	LY Balance	Change
24700	Changes in Market Values of Investments	(\$515,478.69)	(\$8,648.17)	5860.55%
TOTAL		CY Balance	LY Balance	
		(\$515,478.69)	(\$8,648.17)	

Supporting Documents

- Realised Capital Gain Report [Report](#)
- Market Movement [Report](#)
- Net Capital Gains Reconciliation [Report](#)

Standard Checklist

- Attach copies of Source Documentation (Contract Notes, Broker Statements, Chess Statements, Contracts of Sale, Managed Fund Statements etc)
- Attach copy of Market Movement report
- Attach copy of Net Capital Gains Reconciliation
- Attach copy of Realised Capital Gain Report
- Ensure all Asset Disposals have been entered
- Ensure all Market Values have been entered for June 30
- Ensure all Tax Deferred Distributions have been entered

Elliott Family Super Fund

Market Movement Report

As at 30 June 2021

Investment	Date	Description	Unrealised				Realised			Total
			Units	Accounting Cost Movement	Market Movement	Depreciation	Balance	Consideration	Accounting Cost Base	
AGL.AXW - AGL Energy Limited.										
	01/07/2020	Opening Balance	1,500.00	0.00	0.00	0.00	25,575.00	0.00	0.00	0.00
	30/06/2021	Revaluation	0.00	0.00	(13,275.00)	0.00	12,300.00	0.00	0.00	0.00
	30/06/2021		1,500.00	0.00	(13,275.00)	0.00	12,300.00	0.00	0.00	0.00
AST.AX - Ausnet Services Limited										
	01/07/2020	Opening Balance	4,701.00	0.00	0.00	0.00	7,850.67	0.00	0.00	0.00
	17/12/2020	Purchase	123.00	223.30	0.00	0.00	8,073.97	0.00	0.00	0.00
	24/06/2021	Purchase	133.00	229.09	0.00	0.00	8,303.06	0.00	0.00	0.00
	30/06/2021	Revaluation	0.00	0.00	371.69	0.00	8,674.75	0.00	0.00	0.00
	30/06/2021		4,957.00	452.39	371.69	0.00	8,674.75	0.00	0.00	0.00
BFG.AX - Bell Financial Group Limited										
	01/07/2020	Opening Balance	12,000.00	0.00	0.00	0.00	14,040.00	0.00	0.00	0.00
	30/06/2021	Revaluation	0.00	0.00	7,380.00	0.00	21,420.00	0.00	0.00	0.00
	30/06/2021		12,000.00	0.00	7,380.00	0.00	21,420.00	0.00	0.00	0.00
BLUEBELL - 9/54 Bluebell Street O'Conner										
	01/07/2020	Opening Balance	1.00	0.00	0.00	0.00	750,000.00	0.00	0.00	0.00
	30/06/2021	Depreciation	0.00	0.00	0.00	(249.76)	749,750.24	0.00	0.00	0.00
	30/06/2021	Revaluation	0.00	0.00	(119,750.24)	0.00	630,000.00	0.00	0.00	0.00
	30/06/2021	Revaluation	0.00	0.00	0.00	0.00	630,000.00	0.00	0.00	0.00
	30/06/2021		1.00	0.00	(119,750.24)	(249.76)	630,000.00	0.00	0.00	0.00
EHE.AX - Estia Health Limited										
	01/07/2020	Opening Balance	4,000.00	0.00	0.00	0.00	6,140.00	0.00	0.00	0.00
	30/06/2021	Revaluation	0.00	0.00	3,740.00	0.00	9,880.00	0.00	0.00	0.00
	30/06/2021		4,000.00	0.00	3,740.00	0.00	9,880.00	0.00	0.00	0.00
ELLFY001_AIRCONDITIO - Air Conditioning - ACT										
	01/07/2020	Opening Balance	1.00	0.00	0.00	0.00	2,828.66	0.00	0.00	0.00
	30/06/2021	Depreciation	0.00	0.00	0.00	(505.50)	2,323.16	0.00	0.00	0.00
	30/06/2021		1.00	0.00	0.00	(505.50)	2,323.16	0.00	0.00	0.00
ELLFY001_EXTENSIONRE - Extension Renovation										
	01/07/2020	Opening Balance	1.00	0.00	0.00	0.00	37,103.56	0.00	0.00	0.00
	30/06/2021		1.00	0.00	0.00	0.00	37,103.56	0.00	0.00	0.00

Elliott Family Super Fund

Market Movement Report

As at 30 June 2021

Investment	Date	Description	Unrealised				Realised			Total
			Units	Accounting Cost Movement	Market Movement	Depreciation	Balance	Consideration	Accounting Cost Base	
ELLFY001_FITTINGS-LO - Fittings - Low value Pool Capital Improvements										
	01/07/2020	Opening Balance	1.00	0.00	0.00	0.00	0.00	0.00	0.00	0.00
	30/06/2021		1.00	0.00	0.00	0.00	0.00	0.00	0.00	0.00
ELLFY001_KITCHENRENO - Kitchen Renovation										
	01/07/2020	Opening Balance	1.00	0.00	0.00	0.00	3,156.30	0.00	0.00	0.00
	30/06/2021		1.00	0.00	0.00	0.00	3,156.30	0.00	0.00	0.00
ELLFY001_LOWVALUEPOO - Low value Pool										
	01/07/2020	Opening Balance	1.00	0.00	0.00	0.00	404.00	0.00	0.00	0.00
	30/06/2021	Depreciation	0.00	0.00	0.00	(151.50)	252.50	0.00	0.00	0.00
	30/06/2021		1.00	0.00	0.00	(151.50)	252.50	0.00	0.00	0.00
GNG.AX - Gr Engineering Services Limited										
	01/07/2020	Opening Balance	6,300.00	0.00	0.00	0.00	4,536.00	0.00	0.00	0.00
	30/06/2021	Revaluation	0.00	0.00	4,914.00	0.00	9,450.00	0.00	0.00	0.00
	30/06/2021		6,300.00	0.00	4,914.00	0.00	9,450.00	0.00	0.00	0.00
HLS.AX - Healius Limited										
	01/07/2020	Opening Balance	6,000.00	0.00	0.00	0.00	18,300.00	0.00	0.00	0.00
	30/06/2021	Revaluation	0.00	0.00	9,480.00	0.00	27,780.00	0.00	0.00	0.00
	30/06/2021		6,000.00	0.00	9,480.00	0.00	27,780.00	0.00	0.00	0.00
LYC.AX - Lynas Rare Earths Limited										
	01/07/2020	Opening Balance	9,500.00	0.00	0.00	0.00	18,382.50	0.00	0.00	0.00
	30/06/2021	Revaluation	0.00	0.00	35,862.50	0.00	54,245.00	0.00	0.00	0.00
	30/06/2021		9,500.00	0.00	35,862.50	0.00	54,245.00	0.00	0.00	0.00
MTS.AX - Metcash Limited - Ordinary Fully Paid										
	01/07/2020	Opening Balance	2,245.00	0.00	0.00	0.00	6,106.40	0.00	0.00	0.00
	30/06/2021	Revaluation	0.00	0.00	2,851.15	0.00	8,957.55	0.00	0.00	0.00
	30/06/2021		2,245.00	0.00	2,851.15	0.00	8,957.55	0.00	0.00	0.00
MYX.AX - Mayne Pharma Group Limited										
	01/07/2020	Opening Balance	4,400.00	0.00	0.00	0.00	1,694.00	0.00	0.00	0.00
	30/06/2021	Revaluation	0.00	0.00	(286.00)	0.00	1,408.00	0.00	0.00	0.00
	30/06/2021		4,400.00	0.00	(286.00)	0.00	1,408.00	0.00	0.00	0.00

Elliott Family Super Fund

Market Movement Report

As at 30 June 2021

Investment	Date	Description	Unrealised				Realised			Total
			Units	Accounting Cost Movement	Market Movement	Depreciation	Balance	Consideration	Accounting Cost Base	
NAB.AX - National Australia Bank Limited										
	01/07/2020	Opening Balance	895.00	0.00	0.00	0.00	16,306.90	0.00	0.00	0.00
	30/06/2021	Revaluation	0.00	0.00	7,160.00	0.00	23,466.90	0.00	0.00	0.00
	30/06/2021		895.00	0.00	7,160.00	0.00	23,466.90	0.00	0.00	0.00
NUF.AX - Nufarm Limited										
	01/07/2020	Opening Balance	2,500.00	0.00	0.00	0.00	10,225.00	0.00	0.00	0.00
	30/06/2021	Revaluation	0.00	0.00	1,225.00	0.00	11,450.00	0.00	0.00	0.00
	30/06/2021		2,500.00	0.00	1,225.00	0.00	11,450.00	0.00	0.00	0.00
PGC.AX - Paragon Care Limited										
	01/07/2020	Opening Balance	16,473.00	0.00	0.00	0.00	3,129.87	0.00	0.00	0.00
	30/06/2021	Revaluation	0.00	0.00	1,235.48	0.00	4,365.35	0.00	0.00	0.00
	30/06/2021		16,473.00	0.00	1,235.48	0.00	4,365.35	0.00	0.00	0.00
QAN.AX - Qantas Airways Limited										
	01/07/2020	Opening Balance	3,450.00	0.00	0.00	0.00	13,041.00	0.00	0.00	0.00
	30/06/2021	Revaluation	0.00	0.00	3,036.00	0.00	16,077.00	0.00	0.00	0.00
	30/06/2021		3,450.00	0.00	3,036.00	0.00	16,077.00	0.00	0.00	0.00
RMD.AX - Resmed Inc										
	01/07/2020	Opening Balance	1,000.00	0.00	0.00	0.00	27,540.00	0.00	0.00	0.00
	30/06/2021	Revaluation	0.00	0.00	5,220.00	0.00	32,760.00	0.00	0.00	0.00
	30/06/2021		1,000.00	0.00	5,220.00	0.00	32,760.00	0.00	0.00	0.00
SGM.AX - Sims Metal Management Limited										
	01/07/2020	Opening Balance	900.00	0.00	0.00	0.00	7,137.00	0.00	0.00	0.00
	30/06/2021	Revaluation	0.00	0.00	7,803.00	0.00	14,940.00	0.00	0.00	0.00
	30/06/2021		900.00	0.00	7,803.00	0.00	14,940.00	0.00	0.00	0.00
SHSAELICOMPUTER1 - Other Asset - New Computer										
	22/02/2021	Purchase	1.00	536.88	0.00	0.00	536.88	0.00	0.00	0.00
	30/06/2021	Depreciation	0.00	0.00	0.00	(47.44)	489.44	0.00	0.00	0.00
	30/06/2021		1.00	536.88	0.00	(47.44)	489.44	0.00	0.00	0.00
SHSFELFDSWSH - Dishwasher										
	01/07/2020	Opening Balance	1.00	0.00	0.00	0.00	1,198.59	0.00	0.00	0.00
	30/06/2021	Depreciation	0.00	0.00	0.00	(149.88)	1,048.71	0.00	0.00	0.00
	30/06/2021		1.00	0.00	0.00	(149.88)	1,048.71	0.00	0.00	0.00

Elliott Family Super Fund

Market Movement Report

As at 30 June 2021

Investment	Date	Description	Unrealised				Realised			Total
			Units	Accounting Cost Movement	Market Movement	Depreciation	Balance	Consideration	Accounting Cost Base	
SHYBHERVEY - 661 Charlton Esplanade, Hervey Bay										
	01/07/2020	Opening Balance	1.00	0.00	0.00	0.00	420,000.00	0.00	0.00	0.00
	30/06/2021	Revaluation	0.00	0.00	355,806.88	0.00	775,806.88	0.00	0.00	0.00
	30/06/2021	Revaluation	0.00	0.00	(806.88)	0.00	775,000.00	0.00	0.00	0.00
	30/06/2021	Revaluation	0.00	0.00	0.00	0.00	775,000.00	0.00	0.00	0.00
	30/06/2021		1.00	0.00	355,000.00	0.00	775,000.00	0.00	0.00	0.00
SHYBTAVISTOCK - 1 Tavistock Palms 13 Tavistock Street Torquay										
	01/07/2020	Opening Balance	1.00	0.00	0.00	0.00	315,000.00	0.00	0.00	0.00
	30/06/2021	Depreciation	0.00	0.00	0.00	(2,098.71)	312,901.29	0.00	0.00	0.00
	30/06/2021	Revaluation	0.00	0.00	162,098.71	0.00	475,000.00	0.00	0.00	0.00
	30/06/2021	Revaluation	0.00	0.00	0.00	0.00	475,000.00	0.00	0.00	0.00
	30/06/2021		1.00	0.00	162,098.71	(2,098.71)	475,000.00	0.00	0.00	0.00
TCL.AX1 - Transurban Group										
	01/07/2020	Opening Balance	4,000.00	0.00	0.00	0.00	56,520.00	0.00	0.00	0.00
	30/06/2021	Revaluation	0.00	0.00	400.00	0.00	56,920.00	0.00	0.00	0.00
	30/06/2021		4,000.00	0.00	400.00	0.00	56,920.00	0.00	0.00	0.00
TGR.AX - Tassal Group Limited										
	01/07/2020	Opening Balance	3,000.00	0.00	0.00	0.00	10,350.00	0.00	0.00	0.00
	30/06/2021	Revaluation	0.00	0.00	390.00	0.00	10,740.00	0.00	0.00	0.00
	30/06/2021		3,000.00	0.00	390.00	0.00	10,740.00	0.00	0.00	0.00
TLS.AX - Telstra Corporation Limited.										
	01/07/2020	Opening Balance	7,100.00	0.00	0.00	0.00	22,223.00	0.00	0.00	0.00
	30/06/2021	Revaluation	0.00	0.00	4,473.00	0.00	26,696.00	0.00	0.00	0.00
	30/06/2021		7,100.00	0.00	4,473.00	0.00	26,696.00	0.00	0.00	0.00
VCX.AX - Vicinity Centres										
	01/07/2020	Opening Balance	4,000.00	0.00	0.00	0.00	5,720.00	0.00	0.00	0.00
	30/06/2021	Revaluation	0.00	0.00	460.00	0.00	6,180.00	0.00	0.00	0.00
	30/06/2021		4,000.00	0.00	460.00	0.00	6,180.00	0.00	0.00	0.00
WBC.AX - Westpac Banking Corporation										
	01/07/2020	Opening Balance	2,567.00	0.00	0.00	0.00	46,077.65	0.00	0.00	0.00
	18/12/2020	Purchase	41.00	795.77	0.00	0.00	46,873.42	0.00	0.00	0.00
	25/06/2021	Purchase	58.00	1,512.64	0.00	0.00	48,386.06	0.00	0.00	0.00
	30/06/2021	Revaluation	0.00	0.00	20,423.40	0.00	68,809.46	0.00	0.00	0.00

Elliott Family Super Fund
Market Movement Report

As at 30 June 2021

Investment	Date	Description	Unrealised				Realised			Total
			Units	Accounting Cost Movement	Market Movement	Depreciation	Balance	Consideration	Accounting Cost Base	
	30/06/2021		2,666.00	2,308.41	20,423.40	0.00	68,809.46	0.00	0.00	0.00
WES.AX - Wesfarmers Limited										
	01/07/2020	Opening Balance	800.00	0.00	0.00	0.00	35,864.00	0.00	0.00	0.00
	30/06/2021	Revaluation	0.00	0.00	11,416.00	0.00	47,280.00	0.00	0.00	0.00
	30/06/2021		800.00	0.00	11,416.00	0.00	47,280.00	0.00	0.00	0.00
WPP.AX - WPP Aunz Ltd										
	01/07/2020	Opening Balance	17,500.00	0.00	0.00	0.00	4,900.00	0.00	0.00	0.00
	18/05/2021	Merger	(17,500.00)	(9,377.39)	0.00	0.00	(4,477.39)	8,750.00	9,377.39	(627.39)
	30/06/2021	Revaluation	0.00	0.00	4,477.39	0.00	0.00	0.00	0.00	0.00
	30/06/2021		0.00	(9,377.39)	4,477.39	0.00	0.00	8,750.00	9,377.39	(627.39)
Total Market Movement					516,106.08					(627.39)
										515,478.69

Elliott Family Super Fund

Capital Gains Reconciliation Report

For The Period 01 July 2020 - 30 June 2021

	Total	Discounted	Indexed	Other	Notional
Losses available to offset					
Carried forward from prior losses	0.00				
Carried forward from prior losses - Collectables	0.00				
Current year capital losses	627.39				
Current year capital losses - Collectables	0.00				
Total Losses Available	627.39				
Total Losses Available - Collectables	0.00				
Capital Gains					
Capital gains from disposal of assets	0.00	0.00	0.00	0.00	0.00
Capital gains from disposal of assets - Collectables	0.00	0.00	0.00	0.00	0.00
Capital gains from trust distributions	14.10	14.10	0.00	0.00	0.00
Capital Gains Before Losses applied	14.10	14.10	0.00	0.00	0.00
Losses and discount applied					
Losses applied	14.10	14.10	0.00	0.00	0.00
Losses applied - Collectables	0.00	0.00	0.00	0.00	0.00
Capital gains after losses applied	0.00	0.00	0.00	0.00	0.00
Capital gains after losses applied - Collectables	0.00	0.00	0.00	0.00	0.00
CGT Discount applied	0.00				
CGT Discount applied - Collectables	0.00				

Elliott Family Super Fund

Capital Gains Reconciliation Report

For The Period 01 July 2020 - 30 June 2021

	Total	Discounted	Indexed	Other	Notional
Net Capital Gain					
Net capital gain	0.00				
Net capital gain - Collectables	0.00				
Total Net Capital Gain (11A)	0.00				
Net Capital Losses Carried Forward to later income					
Net Capital Losses Carried Forward to later income years	613.29				
Net Capital Losses Carried Forward to later income years - Collectables	0.00				
Total Net Capital Losses Carried Forward to later income years (14V)	613.29				

Note

Refer to Realised Gains Report for details of Disposals at a Security level

Refer to Distribution Reconciliation Report for Trust Distribution details at a Security level

Elliott Family Super Fund

Realised Capital Gains Report

For The Period 01 July 2020 - 30 June 2021

Investment		Accounting Treatment				Tax Treatment						
Purchase Contract Date	Disposal Contract Date	Units	Cost	Proceeds	Accounting Profit/(Loss)	Adjusted Cost Base	Reduced Cost Base	Indexed Cost Base	Indexed Gains	Discounted Gains (Gross)	Other Gains	Capital Loss
Shares in Listed Companies (Australian)												
VCX.AX - Vicinity Centres												
		0.00	0.00	0.00	0.00	0.00	0.00	0.00	0.00	14.10	0.00	0.00
		0.00	0.00	0.00	0.00	0.00	0.00	0.00	0.00	14.10	0.00	0.00
WPP.AX - WPP Aunz Ltd												
19/02/2019	18/05/2021	188.00	9,377.39	8,750.00	(627.39)	115.58	115.58	0.00	0.00	0.00	0.00	(21.58)
21/02/2019	18/05/2021	14,408.00	0.00	0.00	0.00	7,708.20	7,708.20	0.00	0.00	0.00	0.00	(504.20)
20/02/2019	18/05/2021	2,904.00	0.00	0.00	0.00	1,553.61	1,553.61	0.00	0.00	0.00	0.00	(101.61)
		17,500.00	9,377.39	8,750.00	(627.39)	9,377.39	9,377.39	0.00	0.00	0.00	0.00	(627.39)
		17,500.00	9,377.39	8,750.00	(627.39)	9,377.39	9,377.39	0.00	0.00	14.10	0.00	(627.39)
		17,500.00	9,377.39	8,750.00	(627.39)	9,377.39	9,377.39	0.00	0.00	14.10	0.00	(627.39)

24800 - Changes in Market Values of Other Assets

2021 Financial Year

Preparer Shelley Lian

Reviewer Steven Lee

Status Completed

Account Code	Description	CY Balance	LY Balance	Change
24800	Changes in Market Values of Other Assets		\$194.50	100%
TOTAL		CY Balance	LY Balance	
			\$194.50	

Supporting Documents

- General Ledger [Report](#)

Standard Checklist

- Attach all supporting Documentation
- Has the Fund received any non-arm's length income? If so, it may be taxed at 47%

Elliott Family Super Fund

General Ledger

As at 30 June 2021

Transaction Date	Description	Units	Debit	Credit	Balance \$
					0.00 DR

Total Debits: 0.00

Total Credits: 0.00

25000 - Interest Received

2021 Financial Year

Preparer Shelley Lian

Reviewer Steven Lee

Status Completed

Account Code	Description	CY Balance	LY Balance	Change
ANZ300876274	ANZ Business Premium Saver 3008-76274	(\$147.16)	(\$129.59)	13.56%
ANZ453231207	ANZ Business Online Saver 4532-31207	(\$33.05)		100%
ANZ484484805	ANZ Cash Investment Acct 4844-84805		(\$0.04)	100%
ANZ909756205	ANZ V2 Plus 9097-56205	(\$10.67)	(\$33.99)	(68.61)%
ANZ976066108	ANZ Term Deposit 976066108	(\$3,309.04)		100%
ANZNBFI010634012	Bell Potter Direct Cash Account	(\$26.67)	(\$183.17)	(85.44)%
SHKDTD1027	ANZ Term Deposit ***707		(\$7,644.00)	100%
SHKDTD1030	ANZ Term Deposit ***108		(\$3,300.00)	100%
TOTAL		CY Balance	LY Balance	
		(\$3,526.59)	(\$11,290.79)	

Supporting Documents

- Interest Reconciliation Report [Report](#)

Standard Checklist

- Attach Interest Reconciliation Report
- Ensure all interest has been recorded from Bank Statements
- Review Statements to ensure all TFN withheld has been input

Elliott Family Super Fund

Interest Reconciliation Report

For The Period 01 July 2020 - 30 June 2021

Date	Payment Amount	Gross Interest	TFN Withheld	Foreign Income	Foreign Credits
Bank Accounts					
ANZ300876274 ANZ Business Premium Saver 3008-76274					
31/07/2020	12.40	12.40			
31/08/2020	12.50	12.50			
30/09/2020	12.10	12.10			
30/10/2020	12.11	12.11			
30/11/2020	12.50	12.50			
31/12/2020	12.51	12.51			
29/01/2021	11.70	11.70			
26/02/2021	11.30	11.30			
31/03/2021	13.32	13.32			
30/04/2021	12.10	12.10			
31/05/2021	12.51	12.51			
30/06/2021	12.11	12.11			
	147.16	147.16			
ANZ453231207 ANZ Business Online Saver 4532-31207					
31/12/2020	2.60	2.60			
29/01/2021	3.98	3.98			
26/02/2021	3.84	3.84			
31/03/2021	4.53	4.53			
30/04/2021	4.11	4.11			
14/07/2022	15:10:23				

Elliott Family Super Fund
Interest Reconciliation Report

For The Period 01 July 2020 - 30 June 2021

Date	Payment Amount	Gross Interest	TFN Withheld	Foreign Income	Foreign Credits
31/05/2021	5.76	5.76			
30/06/2021	8.23	8.23			
	33.05	33.05			
ANZ909756205 ANZ V2 Plus 9097-56205					
01/07/2020	1.71	1.71			
01/10/2020	3.42	3.42			
01/01/2021	3.31	3.31			
01/04/2021	2.23	2.23			
	10.67	10.67			
ANZ976066108 ANZ Term Deposit 976066108					
27/07/2020	3,309.04	3,309.04			
	3,309.04	3,309.04			
ANZNBFI010634012 Bell Potter Direct Cash Account					
30/06/2021	26.67	26.67			
	26.67	26.67			
	3,526.59	3,526.59			
TOTAL	3,526.59	3,526.59			

Tax Return Reconciliation

	Totals	Tax Return Label
Gross Interest	3,526.59	11C

28000 - Property Income

2021 Financial Year

Preparer Shelley Lian

Reviewer Steven Lee

Status Completed

Account Code	Description	CY Balance	LY Balance	Change
BLUEBELL	9/54 Bluebell Street O'Conner	(\$50,612.50)	(\$48,080.00)	5.27%
SHYBHERVEY	661 Charlton Esplanade, Hervey Bay	(\$19,620.00)	(\$19,771.60)	(0.77)%
SHYBTAVISTOCK	1 Tavistock Palms 13 Tavistock Street Torquay	(\$16,490.00)	(\$16,380.00)	0.67%
TOTAL		CY Balance	LY Balance	
		(\$86,722.50)	(\$84,231.60)	

Supporting Documents

- General Ledger [Report](#)
- 20-21 FY Rental Summary.pdf
- Clt_acct_work.xls [BLUEBELL](#)
- 2022-06-16 10.51.11.pdf [SHYBHERVEY](#)

Standard Checklist

- Attach all source documentation e.g. Rental Statements, Lease Statements
- Attach Rental Property Statement Report

Elliott Family Super Fund

General Ledger

As at 30 June 2021

Transaction Date	Description	Units	Debit	Credit	Balance \$
Property Income (28000)					
<u>9/54 Bluebell Street O'Conner (BLUEBELL)</u>					
07/07/2020	DEPOSIT			1,060.00	1,060.00 CR
13/07/2020	DEPOSIT			940.00	2,000.00 CR
21/07/2020	DEPOSIT			1,060.00	3,060.00 CR
27/07/2020	DEPOSIT			940.00	4,000.00 CR
03/08/2020	DEPOSIT			1,060.00	5,060.00 CR
10/08/2020	DEPOSIT			940.00	6,000.00 CR
18/08/2020	DEPOSIT			1,060.00	7,060.00 CR
24/08/2020	DEPOSIT			940.00	8,000.00 CR
01/09/2020	DEPOSIT			1,060.00	9,060.00 CR
07/09/2020	DEPOSIT			940.00	10,000.00 CR
15/09/2020	DEPOSIT			1,060.00	11,060.00 CR
21/09/2020	DEPOSIT			940.00	12,000.00 CR
28/09/2020	DEPOSIT			1,060.00	13,060.00 CR
05/10/2020	DEPOSIT			940.00	14,000.00 CR
13/10/2020	DEPOSIT			1,060.00	15,060.00 CR
19/10/2020	DEPOSIT			940.00	16,000.00 CR
27/10/2020	DEPOSIT			1,060.00	17,060.00 CR
02/11/2020	DEPOSIT			940.00	18,000.00 CR
11/11/2020	DEPOSIT			1,060.00	19,060.00 CR
16/11/2020	DEPOSIT			940.00	20,000.00 CR
25/11/2020	DEPOSIT FROM DUC TRAN RENTCOVID			1,060.00	21,060.00 CR
30/11/2020	DEPOSIT			940.00	22,000.00 CR
08/12/2020	DEPOSIT			1,060.00	23,060.00 CR
15/12/2020	DEPOSIT			940.00	24,000.00 CR
21/12/2020	DEPOSIT			1,060.00	25,060.00 CR
29/12/2020	DEPOSIT			940.00	26,000.00 CR
04/01/2021	DEPOSIT			1,060.00	27,060.00 CR
12/01/2021	DEPOSIT			940.00	28,000.00 CR
20/01/2021	DEPOSIT FROM DUC TRAN RENTCOVID			1,060.00	29,060.00 CR
25/01/2021	DEPOSIT			940.00	30,000.00 CR
02/02/2021	DEPOSIT FROM DUC TRAN RENTCOVID			1,060.00	31,060.00 CR
08/02/2021	DEPOSIT			950.00	32,010.00 CR
16/02/2021	DEPOSIT FROM DUC TRAN RENTCOVID5			1,060.00	33,070.00 CR
22/02/2021	DEPOSIT			950.00	34,020.00 CR
01/03/2021	DEPOSIT FROM DUC TRAN RENTCOVID4			1,060.00	35,080.00 CR
09/03/2021	DEPOSIT			950.00	36,030.00 CR
16/03/2021	DEPOSIT			1,060.00	37,090.00 CR
22/03/2021	DEPOSIT			950.00	38,040.00 CR
31/03/2021	DEPOSIT			1,060.00	39,100.00 CR
07/04/2021	DEPOSIT			950.00	40,050.00 CR
12/04/2021	DEPOSIT			1,060.00	41,110.00 CR
22/04/2021	DEPOSIT			990.00	42,100.00 CR
26/04/2021	DEPOSIT FROM DUC TRAN RENTSOPHIEMICHAEL			960.00	43,060.00 CR
29/04/2021	DEPOSIT			990.00	44,050.00 CR

Elliott Family Super Fund

General Ledger

As at 30 June 2021

Transaction Date	Description	Units	Debit	Credit	Balance \$
10/05/2021	DEPOSIT			960.00	45,010.00 CR
17/05/2021	DEPOSIT			742.50	45,752.50 CR
24/05/2021	DEPOSIT			960.00	46,712.50 CR
08/06/2021	DEPOSIT			960.00	47,672.50 CR
10/06/2021	DEPOSIT			990.00	48,662.50 CR
22/06/2021	DEPOSIT			960.00	49,622.50 CR
24/06/2021	DEPOSIT			990.00	50,612.50 CR
				50,612.50	50,612.50 CR
<u>661 Charlton Esplanade, Hervey Bay (SHYBHERVEY)</u>					
31/07/2020	DEPOSIT FROM ADVANTAGE ONE CENTURY 21			1,151.65	1,151.65 CR
31/07/2020	DEPOSIT FROM ADVANTAGE ONE CENTURY 21			1,373.48	2,525.13 CR
31/08/2020	DEPOSIT FROM ADVANTAGE ONE CENTURY 21			1,290.66	3,815.79 CR
31/08/2020	DEPOSIT FROM ADVANTAGE ONE CENTURY 21			1,373.48	5,189.27 CR
30/09/2020	DEPOSIT FROM ADVANTAGE ONE CENTURY 21			1,151.65	6,340.92 CR
30/09/2020	DEPOSIT FROM ADVANTAGE ONE CENTURY 21			1,373.48	7,714.40 CR
30/10/2020	DEPOSIT FROM ADVANTAGE ONE CENTURY 21			1,151.65	8,866.05 CR
30/10/2020	DEPOSIT FROM ADVANTAGE ONE CENTURY 21			1,717.95	10,584.00 CR
30/11/2020	DEPOSIT FROM ADVANTAGE ONE CENTURY 21			1,373.48	11,957.48 CR
30/11/2020	DEPOSIT FROM ADVANTAGE ONE CENTURY 21			1,440.66	13,398.14 CR
31/12/2020	DEPOSIT FROM ADVANTAGE ONE CENTURY 21			2,062.42	15,460.56 CR
31/12/2020	DEPOSIT FROM ADVANTAGE ONE CENTURY 21			1,151.65	16,612.21 CR
29/01/2021	DEPOSIT FROM ADVANTAGE ONE CENTURY 21			702.67	17,314.88 CR
29/01/2021	DEPOSIT FROM ADVANTAGE ONE CENTURY 21			1,151.65	18,466.53 CR
26/02/2021	DEPOSIT FROM ADVANTAGE ONE CENTURY 21			1,096.65	19,563.18 CR
26/02/2021	DEPOSIT FROM ADVANTAGE ONE CENTURY 21			2,041.81	21,604.99 CR
31/03/2021	DEPOSIT FROM ADVANTAGE ONE CENTURY 21			1,409.74	23,014.73 CR
31/03/2021	DEPOSIT FROM ADVANTAGE ONE CENTURY 21			1,440.66	24,455.39 CR
30/04/2021	DEPOSIT FROM ADVANTAGE ONE CENTURY 21			1,170.00	25,625.39 CR
30/04/2021	DEPOSIT FROM ADVANTAGE ONE CENTURY 21			1,409.74	27,035.13 CR
31/05/2021	DEPOSIT FROM ADVANTAGE ONE CENTURY 21			1,409.74	28,444.87 CR
31/05/2021	DEPOSIT FROM ADVANTAGE ONE CENTURY 21			1,486.54	29,931.41 CR
30/06/2021	DEPOSIT FROM ADVANTAGE ONE CENTURY 21			1,188.35	31,119.76 CR
30/06/2021	DEPOSIT FROM ADVANTAGE ONE CENTURY 21			1,409.74	32,529.50 CR
30/06/2021	2021 gross up of rental income per financial year summary			1,962.27	34,491.77 CR
30/06/2021	2021 rental income		14,871.77		19,620.00 CR
			14,871.77	34,491.77	19,620.00 CR
<u>1 Tavistock Palms 13 Tavistock Street Torquay (SHYBTAVISTOCK)</u>					
30/06/2021	2021 rental income			14,871.77	14,871.77 CR

Elliott Family Super Fund

General Ledger

As at 30 June 2021

Transaction Date	Description	Units	Debit	Credit	Balance \$
30/06/2021	Gross up rental income per 2021 rental statement			1,618.23	16,490.00 CR
				16,490.00	16,490.00 CR
Total Debits:	14,871.77				
Total Credits:	101,594.27				

Q. 3

Century 21 at The Pier

Advantage One Pty. Ltd.
 A.B.N. 83 060 313 073 A.C.N. 060 313 073 Ph: 07 4125 3255
 2 Pier Street Fax:
 Urangan QLD 4655

Email: rentals.herveybay@century21.com.au

TO: Cleaver Elliott, Nhung Elliott for Elliott Fami
 17 Burra Place
 Braddon Act 2612

Financial Year Summary

For The Year Ending 2021

	Debits	Credits
<u>1/13 Tavistock Street, Torquay.</u>		
Income		
Rental Income		\$16,490.00
Other Income		\$0.00
Expenses		
Management Fees	\$1,360.43	
Plumbing Repairs	\$150.00	
Repairs & Maintenance	\$55.00	
<u>Other Items</u>		
Balance Carried Forward From Prior Year		\$0.00
Other Account Credits		\$0.00
Communication & Technology Fee	\$52.80	
Other Account Debits	\$0.00	
Total Payments To Owner	\$14,871.77	

Q. 3

Century 21 at The Pier

Advantage One Pty. Ltd.
 A.B.N. 83 060 313 073 A.C.N. 060 313 073 Ph: 07 4125 3255
 2 Pier Street Fax:
 Urangan QLD 4655

Email: rentals.herveybay@century21.com.au

TO: Cleaver Elliott, Nhung Elliott for Elliott Fami
 17 Burra Place
 Braddon ACT 2612

Financial Year Summary

For The Year Ending 2021

	Debits	Credits
<u>661 Esplanade, Urangan QLD 4655</u>		
Income		
Rental Income		\$19,620.00
Other Income		\$0.00
Expenses		
Management Fees	\$1,834.47	
Smoke Alarm	\$75.00	
<u>Other Items</u>		
Balance Carried Forward From Prior Year		\$0.00
Other Account Credits		\$0.00
Communication & Technology Fee	\$52.80	
Other Account Debits	\$0.00	
Total Payments To Owner	\$17,657.73	

Numbers Sheet Name

Numbers Table Name

Excel Worksheet Name

Numbers Sheet Name	Numbers Table Name	Excel Worksheet Name
Income	Table 1	Income
Expenses	Table 1	Expenses
Depreciation	Table 1	Depreciation
Assets	Table 1	Assets
Contribution	Table 1	Contribution

ELLIOTT FAMILY SUPER FUND			FY 2020-21	16/3/22				
ALL INCOME								
	Date	Type	Source	Amount		Source	Amount	
Jul. 20								
	3 Jul. 2020	Dividend	NAB	AUD 210.00				
	7 Jul. 2020	Rent	Bluebell- Duc	AUD 1060.00				
	13 Jul. 2020	Rent	Bluebell-Madison	AUD 940.00				
	21 Jul. 2020	Rent	Bluebell- Duc	AUD 1060.00				
	27 Jul. 2020	Rent	Bluebell-Madison	AUD 940.00				
	31 Jul. 2020	Rent	Esplanade	AUD 1373.48				
	31 Jul. 2020	Rent	Tavistock	AUD 1151.65				
Aug. 20								
	3 Aug. 2020	Rent	Bluebell- Duc	AUD 1060.00				
	5 Aug. 2020	Dividend	Metcash	AUD 145.93				
	10 Aug. 2020	Rent	Bluebell-Madison	AUD 940.00				
	14 Aug. 2020	Dividend	TCL	AUD 640.00				
	18 Aug. 2020	Rent	Bluebell- Duc	AUD 1060.00				
	24 Aug. 2020	Rent	Bluebell-Madison	AUD 940.00				
	31 Aug. 2020	Rent	Tavistock	AUD 1290.66				
	31 Aug. 2020	Rent	Esplanade	AUD 1373.48				
Sept 20								
	1 Sep. 2020	Rent	Bluebell-Duc	AUD 1060.00				
	7 Sep. 2020	Rent	Bluebell-Madison	AUD 940.00				
	13 Sep. 2020	Rent	Bluebell-Duc	AUD 1060.00				
	21 Sep. 2020	Rent	Bluebell-Madison	AUD 940.00				
	24 Sep. 2020	Dividend	Resmed	AUD 37.96				
	24 Sep. 2020	Dividend	TLS	AUD 568.00				
	28 Sep. 2020	Rent	Bluebell-Duc	AUD 1060.00				
	29 Sep. 2020	Dividend	Tassal	AUD 270.00				
	30 Sep. 2020	Dividend	Bell Direct	AUD 480.00				
	30 Sep. 2020	Rent	Tavistock	AUD 1151.65				
	30 Sep. 2019	Rent	Esplanade	AUD 1373.48				
Oct. 20								
	1 Oct. 2020	Interest	V2 Plus Acc	AUD 3.42				
	5 Oct. 2020	Rent	Bluebell-Madison	AUD 940.00				
	13 Oct. 2020	Rent	Bluebell- Duc	AUD 1060.00				
	15 Oct. 2020	Dividend	Healius	AUD 156.00				
	19 Oct. 2020	Rent	Bluebell-Madison	AUD 940.00				
	21 Oct. 2020	Dividend	GR Engineering	AUD 252.00				
	27 Oct. 2020	Rent	Bluebell-Duc	AUD 1060.00				
	30 Oct. 2020	Rent	Tavistock	AUD 1151.65				
	30 Oct. 2020	Rent	Esplanade	AUD 1717.95				
Nov. 20								
	2 Nov. 2020	Rent	Bluebell-Madison	AUD 940.00				

	4 Nov. 2020	Refund	Bunnings	AUD 32.97			
	11 Nov. 2020	Rent	Bluebell- Duc	AUD 1060.00			
	16 Nov. 2020	Rent	Bluebell-Madison	AUD 940.00			
	25 Nov. 2020	Rent	Bluebell- Duc	AUD 1060.00			
	30 Nov. 2020	Rent	Bluebell-Madison	AUD 940.00			
	30 Nov. 2020	Rent	Tavistock	AUD 1373.48			
	30 Nov. 2020	Rent	Esplanade	AUD 1440.66			
Dec. 20							
	8 Dec. 2020	Rent	Bluebell-Duc	AUD 1060.00			
	10 Dec. 2020	Super Contribution	Cleaver	AUD 5000.00			
	10 Dec. 2020	Dividend	NAB	AUD 268.50			
	15 Dec. 2020	Rent	Bluebell-Madison	AUD 940.00			
	17 Dec. 2020	Dividend	Resmed	AUD 37.75			
	17 Dec. 2020	Super Contribution	Cleaver	#####			
	21 Dec. 2020	Rent	Bluebell- Duc	AUD 1060.00			
	29 Dec. 2020	Rent	Bluebell-Madison	AUD 940.00			
	31 Dec. 2020	Rent	Tavistock	AUD 1151.65			
	31 Dec. 2020	Rent	Esplanade	AUD 2062.42			
Jan. 21							
	1 Jan. 2021	Interest	V2 Plus Acc	AUD 3.31			
	4 Jan. 2021	Rent	Bluebell-Duc	AUD 1060.00			
	12 Jan. 2021	Rent	Bluebell-Madison	AUD 940.00			
	20 Jan. 2021	Rent	Bluebell-Duc	AUD 1060.00			
	25 Jan. 2021	Rent	Bluebell-Madison	AUD 940.00			
	29 Jan. 2021	Dividend	Metcash	AUD 179.60			
	29 Jan. 2021	Rent	Tavistock	AUD 702.67			
	29 Jan. 2021	Rent	Esplanade	AUD 1151.65			
Feb. 21							
	2 Feb. 2021	Rent	Bluebell-Duc	AUD 1060.00			
	8 Feb. 2021	Rent	Bluebell-Madison	AUD 950.00			
	12 Feb. 2021	Super Contribution	Kim	#####			
	12 Feb. 2021	Super Contribution	Sam	#####			
	16 Feb. 2021	Dividend	TCL	AUD 600.00			
	16 Feb. 2021	Rent	Bluebell-Duc	AUD 1060.00			
	22 Feb. 2021	Rent	Bluebell-Madison	AUD 950.00			
	24 Feb. 2021	Refund	Office Stationary	AUD 39.88			
	26 Feb. 2021	Rent	Tavistock	AUD 1096.65			
	26 Feb. 2021	Rent	Esplanade	AUD 2041.81			
Mar. 21							
	1 Mar. 2021	Rent	Bluebell- Duc	AUD 1060.00			
	2 Mar. 2021	Dividend	CVX	AUD 136.00			
	9 Mar. 2021	Rent	Bluebell-Madison	AUD 950.00			
	16 Mar. 2021	Rent	Bluebell-Duc	AUD 1060.00			
	18 Mar. 2021	Dividend	Resmed	AUD 35.20			

	22 Mar. 2021	Rent	Bluebell-Madison	AUD 950.00				
	23 Mar. 2021	Dividend	SGM	AUD 108.00				
	26 Mar. 2021	Dividend	TLS	AUD 568.00				
	27 Mar. 2020	Dividend	TLS	AUD 568.00				
	30 Mar. 2021	Dividend	Tassal	AUD 210.00				
	31 Mar. 2021	Rent	Bluebell- Duc	AUD 1060.00				
	31 Mar. 2021	Dividend	Bell Direct	AUD 780.00				
	31 Mar. 2021	Rent	Tavistock	AUD 1409.74				
	31 Mar. 2021	Rent	Esplanade	AUD 1440.66				
Apr. 20								
	1 Apr. 2021	Interest	V2 Plus Acc	AUD 2.23				
	1 Apr. 2021	Dividend	GR Engineering	AUD 315.00				
	7 Apr. 2021	Rent	Bluebell-Madison	AUD 950.00				
	7 Apr. 2021	Dividend	WPP	AUD 770.00				
	12 Apr. 2021	Rent	Bluebell-Duc	AUD 1060.00				
	14 Apr. 2021	Super Contribution	Nhung	#####				
	15 Apr. 2021	Dividend	Healius	AUD 390.00				
	21 Apr. 2021	Dividend	AGL	AUD 301.00				
	21 Apr. 2021	Dividend	AGL	AUD 669.00				
	21 Apr. 2021	Refund	Bunnings	AUD 56.05				
	22 Apr. 2021	Dividend	Wes	AUD 704.00				
	22 Apr. 2021	Dividend	Wes	AUD 760.00				
	22 Apr. 2021	Rent	Bluebell-Rita	AUD 990.00				
	26 Apr. 2021	Rent	Bluebell-Duc	AUD 960.00				
	29 Apr. 2021	Rent	Bluebell-Rita	AUD 990.00				
	30 Apr. 2021	Rent	Tavistock	AUD 1170.00				
	30 Apr. 2021	Rent	Esplanade	AUD 1409.74				
May 21								
	10 May 2021	Rent	Bluebell-Duc	AUD 960.00				
	17 May 2021	Rent	Bluebell-Rita	AUD 742.50				
	24 May 2021	Rent	Bluebell-Duc	AUD 960.00				
	31 May 2021	Rent	Tavistock	AUD 1409.74				
	31 May 2021	Rent	Esplanade	AUD 1486.54				
Jun. 21								
	8 Jun. 2021	Rent	Bluebell- Duc	AUD 960.00				
	10 Jun. 2021	Rent	Bluebell-Rita	AUD 990.00				
	17 Jun. 2021	Dividend	Resmed	AUD 35.32				
	22 Jun. 2021	Rent	Bluebell-Duc	AUD 960.00				
	24 Jun. 2021	Rent	Bluebell-Rita	AUD 990.00				
	30 Jun. 2021	Rent	Tavistock	AUD 1188.35				
	30 Jun. 2021	Rent	Esplanade	AUD 1409.74				

Table 1

ELLIOTT FAMILY SUPER FUND			FY 2020-21	
ALL EXPENSES				
	Date	Type	Source	Amount
Jul. 20				
	3 July 2020	Maintenance	Bluebell-bathroom	AUD 19.28
	3 July 2020	Maintenance	Bluebell-bathroom	AUD 56.82
	14 July 2020	Maintenance	Bluebell	AUD 18.21
	20 July 2020	Office stationary	Admin	AUD 3.20
	22 July 2021	Maintenance	Bluebell-bathroom	AUD 65.83
Aug. 20				
Sept 20				
	10 Sep. 2020	?	Bluebell	AUD 715.00
	11 Sep. 2020	Water charges	Bluebell	AUD 166.85
	11 Sep. 2020	Rates	Bluebell	AUD 531.19
	11 Sep. 2020	Land Tax	Bluebell	AUD 698.53
	11 Sep. 2020	Rates	Tavistock	AUD 1158.48
	11 Sep. 2020	Rates	Esplanade	AUD 1418.22
	11 Sep. 2020	PAYE Tax	ATO	AUD 2796.19
	17 Sep. 2020	Maintenance	Bluebell	AUD 7.12
	17 Sep. 2020	Maintenance	Bluebell-bathroom	AUD 166.56
	29 Sep. 2020	Maintenance	Bluebell	AUD 201.46
	29 Sep. 2020	Maintenance	Bluebell	AUD 38.55
	30 Sep. 2020	Body Corporate	Bluebell	AUD 1340.52
Oct. 20				
	2 Oct. 2020	Maintenance	Bluebell	AUD 105.78
	12 Oct. 2020	Maintenance	Bluebell	AUD 31.83
	12 Oct. 2020	Maintenance	Bluebell	AUD 226.97
	29 Oct. 2020	PAYE Tax	ATO	AUD 2934.00
Nov. 20				
	2 Nov. 2020	Maintenance	Bluebell	AUD 13.81
	5 Nov. 2020	Water charges	Bluebell	AUD 166.85

	5 Nov. 2020	PAYE Tax	ATO	AUD 3048.00
	11 Nov. 2020	Maintenance	Bluebell- curtains	AUD 120.00
	12 Nov. 2020	Maintenance	Bluebell- curtains	AUD 30.00
Dec. 20				
	7 Dec. 2020	Maintenance	Bluebell-bathroom	AUD 175.00
	7 Dec. 2020	Maintenance	Bluebell	AUD 14.90
	8 Dec. 2020	Maintenance	Bluebell	AUD 57.95
	17 Dec. 2020	Body Corporate	Bluebell	AUD 3571.44
Jan. 21				
	4 Jan. 2021	Rates	Bluebell	AUD 532.09
	4 Jan. 2021	Land tax	Bluebell	AUD 698.53
	4 Jan. 2021	Rates	Tavistock	AUD 1163.30
	4 Jan. 2021	Rates	Esplanade	AUD 1445.55
	11 Jan. 2021	Maintenance	Bluebell	AUD 17.35
Feb. 21				
	22 Feb. 2021	Computer/Stationary	Admin	AUD 536.88
	26 Feb. 2021	Key cut	Bluebell	AUD 28.65
Mar. 21				
	1 Mar. 2021	Maintenance	Bluebell	AUD 8.85
	1 Mar. 2021	Water charges	Bluebell	AUD 166.85
	1 Mar. 2021	Rates	Bluebell	AUD 535.57
	1 Mar. 2021	Land tax	Bluebell	AUD 688.16
	1 Mar. 2021	Body Corporate	Bluebell	AUD 1785.72
	2 Mar. 2021	PAYE Tax	ATO	AUD 3048.00
	2 Mar. 2021	Insurance	Esplanade	AUD 1716.44
	8 Mar. 2021	Insurance	Bluebell	AUD 355.75
	8 Mar. 2021	Insurance	Tavistock	AUD 497.81
	18 Mar. 2021	Maintenance	Bluebell	AUD 178.60
	22 Mar. 2021	Rates	Tavistock	AUD 1149.33
	22 Mar. 2021	Body Corporate	Tavistock	AUD 1340.48
	22 Feb. 2021	Rates	Esplanade	AUD 1469.47

Apr. 21				
	19 Apr. 2021	Maintenance	Bluebell	AUD 29.46
	20 Apr. 2021	Maintenance	Bluebell	AUD 2.33
	20 Apr. 2021	Maintenance	Bluebell	AUD 65.41
	21 Apr. 2021	Stationary	Admin	AUD 6.00
	21 Apr. 2021	Maintenance	Bluebell	AUD 60.36
	22 Apr. 2021	Maintenance	Bluebell	AUD 58.85
	22 Apr. 2021	Maintenance	Bluebell	AUD 42.35
	29 Apr. 2021	Maintenance	Bluebell	AUD 46.31
	30 Apr. 2021	Bank fee	ANZ	AUD 1.50
May 21				
	11 May 2021	Maintenance	Bluebell	AUD 87.53
	12 May 2021	Maintenance	Bluebell	AUD 1.19
	17 May 2021	Rates	Bluebell	AUD 532.00
	17 May 2021	Land tax	Bluebell	AUD 690.94
	18 May 2021	Water charges	Bluebell	AUD 166.79
	18 May 2021	PAYE Tax	ATO	AUD 3048.00
	18 May 2021	Rates	Bluebell	AUD 535.00
	24 May 2021	Maintenance	Bluebell	AUD 10.16
	31 May 2021	Body Corporate	Bluebell	AUD 1785.72
	31 May 2021	Maintenance	Bluebell	AUD 10.16
	31 May 2021	Filing Cabinet	Admin	AUD 88.00
Jun. 21				
NOTE				

Table 1

ELLIOTT FAMILY SUPER FUND		FY 2020-21	
DEPRECIATION EXPENSES			
9/54 Bluebell Street, O'Connor 2602			
	Date	Description	Amount
	30 June 2021	Original Building - Plant	AUD 243.76
	30 June 2021	Original Building - Low value pool	AUD 6.00
	30 June 2021	Original Building - Capital work allowance	AUD 8322.54
	30 June 2021	Renovation / Extension - Building	AUD 1075.25
	30 June 2021	Renovation / Extension - Kitchen benches	AUD 184.28
661 Charleston Esplanade, Urangan, 4655			
	30 June 2021	Renovation / Extension - Building	AUD 200.00
	30 June 2021	Renovation / Extension - Kitchen benches	AUD 600.00
1/13 Tavistock Street, Torquay, 4655			
	30 June 2021	Original Building - Plant	AUD 1950.10
	30 June 2021	Original Building - Low value pool	AUD 148.61
	30 June 2021	Original Building - Capital work allowance	AUD 5079.85

Table 1

ELLIOTT FAMILY SUPER FUND		FY 2020-21	
ASSET		@30JUNE 2021	
Bluebell St ACT rental property		AUD1,000,000.00	estimated
Esplanade QLD rental property		AUD 600,000.00	estimated
Tavistock St QLD rental property		AUD 400,000.00	estimated
Cash Invest		AUD 45.83	ac 4844-84805
Cash a/c		AUD 56,496.00	ac 9097-56205
Online saver a/c		AUD 200,157.00	ac 4532-31207
Premium saver a/c		AUD 294,610.54	ac 3008-76274
Term deposit		AUD 120,000.00	ac 9760-66108
Bell Direct a/c		AUD 549425.87	
TOTAL		AUD 3,220,735.24	

Table 1

ELLIOTT FAMILY SUPER FUND				FY 2020-21
Member	Date	Amount		
Hong Elliott	25 May 2020	AUD 25000.00		
Cleaver Elliott	25 May 2020	AUD 25000.00		
Kim Elliott	15 May 2020	AUD 10000.00		
Samuel Elliott	15 May 2020	AUD 10000.00		
	Total	AUD 70000.00		

Q. 3

Century 21 at The Pier

Advantage One Pty. Ltd.

A.B.N. 83 060 313 073 A.C.N. 060 313 073

Ph: 07 4125 3255

2 Pier Street

Fax:

Urangan QLD 4655

Email: rentals.herveybay@century21.com.au

TO: Cleaver Elliott, Nhung Elliott for Elliott Farm

17 Burra Place

Braddon ACT 2612

Financial Year Summary

For The Year Ending 2021

	Debits	Credits
661 Esplanade, Urangan QLD 4655		
Income		
Rental Income		\$19,620.00
Other Income		\$0.00
Expenses		
Management Fees	\$1,834.47	
Smoke Alarm	\$75.00	
Other Items		
Balance Carried Forward From Prior Year		\$0.00
Other Account Credits		\$0.00
Communication & Technology Fee	\$52.80	
Other Account Debits	\$0.00	
Total Payments To Owner	\$17,657.73	

30100 - Accountancy Fees

2021 Financial Year

Preparer Shelley Lian

Reviewer Steven Lee

Status Ready for Review

Account Code	Description	CY Balance	LY Balance	Change
30100	Accountancy Fees	\$800.00	\$85.00	841.18%
TOTAL		CY Balance	LY Balance	
		\$800.00	\$85.00	

Supporting Documents

- General Ledger [Report](#)
- SH_invoice2020.pdf
- SH_invoice2019.pdf

Standard Checklist

- Attach all source documentation
- Ensure all Transactions have been entered

Elliott Family Super Fund

General Ledger

As at 30 June 2021

Transaction Date	Description	Units	Debit	Credit	Balance \$
Accountancy Fees (30100)					
<i>Accountancy Fees (30100)</i>					
05/08/2020	2019 SH Fees paid by the member personally		715.00		715.00 DR
18/05/2021	WITHDRAWAL ANZ INTERNET BANKING PAYMENT 729511		85.00		800.00 DR
			800.00		800.00 DR

Total Debits: 800.00

Total Credits: 0.00



SUPERHELP AUSTRALIA PTY LTD

A.B.N. 60 061 126 663

TAX INVOICE

Date: 19-Aug-20

PO BOX 1906
MACQUARIE CENTRE, NSW 2113
Phone: 1 300 736 453

Elliott Family Super Fund
17 Burra Place
Braddon ACT 2612

OUR REF	DATE	PARTICULARS	NO.	AMOUNT
ELLFY001	19/8/20	Annual Administration	1	\$1,250.00
		Total		\$1,250.00
		GST Included in the Invoice	10.00%	\$113.64
		Amount Received Thank You		\$1,250.00
		BALANCE DUE		\$0.00



SUPERHELP AUSTRALIA PTY LTD

A.B.N. 60 061 126 663

TAX INVOICE

Date: 22-Jul-21

PO BOX 1906
MACQUARIE CENTRE, NSW 2113
Phone: 1 300 736 453

Elliott Family Super Fund
17 Burra Place
Braddon ACT 2612

OUR REF	DATE	PARTICULARS	NO.	AMOUNT	
ELLFY001	22/7/21	Annual Administration	1	\$1,070.00	
		Additional Investments	25	\$625.00	
		Additional Members	2	\$200.00	
		discount	n/a	(\$500.00)	
		Total		\$1,395.00	
		GST Included in the Invoice	10.00%	\$126.82	
		Amount Received Thank You		\$535.00	
		BALANCE DUE	\$860.00		

Please pay the balance of our fees by direct credit into our bank account.

OUR BANK DETAILS (Use your name or your SMSF name as the reference):

Account Name: Superhelp Australia Pty Ltd

Bank: Commonwealth Bank

BSB: 06 2099 Account Number: 1041 7929

30200 - Administration Costs

2021 Financial Year

Preparer Shelley Lian

Reviewer Steven Lee

Status Completed

Account Code	Description	CY Balance	LY Balance	Change
30200	Administration Costs	\$88.00		100%
TOTAL		CY Balance	LY Balance	
		\$88.00		

Supporting Documents

- General Ledger [Report](#)

Standard Checklist

- Attach all source documentation
- Ensure all Transactions have been entered

Elliott Family Super Fund

General Ledger

As at 30 June 2021

Transaction Date	Description	Units	Debit	Credit	Balance \$
Administration Costs (30200)					
<u>Administration Costs (30200)</u>					
31/05/2021	EFTPOS EX-GOVIE FURNITURE NEW FYSHWICK AU AUD 88.00		88.00		88.00 DR
			88.00		88.00 DR

Total Debits: 88.00

Total Credits: 0.00

30400 - ATO Supervisory Levy

2021 Financial Year

Preparer Shelley Lian

Reviewer Steven Lee

Status Completed

Account Code	Description	CY Balance	LY Balance	Change
30400	ATO Supervisory Levy	\$259.00		100%
TOTAL		CY Balance	LY Balance	
		\$259.00		

Supporting Documents

- General Ledger [Report](#)

Standard Checklist

- Attach all source documentation
- Ensure all Transactions have been entered

Elliott Family Super Fund

General Ledger

As at 30 June 2021

Transaction Date	Description	Units	Debit	Credit	Balance \$
ATO Supervisory Levy (30400)					
<u>ATO Supervisory Levy (30400)</u>					
11/09/2020	ANZ INTERNET BANKING BILLPAY TAX OFFICE PAYMENTS 282389		259.00		259.00 DR
			259.00		259.00 DR

Total Debits: 259.00

Total Credits: 0.00

30700 - Auditor's Remuneration

2021 Financial Year

Preparer Shelley Lian

Reviewer Steven Lee

Status Completed

Account Code	Description	CY Balance	LY Balance	Change
30700	Auditor's Remuneration	\$450.00	\$450.00	0%
TOTAL		CY Balance	LY Balance	
		\$450.00	\$450.00	

Supporting Documents

- General Ledger [Report](#)

Standard Checklist

- Attach all source documentation
- Ensure all Transactions have been entered

Elliott Family Super Fund

General Ledger

As at 30 June 2021

Transaction Date	Description	Units	Debit	Credit	Balance \$
Auditor's Remuneration (30700)					
Auditor's Remuneration (30700)					
18/05/2021	WITHDRAWAL ANZ INTERNET BANKING PAYMENT 729511		450.00		450.00 DR
			450.00		450.00 DR

Total Debits: 450.00

Total Credits: 0.00

31500 - Bank Charges

2021 Financial Year

Preparer Shelley Lian

Reviewer Steven Lee

Status Ready for Review

Account Code	Description	CY Balance	LY Balance	Change
31500	Bank Charges	\$151.50	\$100.00	51.5%
TOTAL		CY Balance	LY Balance	
		\$151.50	\$100.00	

Supporting Documents

- General Ledger [Report](#)

Standard Checklist

- Attach all source documentation
- Ensure all Transactions have been entered

Elliott Family Super Fund

General Ledger

As at 30 June 2021

Transaction Date	Description	Units	Debit	Credit	Balance \$
Bank Charges (31500)					
<u>Bank Charges (31500)</u>					
21/04/2021	DEPOSIT FROM AGL REPLACEMENT MAR21/99998120		25.00		25.00 DR
21/04/2021	DEPOSIT FROM AGL REPLACEMENT AG138/53061092		25.00		50.00 DR
30/04/2021	SELF SERVICE ADDITIONAL WITHDRAWAL FEE 3 DEBIT TRANSACTIONS		1.50		51.50 DR
30/06/2021	Total expense		100.00		151.50 DR
			151.50		151.50 DR

Total Debits: 151.50

Total Credits: 0.00

33400 - Depreciation

2021 Financial Year

Preparer Shelley Lian

Reviewer Steven Lee

Status Ready for Review

Account Code	Description	CY Balance	LY Balance	Change
BLUEBELL	9/54 Bluebell Street O'Conner	\$249.76	\$308.88	(19.14)%
ELLFY001_AIRCONDITIO	Air Conditioning - ACT	\$505.50	\$505.50	0%
ELLFY001_LOWVALUEPOO	Low value Pool	\$151.50	\$128.68	17.73%
SHSAELICOMPUTER1	Other Asset - New Computer	\$47.44		100%
SHSFELFDSWSH	Dishwasher	\$149.88	\$0.41	36456.1%
SHYBTAVISTOCK	1 Tavistock Palms 13 Tavistock Street Torquay	\$2,098.71	\$2,781.71	(24.55)%
TOTAL		CY Balance	LY Balance	
		\$3,202.79	\$3,725.18	

Supporting Documents

◦ Depreciation Schedule Report [Report](#)

Standard Checklist

Attach Depreciation Schedule

Elliott Family Super Fund

Depreciation Schedule

For The Period 01 July 2020 - 30 June 2021

Investment	Purchase Date	Cost	Opening Written Down Value	Adjustments			Depreciation			Closing Written Down Value	
				Disposals/ Decrease	Additions/ Increase	Total Value For Depreciation ¹	Method	Rate	Calculated Depreciation ²		Posted Depreciation ³
Plant and Equipment (at written down value) - Unitised											
Air Conditioning - ACT											
	28/01/2016	5,055.00	2,828.66			5,055.00	Prime Cost	10.00 %	505.50	505.50	2,323.16
Dishwasher											
	30/06/2020	1,199.00	1,198.59			1,199.00	Prime Cost	12.50 %	149.88	149.88	1,048.71
Extension Renovation											
	01/03/2010	43,050.00	36,027.31			43,050.00	Prime Cost	2.50 %	1,076.25	0.00	34,951.06
Kitchen Renovation											
	01/03/2010	4,223.60	3,050.71			4,223.60	Prime Cost	2.50 %	105.59	0.00	2,945.12
Low value Pool											
	13/07/2015	774.50	404.00			404.00	Low Value Pool	37.50 %	151.50	151.50	252.50
Other Asset - New Computer											
	22/02/2021				536.88	189.75	Diminishing Value	25.00 %	47.44	47.44	489.44
		54,302.10	43,509.27		536.88	54,121.35				854.32	42,009.99
		54,302.10	43,509.27		536.88	54,121.35				854.32	42,009.99

¹ Amounts have been pro rated based on number of days in the year

² Depreciation calculated as per depreciation method

³ Depreciation amounts posted to the ledger

41800 - Postage, Printing and Stationery

2021 Financial Year

Preparer Shelley Lian

Reviewer Steven Lee

Status Completed

Account Code	Description	CY Balance	LY Balance	Change
41800	Postage, Printing and Stationery	\$22.12		100%
TOTAL		CY Balance	LY Balance	
		\$22.12		

Supporting Documents

- General Ledger [Report](#)

Standard Checklist

- Attach all source documentation
- Ensure all Transactions have been entered

Elliott Family Super Fund

General Ledger

As at 30 June 2021

Transaction Date	Description	Units	Debit	Credit	Balance \$
Postage, Printing and Stationery (41800)					
<u>Postage, Printing and Stationery (41800)</u>					
20/07/2020	EFTPOS OFFICEWORKS 0262 BRADDON AU AUD 3.20		3.20		3.20 DR
24/02/2021	EFTPOS OFFICEWORKS 0262 BRADDON AU AUD 39.88			39.88	36.68 CR
21/04/2021	EFTPOS OFFICEWORKS 0262 BRADDON AU AUD 6.00		6.00		30.68 CR
30/06/2021	2021 gross up of rental income per financial year summary		52.80		22.12 DR
			62.00	39.88	22.12 DR
Total Debits:	62.00				
Total Credits:	39.88				

41930 - Property Expenses - Agents Management Fees

2021 Financial Year

Preparer Shelley Lian

Reviewer Steven Lee

Status Completed

Account Code	Description	CY Balance	LY Balance	Change
SHYBHERVEY	661 Charlton Esplanade, Hervey Bay	\$1,834.47	\$2,226.09	(17.59)%
SHYBTAVISTOCK	1 Tavistock Palms 13 Tavistock Street Torquay	\$1,360.43	\$1,351.36	0.67%
TOTAL		CY Balance	LY Balance	
		\$3,194.90	\$3,577.45	

Supporting Documents

○ General Ledger [Report](#)

Standard Checklist

- Attach Agent statements (either monthly or annual)
- Attach any other statements, notices or invoices

Elliott Family Super Fund

General Ledger

As at 30 June 2021

Transaction Date	Description	Units	Debit	Credit	Balance \$
Property Expenses - Agents Management Fees (41930)					
<u>661 Charlton Esplanade, Hervey Bay (SHYBHERVEY)</u>					
30/06/2021	2021 gross up of rental income per financial year summary		1,834.47		1,834.47 DR
			1,834.47		1,834.47 DR
<u>1 Tavistock Palms 13 Tavistock Street Torquay (SHYBTAVISTOCK)</u>					
30/06/2021	Gross up rental income per 2021 rental statement		1,360.43		1,360.43 DR
			1,360.43		1,360.43 DR
Total Debits:	3,194.90				
Total Credits:	0.00				

41960 - Property Expenses - Council Rates

2021 Financial Year

Preparer Shelley Lian

Reviewer Steven Lee

Status Ready for Review

Account Code	Description	CY Balance	LY Balance	Change
BLUEBELL	9/54 Bluebell Street O'Conner	\$2,130.85	\$2,135.02	(0.2)%
SHYBHERVEY	661 Charlton Esplanade, Hervey Bay	\$4,333.24	\$4,005.41	8.18%
SHYBTAVISTOCK	1 Tavistock Palms 13 Tavistock Street Torquay	\$3,471.11	\$3,389.82	2.4%
TOTAL		CY Balance	LY Balance	
		\$9,935.20	\$9,530.25	

Supporting Documents

○ General Ledger [Report](#)

Standard Checklist

- Attach Agent statements (either monthly or annual)
- Attach any other statements, notices or invoices

Elliott Family Super Fund
General Ledger

As at 30 June 2021

Transaction Date	Description	Units	Debit	Credit	Balance \$
Property Expenses - Council Rates (41960)					
<u>9/54 Bluebell Street O'Conner (BLUEBELL)</u>					
11/09/2020	ANZ INTERNET BANKING BILLPAY ACT REVENUE OFFICE 281050		531.19		531.19 DR
04/01/2021	ANZ INTERNET BANKING BILLPAY ACT REVENUE OFFICE 358531		532.09		1,063.28 DR
01/03/2021	ANZ INTERNET BANKING BILLPAY ACT REVENUE OFFICE 241475		535.57		1,598.85 DR
17/05/2021	ANZ INTERNET BANKING BILLPAY ACT REVENUE OFFICE 331422		532.00		2,130.85 DR
			2,130.85		2,130.85 DR
<u>661 Charlton Esplanade, Hervey Bay (SHYBHERVEY)</u>					
11/09/2020	ANZ INTERNET BANKING BILLPAY RATE PAYMENTS 278504		1,418.22		1,418.22 DR
04/01/2021	ANZ INTERNET BANKING BILLPAY RATE PAYMENTS 358888		1,445.55		2,863.77 DR
22/03/2021	ANZ INTERNET BANKING BILLPAY RATE PAYMENTS 677716		1,469.47		4,333.24 DR
			4,333.24		4,333.24 DR
<u>1 Tavistock Palms 13 Tavistock Street Torquay (SHYBTAVISTOCK)</u>					
11/09/2020	ANZ INTERNET BANKING BILLPAY RATE PAYMENTS 279058		1,158.48		1,158.48 DR
04/01/2021	ANZ INTERNET BANKING BILLPAY RATE PAYMENTS 359231		1,163.30		2,321.78 DR
22/03/2021	ANZ INTERNET BANKING BILLPAY RATE PAYMENTS 678617		1,149.33		3,471.11 DR
			3,471.11		3,471.11 DR
Total Debits:			9,935.20		
Total Credits:			0.00		

41980 - Property Expenses - Insurance Premium

2021 Financial Year

Preparer Shelley Lian

Reviewer Steven Lee

Status Ready for Review

Account Code	Description	CY Balance	LY Balance	Change
BLUEBELL	9/54 Bluebell Street O'Conner	\$355.75		100%
SHYBHERVEY	661 Charlton Esplanade, Hervey Bay	\$1,716.44	\$1,631.16	5.23%
SHYBTAVISTOCK	1 Tavistock Palms 13 Tavistock Street Torquay	\$497.81	\$453.42	9.79%
TOTAL		CY Balance	LY Balance	
		\$2,570.00	\$2,084.58	

Supporting Documents

○ General Ledger [Report](#)

Standard Checklist

- Attach Agent statements (either monthly or annual)
- Attach any other statements, notices or invoices

Elliott Family Super Fund

General Ledger

As at 30 June 2021

Transaction Date	Description	Units	Debit	Credit	Balance \$
Property Expenses - Insurance Premium (41980)					
<u>9/54 Bluebell Street O'Conner (BLUEBELL)</u>					
08/03/2021	DIRECT DEBIT - DEBIT TO BUDGET DIRECT 116021824062154463 ELLIOTT C MR		355.75		355.75 DR
			355.75		355.75 DR
<u>661 Charlton Esplanade, Hervey Bay (SHYBHERVEY)</u>					
02/03/2021	DIRECT DEBIT DEBIT TO BUDGET DIRECT 11535582061964301 ELLIOTT FAMILY SUPER FUND		1,716.44		1,716.44 DR
			1,716.44		1,716.44 DR
<u>1 Tavistock Palms 13 Tavistock Street Torquay (SHYBTAVISTOCK)</u>					
08/03/2021	DIRECT DEBIT - DEBIT TO BUDGET DIRECT 116023229062154547 ELLIOTT FAMILY SUPER FUND		497.81		497.81 DR
			497.81		497.81 DR
Total Debits:			2,570.00		
Total Credits:				0.00	

42020 - Property Expenses - Land Tax

2021 Financial Year

Preparer Shelley Lian

Reviewer Steven Lee

Status Ready for Review

Account Code	Description	CY Balance	LY Balance	Change
BLUEBELL	9/54 Bluebell Street O'Conner	\$2,776.16	\$2,681.99	3.51%
TOTAL		CY Balance	LY Balance	
		\$2,776.16	\$2,681.99	

Supporting Documents

- General Ledger [Report](#)

Standard Checklist

- Attach Agent statements (either monthly or annual)
- Attach any other statements, notices or invoices

Elliott Family Super Fund

General Ledger

As at 30 June 2021

Transaction Date	Description	Units	Debit	Credit	Balance \$
Property Expenses - Land Tax (42020)					
9/54 Bluebell Street O'Conner (BLUEBELL)					
11/09/2020	ANZ INTERNET BANKING BILLPAY ACT REVENUE OFFICE 280443		698.53		698.53 DR
04/01/2021	ANZ INTERNET BANKING BILLPAY ACT REVENUE OFFICE 358134		698.53		1,397.06 DR
01/03/2021	ANZ INTERNET BANKING BILLPAY ACT REVENUE OFFICE 240198		688.16		2,085.22 DR
17/05/2021	ANZ INTERNET BANKING BILLPAY ACT REVENUE OFFICE 331416		690.94		2,776.16 DR
			2,776.16		2,776.16 DR
Total Debits:			2,776.16		
Total Credits:			0.00		

42040 - Property Expenses - Pest Control

2021 Financial Year

Preparer Shelley Lian

Reviewer Steven Lee

Status Ready for Review

Account Code	Description	CY Balance	LY Balance	Change
SHYBHERVEY	661 Charlton Esplanade, Hervey Bay		\$150.00	100%
TOTAL		CY Balance	LY Balance	
			\$150.00	

Supporting Documents

- General Ledger [Report](#)

Standard Checklist

- Attach Agent statements (either monthly or annual)
- Attach any other statements, notices or invoices

Elliott Family Super Fund

General Ledger

As at 30 June 2021

Transaction Date	Description	Units	Debit	Credit	Balance \$
------------------	-------------	-------	-------	--------	------------

0.00 DR

Total Debits: 0.00

Total Credits: 0.00

42060 - Property Expenses - Repairs Maintenance

2021 Financial Year

Preparer Shelley Lian

Reviewer Steven Lee

Status Ready for Review

Account Code	Description	CY Balance	LY Balance	Change
BLUEBELL	9/54 Bluebell Street O'Conner	\$1,923.47	\$1,308.13	47.04%
SHYBHERVEY	661 Charlton Esplanade, Hervey Bay	\$75.00	\$625.50	(88.01)%
SHYBTAVISTOCK	1 Tavistock Palms 13 Tavistock Street Torquay	\$205.00		100%
TOTAL		CY Balance	LY Balance	
		\$2,203.47	\$1,933.63	

Supporting Documents

- General Ledger [Report](#)
- 2022-06-16 14.13.40.pdf [BLUEBELL](#)

Standard Checklist

- Attach Agent statements (either monthly or annual)
- Attach any other statements, notices or invoices

Elliott Family Super Fund

General Ledger

As at 30 June 2021

Transaction Date	Description	Units	Debit	Credit	Balance \$
Property Expenses - Repairs Maintenance (42060)					
<u>9/54 Bluebell Street O'Conner (BLUEBELL)</u>					
03/07/2020	EFTPOS BUNNINGS 436000 BELCONNEN AU AUD 19.28		19.28		19.28 DR
03/07/2020	EFTPOS BUNNINGS 436000 BELCONNEN AU AUD 56.82		56.82		76.10 DR
14/07/2020	EFTPOS POPES ELECTRICAL MITCHELL ACTAU AUD 18.21		18.21		94.31 DR
22/07/2020	EFTPOS BUNNINGS 475000 MAJURA AU AUD 65.83		65.83		160.14 DR
17/09/2020	EFTPOS BUNNINGS 475000 MAJURA AU AUD 7.12		7.12		167.26 DR
17/09/2020	EFTPOS BUNNINGS 475000 MAJURA AU AUD 166.56		166.56		333.82 DR
29/09/2020	EFTPOS BUNNINGS 436000 BELCONNEN AU AUD 201.46		201.46		535.28 DR
29/09/2020	EFTPOS TOTAL TOOLS FYSHWICK FYSHWICK AC AUD 38.55		38.55		573.83 DR
02/10/2020	EFTPOS BUNNINGS 461000 FYSHWICK AU AUD 105.78		105.78		679.61 DR
12/10/2020	EFTPOS BUNNINGS 461000 FYSHWICK AU AUD 31.83		31.83		711.44 DR
12/10/2020	EFTPOS BUNNINGS 475000 MAJURA AU AUD 226.97		226.97		938.41 DR
02/11/2020	EFTPOS BUNNINGS 475000 MAJURA AU AUD 13.81		13.81		952.22 DR
04/11/2020	EFTPOS BUNNINGS 475000 MAJURA AU AUD 32.97			32.97	919.25 DR
11/11/2020	EFTPOS SPOTLIGHT 042 \QUEANBEYAN AU AUD 120.00		120.00		1,039.25 DR
12/11/2020	EFTPOS SPOTLIGHT 042 \QUEANBEYAN AU AUD 30.00		30.00		1,069.25 DR
07/12/2020	EFTPOS PLUMBWORKS PLUMBING\LATHAM AU AUD 175.00		175.00		1,244.25 DR
07/12/2020	EFTPOS OCONNOR IGA O CONNOR ACTAU AUD 14.90		14.90		1,259.15 DR
08/12/2020	EFTPOS REECE 2017 \BRADDON AU AUD 57.95		57.95		1,317.10 DR
11/01/2021	EFTPOS BUNNINGS 461000 FYSHWICK AU AUD 17.35		17.35		1,334.45 DR
26/02/2021	EFTPOS MISTER MINIT MAJURA MAJURA PARK ACTAU AUD 28.65		28.65		1,363.10 DR
01/03/2021	EFTPOS BUNNINGS 475000 MAJURA AU AUD 8.85		8.85		1,371.95 DR
18/03/2021	EFTPOS BUNNINGS 475000 MAJURA AU AUD 178.60		178.60		1,550.55 DR
19/04/2021	EFTPOS REECE 2017 \BRADDON AU AUD 29.46		29.46		1,580.01 DR
20/04/2021	EFTPOS BUNNINGS 475000 MAJURA AU AUD 2.33		2.33		1,582.34 DR
20/04/2021	EFTPOS BUNNINGS 436000 BELCONNEN AU AUD 65.41		65.41		1,647.75 DR
21/04/2021	EFTPOS BUNNINGS 436000 BELCONNEN AU AUD 60.36		60.36		1,708.11 DR
21/04/2021	EFTPOS BUNNINGS 436000 BELCONNEN AU AUD 56.05			56.05	1,652.06 DR
22/04/2021	EFTPOS BUNNINGS 436000 BELCONNEN AU AUD 58.85		58.85		1,710.91 DR
22/04/2021	EFTPOS BUNNINGS 436000 BELCONNEN AU AUD 42.35		42.35		1,753.26 DR
29/04/2021	EFTPOS BUNNINGS 461000 FYSHWICK AU AUD 46.31		46.31		1,799.57 DR
11/05/2021	EFTPOS BUNNINGS 475000 MAJURA AU AUD 87.53		87.53		1,887.10 DR
12/05/2021	EFTPOS BUNNINGS 475000 MAJURA AU AUD 1.19		1.19		1,888.29 DR
24/05/2021	EFTPOS BUNNINGS 461000 FYSHWICK AU AUD 10.16		10.16		1,898.45 DR

Elliott Family Super Fund

General Ledger

As at 30 June 2021

Transaction Date	Description	Units	Debit	Credit	Balance \$
31/05/2021	EFTPOS BUNNINGS 475000 MAJURA AU AUD 25.02		25.02		1,923.47 DR
			2,012.49	89.02	1,923.47 DR
	<u>661 Charlton Esplanade, Hervey Bay (SHYBHERVEY)</u>				
30/06/2021	2021 gross up of rental income per financial year summary		75.00		75.00 DR
			75.00		75.00 DR
	<u>1 Tavistock Palms 13 Tavistock Street Torquay (SHYBTAVISTOCK)</u>				
30/06/2021	Gross up rental income per 2021 rental statement		205.00		205.00 DR
			205.00		205.00 DR
Total Debits:	2,292.49				
Total Credits:	89.02				

BUNNINGS warehouse

CANBERRA AIRPORT WH

BUNNINGS GROUP LIMITED
ABN 26 008 672 179
Ph: 02 6234 9300

Sat 29/05/2021 03:47:02 PM

RETURNS/INFO DESK R10

Invoice Number Details: 4058/01086874

Account Number: 242921908

ELLIOTT FAMILY SUPER FUND

17 BURRA PLACE

BRADDON ACT

CLEAVER J ELLIOTT

Q.10

PowerPass Sale

** TAX INVOICE **

Order Number:

Job Number:

9311644081621 PLUG BASE DETA			
59MM MINIATURE 6209B			
2 @ \$3.06	4.9% DISC		\$6.12
9311644093909 DOWNLIGHT 240V ARLEC			
9W TRI COLOUR LED ALD092			
2 @ \$9.45	5.0% DISC		\$18.90
4 @ SubTotal:			\$25.02

Total \$25.02
GST INCLUDED IN THE TOTAL \$2.28
EFT \$25.02

CARD NO: 560254-420
SAVINGS

Rounding \$0.00
Change \$0.00

Total PowerPass Savings
\$1.32

* Indicates non taxable item(s)

S4058 R10 P96 C331983 #010-86874-4058-2021-05-29



Your whole project from start to finish

Visit Whole of House - Bunnings Trade

Thank you for shopping with Bunnings
Please retain receipt for proof of purchase

Have Your Say

Give us your feedback online at
www.bunnings.com.au/haveyoursay

COMMONWEALTH BANK EFTPOS
BUNNINGS MAJURA
4058 REG 10 ACT
TERMINAL 27174910
REFERENCE 265100

CUSTOMER COPY
CARD NO: 560254-420(C)
EXPIRY DATE:
ATD: H00000038410
ATC: 6 TUR: 0000000000
CSN: 00 BC41F4931B76E979
29 MAY 2021 15:46

SAVINGS EFTPOS SAV
PURCHASE \$25.02
TOTAL AUD \$25.02

APPROVED
POS REF NO: 00
THANK YOU 01086874

42090 - Property Expenses - Stationery, Phone and Postage

2021 Financial Year

Preparer Shelley Lian

Reviewer Steven Lee

Status Ready for Review

Account Code	Description	CY Balance	LY Balance	Change
SHYBTAVISTOCK	1 Tavistock Palms 13 Tavistock Street Torquay	\$52.80		100%
TOTAL		CY Balance	LY Balance	
		\$52.80		

Supporting Documents

◦ General Ledger [Report](#)

Standard Checklist

- Attach Agent statements (either monthly or annual)
- Attach any other statements, notices or invoices

Elliott Family Super Fund

General Ledger

As at 30 June 2021

Transaction Date	Description	Units	Debit	Credit	Balance \$
Property Expenses - Stationery, Phone and Postage (42090)					
1 Tavistock Palms 13 Tavistock Street Torquay (SHYBTAVISTOCK)					
30/06/2021	Gross up rental income per 2021 rental statement		52.80		52.80 DR
			52.80		52.80 DR

Total Debits: 52.80

Total Credits: 0.00

42100 - Property Expenses - Strata Levy Fees

2021 Financial Year

Preparer Shelley Lian

Reviewer Steven Lee

Status Ready for Review

Account Code	Description	CY Balance	LY Balance	Change
BLUEBELL	9/54 Bluebell Street O'Conner	\$8,483.40	\$6,993.56	21.3%
SHYBTAVISTOCK	1 Tavistock Palms 13 Tavistock Street Torquay	\$1,340.48	\$2,654.50	(49.5)%
TOTAL		CY Balance	LY Balance	
		\$9,823.88	\$9,648.06	

Supporting Documents

- General Ledger [Report](#)

Standard Checklist

- Attach Agent statements (either monthly or annual)
- Attach any other statements, notices or invoices

Elliott Family Super Fund

General Ledger

As at 30 June 2021

Transaction Date	Description	Units	Debit	Credit	Balance \$
Property Expenses - Strata Levy Fees (42100)					
9/54 Bluebell Street O'Conner (BLUEBELL)					
30/09/2020	ANZ INTERNET BANKING BILLPAY DEFT PAYMENTS 308207		1,340.52		1,340.52 DR
17/12/2020	ANZ INTERNET BANKING BILLPAY DEFT PAYMENTS 161912		3,571.44		4,911.96 DR
01/03/2021	ANZ INTERNET BANKING BILLPAY DEFT PAYMENTS 237453		1,785.72		6,697.68 DR
31/05/2021	ANZ INTERNET BANKING BILLPAY DEFT PAYMENTS 455480		1,785.72		8,483.40 DR
			8,483.40		8,483.40 DR
1 Tavistock Palms 13 Tavistock Street Torquay (SHYBTAVISTOCK)					
22/03/2021	ANZ INTERNET BANKING BILLPAY DEFT PAYMENTS 679923		1,340.48		1,340.48 DR
			1,340.48		1,340.48 DR
Total Debits:	9,823.88				
Total Credits:	0.00				

42110 - Property Expenses - Sundry Expenses

2021 Financial Year

Preparer Shelley Lian

Reviewer Steven Lee

Status Ready for Review

Account Code	Description	CY Balance	LY Balance	Change
SHYBHERVEY	661 Charlton Esplanade, Hervey Bay		\$52.80	100%
SHYBTAVISTOCK	1 Tavistock Palms 13 Tavistock Street Torquay		\$52.80	100%
TOTAL		CY Balance	LY Balance	
			\$105.60	

Supporting Documents

- General Ledger [Report](#)

Standard Checklist

- Attach Agent statements (either monthly or annual)
- Attach any other statements, notices or invoices

Elliott Family Super Fund

General Ledger

As at 30 June 2021

Transaction Date	Description	Units	Debit	Credit	Balance \$
					0.00 DR

Total Debits: 0.00

Total Credits: 0.00

42150 - Property Expenses - Water Rates

2021 Financial Year

Preparer Shelley Lian

Reviewer Steven Lee

Status Ready for Review

Account Code	Description	CY Balance	LY Balance	Change
BLUEBELL	9/54 Bluebell Street O'Conner	\$667.34	\$668.34	(0.15)%
TOTAL		CY Balance	LY Balance	
		\$667.34	\$668.34	

Supporting Documents

- General Ledger [Report](#)

Standard Checklist

- Attach Agent statements (either monthly or annual)
- Attach any other statements, notices or invoices

Elliott Family Super Fund

General Ledger

As at 30 June 2021

Transaction Date	Description	Units	Debit	Credit	Balance \$
Property Expenses - Water Rates (42150)					
9/54 Bluebell Street O'Conner (BLUEBELL)					
11/09/2020	ANZ INTERNET BANKING BILLPAY ICON WATER 277820		166.85		166.85 DR
05/11/2020	ANZ INTERNET BANKING BILLPAY ICON WATER 850043		166.85		333.70 DR
01/03/2021	ANZ INTERNET BANKING BILLPAY ICON WATER 238954		166.85		500.55 DR
18/05/2021	ANZ INTERNET BANKING BILLPAY ICON WATER 625828		166.79		667.34 DR
			667.34		667.34 DR

Total Debits: 667.34

Total Credits: 0.00

48500 - Income Tax Expense

2021 Financial Year

Preparer Shelley Lian

Reviewer Steven Lee

Status Ready for Review

Account Code	Description	CY Balance	LY Balance	Change
48500	Income Tax Expense	\$67,621.69	\$36,380.94	85.87%
TOTAL		CY Balance	LY Balance	
		\$67,621.69	\$36,380.94	

Supporting Documents

No supporting documents

49000 - Profit/Loss Allocation Account

2021 Financial Year

Preparer Shelley Lian

Reviewer Steven Lee

Status Ready for Review

Account Code	Description	CY Balance	LY Balance	Change
49000	Profit/Loss Allocation Account	\$587,520.99	\$110,767.84	430.41%
TOTAL		CY Balance	LY Balance	
		\$587,520.99	\$110,767.84	

Supporting Documents

No supporting documents

50000 - Members

2021 Financial Year

Preparer Shelley Lian

Reviewer Steven Lee

Status Ready for Review

Account Code	Description	Opening Balance	Contribution Income	Earnings	Member Payments	Tax & Fees	Closing Balance	Change
ELLCLE00001A	Elliott, Cleaver John - Accumulation (Accumulation)	(\$1,424,962.17)	(\$25,000.00)	(\$338,493.12)		\$39,739.90	(\$1,748,715.39)	22.72%
ELLHON00001A	Elliott, Hong Nhung - Accumulation (Accumulation)	(\$981,016.84)	(\$25,000.00)	(\$235,036.76)		\$28,740.01	(\$1,212,313.59)	23.58%
ELLKIM00001A	Elliott, Kim James Cleaver - Accumulation (Accumulation)	(\$38,085.31)	(\$10,000.00)	(\$9,807.97)		\$2,542.82	(\$55,350.46)	45.33%
ELLSAM00001A	Elliott, Samuel John Alexander - Accumulation (Accumulation)	(\$28,490.79)	(\$10,000.00)	(\$7,503.69)		\$2,297.82	(\$43,696.66)	53.37%
TOTAL								
		Opening Balance	Contribution Income	Earnings	Member Payments	Tax & Fees	Closing Balance	
		(\$2,472,555.11)	(\$70,000.00)	(\$590,841.54)		\$73,320.55	(\$3,060,076.10)	

Supporting Documents

- Members Statements [Report](#)
- Members Summary [Report](#)

Standard Checklist

- Attach copies of Members Statements

Elliott Family Super Fund

Members Statement

Hong Nhung Elliott
 17 Burra Place
 Braddon, Australian Capital Territory, 2612, Australia

Your Details		Nominated Beneficiaries	N/A
Date of Birth :	Provided	Vested Benefits	1,212,313.59
Age:	66	Total Death Benefit	1,212,313.59
Tax File Number:	Provided	Current Salary	0.00
Date Joined Fund:	30/04/2008	Previous Salary	0.00
Service Period Start Date:	20/06/2002	Disability Benefit	0.00
Date Left Fund:			
Member Code:	ELLHON00001A		
Account Start Date:	30/04/2008		
Account Phase:	Accumulation Phase		
Account Description:	Accumulation		

Your Balance	
Total Benefits	1,212,313.59
<u>Preservation Components</u>	
Preserved	645,117.23
Unrestricted Non Preserved	567,196.36
Restricted Non Preserved	
<u>Tax Components</u>	
Tax Free	585,174.77
Taxable	627,138.82

Your Detailed Account Summary		This Year	Last Year
Opening balance at 01/07/2020		981,016.84	939,382.75
<u>Increases to Member account during the period</u>			
Employer Contributions			
Personal Contributions (Concessional)		25,000.00	25,000.00
Personal Contributions (Non Concessional)			
Government Co-Contributions			
Other Contributions			
Proceeds of Insurance Policies			
Transfers In			
Net Earnings		235,036.76	31,612.55
Internal Transfer In			
<u>Decreases to Member account during the period</u>			
Pensions Paid			
Contributions Tax		3,750.00	3,750.00
Income Tax		24,990.01	11,228.46
No TFN Excess Contributions Tax			
Excess Contributions Tax			
Refund Excess Contributions			
Division 293 Tax			
Insurance Policy Premiums Paid			
Management Fees			
Member Expenses			
Benefits Paid/Transfers Out			
Superannuation Surcharge Tax			
Internal Transfer Out			
Closing balance at 30/06/2021		1,212,313.59	981,016.84

Elliott Family Super Fund
Members Statement

Trustee's Disclaimer

This statement has been prepared by the Trustee for the member whose name appears at the top of this statement. Every effort has been made by the Trustee to ensure the accuracy and completeness of this Statement. The Trustee does not accept any liability for any error, omission or misprint. All amounts shown in relation to benefits do not take into account any amounts which may be withheld to satisfy the requirements imposed by the Income Tax Assessment Act 1936.

Signed by all the trustees of the fund

Hong Nhung Elliott
Trustee

Cleaver John Elliott
Trustee

Kim James Cleaver Elliott
Trustee

Samuel John Alexander Elliott
Trustee

Elliott Family Super Fund

Members Statement

Cleaver John Elliott
 17 Burra Place
 Braddon, Australian Capital Territory, 2612, Australia

Your Details		Nominated Beneficiaries	N/A
Date of Birth :	Provided	Vested Benefits	1,748,715.39
Age:	66	Total Death Benefit	1,748,715.39
Tax File Number:	Provided	Current Salary	0.00
Date Joined Fund:	30/04/2008	Previous Salary	0.00
Service Period Start Date:	18/01/1977	Disability Benefit	0.00
Date Left Fund:			
Member Code:	ELLCLE00001A		
Account Start Date:	30/04/2008		
Account Phase:	Accumulation Phase		
Account Description:	Accumulation		

Your Balance	
Total Benefits	1,748,715.39
<u>Preservation Components</u>	
Preserved	687,305.80
Unrestricted Non Preserved	1,061,409.59
Restricted Non Preserved	
<u>Tax Components</u>	
Tax Free	403,378.29
Taxable	1,345,337.10

Your Detailed Account Summary			
		This Year	Last Year
Opening balance at	01/07/2020	1,424,962.17	1,373,925.55
<u>Increases to Member account during the period</u>			
Employer Contributions			
Personal Contributions (Concessional)		25,000.00	25,000.00
Personal Contributions (Non Concessional)			
Government Co-Contributions			
Other Contributions			
Proceeds of Insurance Policies			
Transfers In			
Net Earnings		338,493.12	46,194.40
Internal Transfer In			
<u>Decreases to Member account during the period</u>			
Pensions Paid			
Contributions Tax		3,750.00	3,750.00
Income Tax		35,989.90	16,407.78
No TFN Excess Contributions Tax			
Excess Contributions Tax			
Refund Excess Contributions			
Division 293 Tax			
Insurance Policy Premiums Paid			
Management Fees			
Member Expenses			
Benefits Paid/Transfers Out			
Superannuation Surcharge Tax			
Internal Transfer Out			
Closing balance at	30/06/2021	1,748,715.39	1,424,962.17

Elliott Family Super Fund
Members Statement

Trustee's Disclaimer

This statement has been prepared by the Trustee for the member whose name appears at the top of this statement. Every effort has been made by the Trustee to ensure the accuracy and completeness of this Statement. The Trustee does not accept any liability for any error, omission or misprint. All amounts shown in relation to benefits do not take into account any amounts which may be withheld to satisfy the requirements imposed by the Income Tax Assessment Act 1936.

Signed by all the trustees of the fund

Hong Nhung Elliott
Trustee

Clever John Elliott
Trustee

Kim James Cleaver Elliott
Trustee

Samuel John Alexander Elliott
Trustee

Elliott Family Super Fund

Members Statement

Kim James Cleaver Elliott
 17 Burra Place
 Braddon, Australian Capital Territory, 2612, Australia

Your Details		Nominated Beneficiaries	N/A
Date of Birth :	Provided	Vested Benefits	55,350.46
Age:	36	Total Death Benefit	55,350.46
Tax File Number:	Provided	Current Salary	0.00
Date Joined Fund:	30/04/2008	Previous Salary	0.00
Service Period Start Date:		Disability Benefit	0.00
Date Left Fund:			
Member Code:	ELLKIM00001A		
Account Start Date:	30/04/2008		
Account Phase:	Accumulation Phase		
Account Description:	Accumulation		

Your Balance	
Total Benefits	55,350.46
<u>Preservation Components</u>	
Preserved	55,350.46
Unrestricted Non Preserved	
Restricted Non Preserved	
<u>Tax Components</u>	
Tax Free	3,796.85
Taxable	51,553.61

Your Detailed Account Summary		This Year	Last Year
Opening balance at	01/07/2020	38,085.31	28,934.21
<u>Increases to Member account during the period</u>			
Employer Contributions			
Personal Contributions (Concessional)		10,000.00	10,000.00
Personal Contributions (Non Concessional)			
Government Co-Contributions			
Other Contributions			
Proceeds of Insurance Policies			
Transfers In			
Net Earnings		9,807.97	1,009.76
Internal Transfer In			
<u>Decreases to Member account during the period</u>			
Pensions Paid			
Contributions Tax		1,500.00	1,500.00
Income Tax		1,042.82	358.66
No TFN Excess Contributions Tax			
Excess Contributions Tax			
Refund Excess Contributions			
Division 293 Tax			
Insurance Policy Premiums Paid			
Management Fees			
Member Expenses			
Benefits Paid/Transfers Out			
Superannuation Surcharge Tax			
Internal Transfer Out			
Closing balance at	30/06/2021	55,350.46	38,085.31

Elliott Family Super Fund
Members Statement

Trustee's Disclaimer

This statement has been prepared by the Trustee for the member whose name appears at the top of this statement. Every effort has been made by the Trustee to ensure the accuracy and completeness of this Statement. The Trustee does not accept any liability for any error, omission or misprint. All amounts shown in relation to benefits do not take into account any amounts which may be withheld to satisfy the requirements imposed by the Income Tax Assessment Act 1936.

Signed by all the trustees of the fund

Hong Nhung Elliott
Trustee

Cleaver John Elliott
Trustee

Kim James Cleaver Elliott
Trustee

Samuel John Alexander Elliott
Trustee

Elliott Family Super Fund

Members Statement

Samuel John Alexander Elliott
 17 Burra Place
 Braddon, Australian Capital Territory, 2612, Australia

Your Details		Nominated Beneficiaries	N/A
Date of Birth :	Provided	Vested Benefits	43,696.66
Age:	31	Total Death Benefit	43,696.66
Tax File Number:	Provided	Current Salary	0.00
Date Joined Fund:	30/04/2008	Previous Salary	0.00
Service Period Start Date:		Disability Benefit	0.00
Date Left Fund:			
Member Code:	ELLSAM00001A		
Account Start Date:	30/04/2008		
Account Phase:	Accumulation Phase		
Account Description:	Accumulation		

Your Balance	
Total Benefits	43,696.66
<u>Preservation Components</u>	
Preserved	43,696.66
Unrestricted Non Preserved	
Restricted Non Preserved	
<u>Tax Components</u>	
Tax Free	10,951.05
Taxable	32,745.61

Your Detailed Account Summary		This Year	Last Year
Opening balance at 01/07/2020		28,490.79	19,544.76
<u>Increases to Member account during the period</u>			
Employer Contributions			
Personal Contributions (Concessional)		10,000.00	10,000.00
Personal Contributions (Non Concessional)			
Government Co-Contributions			
Other Contributions			
Proceeds of Insurance Policies			
Transfers In			
Net Earnings		7,503.69	691.72
Internal Transfer In			
<u>Decreases to Member account during the period</u>			
Pensions Paid			
Contributions Tax		1,500.00	1,500.00
Income Tax		797.82	245.69
No TFN Excess Contributions Tax			
Excess Contributions Tax			
Refund Excess Contributions			
Division 293 Tax			
Insurance Policy Premiums Paid			
Management Fees			
Member Expenses			
Benefits Paid/Transfers Out			
Superannuation Surcharge Tax			
Internal Transfer Out			
Closing balance at 30/06/2021		43,696.66	28,490.79

Elliott Family Super Fund
Members Statement

Trustee's Disclaimer

This statement has been prepared by the Trustee for the member whose name appears at the top of this statement. Every effort has been made by the Trustee to ensure the accuracy and completeness of this Statement. The Trustee does not accept any liability for any error, omission or misprint. All amounts shown in relation to benefits do not take into account any amounts which may be withheld to satisfy the requirements imposed by the Income Tax Assessment Act 1936.

Signed by all the trustees of the fund

Hong Nhung Elliott
Trustee

Cleaver John Elliott
Trustee

Kim James Cleaver Elliott
Trustee

Samuel John Alexander Elliott
Trustee

Elliott Family Super Fund

Members Summary

As at 30 June 2021

Opening Balances	Increases				Decreases					Closing Balance	
	Contributions	Transfers In	Net Earnings	Insurance Proceeds	Pensions Paid	Contributions Tax	Taxes Paid	Benefits Paid/ Transfers Out	Insurance Premiums		Member Expenses
Hong Nhung Elliott (Age: 66)											
ELLHON00001A - Accumulation											
981,016.84	25,000.00		235,036.76			3,750.00	24,990.01				1,212,313.59
981,016.84	25,000.00		235,036.76			3,750.00	24,990.01				1,212,313.59
Cleaver John Elliott (Age: 66)											
ELLCLE00001A - Accumulation											
1,424,962.17	25,000.00		338,493.12			3,750.00	35,989.90				1,748,715.39
1,424,962.17	25,000.00		338,493.12			3,750.00	35,989.90				1,748,715.39
Kim James Cleaver Elliott (Age: 36)											
ELLKIM00001A - Accumulation											
38,085.31	10,000.00		9,807.97			1,500.00	1,042.82				55,350.46
38,085.31	10,000.00		9,807.97			1,500.00	1,042.82				55,350.46
Samuel John Alexander Elliott (Age: 31)											
ELLSAM00001A - Accumulation											
28,490.79	10,000.00		7,503.69			1,500.00	797.82				43,696.66
28,490.79	10,000.00		7,503.69			1,500.00	797.82				43,696.66
2,472,555.11	70,000.00		590,841.54			10,500.00	62,820.55				3,060,076.10

60400 - Bank Accounts

2021 Financial Year

Preparer Shelley Lian

Reviewer Steven Lee

Status Completed

Account Code	Description	CY Balance	LY Balance	Change
ANZ300876274	ANZ Business Premium Saver 3008-76274	\$294,622.65	\$291,166.45	1.19%
ANZ453231207	ANZ Business Online Saver 4532-31207	\$200,157.00	\$123.95	161382.05%
ANZ484484805	ANZ Cash Investment Acct 4844-84805	\$45.83	\$45.83	0%
ANZ909756205	ANZ V2 Plus 9097-56205	\$56,494.38	\$125,862.39	(55.11)%
ANZNBFI010634012	Bell Potter Direct Cash Account	\$75,625.86	\$75,699.19	(0.1)%
TOTAL		CY Balance	LY Balance	
		\$626,945.72	\$492,897.81	

Supporting Documents

- Bank Statement Report [Report](#)
- 2022-06-16 10.49.58.pdf [ANZ300876274](#)
- Bank_stats_ANZ_274.pdf [ANZ300876274](#)
- Bank_stats_ANZ_207.pdf [ANZ453231207](#)
- Bank_stats_ANZ_805.pdf [ANZ484484805](#)
- Bank_stats_ANZ_205.pdf [ANZ909756205](#)
- Belldirect 20-21.pdf [ANZNBFI010634012](#)

Standard Checklist

- Attach Copies of Bank Statements
- Attach copy of Bank Statement Report
- Ensure all Balances match Statement Balances at June 30
- Ensure all Transactions have been entered

Elliott Family Super Fund

Bank Statement Report

For The Period 01 July 2020 to 30 June 2021

Chart Code: 60400 / ANZ300876274

Account Name: ANZ Business Premium Saver 3008-76274

BSB and Account Number: 012084 300876274

Opening Balance	-	Total Debits	+	Total Credits	=	Closing Balance
\$ 291,166.45				\$ 3,456.20		\$ 294,622.65

Data Feed Used

Date	Description	Debit \$	Credit \$	Ledger Balance \$	Statement Balance \$	Variance \$
01/07/2020	Opening Balance			291,166.45		
27/07/2020	CREDIT INTEREST FROM 9760-66108 EFFECTIVE DATE 25 JUL 2020		3,309.04	294,475.49		
31/07/2020	CREDIT INTEREST PAID		12.40	294,487.89		
31/08/2020	CREDIT INTEREST PAID		12.50	294,500.39		
30/09/2020	CREDIT INTEREST PAID		12.10	294,512.49		
30/10/2020	CREDIT INTEREST PAID		12.11	294,524.60		
30/11/2020	CREDIT INTEREST PAID		12.50	294,537.10		
31/12/2020	CREDIT INTEREST PAID		12.51	294,549.61		
29/01/2021	CREDIT INTEREST PAID		11.70	294,561.31		
26/02/2021	CREDIT INTEREST PAID		11.30	294,572.61		
31/03/2021	CREDIT INTEREST PAID		13.32	294,585.93		
30/04/2021	CREDIT INTEREST PAID		12.10	294,598.03		
31/05/2021	CREDIT INTEREST PAID		12.51	294,610.54		
30/06/2021	Interest		12.11	294,622.65		
30/06/2021	CLOSING BALANCE			294,622.65		
			3,456.20			

Elliott Family Super Fund Bank Statement Report

For The Period 01 July 2020 to 30 June 2021

Chart Code: 60400 / ANZ453231207

Account Name: ANZ Business Online Saver 4532-31207

BSB and Account Number: 012950 453231207

Opening Balance	-	Total Debits	+	Total Credits	=	Closing Balance	Data Feed Used
\$ 123.95				\$ 200,033.05		\$ 200,157.00	

Date	Description	Debit \$	Credit \$	Ledger Balance \$	Statement Balance \$	Variance \$
01/07/2020	Opening Balance			123.95		
14/12/2020	ANZ INTERNET BANKING FUNDS TFER TRANSFER 338115 FROM 909756205 EFFECTIVE DATE 12 DEC 2020 [ANZ INTERNET BANKING FUNDS TRANSFER TRANSFER 338115 TO 012950453231207]		100,000.00	100,123.95		
31/12/2020	CREDIT INTEREST PAID		2.60	100,126.55		
29/01/2021	CREDIT INTEREST PAID		3.98	100,130.53		
26/02/2021	CREDIT INTEREST PAID		3.84	100,134.37		
31/03/2021	CREDIT INTEREST PAID		4.53	100,138.90		
30/04/2021	CREDIT INTEREST PAID		4.11	100,143.01		
20/05/2021	ANZ INTERNET BANKING FUNDS TRANSFER TRANSFER 183655 TO 012950453231207 [ANZ INTERNET BANKING FUNDS TFER TRANSFER 183655 FROM 909756205]		100,000.00	200,143.01		
31/05/2021	CREDIT INTEREST PAID		5.76	200,148.77		
30/06/2021	CREDIT INTEREST PAID		8.23	200,157.00		
30/06/2021	CLOSING BALANCE			200,157.00		
			200,033.05			

Elliott Family Super Fund
Bank Statement Report

For The Period 01 July 2020 to 30 June 2021

Chart Code: 60400 / ANZ484484805

Account Name: ANZ Cash Investment Acct 4844-84805

BSB and Account Number: 012012 484484805

Opening Balance	-	Total Debits	+	Total Credits	=	Closing Balance	Data Feed Used
\$ 45.83						\$ 45.83	

Date	Description	Debit	Credit	Ledger Balance	Statement Balance	Variance
		\$	\$	\$	\$	\$
01/07/2020	Opening Balance			45.83		
30/06/2021	CLOSING BALANCE			45.83		

Elliott Family Super Fund Bank Statement Report

For The Period 01 July 2020 to 30 June 2021

Chart Code: 60400 / ANZ909756205

Account Name: ANZ V2 Plus 9097-56205

BSB and Account Number: 012941 909756205

Opening Balance	-	Total Debits	+	Total Credits	=	Closing Balance	Data Feed Used
\$ 125,862.39		\$ 244,544.84		\$ 175,176.83		\$ 56,494.38	

Date	Description	Debit \$	Credit \$	Ledger Balance \$	Statement Balance \$	Variance \$
01/07/2020	Opening Balance			125,862.39		
01/07/2020	QUARTERLY INTEREST		1.71	125,864.10		
03/07/2020	DEPOSIT FROM NAB INTERIM DIV DV211/01043663 [System Matched Income Data]		210.00	126,074.10		
03/07/2020	EFTPOS BUNNINGS 436000 BELCONNEN AU AUD 19.28	19.28		126,054.82		
03/07/2020	EFTPOS BUNNINGS 436000 BELCONNEN AU AUD 56.82	56.82		125,998.00		
07/07/2020	DEPOSIT		1,060.00	127,058.00		
13/07/2020	DEPOSIT		940.00	127,998.00		
14/07/2020	EFTPOS POPES ELECTRICAL MITCHELL ACTAU AUD 18.21	18.21		127,979.79		
20/07/2020	EFTPOS OFFICEWORKS 0262 BRADDON AU AUD 3.20	3.20		127,976.59		
21/07/2020	DEPOSIT		1,060.00	129,036.59		
22/07/2020	EFTPOS BUNNINGS 475000 MAJURA AU AUD 65.83	65.83		128,970.76		
27/07/2020	DEPOSIT		940.00	129,910.76		
31/07/2020	DEPOSIT FROM ADVANTAGE ONE CENTURY 21		1,151.65	131,062.41		
31/07/2020	DEPOSIT FROM ADVANTAGE ONE CENTURY 21		1,373.48	132,435.89		
03/08/2020	DEPOSIT		1,060.00	133,495.89		
05/08/2020	DEPOSIT FROM METCASH LIMITED S00061230831 [System Matched Income Data]		145.93	133,641.82		

Elliott Family Super Fund
Bank Statement Report

For The Period 01 July 2020 to 30 June 2021

Date	Description	Debit \$	Credit \$	Ledger Balance \$	Statement Balance \$	Variance \$
10/08/2020	DEPOSIT		940.00	134,581.82		
14/08/2020	DEPOSIT FROM TCL DIV/DIST AUF20/00840574 [System Matched Income Data]		640.00	135,221.82		
18/08/2020	DEPOSIT		1,060.00	136,281.82		
24/08/2020	DEPOSIT		940.00	137,221.82		
31/08/2020	DEPOSIT FROM ADVANTAGE ONE CENTURY 21		1,290.66	138,512.48		
31/08/2020	DEPOSIT FROM ADVANTAGE ONE CENTURY 21		1,373.48	139,885.96		
01/09/2020	DEPOSIT		1,060.00	140,945.96		
07/09/2020	DEPOSIT		940.00	141,885.96		
10/09/2020	WITHDRAWAL ANZ INTERNET BANKING PAYMENT 283578	715.00		141,170.96		
11/09/2020	ANZ INTERNET BANKING BILLPAY ICON WATER 277820	166.85		141,004.11		
11/09/2020	ANZ INTERNET BANKING BILLPAY ACT REVENUE OFFICE 281050	531.19		140,472.92		
11/09/2020	ANZ INTERNET BANKING BILLPAY ACT REVENUE OFFICE 280443	698.53		139,774.39		
11/09/2020	ANZ INTERNET BANKING BILLPAY RATE PAYMENTS 279058	1,158.48		138,615.91		
11/09/2020	ANZ INTERNET BANKING BILLPAY RATE PAYMENTS 278504	1,418.22		137,197.69		
11/09/2020	ANZ INTERNET BANKING BILLPAY TAX OFFICE PAYMENTS 282389	2,796.19		134,401.50		
15/09/2020	DEPOSIT		1,060.00	135,461.50		
17/09/2020	EFTPOS BUNNINGS 475000 MAJURA AU AUD 7.12	7.12		135,454.38		
17/09/2020	EFTPOS BUNNINGS 475000 MAJURA AU AUD 166.56	166.56		135,287.82		
21/09/2020	DEPOSIT		940.00	136,227.82		
24/09/2020	DEPOSIT FROM RESMED DIVIDEND SEP20/00817248		37.96	136,265.78		
24/09/2020	DEPOSIT FROM TLS FNL DIV 001249987617 [System Matched Income Data]		568.00	136,833.78		

Elliott Family Super Fund
Bank Statement Report

For The Period 01 July 2020 to 30 June 2021

Date	Description	Debit \$	Credit \$	Ledger Balance \$	Statement Balance \$	Variance \$
28/09/2020	DEPOSIT		1,060.00	137,893.78		
29/09/2020	DEPOSIT FROM TASSAL GROUP LTD SEP20/00803932 [System Matched Income Data]		270.00	138,163.78		
29/09/2020	EFTPOS BUNNINGS 436000 BELCONNEN AU AUD 201.46	201.46		137,962.32		
29/09/2020	EFTPOS TOTAL TOOLS FYSHWICK FYSHWICK AC AUD 38.55	38.55		137,923.77		
30/09/2020	ANZ INTERNET BANKING BILLPAY DEFT PAYMENTS 308207	1,340.52		136,583.25		
30/09/2020	CARD ENTRY AT BELCONNEN		480.00	137,063.25		
30/09/2020	DEPOSIT FROM ADVANTAGE ONE CENTURY 21		1,151.65	138,214.90		
30/09/2020	DEPOSIT FROM ADVANTAGE ONE CENTURY 21		1,373.48	139,588.38		
01/10/2020	QUARTERLY INTEREST		3.42	139,591.80		
02/10/2020	EFTPOS BUNNINGS 461000 FYSHWICK AU AUD 105.78	105.78		139,486.02		
05/10/2020	DEPOSIT		940.00	140,426.02		
12/10/2020	EFTPOS BUNNINGS 461000 FYSHWICK AU AUD 31.83	31.83		140,394.19		
12/10/2020	EFTPOS BUNNINGS 475000 MAJURA AU AUD 226.97	226.97		140,167.22		
13/10/2020	DEPOSIT		1,060.00	141,227.22		
15/10/2020	DEPOSIT FROM HEALIUS DIV OCT20/00805907 [System Matched Income Data]		156.00	141,383.22		
19/10/2020	DEPOSIT		940.00	142,323.22		
21/10/2020	DEPOSIT FROM GR ENGINEERING OCT20/00800593 [System Matched Income Data]		252.00	142,575.22		
27/10/2020	DEPOSIT		1,060.00	143,635.22		
29/10/2020	ANZ INTERNET BANKING BILLPAY TAX OFFICE PAYMENTS 646143	2,934.00		140,701.22		
30/10/2020	DEPOSIT FROM ADVANTAGE ONE CENTURY 21		1,151.65	141,852.87		
30/10/2020	DEPOSIT FROM ADVANTAGE ONE CENTURY 21		1,717.95	143,570.82		

Elliott Family Super Fund
Bank Statement Report

For The Period 01 July 2020 to 30 June 2021

Date	Description	Debit \$	Credit \$	Ledger Balance \$	Statement Balance \$	Variance \$
02/11/2020	EFTPOS BUNNINGS 475000 MAJURA AU AUD 13.81	13.81		143,557.01		
02/11/2020	DEPOSIT		940.00	144,497.01		
04/11/2020	EFTPOS BUNNINGS 475000 MAJURA AU AUD 32.97		32.97	144,529.98		
05/11/2020	ANZ INTERNET BANKING BILLPAY ICON WATER 850043	166.85		144,363.13		
05/11/2020	ANZ INTERNET BANKING BILLPAY TAX OFFICE PAYMENTS 848837	3,048.00		141,315.13		
11/11/2020	EFTPOS SPOTLIGHT 042 \QUEANBEYAN AU AUD 120.00	120.00		141,195.13		
11/11/2020	DEPOSIT		1,060.00	142,255.13		
12/11/2020	EFTPOS SPOTLIGHT 042 \QUEANBEYAN AU AUD 30.00	30.00		142,225.13		
16/11/2020	DEPOSIT		940.00	143,165.13		
25/11/2020	DEPOSIT FROM DUC TRAN RENTCOVID		1,060.00	144,225.13		
30/11/2020	DEPOSIT		940.00	145,165.13		
30/11/2020	DEPOSIT FROM ADVANTAGE ONE CENTURY 21		1,373.48	146,538.61		
30/11/2020	DEPOSIT FROM ADVANTAGE ONE CENTURY 21		1,440.66	147,979.27		
07/12/2020	EFTPOS PLUMBWORKS PLUMBING\LATHAM AU AUD 175.00	175.00		147,804.27		
07/12/2020	EFTPOS OCONNOR IGA O CONNOR ACTAU AUD 14.90	14.90		147,789.37		
08/12/2020	EFTPOS REECE 2017 \BRADDON AU AUD 57.95	57.95		147,731.42		
08/12/2020	DEPOSIT		1,060.00	148,791.42		
10/12/2020	DEPOSIT		5,000.00	153,791.42		
10/12/2020	DEPOSIT FROM NAB FINAL DIV DV212/00538898 [System Matched Income Data]		268.50	154,059.92		
14/12/2020	ANZ INTERNET BANKING FUNDS TFER TRANSFER 338115 FROM 909756205 EFFECTIVE DATE 12 DEC 2020 [ANZ INTERNET BANKING FUNDS TRANSFER TRANSFER 338115 TO 012950453231207]	100,000.00		54,059.92		

Elliott Family Super Fund
Bank Statement Report

For The Period 01 July 2020 to 30 June 2021

Date	Description	Debit \$	Credit \$	Ledger Balance \$	Statement Balance \$	Variance \$
15/12/2020	DEPOSIT		940.00	54,999.92		
17/12/2020	DEPOSIT FROM RESMED DIVIDEND DEC20/00817061		37.75	55,037.67		
17/12/2020	ANZ INTERNET BANKING BILLPAY DEFT PAYMENTS 161912	3,571.44		51,466.23		
17/12/2020	DEPOSIT		20,000.00	71,466.23		
21/12/2020	DEPOSIT		1,060.00	72,526.23		
29/12/2020	DEPOSIT		940.00	73,466.23		
31/12/2020	DEPOSIT FROM ADVANTAGE ONE CENTURY 21		1,151.65	74,617.88		
31/12/2020	DEPOSIT FROM ADVANTAGE ONE CENTURY 21		2,062.42	76,680.30		
01/01/2021	QUARTERLY INTEREST		3.31	76,683.61		
04/01/2021	ANZ INTERNET BANKING BILLPAY ACT REVENUE OFFICE 358531	532.09		76,151.52		
04/01/2021	ANZ INTERNET BANKING BILLPAY ACT REVENUE OFFICE 358134	698.53		75,452.99		
04/01/2021	ANZ INTERNET BANKING BILLPAY RATE PAYMENTS 359231	1,163.30		74,289.69		
04/01/2021	ANZ INTERNET BANKING BILLPAY RATE PAYMENTS 358888	1,445.55		72,844.14		
04/01/2021	DEPOSIT		1,060.00	73,904.14		
11/01/2021	EFTPOS BUNNINGS 461000 FYSHWICK AU AUD 17.35	17.35		73,886.79		
12/01/2021	DEPOSIT		940.00	74,826.79		
20/01/2021	DEPOSIT FROM DUC TRAN RENTCOVID		1,060.00	75,886.79		
25/01/2021	DEPOSIT		940.00	76,826.79		
29/01/2021	DEPOSIT FROM METCASH LIMITED S00061230831 [System Matched Income Data]		179.60	77,006.39		
29/01/2021	DEPOSIT FROM ADVANTAGE ONE CENTURY 21		702.67	77,709.06		
29/01/2021	DEPOSIT FROM ADVANTAGE ONE CENTURY 21		1,151.65	78,860.71		

Elliott Family Super Fund
Bank Statement Report

For The Period 01 July 2020 to 30 June 2021

Date	Description	Debit \$	Credit \$	Ledger Balance \$	Statement Balance \$	Variance \$
02/02/2021	DEPOSIT FROM DUC TRAN RENTCOVID		1,060.00	79,920.71		
08/02/2021	DEPOSIT		950.00	80,870.71		
12/02/2021	DEPOSIT		10,000.00	90,870.71		
12/02/2021	DEPOSIT		10,000.00	100,870.71		
16/02/2021	DEPOSIT FROM TCL DIV/DIST AUI21/00840441 [System Matched Income Data]		600.00	101,470.71		
16/02/2021	DEPOSIT FROM DUC TRAN RENTCOVID5		1,060.00	102,530.71		
22/02/2021	DEPOSIT		950.00	103,480.71		
22/02/2021	EFTPOS OFFICEWORKS 0264 BELCONNEN AU AUD 536.88	536.88		102,943.83		
24/02/2021	EFTPOS OFFICEWORKS 0262 BRADDON AU AUD 39.88		39.88	102,983.71		
26/02/2021	EFTPOS MISTER MINIT MAJURA MAJURA PARK ACTAU AUD 28.65	28.65		102,955.06		
26/02/2021	DEPOSIT FROM ADVANTAGE ONE CENTURY 21		1,096.65	104,051.71		
26/02/2021	DEPOSIT FROM ADVANTAGE ONE CENTURY 21		2,041.81	106,093.52		
01/03/2021	EFTPOS BUNNINGS 475000 MAJURA AU AUD 8.85	8.85		106,084.67		
01/03/2021	ANZ INTERNET BANKING BILLPAY ICON WATER 238954	166.85		105,917.82		
01/03/2021	ANZ INTERNET BANKING BILLPAY ACT REVENUE OFFICE 241475	535.57		105,382.25		
01/03/2021	ANZ INTERNET BANKING BILLPAY ACT REVENUE OFFICE 240198	688.16		104,694.09		
01/03/2021	ANZ INTERNET BANKING BILLPAY DEFT PAYMENTS 237453	1,785.72		102,908.37		
01/03/2021	DEPOSIT FROM DUC TRAN RENTCOVID4		1,060.00	103,968.37		
02/03/2021	DIRECT CREDIT - CREDIT FROM VCX DST 001255665870 ELLIOTT FAMILY SUPERFUND [System Matched Income Data]		136.00	104,104.37		
02/03/2021	ANZ INTERNET BANKING BILLPAY TAX OFFICE PAYMENTS 585493	3,048.00		101,056.37		
02/03/2021	DIRECT DEBIT DEBIT TO BUDGET DIRECT 115355582061964301 ELLIOTT FAMILY SUPER	1,716.44		99,339.93		

Elliott Family Super Fund

Bank Statement Report

For The Period 01 July 2020 to 30 June 2021

Date	Description	Debit \$	Credit \$	Ledger Balance \$	Statement Balance \$	Variance \$
	FUND					
08/03/2021	DIRECT DEBIT - DEBIT TO BUDGET DIRECT 116021824062154463 ELLIOTT C MR	355.75		98,984.18		
08/03/2021	DIRECT DEBIT - DEBIT TO BUDGET DIRECT 116023229062154547 ELLIOTT FAMILY SUPER FUND	497.81		98,486.37		
09/03/2021	DEPOSIT		950.00	99,436.37		
16/03/2021	DEPOSIT		1,060.00	100,496.37		
18/03/2021	DEPOSIT FROM RESMED DIVIDEND MAR21/00816919		35.20	100,531.57		
18/03/2021	EFTPOS BUNNINGS 475000 MAJURA AU AUD 178.60	178.60		100,352.97		
22/03/2021	DEPOSIT		950.00	101,302.97		
22/03/2021	ANZ INTERNET BANKING BILLPAY RATE PAYMENTS 678617	1,149.33		100,153.64		
22/03/2021	ANZ INTERNET BANKING BILLPAY DEFT PAYMENTS 679923	1,340.48		98,813.16		
22/03/2021	ANZ INTERNET BANKING BILLPAY RATE PAYMENTS 677716	1,469.47		97,343.69		
23/03/2021	DEPOSIT FROM SGM DIVIDEND 001258716148 [System Matched Income Data]		108.00	97,451.69		
26/03/2021	DEPOSIT FROM TLS ITM DIV 001257040880 [System Matched Income Data]		568.00	98,019.69		
30/03/2021	DEPOSIT FROM TASSAL GROUP LTD MAR21/00804344 [System Matched Income Data]		210.00	98,229.69		
31/03/2021	DEPOSIT		1,060.00	99,289.69		
31/03/2021	CARD ENTRY AT DICKSON		780.00	100,069.69		
31/03/2021	DEPOSIT FROM ADVANTAGE ONE CENTURY 21		1,409.74	101,479.43		
31/03/2021	DEPOSIT FROM ADVANTAGE ONE CENTURY 21		1,440.66	102,920.09		
01/04/2021	QUARTERLY INTEREST		2.23	102,922.32		
01/04/2021	DEPOSIT FROM GR ENGINEERING APR21/00800597 [System Matched Income Data]		315.00	103,237.32		

Elliott Family Super Fund
Bank Statement Report

For The Period 01 July 2020 to 30 June 2021

Date	Description	Debit \$	Credit \$	Ledger Balance \$	Statement Balance \$	Variance \$
07/04/2021	DEPOSIT		950.00	104,187.32		
07/04/2021	DEPOSIT FROM WPP AUNZ LTD APR21/00802811 [System Matched Income Data]		770.00	104,957.32		
12/04/2021	DEPOSIT		1,060.00	106,017.32		
14/04/2021	DEPOSIT		25,000.00	131,017.32		
15/04/2021	DEPOSIT FROM HEALIUS DIV APR21/00805334 [System Matched Income Data]		390.00	131,407.32		
19/04/2021	EFTPOS REECE 2017 \BRADDON AU AUD 29.46	29.46		131,377.86		
20/04/2021	EFTPOS BUNNINGS 475000 MAJURA AU AUD 2.33	2.33		131,375.53		
20/04/2021	EFTPOS BUNNINGS 436000 BELCONNEN AU AUD 65.41	65.41		131,310.12		
21/04/2021	DEPOSIT FROM AGL REPLACEMENT MAR21/99998120		301.00	131,611.12		
21/04/2021	EFTPOS OFFICEWORKS 0262 BRADDON AU AUD 6.00	6.00		131,605.12		
21/04/2021	DEPOSIT FROM AGL REPLACEMENT AG138/53061092		669.00	132,274.12		
21/04/2021	EFTPOS BUNNINGS 436000 BELCONNEN AU AUD 56.05		56.05	132,330.17		
21/04/2021	EFTPOS BUNNINGS 436000 BELCONNEN AU AUD 60.36	60.36		132,269.81		
22/04/2021	DEPOSIT FROM WES REPLACEMENT INT21/99997799		704.00	132,973.81		
22/04/2021	DEPOSIT FROM WES REPLACEMENT FIN20/99995957		760.00	133,733.81		
22/04/2021	EFTPOS BUNNINGS 436000 BELCONNEN AU AUD 58.85	58.85		133,674.96		
22/04/2021	DEPOSIT		990.00	134,664.96		
22/04/2021	EFTPOS BUNNINGS 436000 BELCONNEN AU AUD 42.35	42.35		134,622.61		
26/04/2021	DEPOSIT FROM DUC TRAN RENTSOPHIEMICHAEL		960.00	135,582.61		
29/04/2021	DEPOSIT		990.00	136,572.61		
29/04/2021	EFTPOS BUNNINGS 461000 FYSHWICK AU AUD 46.31	46.31		136,526.30		

Elliott Family Super Fund
Bank Statement Report

For The Period 01 July 2020 to 30 June 2021

Date	Description	Debit \$	Credit \$	Ledger Balance \$	Statement Balance \$	Variance \$
30/04/2021	DEPOSIT FROM ADVANTAGE ONE CENTURY 21		1,170.00	137,696.30		
30/04/2021	DEPOSIT FROM ADVANTAGE ONE CENTURY 21		1,409.74	139,106.04		
30/04/2021	SELF SERVICE ADDITIONAL WITHDRAWAL FEE 3 DEBIT TRANSACTIONS	1.50		139,104.54		
07/05/2021	DEPOSIT FROM WPP AUNZ LTD 21MAY/00802804 [System Matched Income Data]		2,730.00	141,834.54		
10/05/2021	DEPOSIT		960.00	142,794.54		
11/05/2021	EFTPOS BUNNINGS 475000 MAJURA AU AUD 87.53	87.53		142,707.01		
12/05/2021	EFTPOS BUNNINGS 475000 MAJURA AU AUD 1.19	1.19		142,705.82		
17/05/2021	DEPOSIT		742.50	143,448.32		
17/05/2021	ANZ INTERNET BANKING BILLPAY ACT REVENUE OFFICE 331422	532.00		142,916.32		
17/05/2021	ANZ INTERNET BANKING BILLPAY ACT REVENUE OFFICE 331416	690.94		142,225.38		
18/05/2021	DEPOSIT FROM WPP AUNZ LIMITED MAY21/00802815 [WPP.AX merger / takeover as at 18/05/2021]		8,750.00	150,975.38		
18/05/2021	ANZ INTERNET BANKING BILLPAY ICON WATER 625828	166.79		150,808.59		
18/05/2021	ANZ INTERNET BANKING BILLPAY TAX OFFICE PAYMENTS 628363	3,048.00		147,760.59		
18/05/2021	WITHDRAWAL ANZ INTERNET BANKING PAYMENT 729511	535.00		147,225.59		
20/05/2021	ANZ INTERNET BANKING FUNDS TRANSFER TRANSFER 183655 TO 012950453231207 [ANZ INTERNET BANKING FUNDS TFER TRANSFER 183655 FROM 909756205]	100,000.00		47,225.59		
24/05/2021	EFTPOS BUNNINGS 461000 FYSHWICK AU AUD 10.16	10.16		47,215.43		
24/05/2021	DEPOSIT		960.00	48,175.43		
31/05/2021	ANZ INTERNET BANKING BILLPAY DEFT PAYMENTS 455480	1,785.72		46,389.71		
31/05/2021	EFTPOS BUNNINGS 475000 MAJURA AU AUD 25.02	25.02		46,364.69		
31/05/2021	EFTPOS EX-GOVIE FURNITURE NEW FYSHWICK AU AUD 88.00	88.00		46,276.69		

Elliott Family Super Fund
Bank Statement Report

For The Period 01 July 2020 to 30 June 2021

Date	Description	Debit \$	Credit \$	Ledger Balance \$	Statement Balance \$	Variance \$
31/05/2021	DEPOSIT FROM ADVANTAGE ONE CENTURY 21		1,409.74	47,686.43		
31/05/2021	DEPOSIT FROM ADVANTAGE ONE CENTURY 21		1,486.54	49,172.97		
08/06/2021	DEPOSIT		960.00	50,132.97		
10/06/2021	DEPOSIT		990.00	51,122.97		
17/06/2021	DEPOSIT FROM RESMED DIVIDEND JUN21/00817053		35.32	51,158.29		
22/06/2021	DEPOSIT		960.00	52,118.29		
24/06/2021	DEPOSIT		990.00	53,108.29		
28/06/2021	DEPOSIT		788.00	53,896.29		
30/06/2021	DEPOSIT FROM ADVANTAGE ONE CENTURY 21		1,188.35	55,084.64		
30/06/2021	DEPOSIT FROM ADVANTAGE ONE CENTURY 21		1,409.74	56,494.38		
30/06/2021	CLOSING BALANCE			56,494.38		
		244,544.84	175,176.83			

Elliott Family Super Fund
Bank Statement Report

For The Period 01 July 2020 to 30 June 2021

Chart Code: 60400 / ANZNBFI010634012

Account Name: Bell Potter Direct Cash Account

BSB and Account Number: 013986 010634012

Opening Balance - **Total Debits** + **Total Credits** = **Closing Balance**
 \$ 75,699.19 \$ 100.00 \$ 26.67 \$ 75,625.86

Data Feed Used

Date	Description	Debit \$	Credit \$	Ledger Balance \$	Statement Balance \$	Variance \$
01/07/2020	Opening Balance			75,699.19		
30/06/2021	Interest		26.67	75,725.86		
30/06/2021	Total expense	100.00		75,625.86		
30/06/2021	CLOSING BALANCE			75,625.86		
		100.00	26.67			

ANZ BUSINESS ESSENTIALS STATEMENT

Account Number 3008-76274

Transaction Details

Please retain this statement for taxation purposes

Date	Transaction Details	Withdrawals (\$)	Deposits (\$)	Balance (\$)
2021				
25 JUN	OPENING BALANCE			294,610.54
30 JUN	CREDIT INTEREST PAID		12.11	294,622.65
26 JUL	CREDIT INTEREST FROM 9760-66108		3,300.00	297,922.65
	EFFECTIVE DATE 24 JUL 2021			
26 JUL	PRINCIPAL TRANSFERRED FROM		120,000.00	417,922.65
	9760-66108			
	EFFECTIVE DATE 24 JUL 2021			
	TOTALS AT END OF PAGE	\$0.00	\$123,312.11	
	TOTALS AT END OF PERIOD	\$0.00	\$123,312.11	\$417,922.65

This Statement Includes

Interest earned on deposits

\$3,312.11

Yearly Summary

Previous Year to 30/06/2021 (\$)

Interest earned on deposits

147.16

No transaction fees* for ANZ cardholders across the new atmX by Armaguard network

As an ANZ cardholder you can withdraw cash or make a balance enquiry, with no transaction fee* at any atmX by Armaguard ATM.

*Terms and conditions apply.

Visit www.anz.com.au/ways-to-bank/atms for further detail and terms and conditions.

IMPORTANT INFORMATION

PLEASE CHECK THE ENTRIES AND CALL 13 13 14 REGARDING ANY ERRORS ON THIS STATEMENT.

All entries generated are subject to authorisation and verification and if necessary, adjustments will appear on a later statement.

If you have a complaint or unresolved issue with ANZ's product or service please call our National Feedback Line **1800 805 154** and advise us. Further information in relation to ANZ's dispute resolution process and this product (including details of benefits or fees and charges) is available on request and you can access this information by reviewing the Terms and Conditions, and Fees and Charges brochures which can be found at www.anz.com or by calling **13 13 14**.



BUSINESS PREMIUM SAVER STATEMENT

STATEMENT NUMBER 48
26 JUNE 2020 TO 24 JULY 2020

THE TRUSTEE
ELLIOTT FAMILY SUPER FUND
17 BURRA PL
BRADDON ACT 2612

WELCOME TO YOUR ANZ ACCOUNT AT A GLANCE

Account Details

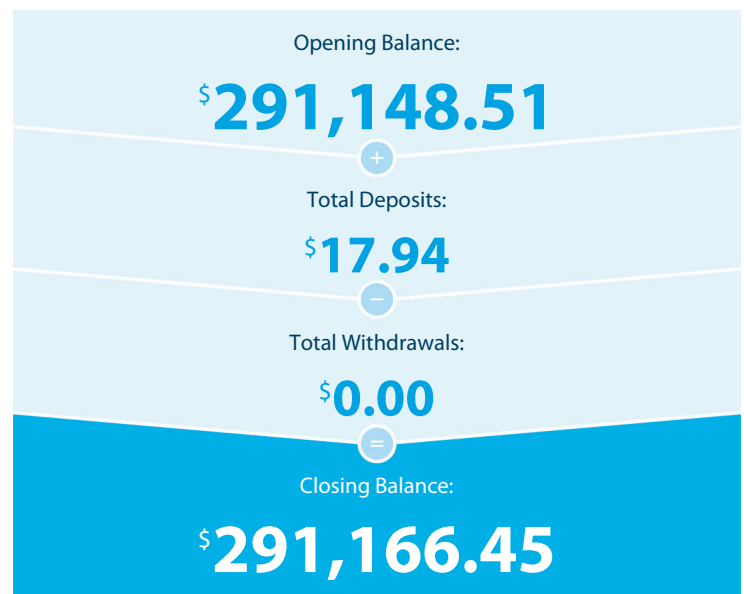
ELLIOTT FAMILY SUPER FUND

Branch Number (BSB)

012-084

Account Number

3008-76274



NEED TO GET IN TOUCH?



ANZ Internet Banking
anz.com

OR



Enquiries: 13 13 14
Lost/Stolen Cards: 1800 033 844

BUSINESS PREMIUM SAVER STATEMENT

Account Number 3008-76274

Transaction Details

Please retain this statement for taxation purposes

Date	Transaction Details	Withdrawals (\$)	Deposits (\$)	Balance (\$)
2020				
26 JUN	OPENING BALANCE			291,148.51
30 JUN	CREDIT INTEREST PAID		17.94	291,166.45
	TOTALS AT END OF PAGE	\$0.00	\$17.94	
	TOTALS AT END OF PERIOD	\$0.00	\$17.94	\$291,166.45

This Statement Includes

Interest earned on deposits	\$17.94
-----------------------------	---------

Yearly Summary

Previous Year to 30/06/2020 (\$)

Interest earned on deposits	129.59
-----------------------------	--------

New Profile menu in ANZ Internet Banking

The new Profile menu in ANZ Internet Banking lets you securely manage your contact information and security details. You can find the new menu in the top right corner of ANZ Internet Banking.

Keep your contact information up to date, as these details may be used for security purposes (e.g. to verify transactions), or send you account information.

You can also choose which offers and promotions you want to receive and how. You can select as many as you like and make changes any time.

Visit www.anz.com.au to explore your Profile today.

IMPORTANT INFORMATION

PLEASE CHECK THE ENTRIES AND CALL 13 13 14 REGARDING ANY ERRORS ON THIS STATEMENT.

All entries generated are subject to authorisation and verification and if necessary, adjustments will appear on a later statement.

If you have a complaint or unresolved issue with ANZ's product or service please call our National Feedback Line **1800 805 154** and advise us. Further information in relation to ANZ's dispute resolution process and this product (including details of benefits or fees and charges) is available on request and you can access this information by reviewing the Terms and Conditions, and Fees and Charges brochures which can be found at www.anz.com or by calling **13 13 14**.



BUSINESS PREMIUM SAVER STATEMENT

STATEMENT NUMBER 49
24 JULY 2020 TO 26 AUGUST 2020

THE TRUSTEE
ELLIOTT FAMILY SUPER FUND
17 BURRA PL
BRADDON ACT 2612

WELCOME TO YOUR ANZ ACCOUNT AT A GLANCE

Account Details

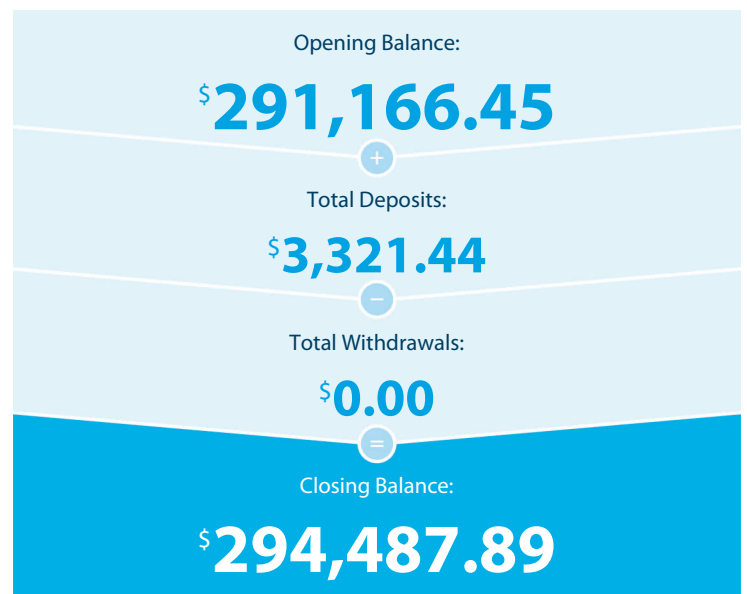
ELLIOTT FAMILY SUPER FUND

Branch Number (BSB)

012-084

Account Number

3008-76274



NEED TO GET IN TOUCH?



ANZ Internet Banking
anz.com

OR



Enquiries: 13 13 14
Lost/Stolen Cards: 1800 033 844

BUSINESS PREMIUM SAVER STATEMENT

Account Number 3008-76274

Transaction Details

Please retain this statement for taxation purposes

Date	Transaction Details	Withdrawals (\$)	Deposits (\$)	Balance (\$)
2020				
24 JUL	OPENING BALANCE			291,166.45
27 JUL	CREDIT INTEREST FROM 9760-66108 EFFECTIVE DATE 25 JUL 2020		3,309.04	294,475.49
31 JUL	CREDIT INTEREST PAID		12.40	294,487.89
	TOTALS AT END OF PAGE	\$0.00	\$3,321.44	
	TOTALS AT END OF PERIOD	\$0.00	\$3,321.44	\$294,487.89

This Statement Includes

Interest earned on deposits	\$3,321.44
-----------------------------	------------

Update your profile in the ANZ App or ANZ Internet Banking

New mobile number or email address? No worries. You can update your details via Profile in the ANZ App or ANZ Internet Banking. By keeping your details up to date, we can contact you for security purposes (e.g. send you an SMS one-time passcode or verify transactions), or send you account information.

Forgot your password? We've all been there. You can also securely reset your ANZ App PIN or change ANZ Internet Banking password too. It's all in one place – your Profile.

Visit www.anz.com.au/ways-to-bank to learn about how you can manage your money, simply and securely.

IMPORTANT INFORMATION

PLEASE CHECK THE ENTRIES AND CALL 13 13 14 REGARDING ANY ERRORS ON THIS STATEMENT.

All entries generated are subject to authorisation and verification and if necessary, adjustments will appear on a later statement.

If you have a complaint or unresolved issue with ANZ's product or service please call our National Feedback Line **1800 805 154** and advise us. Further information in relation to ANZ's dispute resolution process and this product (including details of benefits or fees and charges) is available on request and you can access this information by reviewing the Terms and Conditions, and Fees and Charges brochures which can be found at www.anz.com or by calling **13 13 14**.



BUSINESS PREMIUM SAVER STATEMENT

STATEMENT NUMBER 50

26 AUGUST 2020 TO 25 SEPTEMBER 2020

THE TRUSTEE
ELLIOTT FAMILY SUPER FUND
17 BURRA PL
BRADDON ACT 2612

WELCOME TO YOUR ANZ ACCOUNT AT A GLANCE

Account Details

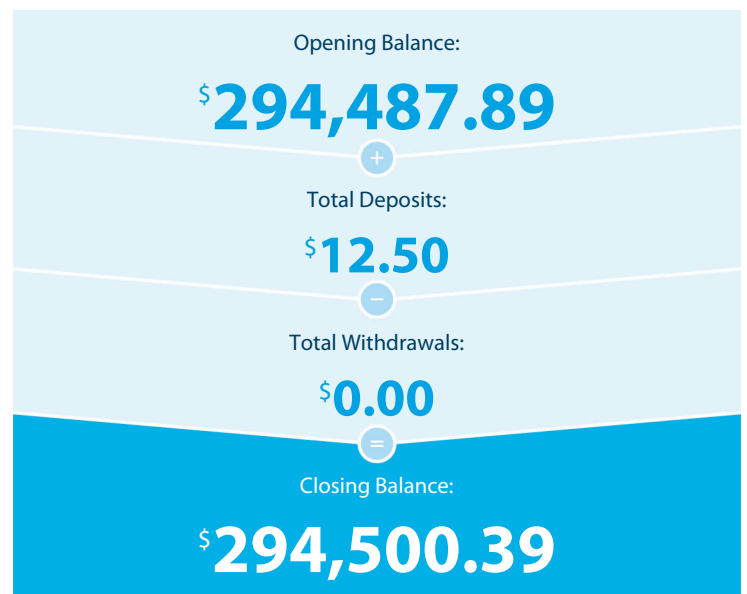
ELLIOTT FAMILY SUPER FUND

Branch Number (BSB)

012-084

Account Number

3008-76274



NEED TO GET IN TOUCH?



ANZ Internet Banking
anz.com

OR



Enquiries: 13 13 14
Lost/Stolen Cards: 1800 033 844

BUSINESS PREMIUM SAVER STATEMENT

Account Number 3008-76274

Transaction Details

Please retain this statement for taxation purposes

Date	Transaction Details	Withdrawals (\$)	Deposits (\$)	Balance (\$)
2020				
26 AUG	OPENING BALANCE			294,487.89
31 AUG	CREDIT INTEREST PAID		12.50	294,500.39
	TOTALS AT END OF PAGE	\$0.00	\$12.50	
	TOTALS AT END OF PERIOD	\$0.00	\$12.50	\$294,500.39

This Statement Includes

Interest earned on deposits	\$12.50
-----------------------------	---------

Update your profile in the ANZ App or ANZ Internet Banking

New mobile number or email address? No worries. You can update your details via Profile in the ANZ App or ANZ Internet Banking. By keeping your details up to date, we can contact you for security purposes (e.g. send you an SMS one-time passcode or verify transactions), or send you account information.

Forgot your password? We've all been there. You can also securely reset your ANZ App PIN or change ANZ Internet Banking password too. It's all in one place – your Profile.

Visit www.anz.com.au/ways-to-bank to learn about how you can manage your money, simply and securely.

IMPORTANT INFORMATION

PLEASE CHECK THE ENTRIES AND CALL 13 13 14 REGARDING ANY ERRORS ON THIS STATEMENT.

All entries generated are subject to authorisation and verification and if necessary, adjustments will appear on a later statement.

If you have a complaint or unresolved issue with ANZ's product or service please call our National Feedback Line **1800 805 154** and advise us. Further information in relation to ANZ's dispute resolution process and this product (including details of benefits or fees and charges) is available on request and you can access this information by reviewing the Terms and Conditions, and Fees and Charges brochures which can be found at www.anz.com or by calling **13 13 14**.



BUSINESS PREMIUM SAVER STATEMENT

STATEMENT NUMBER 51

25 SEPTEMBER 2020 TO 26 OCTOBER 2020

THE TRUSTEE
ELLIOTT FAMILY SUPER FUND
17 BURRA PL
BRADDON ACT 2612

WELCOME TO YOUR ANZ ACCOUNT AT A GLANCE

Account Details

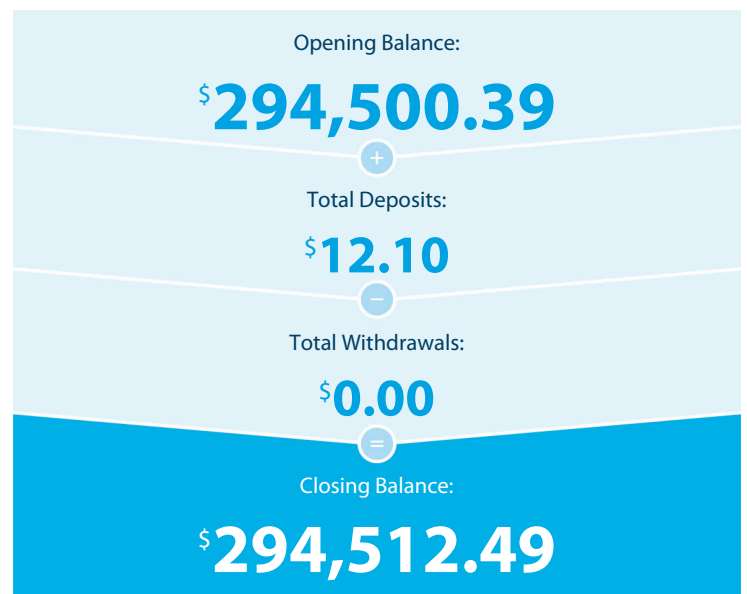
ELLIOTT FAMILY SUPER FUND

Branch Number (BSB)

012-084

Account Number

3008-76274



NEED TO GET IN TOUCH?



ANZ Internet Banking
anz.com

OR



Enquiries: 13 13 14
Lost/Stolen Cards: 1800 033 844

BUSINESS PREMIUM SAVER STATEMENT

Account Number 3008-76274

Transaction Details

Please retain this statement for taxation purposes

Date	Transaction Details	Withdrawals (\$)	Deposits (\$)	Balance (\$)
2020				
25 SEP	OPENING BALANCE			294,500.39
30 SEP	CREDIT INTEREST PAID		12.10	294,512.49
	TOTALS AT END OF PAGE	\$0.00	\$12.10	
	TOTALS AT END OF PERIOD	\$0.00	\$12.10	\$294,512.49

This Statement Includes

Interest earned on deposits	\$12.10
-----------------------------	---------

Update your profile in the ANZ App or ANZ Internet Banking

New mobile number or email address? No worries. You can update your details via Profile in the ANZ App or ANZ Internet Banking. By keeping your details up to date, we can contact you for security purposes (e.g. send you an SMS one-time passcode or verify transactions), or send you account information.

Forgot your password? We've all been there. You can also securely reset your ANZ App PIN or change ANZ Internet Banking password too. It's all in one place – your Profile.

Visit www.anz.com.au/ways-to-bank to learn about how you can manage your money, simply and securely.

IMPORTANT INFORMATION

PLEASE CHECK THE ENTRIES AND CALL 13 13 14 REGARDING ANY ERRORS ON THIS STATEMENT.

All entries generated are subject to authorisation and verification and if necessary, adjustments will appear on a later statement.

If you have a complaint or unresolved issue with ANZ's product or service please call our National Feedback Line **1800 805 154** and advise us. Further information in relation to ANZ's dispute resolution process and this product (including details of benefits or fees and charges) is available on request and you can access this information by reviewing the Terms and Conditions, and Fees and Charges brochures which can be found at www.anz.com or by calling **13 13 14**.



BUSINESS PREMIUM SAVER STATEMENT

STATEMENT NUMBER 52

26 OCTOBER 2020 TO 26 NOVEMBER 2020

THE TRUSTEE
ELLIOTT FAMILY SUPER FUND
17 BURRA PL
BRADDON ACT 2612

WELCOME TO YOUR ANZ ACCOUNT AT A GLANCE

Account Details

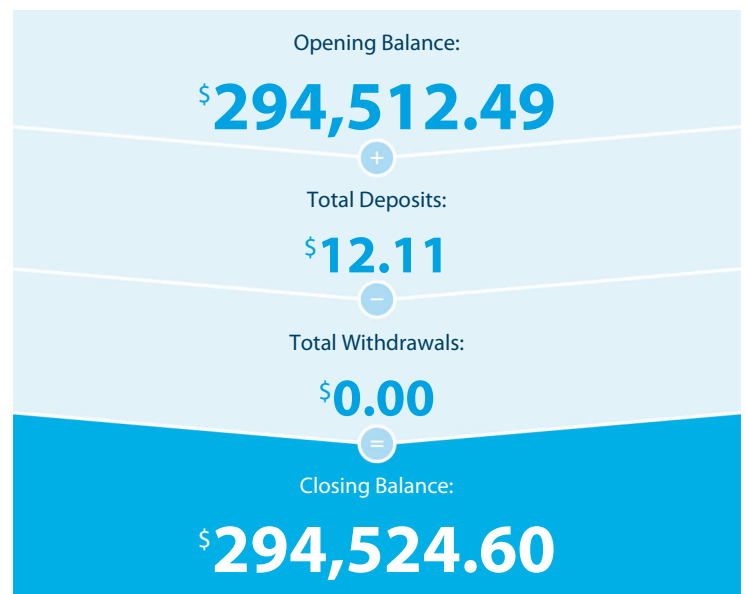
ELLIOTT FAMILY SUPER FUND

Branch Number (BSB)

012-084

Account Number

3008-76274



NEED TO GET IN TOUCH?



ANZ Internet Banking
anz.com

OR



Enquiries: 13 13 14
Lost/Stolen Cards: 1800 033 844

BUSINESS PREMIUM SAVER STATEMENT

Account Number 3008-76274

Transaction Details

Please retain this statement for taxation purposes

Date	Transaction Details	Withdrawals (\$)	Deposits (\$)	Balance (\$)
2020				
26 OCT	OPENING BALANCE			294,512.49
30 OCT	CREDIT INTEREST PAID		12.11	294,524.60
	TOTALS AT END OF PAGE	\$0.00	\$12.11	
	TOTALS AT END OF PERIOD	\$0.00	\$12.11	\$294,524.60

This Statement Includes

Interest earned on deposits	\$12.11
-----------------------------	---------

Update your profile in the ANZ App or ANZ Internet Banking

New mobile number or email address? No worries. You can update your details via Profile in the ANZ App or ANZ Internet Banking. By keeping your details up to date, we can contact you for security purposes (e.g. send you an SMS one-time passcode or verify transactions), or send you account information.

Forgot your password? We've all been there. You can also securely reset your ANZ App PIN or change ANZ Internet Banking password too. It's all in one place – your Profile.

Visit www.anz.com.au/ways-to-bank to learn about how you can manage your money, simply and securely.

IMPORTANT INFORMATION

PLEASE CHECK THE ENTRIES AND CALL 13 13 14 REGARDING ANY ERRORS ON THIS STATEMENT.

All entries generated are subject to authorisation and verification and if necessary, adjustments will appear on a later statement.

If you have a complaint or unresolved issue with ANZ's product or service please call our National Feedback Line **1800 805 154** and advise us. Further information in relation to ANZ's dispute resolution process and this product (including details of benefits or fees and charges) is available on request and you can access this information by reviewing the Terms and Conditions, and Fees and Charges brochures which can be found at www.anz.com or by calling **13 13 14**.



BUSINESS PREMIUM SAVER STATEMENT

STATEMENT NUMBER 53

26 NOVEMBER 2020 TO 24 DECEMBER 2020

THE TRUSTEE
ELLIOTT FAMILY SUPER FUND
17 BURRA PL
BRADDON ACT 2612

WELCOME TO YOUR ANZ ACCOUNT AT A GLANCE

Account Details

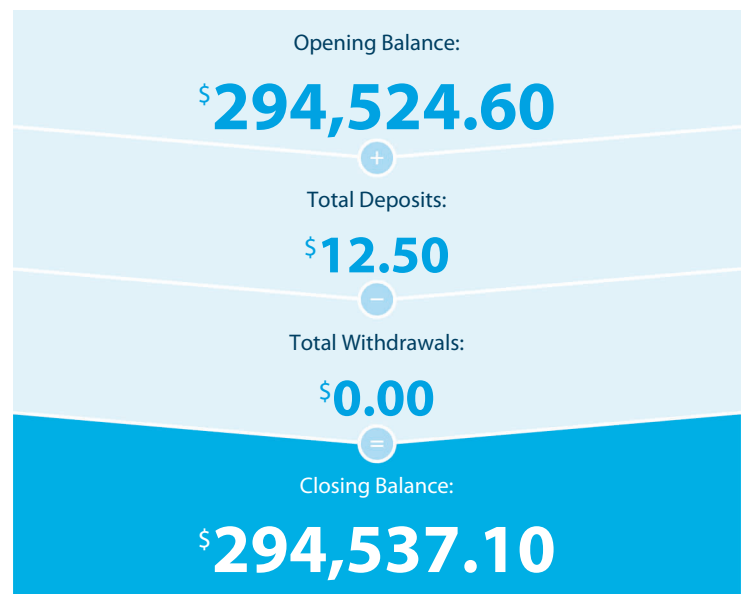
ELLIOTT FAMILY SUPER FUND

Branch Number (BSB)

012-084

Account Number

3008-76274



NEED TO GET IN TOUCH?



ANZ Internet Banking
anz.com

OR



Enquiries: 13 13 14
Lost/Stolen Cards: 1800 033 844

BUSINESS PREMIUM SAVER STATEMENT

Account Number 3008-76274

Transaction Details

Please retain this statement for taxation purposes

Date	Transaction Details	Withdrawals (\$)	Deposits (\$)	Balance (\$)
2020				
26 NOV	OPENING BALANCE			294,524.60
30 NOV	CREDIT INTEREST PAID		12.50	294,537.10
	TOTALS AT END OF PAGE	\$0.00	\$12.50	
	TOTALS AT END OF PERIOD	\$0.00	\$12.50	\$294,537.10

This Statement Includes

Interest earned on deposits	\$12.50
-----------------------------	---------

Update your profile in the ANZ App or ANZ Internet Banking

New mobile number or email address? No worries. You can update your details via Profile in the ANZ App or ANZ Internet Banking. By keeping your details up to date, we can contact you for security purposes (e.g. send you an SMS one-time passcode or verify transactions), or send you account information.

Forgot your password? We've all been there. You can also securely reset your ANZ App PIN or change ANZ Internet Banking password too. It's all in one place – your Profile.

Visit www.anz.com.au/ways-to-bank to learn about how you can manage your money, simply and securely.

IMPORTANT INFORMATION

PLEASE CHECK THE ENTRIES AND CALL 13 13 14 REGARDING ANY ERRORS ON THIS STATEMENT.

All entries generated are subject to authorisation and verification and if necessary, adjustments will appear on a later statement.

If you have a complaint or unresolved issue with ANZ's product or service please call our National Feedback Line **1800 805 154** and advise us. Further information in relation to ANZ's dispute resolution process and this product (including details of benefits or fees and charges) is available on request and you can access this information by reviewing the Terms and Conditions, and Fees and Charges brochures which can be found at www.anz.com or by calling **13 13 14**.



BUSINESS PREMIUM SAVER STATEMENT

STATEMENT NUMBER 54

24 DECEMBER 2020 TO 25 JANUARY 2021

THE TRUSTEE
ELLIOTT FAMILY SUPER FUND
17 BURRA PL
BRADDON ACT 2612

WELCOME TO YOUR ANZ ACCOUNT AT A GLANCE

Account Details

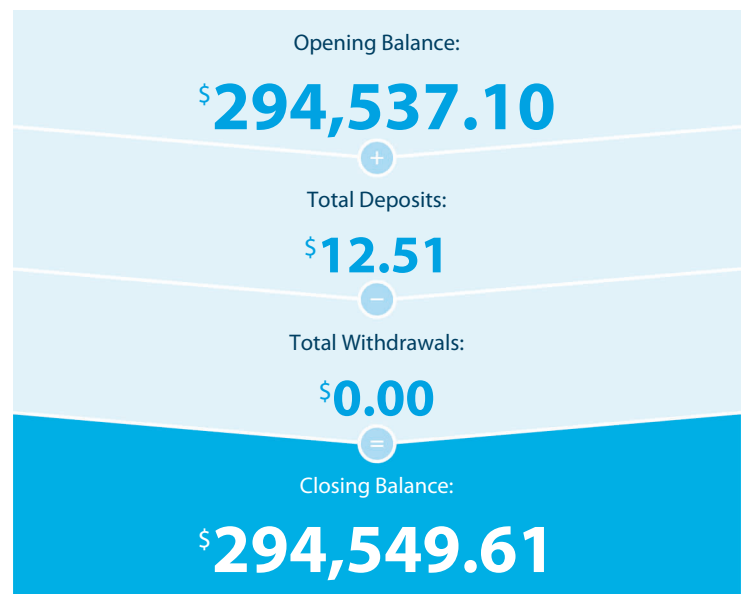
ELLIOTT FAMILY SUPER FUND

Branch Number (BSB)

012-084

Account Number

3008-76274



NEED TO GET IN TOUCH?



ANZ Internet Banking
anz.com

OR



Enquiries: 13 13 14
Lost/Stolen Cards: 1800 033 844

BUSINESS PREMIUM SAVER STATEMENT

Account Number 3008-76274

Transaction Details

Please retain this statement for taxation purposes

Date	Transaction Details	Withdrawals (\$)	Deposits (\$)	Balance (\$)
2020				
24 DEC	OPENING BALANCE			294,537.10
31 DEC	CREDIT INTEREST PAID		12.51	294,549.61
	TOTALS AT END OF PAGE	\$0.00	\$12.51	
	TOTALS AT END OF PERIOD	\$0.00	\$12.51	\$294,549.61

This Statement Includes

Interest earned on deposits	\$12.51
-----------------------------	---------

Update your profile in the ANZ App or ANZ Internet Banking

New mobile number or email address? No worries. You can update your details via Profile in the ANZ App or ANZ Internet Banking. By keeping your details up to date, we can contact you for security purposes (e.g. send you an SMS one-time passcode or verify transactions), or send you account information.

Forgot your password? We've all been there. You can also securely reset your ANZ App PIN or change ANZ Internet Banking password too. It's all in one place – your Profile.

Visit www.anz.com.au/ways-to-bank to learn about how you can manage your money, simply and securely.

IMPORTANT INFORMATION

PLEASE CHECK THE ENTRIES AND CALL 13 13 14 REGARDING ANY ERRORS ON THIS STATEMENT.

All entries generated are subject to authorisation and verification and if necessary, adjustments will appear on a later statement.

If you have a complaint or unresolved issue with ANZ's product or service please call our National Feedback Line **1800 805 154** and advise us. Further information in relation to ANZ's dispute resolution process and this product (including details of benefits or fees and charges) is available on request and you can access this information by reviewing the Terms and Conditions, and Fees and Charges brochures which can be found at www.anz.com or by calling **13 13 14**.



BUSINESS PREMIUM SAVER STATEMENT

STATEMENT NUMBER 55

25 JANUARY 2021 TO 26 FEBRUARY 2021

THE TRUSTEE
ELLIOTT FAMILY SUPER FUND
17 BURRA PL
BRADDON ACT 2612

WELCOME TO YOUR ANZ ACCOUNT AT A GLANCE

Account Details

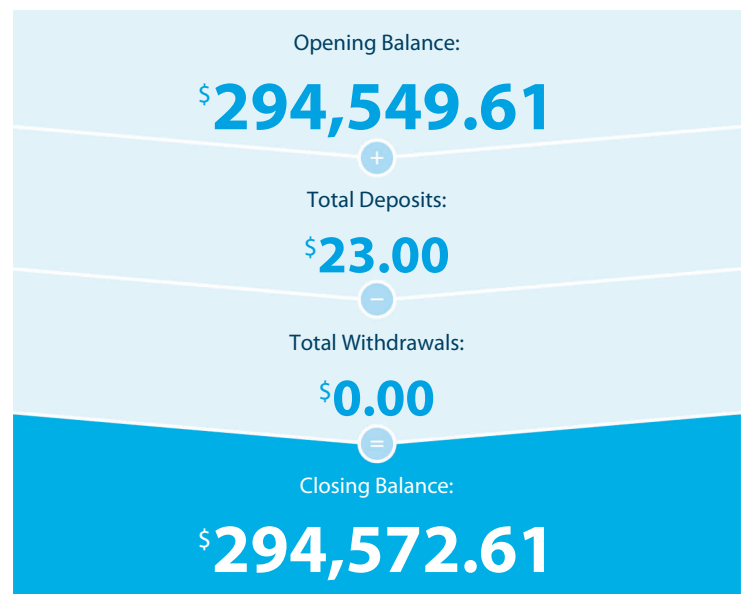
ELLIOTT FAMILY SUPER FUND

Branch Number (BSB)

012-084

Account Number

3008-76274



NEED TO GET IN TOUCH?



ANZ Internet Banking
anz.com

OR



Enquiries: 13 13 14
Lost/Stolen Cards: 1800 033 844

BUSINESS PREMIUM SAVER STATEMENT

Account Number 3008-76274

Transaction Details

Please retain this statement for taxation purposes

Date	Transaction Details	Withdrawals (\$)	Deposits (\$)	Balance (\$)
2021				
25 JAN	OPENING BALANCE			294,549.61
29 JAN	CREDIT INTEREST PAID		11.70	294,561.31
26 FEB	CREDIT INTEREST PAID		11.30	294,572.61
	TOTALS AT END OF PAGE	\$0.00	\$23.00	
	TOTALS AT END OF PERIOD	\$0.00	\$23.00	\$294,572.61

This Statement Includes

Interest earned on deposits	\$23.00
-----------------------------	---------

Update your profile in the ANZ App or ANZ Internet Banking

New mobile number or email address? No worries. You can update your details via Profile in the ANZ App or ANZ Internet Banking. By keeping your details up to date, we can contact you for security purposes (e.g. send you an SMS one-time passcode or verify transactions), or send you account information.

Forgot your password? We've all been there. You can also securely reset your ANZ App PIN or change ANZ Internet Banking password too. It's all in one place – your Profile.

Visit www.anz.com.au/ways-to-bank to learn about how you can manage your money, simply and securely.

IMPORTANT INFORMATION

PLEASE CHECK THE ENTRIES AND CALL 13 13 14 REGARDING ANY ERRORS ON THIS STATEMENT.

All entries generated are subject to authorisation and verification and if necessary, adjustments will appear on a later statement.

If you have a complaint or unresolved issue with ANZ's product or service please call our National Feedback Line **1800 805 154** and advise us. Further information in relation to ANZ's dispute resolution process and this product (including details of benefits or fees and charges) is available on request and you can access this information by reviewing the Terms and Conditions, and Fees and Charges brochures which can be found at www.anz.com or by calling **13 13 14**.



BUSINESS PREMIUM SAVER STATEMENT

STATEMENT NUMBER 56

26 FEBRUARY 2021 TO 26 MARCH 2021

THE TRUSTEE
ELLIOTT FAMILY SUPER FUND
17 BURRA PL
BRADDON ACT 2612

WELCOME TO YOUR ANZ ACCOUNT AT A GLANCE

Account Details

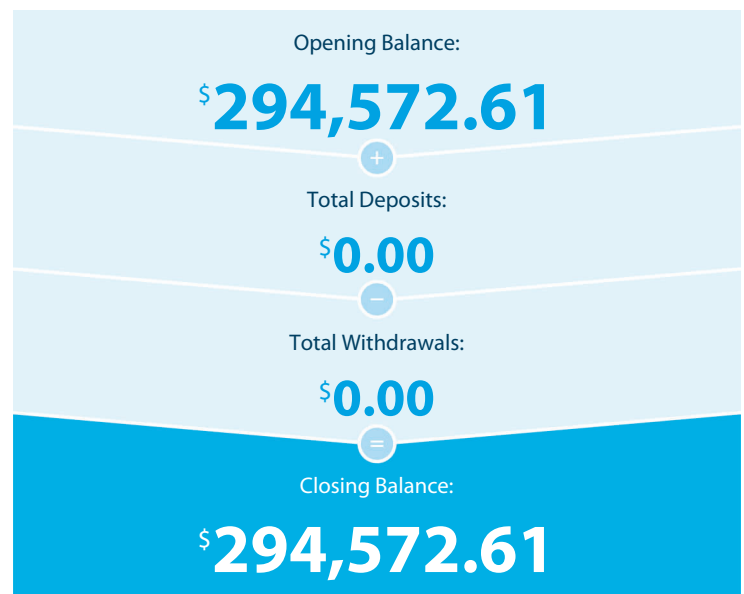
ELLIOTT FAMILY SUPER FUND

Branch Number (BSB)

012-084

Account Number

3008-76274



NEED TO GET IN TOUCH?



ANZ Internet Banking
anz.com

OR



Enquiries: 13 13 14
Lost/Stolen Cards: 1800 033 844

BUSINESS PREMIUM SAVER STATEMENT

Account Number 3008-76274

Transaction Details

Please retain this statement for taxation purposes

Date	Transaction Details	Withdrawals (\$)	Deposits (\$)	Balance (\$)
2021				
26 FEB	OPENING BALANCE			294,572.61
	TOTALS AT END OF PAGE	\$0.00	\$0.00	
	TOTALS AT END OF PERIOD	\$0.00	\$0.00	\$294,572.61

IMPORTANT INFORMATION

PLEASE CHECK THE ENTRIES AND CALL 13 13 14 REGARDING ANY ERRORS ON THIS STATEMENT.

All entries generated are subject to authorisation and verification and if necessary, adjustments will appear on a later statement.

If you have a complaint or unresolved issue with ANZ's product or service please call our National Feedback Line **1800 805 154** and advise us. Further information in relation to ANZ's dispute resolution process and this product (including details of benefits or fees and charges) is available on request and you can access this information by reviewing the Terms and Conditions, and Fees and Charges brochures which can be found at www.anz.com or by calling **13 13 14**.



BUSINESS PREMIUM SAVER STATEMENT

STATEMENT NUMBER 57
26 MARCH 2021 TO 26 APRIL 2021

THE TRUSTEE
ELLIOTT FAMILY SUPER FUND
17 BURRA PL
BRADDON ACT 2612

WELCOME TO YOUR ANZ ACCOUNT AT A GLANCE

Account Details

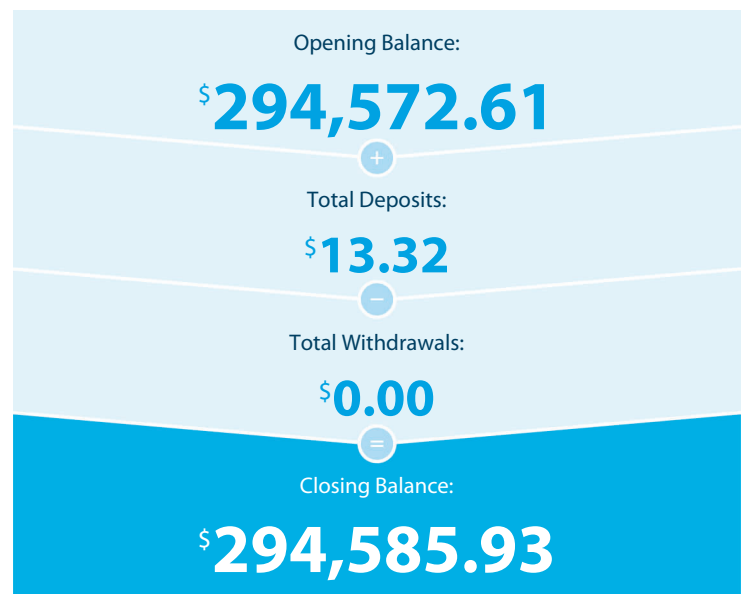
ELLIOTT FAMILY SUPER FUND

Branch Number (BSB)

012-084

Account Number

3008-76274



NEED TO GET IN TOUCH?



ANZ Internet Banking
anz.com

OR



Enquiries: 13 13 14
Lost/Stolen Cards: 1800 033 844

BUSINESS PREMIUM SAVER STATEMENT

Account Number 3008-76274

Transaction Details

Please retain this statement for taxation purposes

Date	Transaction Details	Withdrawals (\$)	Deposits (\$)	Balance (\$)
2021				
26 MAR	OPENING BALANCE			294,572.61
31 MAR	CREDIT INTEREST PAID		13.32	294,585.93
	TOTALS AT END OF PAGE	\$0.00	\$13.32	
	TOTALS AT END OF PERIOD	\$0.00	\$13.32	\$294,585.93

This Statement Includes

Interest earned on deposits	\$13.32
-----------------------------	---------

IMPORTANT INFORMATION

PLEASE CHECK THE ENTRIES AND CALL 13 13 14 REGARDING ANY ERRORS ON THIS STATEMENT.

All entries generated are subject to authorisation and verification and if necessary, adjustments will appear on a later statement.

If you have a complaint or unresolved issue with ANZ's product or service please call our National Feedback Line **1800 805 154** and advise us. Further information in relation to ANZ's dispute resolution process and this product (including details of benefits or fees and charges) is available on request and you can access this information by reviewing the Terms and Conditions, and Fees and Charges brochures which can be found at www.anz.com or by calling **13 13 14**.



BUSINESS PREMIUM SAVER STATEMENT

STATEMENT NUMBER 58
26 APRIL 2021 TO 26 MAY 2021

THE TRUSTEE
ELLIOTT FAMILY SUPER FUND
17 BURRA PL
BRADDON ACT 2612

WELCOME TO YOUR ANZ ACCOUNT AT A GLANCE

Account Details

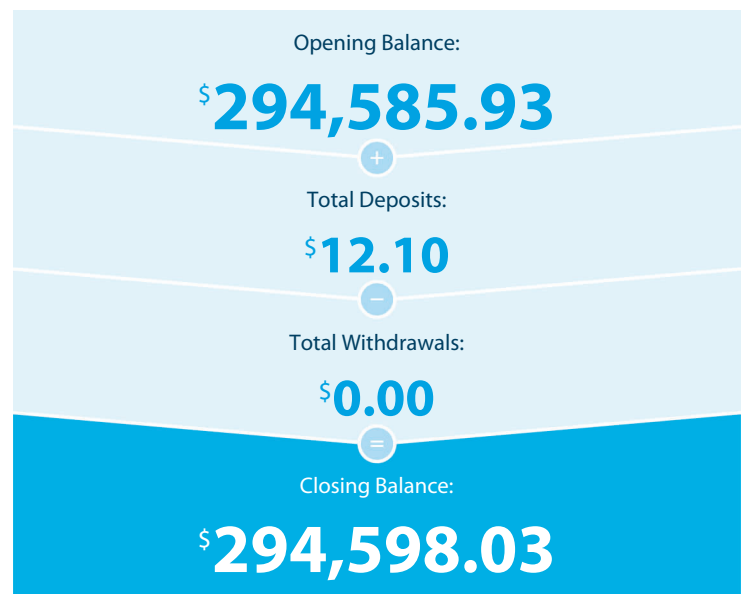
ELLIOTT FAMILY SUPER FUND

Branch Number (BSB)

012-084

Account Number

3008-76274



NEED TO GET IN TOUCH?



ANZ Internet Banking
anz.com

OR



Enquiries: 13 13 14
Lost/Stolen Cards: 1800 033 844

BUSINESS PREMIUM SAVER STATEMENT

Account Number 3008-76274

Transaction Details

Please retain this statement for taxation purposes

Date	Transaction Details	Withdrawals (\$)	Deposits (\$)	Balance (\$)
2021				
26 APR	OPENING BALANCE			294,585.93
30 APR	CREDIT INTEREST PAID		12.10	294,598.03
	TOTALS AT END OF PAGE	\$0.00	\$12.10	
	TOTALS AT END OF PERIOD	\$0.00	\$12.10	\$294,598.03

This Statement Includes

Interest earned on deposits	\$12.10
-----------------------------	---------

No transaction fees* for ANZ cardholders across the new atm by Armaguard network

As an ANZ cardholder you can withdraw cash or make a balance enquiry, with no transaction fee* at any atm by Armaguard.

*Terms and conditions apply.

Visit www.anz.com.au/ways-to-bank/atms for further detail and terms and conditions.

IMPORTANT INFORMATION

PLEASE CHECK THE ENTRIES AND CALL 13 13 14 REGARDING ANY ERRORS ON THIS STATEMENT.

All entries generated are subject to authorisation and verification and if necessary, adjustments will appear on a later statement.

If you have a complaint or unresolved issue with ANZ's product or service please call our National Feedback Line **1800 805 154** and advise us. Further information in relation to ANZ's dispute resolution process and this product (including details of benefits or fees and charges) is available on request and you can access this information by reviewing the Terms and Conditions, and Fees and Charges brochures which can be found at www.anz.com or by calling **13 13 14**.



ANZ BUSINESS ESSENTIALS STATEMENT

STATEMENT NUMBER 59
26 MAY 2021 TO 25 JUNE 2021

THE TRUSTEE
ELLIOTT FAMILY SUPER FUND
17 BURRA PL
BRADDON ACT 2612

WELCOME TO YOUR ANZ ACCOUNT AT A GLANCE

Account Details

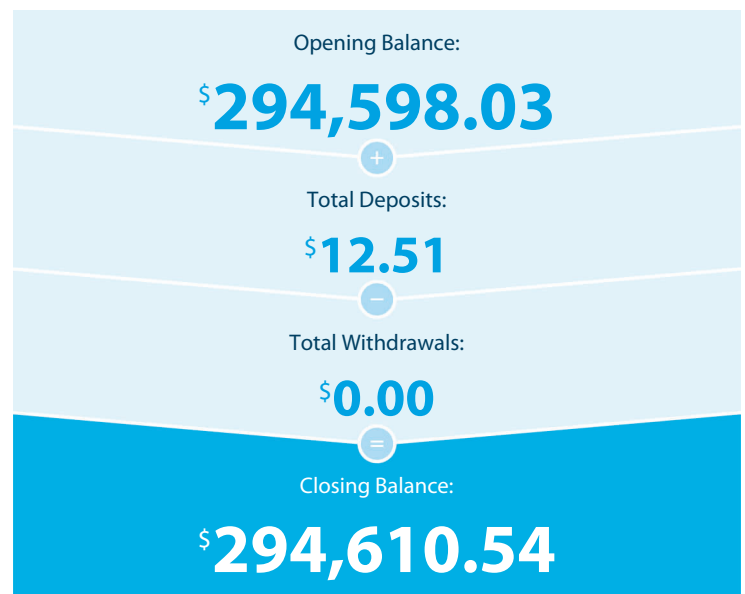
ELLIOTT FAMILY SUPER FUND

Branch Number (BSB)

012-084

Account Number

3008-76274



NEED TO GET IN TOUCH?



ANZ Internet Banking
anz.com

OR



Enquiries: 13 13 14
Lost/Stolen Cards: 1800 033 844

ANZ BUSINESS ESSENTIALS STATEMENT

Account Number 3008-76274

Transaction Details

Please retain this statement for taxation purposes

Date	Transaction Details	Withdrawals (\$)	Deposits (\$)	Balance (\$)
2021				
26 MAY	OPENING BALANCE			294,598.03
31 MAY	CREDIT INTEREST PAID		12.51	294,610.54
	TOTALS AT END OF PAGE	\$0.00	\$12.51	
	TOTALS AT END OF PERIOD	\$0.00	\$12.51	\$294,610.54

This Statement Includes

Interest earned on deposits	\$12.51
-----------------------------	---------

No transaction fees* for ANZ cardholders across the new atmX by Armaguard network

As an ANZ cardholder you can withdraw cash or make a balance enquiry, with no transaction fee* at any atmX by Armaguard ATM.

*Terms and conditions apply.

Visit www.anz.com.au/ways-to-bank/atms for further detail and terms and conditions.

IMPORTANT INFORMATION

PLEASE CHECK THE ENTRIES AND CALL 13 13 14 REGARDING ANY ERRORS ON THIS STATEMENT.

All entries generated are subject to authorisation and verification and if necessary, adjustments will appear on a later statement.

If you have a complaint or unresolved issue with ANZ's product or service please call our National Feedback Line **1800 805 154** and advise us. Further information in relation to ANZ's dispute resolution process and this product (including details of benefits or fees and charges) is available on request and you can access this information by reviewing the Terms and Conditions, and Fees and Charges brochures which can be found at www.anz.com or by calling **13 13 14**.



ANZ BUSINESS ONLINE SAVER STATEMENT

STATEMENT NUMBER 37
08 MAY 2020 TO 07 AUGUST 2020

ELLIOTT FAMILY SUPER FUND
17 BURRA PL
BRADDON ACT 2612

WELCOME TO YOUR ANZ ACCOUNT AT A GLANCE

Account Details

ELLIOTT FAMILY SUPER FUND
ELLIOTT CLEAVER J

Branch Number (BSB)

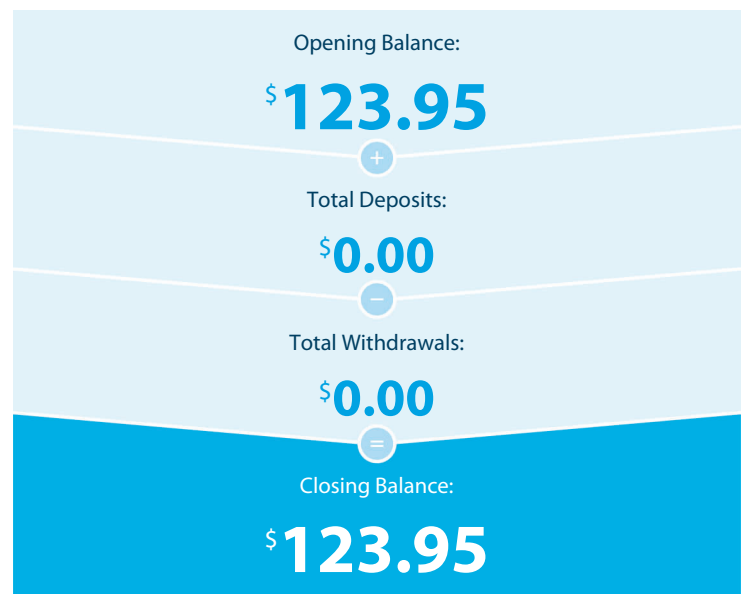
012-950

Account Number

4532-31207

Account Descriptor

ONLINE SAVER



NEED TO GET IN TOUCH?



ANZ Internet Banking
anz.com

OR



Enquiries: 13 13 14
Lost/Stolen Cards: 1800 033 844

ANZ BUSINESS ONLINE SAVER STATEMENT

Account Number 4532-31207

Transaction Details

Please retain this statement for taxation purposes

Date	Transaction Details	Withdrawals (\$)	Deposits (\$)	Balance (\$)
2020				
08 MAY	OPENING BALANCE			123.95
	TOTALS AT END OF PAGE	\$0.00	\$0.00	
	TOTALS AT END OF PERIOD	\$0.00	\$0.00	\$123.95

Update your profile in the ANZ App or ANZ Internet Banking

New mobile number or email address? No worries. You can update your details via Profile in the ANZ App or ANZ Internet Banking. By keeping your details up to date, we can contact you for security purposes (e.g. send you an SMS one-time passcode or verify transactions), or send you account information.

Forgot your password? We've all been there. You can also securely reset your ANZ App PIN or change ANZ Internet Banking password too. It's all in one place – your Profile.

Visit www.anz.com.au/ways-to-bank to learn about how you can manage your money, simply and securely.

IMPORTANT INFORMATION

PLEASE CHECK THE ENTRIES AND CALL 13 13 14 REGARDING ANY ERRORS ON THIS STATEMENT.

All entries generated are subject to authorisation and verification and if necessary, adjustments will appear on a later statement.

If you have a complaint or unresolved issue with ANZ's product or service please call our National Feedback Line **1800 805 154** and advise us. Further information in relation to ANZ's dispute resolution process and this product (including details of benefits or fees and charges) is available on request and you can access this information by reviewing the Terms and Conditions, and Fees and Charges brochures which can be found at www.anz.com or by calling **13 13 14**.



ANZ BUSINESS ONLINE SAVER STATEMENT

STATEMENT NUMBER 38

07 AUGUST 2020 TO 09 NOVEMBER 2020

ELLIOTT FAMILY SUPER FUND
17 BURRA PL
BRADDON ACT 2612

WELCOME TO YOUR ANZ ACCOUNT AT A GLANCE

Account Details

ELLIOTT FAMILY SUPER FUND
ELLIOTT CLEAVER J

Branch Number (BSB)

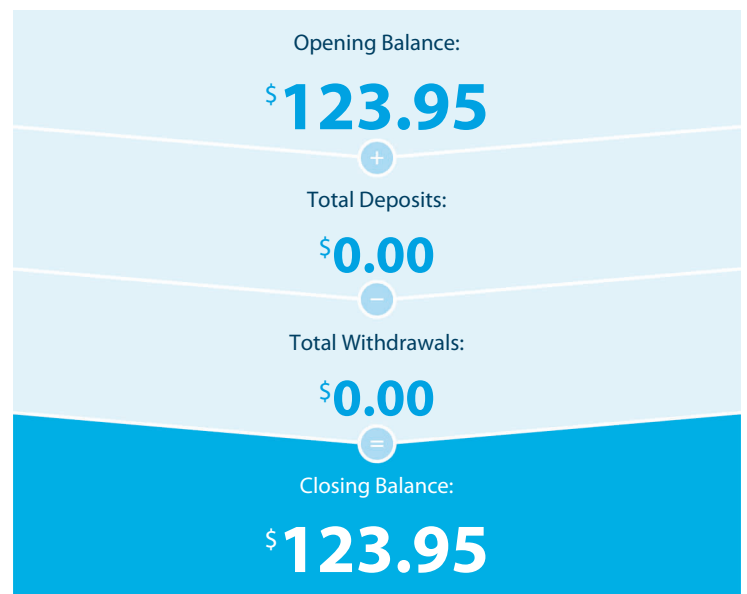
012-950

Account Number

4532-31207

Account Descriptor

ONLINE SAVER



NEED TO GET IN TOUCH?



ANZ Internet Banking
anz.com

OR



Enquiries: 13 13 14
Lost/Stolen Cards: 1800 033 844

ANZ BUSINESS ONLINE SAVER STATEMENT

Account Number 4532-31207

Transaction Details

Please retain this statement for taxation purposes

Date	Transaction Details	Withdrawals (\$)	Deposits (\$)	Balance (\$)
2020				
07 AUG	OPENING BALANCE			123.95
	TOTALS AT END OF PAGE	\$0.00	\$0.00	
	TOTALS AT END OF PERIOD	\$0.00	\$0.00	\$123.95

Update your profile in the ANZ App or ANZ Internet Banking

New mobile number or email address? No worries. You can update your details via Profile in the ANZ App or ANZ Internet Banking. By keeping your details up to date, we can contact you for security purposes (e.g. send you an SMS one-time passcode or verify transactions), or send you account information.

Forgot your password? We've all been there. You can also securely reset your ANZ App PIN or change ANZ Internet Banking password too. It's all in one place – your Profile.

Visit www.anz.com.au/ways-to-bank to learn about how you can manage your money, simply and securely.

IMPORTANT INFORMATION

PLEASE CHECK THE ENTRIES AND CALL 13 13 14 REGARDING ANY ERRORS ON THIS STATEMENT.

All entries generated are subject to authorisation and verification and if necessary, adjustments will appear on a later statement.

If you have a complaint or unresolved issue with ANZ's product or service please call our National Feedback Line **1800 805 154** and advise us. Further information in relation to ANZ's dispute resolution process and this product (including details of benefits or fees and charges) is available on request and you can access this information by reviewing the Terms and Conditions, and Fees and Charges brochures which can be found at www.anz.com or by calling **13 13 14**.



ANZ BUSINESS ONLINE SAVER STATEMENT

STATEMENT NUMBER 39

09 NOVEMBER 2020 TO 09 FEBRUARY 2021

ELLIOTT FAMILY SUPER FUND
17 BURRA PL
BRADDON ACT 2612

WELCOME TO YOUR ANZ ACCOUNT AT A GLANCE

Account Details

ELLIOTT FAMILY SUPER FUND
ELLIOTT CLEAVER J

Branch Number (BSB)

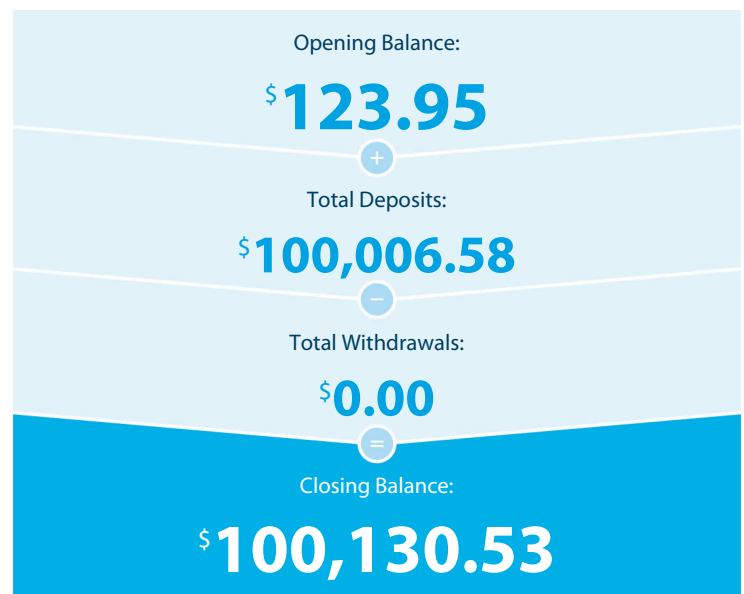
012-950

Account Number

4532-31207

Account Descriptor

ONLINE SAVER



NEED TO GET IN TOUCH?



ANZ Internet Banking
anz.com

OR



Enquiries: 13 13 14
Lost/Stolen Cards: 1800 033 844

ANZ BUSINESS ONLINE SAVER STATEMENT

Account Number 4532-31207

Transaction Details

Please retain this statement for taxation purposes

Date	Transaction Details	Withdrawals (\$)	Deposits (\$)	Balance (\$)
2020				
09 NOV	OPENING BALANCE			123.95
14 DEC	ANZ INTERNET BANKING FUNDS TFER TRANSFER 338115 FROM 909756205 EFFECTIVE DATE 12 DEC 2020		100,000.00	100,123.95
31 DEC	CREDIT INTEREST PAID		2.60	100,126.55
2021				
29 JAN	CREDIT INTEREST PAID		3.98	100,130.53
	TOTALS AT END OF PAGE	\$0.00	\$100,006.58	
	TOTALS AT END OF PERIOD	\$0.00	\$100,006.58	\$100,130.53

This Statement Includes

Interest earned on deposits	\$6.58
-----------------------------	--------

Update your profile in the ANZ App or ANZ Internet Banking

New mobile number or email address? No worries. You can update your details via Profile in the ANZ App or ANZ Internet Banking. By keeping your details up to date, we can contact you for security purposes (e.g. send you an SMS one-time passcode or verify transactions), or send you account information.

Forgot your password? We've all been there. You can also securely reset your ANZ App PIN or change ANZ Internet Banking password too. It's all in one place – your Profile.

Visit www.anz.com.au/ways-to-bank to learn about how you can manage your money, simply and securely.

IMPORTANT INFORMATION

PLEASE CHECK THE ENTRIES AND CALL 13 13 14 REGARDING ANY ERRORS ON THIS STATEMENT.

All entries generated are subject to authorisation and verification and if necessary, adjustments will appear on a later statement.

If you have a complaint or unresolved issue with ANZ's product or service please call our National Feedback Line **1800 805 154** and advise us. Further information in relation to ANZ's dispute resolution process and this product (including details of benefits or fees and charges) is available on request and you can access this information by reviewing the Terms and Conditions, and Fees and Charges brochures which can be found at www.anz.com or by calling **13 13 14**.



ANZ BUSINESS ONLINE SAVER STATEMENT

STATEMENT NUMBER 40
09 FEBRUARY 2021 TO 07 MAY 2021

ELLIOTT FAMILY SUPER FUND
17 BURRA PL
BRADDON ACT 2612

WELCOME TO YOUR ANZ ACCOUNT AT A GLANCE

Account Details

ELLIOTT FAMILY SUPER FUND
ELLIOTT CLEAVER J

Branch Number (BSB)

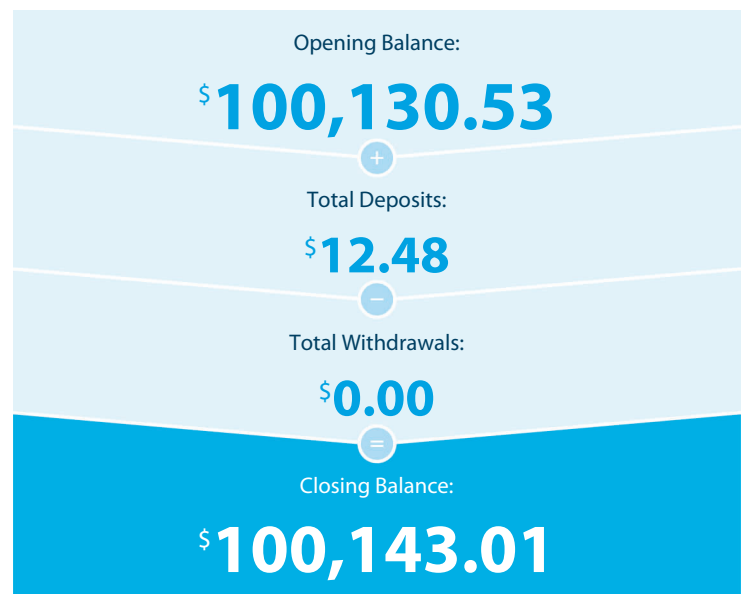
012-950

Account Number

4532-31207

Account Descriptor

ONLINE SAVER



NEED TO GET IN TOUCH?



ANZ Internet Banking
anz.com

OR



Enquiries: 13 13 14
Lost/Stolen Cards: 1800 033 844

ANZ BUSINESS ONLINE SAVER STATEMENT

Account Number 4532-31207

Transaction Details

Please retain this statement for taxation purposes

Date	Transaction Details	Withdrawals (\$)	Deposits (\$)	Balance (\$)
2021				
09 FEB	OPENING BALANCE			100,130.53
26 FEB	CREDIT INTEREST PAID		3.84	100,134.37
31 MAR	CREDIT INTEREST PAID		4.53	100,138.90
30 APR	CREDIT INTEREST PAID		4.11	100,143.01
	TOTALS AT END OF PAGE	\$0.00	\$12.48	
	TOTALS AT END OF PERIOD	\$0.00	\$12.48	\$100,143.01

This Statement Includes

Interest earned on deposits	\$12.48
-----------------------------	---------

No transaction fees* for ANZ cardholders across the new atmX by Armaguard network

As an ANZ cardholder you can withdraw cash or make a balance enquiry, with no transaction fee* at any atmX by Armaguard.

*Terms and conditions apply.

Visit www.anz.com.au/ways-to-bank/atms for further detail and terms and conditions.

IMPORTANT INFORMATION

PLEASE CHECK THE ENTRIES AND CALL 13 13 14 REGARDING ANY ERRORS ON THIS STATEMENT.

All entries generated are subject to authorisation and verification and if necessary, adjustments will appear on a later statement.

If you have a complaint or unresolved issue with ANZ's product or service please call our National Feedback Line **1800 805 154** and advise us. Further information in relation to ANZ's dispute resolution process and this product (including details of benefits or fees and charges) is available on request and you can access this information by reviewing the Terms and Conditions, and Fees and Charges brochures which can be found at www.anz.com or by calling **13 13 14**.



ANZ BUSINESS ONLINE SAVER STATEMENT

STATEMENT NUMBER 41
07 MAY 2021 TO 09 AUGUST 2021

ELLIOTT FAMILY SUPER FUND
17 BURRA PL
BRADDON ACT 2612

WELCOME TO YOUR ANZ ACCOUNT AT A GLANCE

Account Details

ELLIOTT FAMILY SUPER FUND
ELLIOTT CLEAVER J

Branch Number (BSB)

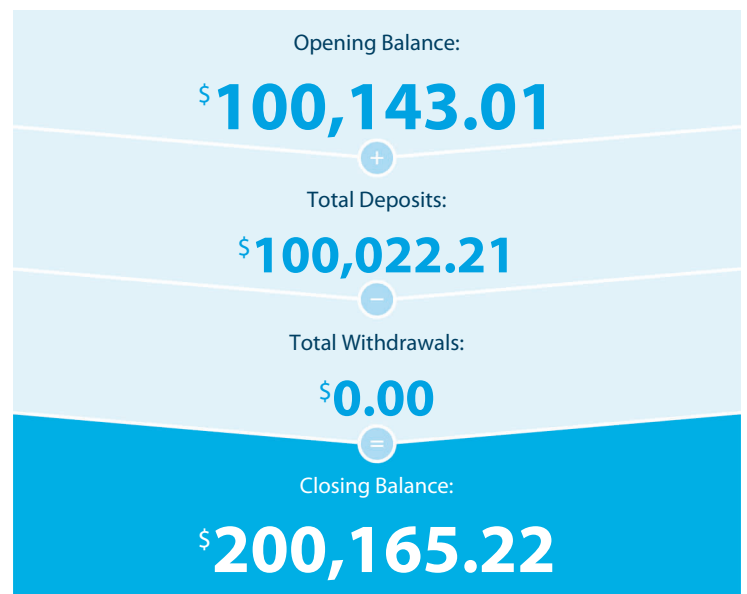
012-950

Account Number

4532-31207

Account Descriptor

ONLINE SAVER



NEED TO GET IN TOUCH?



ANZ Internet Banking
anz.com

OR



Enquiries: 13 13 14
Lost/Stolen Cards: 1800 033 844

ANZ BUSINESS ONLINE SAVER STATEMENT

Account Number 4532-31207

Transaction Details

Please retain this statement for taxation purposes

Date	Transaction Details	Withdrawals (\$)	Deposits (\$)	Balance (\$)
2021				
07 MAY	OPENING BALANCE			100,143.01
20 MAY	ANZ INTERNET BANKING FUNDS TFER TRANSFER 183655 FROM 909756205		100,000.00	200,143.01
31 MAY	CREDIT INTEREST PAID		5.76	200,148.77
30 JUN	CREDIT INTEREST PAID		8.23	200,157.00
30 JUL	CREDIT INTEREST PAID		8.22	200,165.22
	TOTALS AT END OF PAGE	\$0.00	\$100,022.21	
	TOTALS AT END OF PERIOD	\$0.00	\$100,022.21	\$200,165.22

This Statement Includes

Interest earned on deposits	\$22.21
-----------------------------	---------

Yearly Summary

Previous Year to 30/06/2021 (\$)

Interest earned on deposits	33.05
-----------------------------	-------

No transaction fees* for ANZ cardholders across the new atm by Armaguard network

As an ANZ cardholder you can withdraw cash or make a balance enquiry, with no transaction fee* at any atm by Armaguard ATM.

*Terms and conditions apply.

Visit www.anz.com.au/ways-to-bank/atms for further detail and terms and conditions.

IMPORTANT INFORMATION

PLEASE CHECK THE ENTRIES AND CALL 13 13 14 REGARDING ANY ERRORS ON THIS STATEMENT.

All entries generated are subject to authorisation and verification and if necessary, adjustments will appear on a later statement.

If you have a complaint or unresolved issue with ANZ's product or service please call our National Feedback Line **1800 805 154** and advise us. Further information in relation to ANZ's dispute resolution process and this product (including details of benefits or fees and charges) is available on request and you can access this information by reviewing the Terms and Conditions, and Fees and Charges brochures which can be found at www.anz.com or by calling **13 13 14**.



ANZ CASH INVESTMENT ACCT STATEMENT

STATEMENT NUMBER 24
15 JANUARY 2020 TO 15 JULY 2020

MRS NHUNG ELLIOTT
MR CLEAVER ELLIOTT
17 BURRA PL
BRADDON ACT 2612

WELCOME TO YOUR ANZ ACCOUNT AT A GLANCE

Account Details

SHARE INVESTING LIMITED
ELLIOTT FAMILY S/F

Branch Number (BSB)

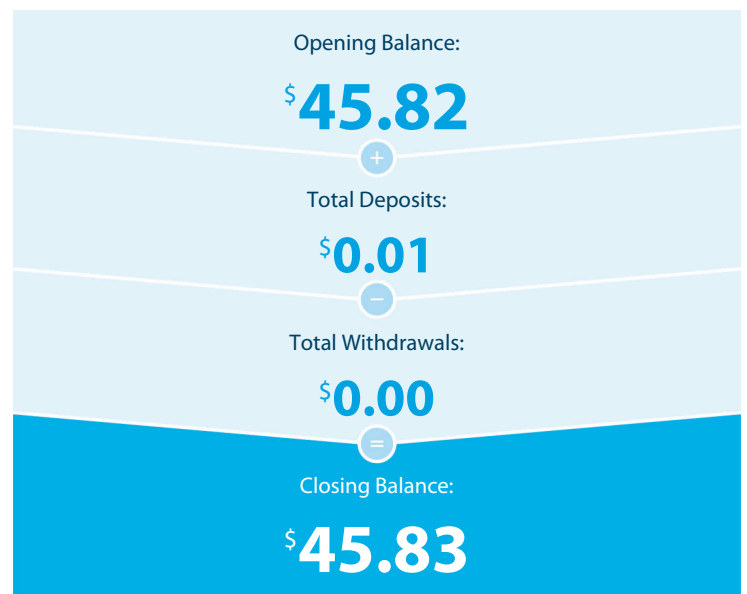
012-012

Account Number

4844-84805

Account Descriptor

TRUST ACCOUNT



NEED TO GET IN TOUCH?



ANZ Internet Banking
anz.com

OR



Enquiries: 133350
Lost/Stolen Cards: 1800 033 844

ANZ CASH INVESTMENT ACCT STATEMENT

Account Number 4844-84805

Transaction Details

Please retain this statement for taxation purposes

Date	Transaction Details	Withdrawals (\$)	Deposits (\$)	Balance (\$)
2020				
15 JAN	OPENING BALANCE			45.82
31 MAR	CREDIT INTEREST PAID		0.01	45.83
	TOTALS AT END OF PAGE	\$0.00	\$0.01	
	TOTALS AT END OF PERIOD	\$0.00	\$0.01	\$45.83

This Statement Includes

Interest earned on deposits	\$0.01
-----------------------------	--------

Yearly Summary

Previous Year to 30/06/2020 (\$)

Interest earned on deposits	0.04
-----------------------------	------

New Profile menu in ANZ Internet Banking

The new Profile menu in ANZ Internet Banking lets you securely manage your contact information and security details. You can find the new menu in the top right corner of ANZ Internet Banking.

Keep your contact information up to date, as these details may be used for security purposes (e.g. to verify transactions), or send you account information.

You can also choose which offers and promotions you want to receive and how. You can select as many as you like and make changes any time.

Visit www.anz.com.au to explore your Profile today.

Daily cash deposit limit at ANZ ATMs

A daily transaction limit now applies for all cash deposits at ANZ ATMs that accept cash deposits, as previously advised by ANZ in the Australian Financial Review on 20 January 2020.

You can find out the current ATM Cash deposit limit on your account, as well as other options which may be available to make cash deposits into your account by contacting ANZ on 13 13 14.



ANZ CASH INVESTMENT ACCT STATEMENT

STATEMENT NUMBER 25
15 JULY 2020 TO 15 JANUARY 2021

MRS NHUNG ELLIOTT
MR CLEAVER ELLIOTT
17 BURRA PL
BRADDON ACT 2612

WELCOME TO YOUR ANZ ACCOUNT AT A GLANCE

Account Details

SHARE INVESTING LIMITED
ELLIOTT FAMILY S/F

Branch Number (BSB)

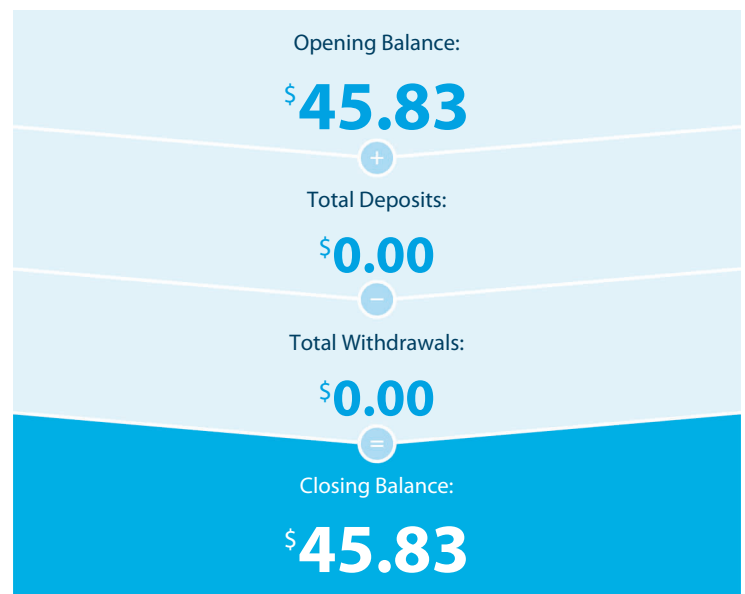
012-012

Account Number

4844-84805

Account Descriptor

TRUST ACCOUNT



NEED TO GET IN TOUCH?



ANZ Internet Banking
anz.com

OR



Enquiries: 133350
Lost/Stolen Cards: 1800 033 844

ANZ CASH INVESTMENT ACCT STATEMENT

Account Number 4844-84805

Transaction Details

Please retain this statement for taxation purposes

Date	Transaction Details	Withdrawals (\$)	Deposits (\$)	Balance (\$)
2020				
15 JUL	OPENING BALANCE			45.83
	TOTALS AT END OF PAGE	\$0.00	\$0.00	
	TOTALS AT END OF PERIOD	\$0.00	\$0.00	\$45.83

Update your profile in the ANZ App or ANZ Internet Banking

New mobile number or email address? No worries. You can update your details via Profile in the ANZ App or ANZ Internet Banking. By keeping your details up to date, we can contact you for security purposes (e.g. send you an SMS one-time passcode or verify transactions), or send you account information.

Forgot your password? We've all been there. You can also securely reset your ANZ App PIN or change ANZ Internet Banking password too. It's all in one place – your Profile.

Visit www.anz.com.au/ways-to-bank to learn about how you can manage your money, simply and securely.

Daily cash deposit limit at ANZ ATMs

A daily transaction limit now applies for all cash deposits at ANZ ATMs that accept cash deposits, as previously advised by ANZ in the Australian Financial Review on 20 January 2020.

You can find out the current ATM Cash deposit limit on your account, as well as other options which may be available to make cash deposits into your account by contacting ANZ on 13 13 14.

IMPORTANT INFORMATION

PLEASE CHECK THE ENTRIES AND CALL 13 13 14 REGARDING ANY ERRORS ON THIS STATEMENT.

All entries generated are subject to authorisation and verification and if necessary, adjustments will appear on a later statement.

If you have a complaint or unresolved issue with ANZ's product or service please call our National Feedback Line **1800 805 154** and advise us. Further information in relation to ANZ's dispute resolution process and this product (including details of benefits or fees and charges) is available on request and you can access this information by reviewing the Terms and Conditions, and Fees and Charges brochures which can be found at www.anz.com or by calling **13 13 14**.



ANZ CASH INVESTMENT ACCT STATEMENT

STATEMENT NUMBER 26
15 JANUARY 2021 TO 15 JULY 2021

MRS NHUNG ELLIOTT
MR CLEAVER ELLIOTT
17 BURRA PL
BRADDON ACT 2612

WELCOME TO YOUR ANZ ACCOUNT AT A GLANCE

Account Details

SHARE INVESTING LIMITED
ELLIOTT FAMILY S/F

Branch Number (BSB)

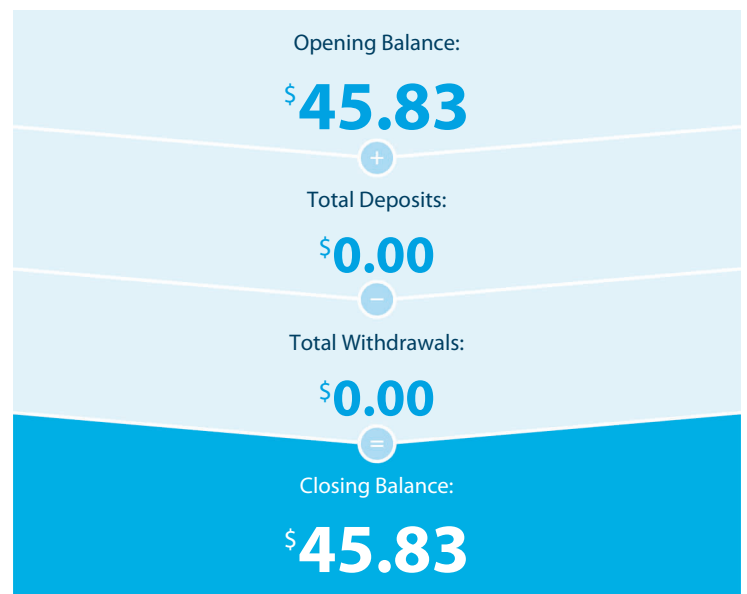
012-012

Account Number

4844-84805

Account Descriptor

TRUST ACCOUNT



NEED TO GET IN TOUCH?



ANZ Internet Banking
anz.com

OR



Enquiries: 133350
Lost/Stolen Cards: 1800 033 844

ANZ CASH INVESTMENT ACCT STATEMENT

Account Number 4844-84805

Transaction Details

Please retain this statement for taxation purposes

Date	Transaction Details	Withdrawals (\$)	Deposits (\$)	Balance (\$)
2021				
15 JAN	OPENING BALANCE			45.83
	TOTALS AT END OF PAGE	\$0.00	\$0.00	
	TOTALS AT END OF PERIOD	\$0.00	\$0.00	\$45.83

No transaction fees* for ANZ cardholders across the new atmX by Armaguard network

As an ANZ cardholder you can withdraw cash or make a balance enquiry, with no transaction fee* at any atmX by Armaguard ATM.

*Terms and conditions apply.

Visit www.anz.com.au/ways-to-bank/atms for further detail and terms and conditions.

IMPORTANT INFORMATION

PLEASE CHECK THE ENTRIES AND CALL 13 13 14 REGARDING ANY ERRORS ON THIS STATEMENT.

All entries generated are subject to authorisation and verification and if necessary, adjustments will appear on a later statement.

If you have a complaint or unresolved issue with ANZ's product or service please call our National Feedback Line **1800 805 154** and advise us. Further information in relation to ANZ's dispute resolution process and this product (including details of benefits or fees and charges) is available on request and you can access this information by reviewing the Terms and Conditions, and Fees and Charges brochures which can be found at www.anz.com or by calling **13 13 14**.



ANZ V2 PLUS STATEMENT

STATEMENT NUMBER 145

01 JULY 2020 TO 31 JULY 2020

MR C J ELLIOTT
MRS N ELLIOTT
17 BURRA PL
BRADDON ACT 2612

WELCOME TO YOUR ANZ ACCOUNT AT A GLANCE

Account Details

ELLIOTT FAMILY SUPER FUND

Branch Number (BSB)

012-941

Account Number

9097-56205



Notice something different?

Welcome to your new look statement. You can find out more here anz.com/yourstatement

If you haven't already switched off paper for your ANZ V2 PLUS statement, follow the link above to find out how.

NEED TO GET IN TOUCH?

 Enquiries: 13 28 33 Lost/Stolen Cards: 1800 033 844 Fax: 1800 671 800	OR	 ANZ Internet Banking www.anz.com	OR	 V2 PLUS Service Centre Locked Bag 3000, Collins St West MELBOURNE VIC 8007
---	----	--	----	--

ANZ V2 PLUS STATEMENT

Account Number: 9097-56205

Transaction Details

Please retain this statement for taxation purposes

Date	Transaction Details	Withdrawals (\$)	Deposits (\$)	Balance (\$)
2020				
01 JUL	OPENING BALANCE			125,864.10
03 JUL	DEPOSIT FROM NAB INTERIM DIV DV211/01043663		210.00	126,074.10
03 JUL	EFTPOS BUNNINGS 436000 BELCONNEN AU AUD 19.28	19.28		126,054.82
03 JUL	EFTPOS BUNNINGS 436000 BELCONNEN AU AUD 56.82	56.82		125,998.00
07 JUL	DEPOSIT		1,060.00	127,058.00
13 JUL	DEPOSIT		940.00	127,998.00
14 JUL	EFTPOS POPES ELECTRICAL MITCHELL ACTAU AUD 18.21	18.21		127,979.79
20 JUL	EFTPOS OFFICEWORKS 0262 BRADDON AU AUD 3.20	3.20		127,976.59
21 JUL	DEPOSIT		1,060.00	129,036.59
22 JUL	EFTPOS BUNNINGS 475000 MAJURA AU AUD 65.83	65.83		128,970.76
27 JUL	DEPOSIT		940.00	129,910.76
31 JUL	DEPOSIT FROM ADVANTAGE ONE CENTURY 21		1,151.65	131,062.41
31 JUL	DEPOSIT FROM ADVANTAGE ONE CENTURY 21		1,373.48	132,435.89
	TOTALS AT END OF PAGE	\$163.34	\$6,735.13	
	TOTALS AT END OF PERIOD	\$163.34	\$6,735.13	\$132,435.89

Interest rate at date of statement issue .01% p.a

Save on ATM fees while you travel with ANZ.

As an ANZ customer you won't pay an overseas ATM transaction fee when you use an ANZ branded ATM to withdraw cash from this ANZ account while overseas.

You'll find ANZ ATMs in various locations throughout the Asia Pacific region.

See the ANZ Personal Banking Account Fees and Charges booklet for more information.



ANZ V2 PLUS STATEMENT

STATEMENT NUMBER 146

01 AUGUST 2020 TO 31 AUGUST 2020

MR C J ELLIOTT
MRS N ELLIOTT
17 BURRA PL
BRADDON ACT 2612

WELCOME TO YOUR ANZ ACCOUNT AT A GLANCE

Account Details

ELLIOTT FAMILY SUPER FUND

Branch Number (BSB)

012-941

Account Number

9097-56205



Notice something different?

Welcome to your new look statement. You can find out more here anz.com/yourstatement

If you haven't already switched off paper for your ANZ V2 PLUS statement, follow the link above to find out how.

NEED TO GET IN TOUCH?

 Enquiries: 13 28 33 Lost/Stolen Cards: 1800 033 844 Fax: 1800 671 800	OR	 ANZ Internet Banking www.anz.com	OR	 V2 PLUS Service Centre Locked Bag 3000, Collins St West MELBOURNE VIC 8007
---	----	--	----	--

ANZ V2 PLUS STATEMENT

Account Number: 9097-56205

Transaction Details

Please retain this statement for taxation purposes

Date	Transaction Details	Withdrawals (\$)	Deposits (\$)	Balance (\$)
2020				
01 AUG	OPENING BALANCE			132,435.89
03 AUG	DEPOSIT		1,060.00	133,495.89
05 AUG	DEPOSIT FROM METCASH LIMITED S00061230831		145.93	133,641.82
10 AUG	DEPOSIT		940.00	134,581.82
14 AUG	DEPOSIT FROM TCL DIV/DIST AUF20/00840574		640.00	135,221.82
18 AUG	DEPOSIT		1,060.00	136,281.82
24 AUG	DEPOSIT		940.00	137,221.82
31 AUG	DEPOSIT FROM ADVANTAGE ONE CENTURY 21		1,290.66	138,512.48
31 AUG	DEPOSIT FROM ADVANTAGE ONE CENTURY 21		1,373.48	139,885.96
	TOTALS AT END OF PAGE	\$0.00	\$7,450.07	
	TOTALS AT END OF PERIOD	\$0.00	\$7,450.07	\$139,885.96

Interest rate at date of statement issue .01% p.a

Save on ATM fees while you travel with ANZ.

As an ANZ customer you won't pay an overseas ATM transaction fee when you use an ANZ branded ATM to withdraw cash from this ANZ account while overseas.

You'll find ANZ ATMs in various locations throughout the Asia Pacific region.

See the ANZ Personal Banking Account Fees and Charges booklet for more information.

IMPORTANT INFORMATION

PLEASE CHECK THE ENTRIES AND CALL 13 28 33 REGARDING ANY ERRORS ON THIS STATEMENT.

All entries generated are subject to authorization and verification and if necessary, adjustments will appear on a later statement.

If you have a complaint or unresolved issue with ANZ's product or service please call our National Feedback Line **1800 805 154** and advise us. Further information in relation to ANZ's dispute resolution process and this product (including details of benefits or fees and charges) is available on request and you can access this information by reviewing the Product Terms and Conditions, and Fees and Charges booklets which can be found at www.anz.com or by calling **13 28 33**.



ANZ V2 PLUS STATEMENT

STATEMENT NUMBER 147

01 SEPTEMBER 2020 TO 30 SEPTEMBER 2020

MR C J ELLIOTT
MRS N ELLIOTT
17 BURRA PL
BRADDON ACT 2612

WELCOME TO YOUR ANZ ACCOUNT AT A GLANCE

Account Details

ELLIOTT FAMILY SUPER FUND

Branch Number (BSB)

012-941

Account Number

9097-56205



Notice something different?

Welcome to your new look statement. You can find out more here anz.com/yourstatement

If you haven't already switched off paper for your ANZ V2 PLUS statement, follow the link above to find out how.

NEED TO GET IN TOUCH?

 Enquiries: 13 28 33 Lost/Stolen Cards: 1800 033 844 Fax: 1800 671 800	OR	 ANZ Internet Banking www.anz.com	OR	 V2 PLUS Service Centre Locked Bag 3000, Collins St West MELBOURNE VIC 8007
---	----	--	----	--

ANZ V2 PLUS STATEMENT

Account Number: 9097-56205

Transaction Details

Please retain this statement for taxation purposes

Date	Transaction Details	Withdrawals (\$)	Deposits (\$)	Balance (\$)
2020				
01 SEP	OPENING BALANCE			139,885.96
01 SEP	DEPOSIT		1,060.00	140,945.96
07 SEP	DEPOSIT		940.00	141,885.96
10 SEP	WITHDRAWAL ANZ INTERNET BANKING PAYMENT 283578	715.00		141,170.96
11 SEP	ANZ INTERNET BANKING BILLPAY ICON WATER 277820	166.85		141,004.11
11 SEP	ANZ INTERNET BANKING BILLPAY ACT REVENUE OFFICE 281050	531.19		140,472.92
11 SEP	ANZ INTERNET BANKING BILLPAY ACT REVENUE OFFICE 280443	698.53		139,774.39
11 SEP	ANZ INTERNET BANKING BILLPAY RATE PAYMENTS 279058	1,158.48		138,615.91
11 SEP	ANZ INTERNET BANKING BILLPAY RATE PAYMENTS 278504	1,418.22		137,197.69
11 SEP	ANZ INTERNET BANKING BILLPAY TAX OFFICE PAYMENTS 282389	2,796.19		134,401.50
15 SEP	DEPOSIT		1,060.00	135,461.50
17 SEP	EFTPOS BUNNINGS 475000 MAJURA AU AUD 7.12	7.12		135,454.38
17 SEP	EFTPOS BUNNINGS 475000 MAJURA AU AUD 166.56	166.56		135,287.82
21 SEP	DEPOSIT		940.00	136,227.82
24 SEP	DEPOSIT FROM RESMED DIVIDEND SEP20/00817248		37.96	136,265.78
24 SEP	DEPOSIT FROM TLS FNL DIV 001249987617		568.00	136,833.78
28 SEP	DEPOSIT		1,060.00	137,893.78
29 SEP	DEPOSIT FROM TASSAL GROUP LTD SEP20/00803932		270.00	138,163.78
29 SEP	EFTPOS BUNNINGS 436000 BELCONNEN AU AUD 201.46	201.46		137,962.32
29 SEP	EFTPOS TOTAL TOOLS FYSHWICK FYSHWICK AC AUD 38.55	38.55		137,923.77
30 SEP	ANZ INTERNET BANKING BILLPAY DEFT PAYMENTS 308207	1,340.52		136,583.25
30 SEP	CARD ENTRY AT BELCONNEN		480.00	137,063.25
30 SEP	DEPOSIT FROM ADVANTAGE ONE CENTURY 21		1,151.65	138,214.90
30 SEP	DEPOSIT FROM ADVANTAGE ONE CENTURY 21		1,373.48	139,588.38
01 OCT	QUARTERLY INTEREST		3.42	139,591.80
	TOTALS AT END OF PAGE	\$9,238.67	\$8,944.51	



ANZ V2 PLUS STATEMENT

STATEMENT NUMBER 148

01 OCTOBER 2020 TO 31 OCTOBER 2020

MR C J ELLIOTT
MRS N ELLIOTT
17 BURRA PL
BRADDON ACT 2612

WELCOME TO YOUR ANZ ACCOUNT AT A GLANCE

Account Details

ELLIOTT FAMILY SUPER FUND

Branch Number (BSB)

012-941

Account Number

9097-56205



Notice something different?

Welcome to your new look statement. You can find out more here anz.com/yourstatement

If you haven't already switched off paper for your ANZ V2 PLUS statement, follow the link above to find out how.

NEED TO GET IN TOUCH?

 Enquiries: 13 28 33 Lost/Stolen Cards: 1800 033 844 Fax: 1800 671 800	OR	 ANZ Internet Banking www.anz.com	OR	 V2 PLUS Service Centre Locked Bag 3000, Collins St West MELBOURNE VIC 8007
---	----	--	----	--

ANZ V2 PLUS STATEMENT

Account Number: 9097-56205

Transaction Details

Please retain this statement for taxation purposes

Date	Transaction Details	Withdrawals (\$)	Deposits (\$)	Balance (\$)
2020				
01 OCT	OPENING BALANCE			139,591.80
02 OCT	EFTPOS BUNNINGS 461000 FYSHWICK AU AUD 105.78	105.78		139,486.02
05 OCT	DEPOSIT		940.00	140,426.02
12 OCT	EFTPOS BUNNINGS 461000 FYSHWICK AU AUD 31.83	31.83		140,394.19
12 OCT	EFTPOS BUNNINGS 475000 MAJURA AU AUD 226.97	226.97		140,167.22
13 OCT	DEPOSIT		1,060.00	141,227.22
15 OCT	DEPOSIT FROM HEALIUS DIV OCT20/00805907		156.00	141,383.22
19 OCT	DEPOSIT		940.00	142,323.22
21 OCT	DEPOSIT FROM GR ENGINEERING OCT20/00800593		252.00	142,575.22
27 OCT	DEPOSIT		1,060.00	143,635.22
29 OCT	ANZ INTERNET BANKING BILLPAY TAX OFFICE PAYMENTS 646143	2,934.00		140,701.22
30 OCT	DEPOSIT FROM ADVANTAGE ONE CENTURY 21		1,151.65	141,852.87
30 OCT	DEPOSIT FROM ADVANTAGE ONE CENTURY 21		1,717.95	143,570.82
	TOTALS AT END OF PAGE	\$3,298.58	\$7,277.60	
	TOTALS AT END OF PERIOD	\$3,298.58	\$7,277.60	\$143,570.82

Interest rate at date of statement issue .01% p.a

Save on ATM fees while you travel with ANZ.

As an ANZ customer you won't pay an overseas ATM transaction fee when you use an ANZ branded ATM to withdraw cash from this ANZ account while overseas.

You'll find ANZ ATMs in various locations throughout the Asia Pacific region.

See the ANZ Personal Banking Account Fees and Charges booklet for more information.

IMPORTANT INFORMATION

PLEASE CHECK THE ENTRIES AND CALL 13 28 33 REGARDING ANY ERRORS ON THIS STATEMENT.

All entries generated are subject to authorization and verification and if necessary, adjustments will appear on a later statement.

If you have a complaint or unresolved issue with ANZ's product or service please call our National Feedback Line **1800 805 154** and advise us. Further information in relation to ANZ's dispute resolution process and this product (including details of benefits or fees and charges) is available on request and you can access this information by reviewing the Product Terms and Conditions, and Fees and Charges booklets which can be found at www.anz.com or by calling **13 28 33**.



ANZ V2 PLUS STATEMENT

STATEMENT NUMBER 149

01 NOVEMBER 2020 TO 30 NOVEMBER 2020

MR C J ELLIOTT
MRS N ELLIOTT
17 BURRA PL
BRADDON ACT 2612

WELCOME TO YOUR ANZ ACCOUNT AT A GLANCE

Account Details

ELLIOTT FAMILY SUPER FUND

Branch Number (BSB)

012-941

Account Number

9097-56205



Notice something different?

Welcome to your new look statement. You can find out more here anz.com/yourstatement

If you haven't already switched off paper for your ANZ V2 PLUS statement, follow the link above to find out how.

NEED TO GET IN TOUCH?

 Enquiries: 13 28 33 Lost/Stolen Cards: 1800 033 844 Fax: 1800 671 800	OR	 ANZ Internet Banking www.anz.com	OR	 V2 PLUS Service Centre Locked Bag 3000, Collins St West MELBOURNE VIC 8007
---	----	--	----	--

ANZ V2 PLUS STATEMENT

Account Number: 9097-56205

Transaction Details

Please retain this statement for taxation purposes

Date	Transaction Details	Withdrawals (\$)	Deposits (\$)	Balance (\$)
2020				
01 NOV	OPENING BALANCE			143,570.82
02 NOV	EFTPOS BUNNINGS 475000 MAJURA AU AUD 13.81	13.81		143,557.01
02 NOV	DEPOSIT		940.00	144,497.01
04 NOV	EFTPOS BUNNINGS 475000 MAJURA AU AUD 32.97		32.97	144,529.98
05 NOV	ANZ INTERNET BANKING BILLPAY ICON WATER 850043	166.85		144,363.13
05 NOV	ANZ INTERNET BANKING BILLPAY TAX OFFICE PAYMENTS 848837	3,048.00		141,315.13
11 NOV	EFTPOS SPOTLIGHT 042 \QUEANBEYAN AU AUD 120.00	120.00		141,195.13
11 NOV	DEPOSIT		1,060.00	142,255.13
12 NOV	EFTPOS SPOTLIGHT 042 \QUEANBEYAN AU AUD 30.00	30.00		142,225.13
16 NOV	DEPOSIT		940.00	143,165.13
25 NOV	DEPOSIT FROM DUC TRAN RENTCOVID		1,060.00	144,225.13
30 NOV	DEPOSIT		940.00	145,165.13
30 NOV	DEPOSIT FROM ADVANTAGE ONE CENTURY 21		1,373.48	146,538.61
30 NOV	DEPOSIT FROM ADVANTAGE ONE CENTURY 21		1,440.66	147,979.27
	TOTALS AT END OF PAGE	\$3,378.66	\$7,787.11	
	TOTALS AT END OF PERIOD	\$3,378.66	\$7,787.11	\$147,979.27

Interest rate at date of statement issue .01% p.a

Save on ATM fees while you travel with ANZ.

As an ANZ customer you won't pay an overseas ATM transaction fee when you use an ANZ branded ATM to withdraw cash from this ANZ account while overseas.

You'll find ANZ ATMs in various locations throughout the Asia Pacific region.

See the ANZ Personal Banking Account Fees and Charges booklet for more information.



ANZ V2 PLUS STATEMENT

STATEMENT NUMBER 150

01 DECEMBER 2020 TO 31 DECEMBER 2020

MR C J ELLIOTT
MRS N ELLIOTT
17 BURRA PL
BRADDON ACT 2612

WELCOME TO YOUR ANZ ACCOUNT AT A GLANCE

Account Details

ELLIOTT FAMILY SUPER FUND

Branch Number (BSB)

012-941

Account Number

9097-56205



Notice something different?

Welcome to your new look statement. You can find out more here anz.com/yourstatement

If you haven't already switched off paper for your ANZ V2 PLUS statement, follow the link above to find out how.

NEED TO GET IN TOUCH?

 Enquiries: 13 28 33 Lost/Stolen Cards: 1800 033 844 Fax: 1800 671 800	OR	 ANZ Internet Banking www.anz.com	OR	 V2 PLUS Service Centre Locked Bag 3000, Collins St West MELBOURNE VIC 8007
---	----	--	----	--

ANZ V2 PLUS STATEMENT

Account Number: 9097-56205

Transaction Details

Please retain this statement for taxation purposes

Date	Transaction Details	Withdrawals (\$)	Deposits (\$)	Balance (\$)
2020				
01 DEC	OPENING BALANCE			147,979.27
07 DEC	EFTPOS PLUMBWORKS PLUMBING\LATHAM AU AUD 175.00	175.00		147,804.27
07 DEC	EFTPOS OCONNOR IGA O CONNOR ACTAU AUD 14.90	14.90		147,789.37
08 DEC	EFTPOS REECE 2017 \BRADDON AU AUD 57.95	57.95		147,731.42
08 DEC	DEPOSIT		1,060.00	148,791.42
10 DEC	DEPOSIT		5,000.00	153,791.42
10 DEC	DEPOSIT FROM NAB FINAL DIV DV212/00538898		268.50	154,059.92
14 DEC	ANZ INTERNET BANKING FUNDS TRANSFER TRANSFER 338115 TO 012950453231207	100,000.00		54,059.92
15 DEC	DEPOSIT		940.00	54,999.92
17 DEC	DEPOSIT FROM RESMED DIVIDEND DEC20/00817061		37.75	55,037.67
17 DEC	ANZ INTERNET BANKING BILLPAY DEFT PAYMENTS 161912	3,571.44		51,466.23
17 DEC	DEPOSIT		20,000.00	71,466.23
21 DEC	DEPOSIT		1,060.00	72,526.23
29 DEC	DEPOSIT		940.00	73,466.23
31 DEC	DEPOSIT FROM ADVANTAGE ONE CENTURY 21		1,151.65	74,617.88
31 DEC	DEPOSIT FROM ADVANTAGE ONE CENTURY 21		2,062.42	76,680.30
2021				
01 JAN	QUARTERLY INTEREST		3.31	76,683.61
	TOTALS AT END OF PAGE	\$103,819.29	\$32,523.63	
	TOTALS AT END OF PERIOD	\$103,819.29	\$32,523.63	\$76,683.61

This Statement Includes

Interest Paid	\$3.31
---------------	--------

Interest rate at date of statement issue .01% p.a

Save on ATM fees while you travel with ANZ.

As an ANZ customer you won't pay an overseas ATM transaction fee when you use an ANZ branded ATM to withdraw cash from this ANZ account while overseas. You'll find ANZ ATMs in various locations throughout the Asia Pacific region. See the ANZ Personal Banking Account Fees and Charges booklet for more information.



ANZ V2 PLUS STATEMENT

STATEMENT NUMBER 151

01 JANUARY 2021 TO 31 JANUARY 2021

MR C J ELLIOTT
MRS N ELLIOTT
17 BURRA PL
BRADDON ACT 2612

WELCOME TO YOUR ANZ ACCOUNT AT A GLANCE

Account Details

ELLIOTT FAMILY SUPER FUND

Branch Number (BSB)

012-941

Account Number

9097-56205



Notice something different?

Welcome to your new look statement. You can find out more here anz.com/yourstatement

If you haven't already switched off paper for your ANZ V2 PLUS statement, follow the link above to find out how.

NEED TO GET IN TOUCH?

 Enquiries: 13 28 33 Lost/Stolen Cards: 1800 033 844 Fax: 1800 671 800	OR	 ANZ Internet Banking www.anz.com	OR	 V2 PLUS Service Centre Locked Bag 3000, Collins St West MELBOURNE VIC 8007
---	----	--	----	--

ANZ V2 PLUS STATEMENT

Account Number: 9097-56205

Transaction Details

Please retain this statement for taxation purposes

Date	Transaction Details	Withdrawals (\$)	Deposits (\$)	Balance (\$)
2021				
01 JAN	OPENING BALANCE			76,683.61
04 JAN	ANZ INTERNET BANKING BILLPAY ACT REVENUE OFFICE 358531	532.09		76,151.52
04 JAN	ANZ INTERNET BANKING BILLPAY ACT REVENUE OFFICE 358134	698.53		75,452.99
04 JAN	ANZ INTERNET BANKING BILLPAY RATE PAYMENTS 359231	1,163.30		74,289.69
04 JAN	ANZ INTERNET BANKING BILLPAY RATE PAYMENTS 358888	1,445.55		72,844.14
04 JAN	DEPOSIT		1,060.00	73,904.14
11 JAN	EFTPOS BUNNINGS 461000 FYSHWICK AU AUD 17.35	17.35		73,886.79
12 JAN	DEPOSIT		940.00	74,826.79
20 JAN	DEPOSIT FROM DUC TRAN RENTCOVID		1,060.00	75,886.79
25 JAN	DEPOSIT		940.00	76,826.79
29 JAN	DEPOSIT FROM METCASH LIMITED S00061230831		179.60	77,006.39
29 JAN	DEPOSIT FROM ADVANTAGE ONE CENTURY 21		702.67	77,709.06
29 JAN	DEPOSIT FROM ADVANTAGE ONE CENTURY 21		1,151.65	78,860.71
	TOTALS AT END OF PAGE	\$3,856.82	\$6,033.92	
	TOTALS AT END OF PERIOD	\$3,856.82	\$6,033.92	\$78,860.71

Interest rate at date of statement issue .01% p.a

Save on ATM fees while you travel with ANZ.

As an ANZ customer you won't pay an overseas ATM transaction fee when you use an ANZ branded ATM to withdraw cash from this ANZ account while overseas.

You'll find ANZ ATMs in various locations throughout the Asia Pacific region.

See the ANZ Personal Banking Account Fees and Charges booklet for more information.

IMPORTANT INFORMATION

PLEASE CHECK THE ENTRIES AND CALL 13 28 33 REGARDING ANY ERRORS ON THIS STATEMENT.

All entries generated are subject to authorization and verification and if necessary, adjustments will appear on a later statement.

If you have a complaint or unresolved issue with ANZ's product or service please call our National Feedback Line **1800 805 154** and advise us. Further information in relation to ANZ's dispute resolution process and this product (including details of benefits or fees and charges) is available on request and you can access this information by reviewing the Product Terms and Conditions, and Fees and Charges booklets which can be found at www.anz.com or by calling **13 28 33**.



ANZ V2 PLUS STATEMENT

STATEMENT NUMBER 152

01 FEBRUARY 2021 TO 28 FEBRUARY 2021

MR C J ELLIOTT
MRS N ELLIOTT
17 BURRA PL
BRADDON ACT 2612

WELCOME TO YOUR ANZ ACCOUNT AT A GLANCE

Account Details

ELLIOTT FAMILY SUPER FUND

Branch Number (BSB)

012-941

Account Number

9097-56205



Notice something different?

Welcome to your new look statement. You can find out more here anz.com/yourstatement

If you haven't already switched off paper for your ANZ V2 PLUS statement, follow the link above to find out how.

NEED TO GET IN TOUCH?

 Enquiries: 13 28 33 Lost/Stolen Cards: 1800 033 844 Fax: 1800 671 800	OR	 ANZ Internet Banking www.anz.com	OR	 V2 PLUS Service Centre Locked Bag 3000, Collins St West MELBOURNE VIC 8007
---	----	--	----	--



ANZ V2 PLUS STATEMENT

Account Number: 9097-56205

Transaction Details

Please retain this statement for taxation purposes

Date	Transaction Details	Withdrawals (\$)	Deposits (\$)	Balance (\$)
2021				
01 FEB	OPENING BALANCE			78,860.71
02 FEB	DEPOSIT FROM DUC TRAN RENTCOVID		1,060.00	79,920.71
08 FEB	DEPOSIT		950.00	80,870.71
12 FEB	DEPOSIT		10,000.00	90,870.71
12 FEB	DEPOSIT		10,000.00	100,870.71
16 FEB	DEPOSIT FROM TCL DIV/DIST AUI21/00840441		600.00	101,470.71
16 FEB	DEPOSIT FROM DUC TRAN RENTCOVID5		1,060.00	102,530.71
22 FEB	DEPOSIT		950.00	103,480.71
22 FEB	EFTPOS OFFICEWORKS 0264 BELCONNEN AU AUD 536.88	536.88		102,943.83
24 FEB	EFTPOS OFFICEWORKS 0262 BRADDON AU AUD 39.88		39.88	102,983.71
26 FEB	EFTPOS MISTER MINIT MAJURA MAJURA PARK ACTAU AUD 28.65	28.65		102,955.06
26 FEB	DEPOSIT FROM ADVANTAGE ONE CENTURY 21		1,096.65	104,051.71
26 FEB	DEPOSIT FROM ADVANTAGE ONE CENTURY 21		2,041.81	106,093.52
	TOTALS AT END OF PAGE	\$565.53	\$27,798.34	
	TOTALS AT END OF PERIOD	\$565.53	\$27,798.34	\$106,093.52

Interest rate at date of statement issue .01% p.a

Save on ATM fees while you travel with ANZ.

As an ANZ customer you won't pay an overseas ATM transaction fee when you use an ANZ branded ATM to withdraw cash from this ANZ account while overseas.

You'll find ANZ ATMs in various locations throughout the Asia Pacific region.

See the ANZ Personal Banking Account Fees and Charges booklet for more information.

IMPORTANT INFORMATION

PLEASE CHECK THE ENTRIES AND CALL 13 28 33 REGARDING ANY ERRORS ON THIS STATEMENT.

All entries generated are subject to authorization and verification and if necessary, adjustments will appear on a later statement.

If you have a complaint or unresolved issue with ANZ's product or service please call our National Feedback Line **1800 805 154** and advise us. Further information in relation to ANZ's dispute resolution process and this product (including details of benefits or fees and charges) is available on request and you can access this information by reviewing the Product Terms and Conditions, and Fees and Charges booklets which can be found at www.anz.com or by calling **13 28 33**.



ANZ V2 PLUS STATEMENT

STATEMENT NUMBER 153
01 MARCH 2021 TO 31 MARCH 2021

MR C J ELLIOTT
MRS N ELLIOTT
17 BURRA PL
BRADDON ACT 2612

WELCOME TO YOUR ANZ ACCOUNT AT A GLANCE

Account Details

ELLIOTT FAMILY SUPER FUND

Branch Number (BSB)

012-941

Account Number

9097-56205



Notice something different?

Welcome to your new look statement. You can find out more here anz.com/yourstatement

If you haven't already switched off paper for your ANZ V2 PLUS statement, follow the link above to find out how.

NEED TO GET IN TOUCH?

 Enquiries: 13 28 33 Lost/Stolen Cards: 1800 033 844 Fax: 1800 671 800	OR	 ANZ Internet Banking www.anz.com	OR	 V2 PLUS Service Centre Locked Bag 3000, Collins St West MELBOURNE VIC 8007
---	----	--	----	--

ANZ V2 PLUS STATEMENT

Account Number: 9097-56205

Transaction Details

Please retain this statement for taxation purposes

Date	Transaction Details	Withdrawals (\$)	Deposits (\$)	Balance (\$)
2021				
01 MAR	OPENING BALANCE			106,093.52
01 MAR	EFTPOS BUNNINGS 475000 MAJURA AU AUD 8.85	8.85		106,084.67
01 MAR	ANZ INTERNET BANKING BILLPAY ICON WATER 238954	166.85		105,917.82
01 MAR	ANZ INTERNET BANKING BILLPAY ACT REVENUE OFFICE 241475	535.57		105,382.25
01 MAR	ANZ INTERNET BANKING BILLPAY ACT REVENUE OFFICE 240198	688.16		104,694.09
01 MAR	ANZ INTERNET BANKING BILLPAY DEFT PAYMENTS 237453	1,785.72		102,908.37
01 MAR	DEPOSIT FROM DUC TRAN RENTCOVID4		1,060.00	103,968.37
02 MAR	DIRECT CREDIT - CREDIT FROM VCX DST 001255665870 ELLIOTT FAMILY SUPERFUND		136.00	104,104.37
02 MAR	ANZ INTERNET BANKING BILLPAY TAX OFFICE PAYMENTS 585493	3,048.00		101,056.37
02 MAR	DIRECT DEBIT - DEBIT TO BUDGET DIRECT 115355582061964301 ELLIOTT FAMILY SUPER FUND	1,716.44		99,339.93
08 MAR	DIRECT DEBIT - DEBIT TO BUDGET DIRECT 116021824062154463 ELLIOTT C MR	355.75		98,984.18
08 MAR	DIRECT DEBIT - DEBIT TO BUDGET DIRECT 116023229062154547 ELLIOTT FAMILY SUPER FUND	497.81		98,486.37
09 MAR	DEPOSIT		950.00	99,436.37
16 MAR	DEPOSIT		1,060.00	100,496.37
18 MAR	DEPOSIT FROM RESMED DIVIDEND MAR21/00816919		35.20	100,531.57
18 MAR	EFTPOS BUNNINGS 475000 MAJURA AU AUD 178.60	178.60		100,352.97
22 MAR	DEPOSIT		950.00	101,302.97
22 MAR	ANZ INTERNET BANKING BILLPAY RATE PAYMENTS 678617	1,149.33		100,153.64
22 MAR	ANZ INTERNET BANKING BILLPAY DEFT PAYMENTS 679923	1,340.48		98,813.16
22 MAR	ANZ INTERNET BANKING BILLPAY RATE PAYMENTS 677716	1,469.47		97,343.69
23 MAR	DEPOSIT FROM SGM DIVIDEND 001258716148		108.00	97,451.69
26 MAR	DEPOSIT FROM TLS ITM DIV 001257040880		568.00	98,019.69
30 MAR	DEPOSIT FROM TASSAL GROUP LTD MAR21/00804344		210.00	98,229.69
	TOTALS AT END OF PAGE	\$12,941.03	\$5,077.20	

ANZ V2 PLUS STATEMENT

Account Number: 9097-56205

Date	Transaction Details	Withdrawals (\$)	Deposits (\$)	Balance (\$)
31 MAR	DEPOSIT		1,060.00	99,289.69
31 MAR	CARD ENTRY AT DICKSON		780.00	100,069.69
31 MAR	DEPOSIT FROM ADVANTAGE ONE CENTURY 21		1,409.74	101,479.43
31 MAR	DEPOSIT FROM ADVANTAGE ONE CENTURY 21		1,440.66	102,920.09
01 APR	QUARTERLY INTEREST		2.23	102,922.32
TOTALS AT END OF PAGE		\$0.00	\$4,692.63	
TOTALS AT END OF PERIOD		\$12,941.03	\$9,769.83	\$102,922.32

This Statement Includes

Interest Paid	\$2.23
---------------	--------

Interest rate at date of statement issue .01% p.a

Save on ATM fees while you travel with ANZ.

As an ANZ customer you won't pay an overseas ATM transaction fee when you use an ANZ branded ATM to withdraw cash from this ANZ account while overseas.

You'll find ANZ ATMs in various locations throughout the Asia Pacific region.

See the ANZ Personal Banking Account Fees and Charges booklet for more information.

IMPORTANT INFORMATION

PLEASE CHECK THE ENTRIES AND CALL 13 28 33 REGARDING ANY ERRORS ON THIS STATEMENT.

All entries generated are subject to authorization and verification and if necessary, adjustments will appear on a later statement.

If you have a complaint or unresolved issue with ANZ's product or service please call our National Feedback Line **1800 805 154** and advise us. Further information in relation to ANZ's dispute resolution process and this product (including details of benefits or fees and charges) is available on request and you can access this information by reviewing the Product Terms and Conditions, and Fees and Charges booklets which can be found at www.anz.com or by calling **13 28 33**.



ANZ V2 PLUS STATEMENT

STATEMENT NUMBER 154

01 APRIL 2021 TO 30 APRIL 2021

MR C J ELLIOTT
MRS N ELLIOTT
17 BURRA PL
BRADDON ACT 2612

WELCOME TO YOUR ANZ ACCOUNT AT A GLANCE

Account Details

ELLIOTT FAMILY SUPER FUND

Branch Number (BSB)

012-941

Account Number

9097-56205



Notice something different?

Welcome to your new look statement. You can find out more here anz.com/yourstatement

If you haven't already switched off paper for your ANZ V2 PLUS statement, follow the link above to find out how.

NEED TO GET IN TOUCH?

 Enquiries: 13 28 33 Lost/Stolen Cards: 1800 033 844 Fax: 1800 671 800	OR	 ANZ Internet Banking www.anz.com	OR	 V2 PLUS Service Centre Locked Bag 3000, Collins St West MELBOURNE VIC 8007
---	----	--	----	--

ANZ V2 PLUS STATEMENT

Account Number: 9097-56205

Transaction Details

Please retain this statement for taxation purposes

Date	Transaction Details	Withdrawals (\$)	Deposits (\$)	Balance (\$)
2021				
01 APR	OPENING BALANCE			102,922.32
01 APR	DEPOSIT FROM GR ENGINEERING APR21/00800597		315.00	103,237.32
07 APR	DEPOSIT		950.00	104,187.32
07 APR	DEPOSIT FROM WPP AUNZ LTD APR21/00802811		770.00	104,957.32
12 APR	DEPOSIT		1,060.00	106,017.32
14 APR	DEPOSIT		25,000.00	131,017.32
15 APR	DEPOSIT FROM HEALIUS DIV APR21/00805334		390.00	131,407.32
19 APR	EFTPOS REECE 2017 \BRADDON AU AUD 29.46	29.46		131,377.86
20 APR	EFTPOS BUNNINGS 475000 MAJURA AU AUD 2.33	2.33		131,375.53
20 APR	EFTPOS BUNNINGS 436000 BELCONNEN AU AUD 65.41	65.41		131,310.12
21 APR	DEPOSIT FROM AGL REPLACEMENT MAR21/99998120		301.00	131,611.12
21 APR	EFTPOS OFFICEWORKS 0262 BRADDON AU AUD 6.00	6.00		131,605.12
21 APR	DEPOSIT FROM AGL REPLACEMENT AG138/53061092		669.00	132,274.12
21 APR	EFTPOS BUNNINGS 436000 BELCONNEN AU AUD 56.05		56.05	132,330.17
21 APR	EFTPOS BUNNINGS 436000 BELCONNEN AU AUD 60.36	60.36		132,269.81
22 APR	DEPOSIT FROM WES REPLACEMENT INT21/99997799		704.00	132,973.81
22 APR	DEPOSIT FROM WES REPLACEMENT FIN20/99995957		760.00	133,733.81
22 APR	EFTPOS BUNNINGS 436000 BELCONNEN AU AUD 58.85	58.85		133,674.96
22 APR	DEPOSIT		990.00	134,664.96
22 APR	EFTPOS BUNNINGS 436000 BELCONNEN AU AUD 42.35	42.35		134,622.61
26 APR	DEPOSIT FROM DUC TRAN RENTSOPHIEMICHAEL		960.00	135,582.61
29 APR	DEPOSIT		990.00	136,572.61
	TOTALS AT END OF PAGE	\$264.76	\$33,915.05	

ANZ V2 PLUS STATEMENT

Account Number: 9097-56205

Date	Transaction Details	Withdrawals (\$)	Deposits (\$)	Balance (\$)
29 APR	EFTPOS BUNNINGS 461000 FYSHWICK AU AUD 46.31	46.31		136,526.30
30 APR	DEPOSIT FROM ADVANTAGE ONE CENTURY 21		1,170.00	137,696.30
30 APR	DEPOSIT FROM ADVANTAGE ONE CENTURY 21		1,409.74	139,106.04
30 APR	SELF SERVICE ADDITIONAL WITHDRAWAL FEE 3 DEBIT TRANSACTIONS	1.50		139,104.54
TOTALS AT END OF PAGE		\$47.81	\$2,579.74	
TOTALS AT END OF PERIOD		\$312.57	\$36,494.79	\$139,104.54

This Statement Includes

Transaction Fees	\$1.50
------------------	--------

Interest rate at date of statement issue .01% p.a

Save on ATM fees while you travel with ANZ.

As an ANZ customer you won't pay an overseas ATM transaction fee when you use an ANZ branded ATM to withdraw cash from this ANZ account while overseas.

You'll find ANZ ATMs in various locations throughout the Asia Pacific region.

See the ANZ Personal Banking Account Fees and Charges booklet for more information.

IMPORTANT INFORMATION

PLEASE CHECK THE ENTRIES AND CALL 13 28 33 REGARDING ANY ERRORS ON THIS STATEMENT.

All entries generated are subject to authorization and verification and if necessary, adjustments will appear on a later statement.

If you have a complaint or unresolved issue with ANZ's product or service please call our National Feedback Line **1800 805 154** and advise us. Further information in relation to ANZ's dispute resolution process and this product (including details of benefits or fees and charges) is available on request and you can access this information by reviewing the Product Terms and Conditions, and Fees and Charges booklets which can be found at www.anz.com or by calling **13 28 33**.





ANZ V2 PLUS STATEMENT

STATEMENT NUMBER 155

01 MAY 2021 TO 31 MAY 2021

MR C J ELLIOTT
MRS N ELLIOTT
17 BURRA PL
BRADDON ACT 2612

WELCOME TO YOUR ANZ ACCOUNT AT A GLANCE

Account Details

ELLIOTT FAMILY SUPER FUND

Branch Number (BSB)

012-941

Account Number

9097-56205



Notice something different?

Welcome to your new look statement. You can find out more here anz.com/yourstatement

If you haven't already switched off paper for your ANZ V2 PLUS statement, follow the link above to find out how.

NEED TO GET IN TOUCH?

 Enquiries: 13 28 33 Lost/Stolen Cards: 1800 033 844 Fax: 1800 671 800	OR	 ANZ Internet Banking www.anz.com	OR	 V2 PLUS Service Centre Locked Bag 3000, Collins St West MELBOURNE VIC 8007
---	----	--	----	--

ANZ V2 PLUS STATEMENT

Account Number: 9097-56205

Transaction Details

Please retain this statement for taxation purposes

Date	Transaction Details	Withdrawals (\$)	Deposits (\$)	Balance (\$)
2021				
01 MAY	OPENING BALANCE			139,104.54
07 MAY	DEPOSIT FROM WPP AUNZ LTD 21MAY/00802804		2,730.00	141,834.54
10 MAY	DEPOSIT		960.00	142,794.54
11 MAY	EFTPOS BUNNINGS 475000 MAJURA AU AUD 87.53	87.53		142,707.01
12 MAY	EFTPOS BUNNINGS 475000 MAJURA AU AUD 1.19	1.19		142,705.82
17 MAY	DEPOSIT		742.50	143,448.32
17 MAY	ANZ INTERNET BANKING BILLPAY ACT REVENUE OFFICE 331422	532.00		142,916.32
17 MAY	ANZ INTERNET BANKING BILLPAY ACT REVENUE OFFICE 331416	690.94		142,225.38
18 MAY	DEPOSIT FROM WPP AUNZ LIMITED MAY21/00802815		8,750.00	150,975.38
18 MAY	ANZ INTERNET BANKING BILLPAY ICON WATER 625828	166.79		150,808.59
18 MAY	ANZ INTERNET BANKING BILLPAY TAX OFFICE PAYMENTS 628363	3,048.00		147,760.59
18 MAY	WITHDRAWAL ANZ INTERNET BANKING PAYMENT 729511	535.00		147,225.59
20 MAY	ANZ INTERNET BANKING FUNDS TRANSFER TRANSFER 183655 TO 012950453231207	100,000.00		47,225.59
24 MAY	EFTPOS BUNNINGS 461000 FYSHWICK AU AUD 10.16	10.16		47,215.43
24 MAY	DEPOSIT		960.00	48,175.43
31 MAY	ANZ INTERNET BANKING BILLPAY DEFT PAYMENTS 455480	1,785.72		46,389.71
31 MAY	EFTPOS BUNNINGS 475000 MAJURA AU AUD 25.02	25.02		46,364.69
31 MAY	EFTPOS EX-GOVIE FURNITURE NEW FYSHWICK AU AUD 88.00	88.00		46,276.69
31 MAY	DEPOSIT FROM ADVANTAGE ONE CENTURY 21		1,409.74	47,686.43
31 MAY	DEPOSIT FROM ADVANTAGE ONE CENTURY 21		1,486.54	49,172.97
	TOTALS AT END OF PAGE	\$106,970.35	\$17,038.78	
	TOTALS AT END OF PERIOD	\$106,970.35	\$17,038.78	\$49,172.97

Interest rate at date of statement issue .01% p.a

Save on ATM fees while you travel with ANZ.

As an ANZ customer you won't pay an overseas ATM transaction fee when you use an ANZ branded ATM to withdraw cash from this ANZ account while overseas.



ANZ V2 PLUS STATEMENT

STATEMENT NUMBER 156

01 JUNE 2021 TO 30 JUNE 2021

MR C J ELLIOTT
MRS N ELLIOTT
17 BURRA PL
BRADDON ACT 2612

WELCOME TO YOUR ANZ ACCOUNT AT A GLANCE

Account Details

ELLIOTT FAMILY SUPER FUND

Branch Number (BSB)

012-941

Account Number

9097-56205



Notice something different?

Welcome to your new look statement. You can find out more here anz.com/yourstatement

If you haven't already switched off paper for your ANZ V2 PLUS statement, follow the link above to find out how.

NEED TO GET IN TOUCH?

 Enquiries: 13 28 33 Lost/Stolen Cards: 1800 033 844 Fax: 1800 671 800	OR	 ANZ Internet Banking www.anz.com	OR	 V2 PLUS Service Centre Locked Bag 3000, Collins St West MELBOURNE VIC 8007
---	----	--	----	--

ANZ V2 PLUS STATEMENT

Account Number: 9097-56205

Transaction Details

Please retain this statement for taxation purposes

Date	Transaction Details	Withdrawals (\$)	Deposits (\$)	Balance (\$)
2021				
01 JUN	OPENING BALANCE			49,172.97
08 JUN	DEPOSIT		960.00	50,132.97
10 JUN	DEPOSIT		990.00	51,122.97
17 JUN	DEPOSIT FROM RESMED DIVIDEND JUN21/00817053		35.32	51,158.29
22 JUN	DEPOSIT		960.00	52,118.29
24 JUN	DEPOSIT		990.00	53,108.29
28 JUN	DEPOSIT		788.00	53,896.29
30 JUN	DEPOSIT FROM ADVANTAGE ONE CENTURY 21		1,188.35	55,084.64
30 JUN	DEPOSIT FROM ADVANTAGE ONE CENTURY 21		1,409.74	56,494.38
01 JUL	QUARTERLY INTEREST		2.29	56,496.67
	TOTALS AT END OF PAGE	\$0.00	\$7,323.70	
	TOTALS AT END OF PERIOD	\$0.00	\$7,323.70	\$56,496.67

This Statement Includes

Interest Paid	\$2.29
---------------	--------

Yearly Summary

Financial Year to 30/06

Interest Paid	\$10.67
Transaction Fees	\$1.50

Interest rate at date of statement issue .01% p.a

How to read this statement: This statement covers transactions on your account for the quarter ending 30 June 2021.

Interest shown as paid on 1 July 2021 will be reported to the Australian Taxation Office for the 2022 income year.

If you have any difficulty reading this statement please contact the V2 PLUS Service Centre 13 28 33.

IMPORTANT INFORMATION

PLEASE CHECK THE ENTRIES AND CALL 13 28 33 REGARDING ANY ERRORS ON THIS STATEMENT.

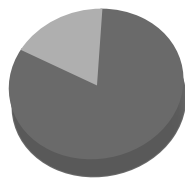
All entries generated are subject to authorization and verification and if necessary, adjustments will appear on a later statement.

If you have a complaint or unresolved issue with ANZ's product or service please call our National Feedback Line **1800 805 154** and advise us. Further information in relation to ANZ's dispute resolution process and this product (including details of benefits or fees and charges) is available on request and you can access this information by reviewing the Product Terms and Conditions, and Fees and Charges booklets which can be found at www.anz.com or by calling **13 28 33**.

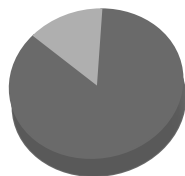
Financial Year Summary

01 Jul 2020 - 30 Jun 2021

Summary Information A/C 117048	+/-	
Holdings valuation at start of period		\$361,658.99
Holdings valuation at end of period	\$112,141.02	\$473,800.01
Direct Investment Account balance at start of period		\$75,699.19
Direct Investment Account balance at end of period	(\$73.33)	\$75,625.86
Portfolio (holdings plus cash) at start of period		\$437,358.18
Portfolio (holdings plus cash) at end of period	\$112,067.69	\$549,425.87
Total portfolio value		\$549,425.87
Direct Investment Account interest		\$26.67
Deposits into Direct Investment Account		\$0.00
Withdrawals from Direct Investment Account		(\$100.00)
Net trade flows		\$0.00
Total brokerage		\$0.00
Information service fees		\$110.00
Estimated dividends and distributions		\$15,528.13
Estimated franking credits		\$5,272.23

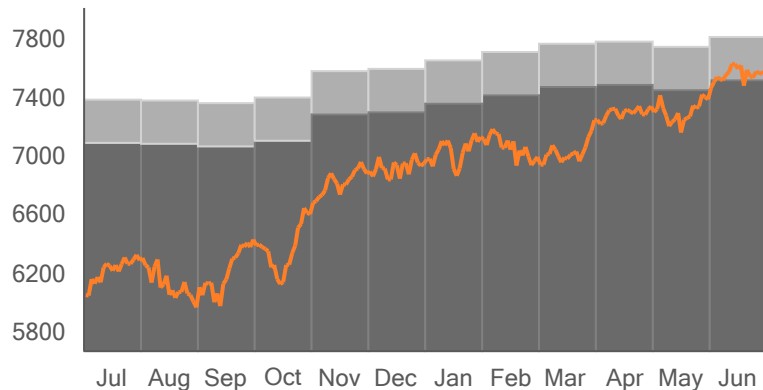


2020
 Cash 17.31%
 Holdings 82.69%



2021
 Cash 13.76%
 Holdings 86.24%

ASX ALL ORDS



While every effort has been made to provide you with an accurate statement, we give no warranty of accuracy or reliability and take no responsibility for any errors or omissions including negligence by any officers, employees or agents. We encourage you to confirm the information, holdings and valuations contained herein. Information contained in the report may only relate to the period since you commenced our service.

Holdings valuation

01 Jul 2020 - 30 Jun 2021



Holdings valuation at 1 Jul 2020

\$361,658.99

Equities

ASX code	Description	Quantity	Price	Value
AGL	AGL ENERGY FPO	1,500	\$17.050	\$25,575.00
AST	AUSNET FPO	4,701	\$1.670	\$7,850.67
BFG	BELL FN GP FPO	12,000	\$1.170	\$14,040.00
EHE	ESTIA HLTH FPO	4,000	\$1.535	\$6,140.00
GNG	GR ENGIN FPO	6,300	\$0.720	\$4,536.00
HLS	HEALIUS FPO	6,000	\$3.050	\$18,300.00
LYC	LYNAS FPO	9,500	\$1.935	\$18,382.50
MTS	METCASHLTD FPO	2,245	\$2.720	\$6,106.40
MYX	M PHARMA FPO	4,400	\$0.385	\$1,694.00
NAB	NAT. BANK FPO	895	\$18.220	\$16,306.90
NUF	NUFARM FPO	2,500	\$4.090	\$10,225.00
PGC	PARAGON FPO	16,473	\$0.190	\$3,129.87
QAN	QANTAS FPO	3,450	\$3.780	\$13,041.00
RMD	RESMED CDI 10:1	1,000	\$27.540	\$27,540.00
SGM	SIMS METAL FPO	900	\$7.930	\$7,137.00
TCL	TRANSURBAN STAPLED	4,000	\$14.130	\$56,520.00
TGR	TASSAL GRP FPO	3,000	\$3.450	\$10,350.00
TLS	TELSTRA FPO	7,100	\$3.130	\$22,223.00
VCX	VICINITY STAPLED	4,000	\$1.430	\$5,720.00
WBC	WESTPAC FPO	2,567	\$17.950	\$46,077.65
WES	WESFARMER FPO	800	\$44.830	\$35,864.00
WPP	WPP AUNZ FPO	17,500	\$0.280	\$4,900.00
Sub total				\$361,658.99

Holdings valuation at 30 Jun 2021

\$473,800.01

While every effort has been made to provide you with an accurate statement, we give no warranty of accuracy or reliability and take no responsibility for any errors or omissions including negligence by any officers, employees or agents. We encourage you to confirm the information, holdings and valuations contained herein. Information contained in the report may only relate to the period since you commenced our service.



Holdings valuation (continued)

01 Jul 2020 - 30 Jun 2021

Equities

ASX code	Description	Quantity	Price	Value
AGL	AGL ENERGY FPO	1,500	\$8.200	\$12,300.00
AST	AUSNET FPO	4,957	\$1.750	\$8,674.75
BFG	BELL FN GP FPO	12,000	\$1.785	\$21,420.00
EHE	ESTIA HLTH FPO	4,000	\$2.470	\$9,880.00
GNG	GR ENGIN FPO	6,300	\$1.500	\$9,450.00
HLS	HEALIUS FPO	6,000	\$4.630	\$27,780.00
LYC	LYNAS FPO	9,500	\$5.710	\$54,245.00
MTS	METCASHLTD FPO	2,245	\$3.990	\$8,957.55
MYX	M PHARMA FPO	4,400	\$0.320	\$1,408.00
NAB	NAT. BANK FPO	895	\$26.220	\$23,466.90
NUF	NUFARM FPO	2,500	\$4.580	\$11,450.00
PGC	PARAGON FPO	16,473	\$0.265	\$4,365.35
QAN	QANTAS FPO	3,450	\$4.660	\$16,077.00
RMD	RESMED CDI 10:1	1,000	\$32.760	\$32,760.00
SGM	SIMS METAL FPO	900	\$16.600	\$14,940.00
TCL	TRANSURBAN STAPLED	4,000	\$14.230	\$56,920.00
TGR	TASSAL GRP FPO	3,000	\$3.580	\$10,740.00
TLS	TELSTRA FPO	7,100	\$3.760	\$26,696.00
VCX	VICINITY STAPLED	4,000	\$1.545	\$6,180.00
WBC	WESTPAC FPO	2,666	\$25.810	\$68,809.46
WES	WESFARMER FPO	800	\$59.100	\$47,280.00
			Sub total	\$473,800.01

While every effort has been made to provide you with an accurate statement, we give no warranty of accuracy or reliability and take no responsibility for any errors or omissions including negligence by any officers, employees or agents. We encourage you to confirm the information, holdings and valuations contained herein. Information contained in the report may only relate to the period since you commenced our service.

Holdings valuation (continued)

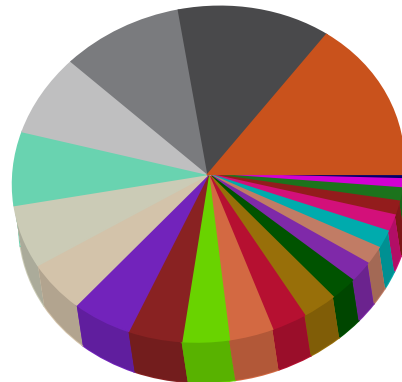
01 Jul 2020 - 30 Jun 2021

Holdings valuation at 1 Jul 2020

\$361,658.99

Holdings composition 1 Jul 2020

TCL 15.63%	NAB 4.51%	MTS 1.69%
WBC 12.74%	BFG 3.88%	VCX 1.58%
WES 9.92%	QAN 3.61%	WPP 1.35%
RMD 7.61%	TGR 2.86%	GNG 1.25%
AGL 7.07%	NUF 2.83%	PGC 0.87%
TLS 6.14%	AST 2.17%	MYX 0.47%
LYC 5.08%	SGM 1.97%	
HLS 5.06%	EHE 1.70%	

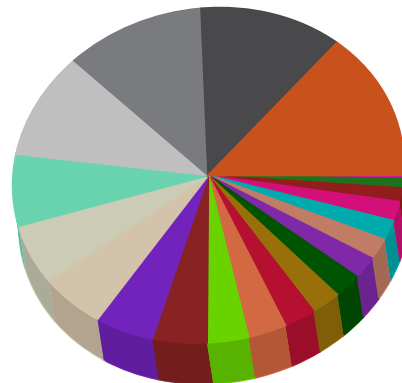


Holdings valuation at 30 Jun 2021

\$473,800.01

Holdings composition 30 Jun 2021

WBC 14.52%	NAB 4.95%	EHE 2.09%
TCL 12.01%	BFG 4.52%	GNG 1.99%
LYC 11.45%	QAN 3.39%	MTS 1.89%
WES 9.98%	SGM 3.15%	AST 1.83%
RMD 6.91%	AGL 2.60%	VCX 1.30%
HLS 5.86%	NUF 2.42%	PGC 0.92%
TLS 5.63%	TGR 2.27%	MYX 0.30%



While every effort has been made to provide you with an accurate statement, we give no warranty of accuracy or reliability and take no responsibility for any errors or omissions including negligence by any officers, employees or agents. We encourage you to confirm the information, holdings and valuations contained herein. Information contained in the report may only relate to the period since you commenced our service.



Direct Investment Account Summary

01 Jul 2020 - 30 Jun 2021

Direct Investment Account balance at start of period **\$75,699.19**

Interest earned in the period

31 Jul 2020	\$6.51
01 Sep 2020	\$6.51
01 Oct 2020	\$6.30
31 Oct 2020	\$6.51
30 Nov 2020	\$0.84
Sub total	\$26.67

Other withdrawals from Direct Investment Account

Total invoices paid	\$100.00
Sub total	\$100.00

Direct Investment Account balance at end of period **\$75,625.86**

While every effort has been made to provide you with an accurate statement, we give no warranty of accuracy or reliability and take no responsibility for any errors or omissions including negligence by any officers, employees or agents. We encourage you to confirm the information, holdings and valuations contained herein. Information contained in the report may only relate to the period since you commenced our service.

Transaction summary

01 Jul 2020 - 30 Jun 2021

Equities

AST AUSNET SERVICES LTD ORDINARY

Date	Type	Action	Quantity	Unit price	Trade value	Brokerage	Other fees	GST	Total value
04/08/2014	In	Transfer	3,408	\$0.0000	\$0.00	\$0.00	\$0.00	\$0.00	\$0.00
24/12/2014	In	Transfer	109	\$1.3000	\$141.70	\$0.00	\$0.00	\$0.00	\$141.70
18/06/2015	Out	Transfer	(3,517)	\$0.0000	(\$0.00)	\$0.00	\$0.00	\$0.00	(\$0.00)
18/06/2015	In	Transfer	3,517	\$0.0000	\$0.00	\$0.00	\$0.00	\$0.00	\$0.00
26/06/2015	In	Transfer	107	\$0.0000	\$0.00	\$0.00	\$0.00	\$0.00	\$0.00
24/12/2015	In	Transfer	106	\$1.4500	\$153.70	\$0.00	\$0.00	\$0.00	\$153.70
22/06/2016	In	Transfer	105	\$1.5200	\$159.60	\$0.00	\$0.00	\$0.00	\$159.60
22/12/2016	In	Transfer	118	\$1.4300	\$168.74	\$0.00	\$0.00	\$0.00	\$168.74
27/06/2017	In	Transfer	126	\$1.6900	\$212.94	\$0.00	\$0.00	\$0.00	\$212.94
21/12/2017	In	Transfer	102	\$1.8600	\$189.72	\$0.00	\$0.00	\$0.00	\$189.72
20/12/2018	In	Transfer	131	\$0.0000	\$0.00	\$0.00	\$0.00	\$0.00	\$0.00
27/06/2019	In	Transfer	119	\$1.7500	\$208.25	\$0.00	\$0.00	\$0.00	\$208.25
19/12/2019	In	Transfer	135	\$1.6800	\$226.80	\$0.00	\$0.00	\$0.00	\$226.80
25/06/2020	In	Transfer	135	\$1.7200	\$232.20	\$0.00	\$0.00	\$0.00	\$232.20
17/12/2020	In	Transfer	122	\$1.8300	\$223.26	\$0.00	\$0.00	\$0.00	\$223.26
24/06/2021	In	Transfer	134	\$1.7200	\$230.48	\$0.00	\$0.00	\$0.00	\$230.48
Sub total			4,957						

WBC WESTPAC BANKING CORP ORDINARY

Date	Type	Action	Quantity	Unit price	Trade value	Brokerage	Other fees	GST	Total value
------	------	--------	----------	------------	-------------	-----------	------------	-----	-------------

While every effort has been made to provide you with an accurate statement, we give no warranty of accuracy or reliability and take no responsibility for any errors or omissions including negligence by any officers, employees or agents. We encourage you to confirm the information, holdings and valuations contained herein. Information contained in the report may only relate to the period since you commenced our service.



Transaction summary (continued)

01 Jul 2020 - 30 Jun 2021

28/11/2013	Buy	B1477200	1,000	\$33.0000	\$33,000.00	\$30.00	\$0.00	\$3.00	\$33,033.00
20/11/2015	In	Transfer	44	\$0.0000	\$0.00	\$0.00	\$0.00	\$0.00	\$0.00
31/01/2019	Buy	B4109780	800	\$24.5500	\$19,640.00	\$22.73	\$0.00	\$2.27	\$19,665.00
24/06/2019	In	Transfer	63	\$27.3600	\$1,723.68	\$0.00	\$0.00	\$0.00	\$1,723.68
20/12/2019	In	Transfer	60	\$25.1700	\$1,510.20	\$0.00	\$0.00	\$0.00	\$1,510.20
19/03/2020	Buy	B4996010	600	\$15.8600	\$9,516.00	\$13.64	\$0.00	\$1.36	\$9,531.00
18/12/2020	In	Transfer	41	\$19.8300	\$813.03	\$0.00	\$0.00	\$0.00	\$813.03
25/06/2021	In	Transfer	58	\$25.9800	\$1,506.84	\$0.00	\$0.00	\$0.00	\$1,506.84
Sub total			2,666						

WPP

WPP AUNZ LTD ORDINARY

Date	Type	Action	Quantity	Unit price	Trade value	Brokerage	Other fees	GST	Total value
19/02/2019	Buy	B4144786	188	\$0.5350	\$100.58	\$13.64	\$0.00	\$1.36	\$115.58
20/02/2019	Buy	B4147818	2,904	\$0.5350	\$1,553.61	\$0.00	\$0.00	\$0.00	\$1,553.61
21/02/2019	Buy	B4150868	14,408	\$0.5350	\$7,708.20	\$0.00	\$0.00	\$0.00	\$7,708.20
18/05/2021	Out	Transfer	(17,500)	\$0.0000	(\$0.00)	\$0.00	\$0.00	\$0.00	(\$0.00)
Sub total			0						

Please note that the Transaction Date listed of any Off Market Transfers (Transfer) may not necessarily match the Date of Purchase listed on the Off Market transfer form.

While every effort has been made to provide you with an accurate statement, we give no warranty of accuracy or reliability and take no responsibility for any errors or omissions including negligence by any officers, employees or agents. We encourage you to confirm the information, holdings and valuations contained herein. Information contained in the report may only relate to the period since you commenced our service.

Brokerage & information services

01 Jul 2020 - 30 Jun 2021



August 2020	Amount	GST	Total
Brokerage and trail fees	\$0.00	\$0.00	\$0.00
Information services	\$9.09	\$0.91	\$10.00
	\$9.09	\$0.91	\$10.00

September 2020	Amount	GST	Total
Brokerage and trail fees	\$0.00	\$0.00	\$0.00
Information services	\$9.09	\$0.91	\$10.00
	\$9.09	\$0.91	\$10.00

October 2020	Amount	GST	Total
Brokerage and trail fees	\$0.00	\$0.00	\$0.00
Information services	\$9.09	\$0.91	\$10.00
	\$9.09	\$0.91	\$10.00

November 2020	Amount	GST	Total
Brokerage and trail fees	\$0.00	\$0.00	\$0.00
Information services	\$9.09	\$0.91	\$10.00
	\$9.09	\$0.91	\$10.00

December 2020	Amount	GST	Total
Brokerage and trail fees	\$0.00	\$0.00	\$0.00
Information services	\$18.18	\$1.82	\$20.00
	\$18.18	\$1.82	\$20.00

While every effort has been made to provide you with an accurate statement, we give no warranty of accuracy or reliability and take no responsibility for any errors or omissions including negligence by any officers, employees or agents. We encourage you to confirm the information, holdings and valuations contained herein. Information contained in the report may only relate to the period since you commenced our service.



Brokerage & information services (continued)

01 Jul 2020 - 30 Jun 2021



January 2021	Amount	GST	Total
Brokerage and trail fees	\$0.00	\$0.00	\$0.00
Information services	\$9.09	\$0.91	\$10.00
	\$9.09	\$0.91	\$10.00

March 2021	Amount	GST	Total
Brokerage and trail fees	\$0.00	\$0.00	\$0.00
Information services	\$9.09	\$0.91	\$10.00
	\$9.09	\$0.91	\$10.00

April 2021	Amount	GST	Total
Brokerage and trail fees	\$0.00	\$0.00	\$0.00
Information services	\$9.09	\$0.91	\$10.00
	\$9.09	\$0.91	\$10.00

May 2021	Amount	GST	Total
Brokerage and trail fees	\$0.00	\$0.00	\$0.00
Information services	\$9.09	\$0.91	\$10.00
	\$9.09	\$0.91	\$10.00

While every effort has been made to provide you with an accurate statement, we give no warranty of accuracy or reliability and take no responsibility for any errors or omissions including negligence by any officers, employees or agents. We encourage you to confirm the information, holdings and valuations contained herein. Information contained in the report may only relate to the period since you commenced our service.



Brokerage & information services (continued)

01 Jul 2020 - 30 Jun 2021



June 2021	Amount	GST	Total
Brokerage and trail fees	\$0.00	\$0.00	\$0.00
Information services	\$9.09	\$0.91	\$10.00
	\$9.09	\$0.91	\$10.00

Brokerage total	\$0.00	\$0.00	\$0.00
Information services total	\$99.99	\$10.01	\$110.00

While every effort has been made to provide you with an accurate statement, we give no warranty of accuracy or reliability and take no responsibility for any errors or omissions including negligence by any officers, employees or agents. We encourage you to confirm the information, holdings and valuations contained herein. Information contained in the report may only relate to the period since you commenced our service.



Estimated dividends & distributions

01 Jul 2020 - 30 Jun 2021

AGL AGL ENERGY LIMITED. ORDINARY

Ex div. date	Payment date	Type	Div. amount	Franking %	Balance	Franking credit	Est. dividend
26/08/2020	25/09/2020	Final	\$0.51	80.00%	1,500	\$262.29	\$765.00
24/02/2021	26/03/2021	Interim	\$0.41	0.00%	1,500	\$0.00	\$615.00
Estimated sub total						\$262.29	\$1,380.00

AST AUSNET SERVICES LTD ORDINARY

Ex div. date	Payment date	Type	Div. amount	Franking %	Balance	Franking credit	Est. dividend
16/11/2020	17/12/2020	Interim	\$0.0475	40.00%	4,701	\$38.28	\$223.30
20/05/2021	24/06/2021	Final	\$0.0475	40.00%	4,823	\$39.27	\$229.09
Estimated sub total						\$77.55	\$452.39

BFG BELL FINANCIAL GROUP ORDINARY

Ex div. date	Payment date	Type	Div. amount	Franking %	Balance	Franking credit	Est. dividend
19/08/2020	27/08/2020	Interim	\$0.04	100.00%	12,000	\$205.71	\$480.00
03/03/2021	17/03/2021	Final	\$0.065	100.00%	12,000	\$334.29	\$780.00
Estimated sub total						\$540.00	\$1,260.00

GNG GR ENGINEERING LTD ORDINARY

Ex div. date	Payment date	Type	Div. amount	Franking %	Balance	Franking credit	Est. dividend
08/10/2020	21/10/2020	Final	\$0.04	0.00%	6,300	\$0.00	\$252.00
11/03/2021	01/04/2021	Interim	\$0.05	100.00%	6,300	\$135.00	\$315.00
Estimated sub total						\$135.00	\$567.00

While every effort has been made to provide you with an accurate statement, we give no warranty of accuracy or reliability and take no responsibility for any errors or omissions including negligence by any officers, employees or agents. We encourage you to confirm the information, holdings and valuations contained herein. Information contained in the report may only relate to the period since you commenced our service.

Estimated dividends & distributions (continued)

01 Jul 2020 - 30 Jun 2021



HLS HEALIUS ORDINARY

Ex div. date	Payment date	Type	Div. amount	Franking %	Balance	Franking credit	Est. dividend
26/03/2020	15/10/2020	Interim	\$0.026	100.00%	6,000	\$66.86	\$156.00
25/03/2021	15/04/2021	Interim	\$0.065	100.00%	6,000	\$167.14	\$390.00
Estimated sub total						\$234.00	\$546.00

MTS METCASH LIMITED ORDINARY

Ex div. date	Payment date	Type	Div. amount	Franking %	Balance	Franking credit	Est. dividend
07/07/2020	05/08/2020	Final	\$0.065	100.00%	2,245	\$62.54	\$145.93
22/12/2020	29/01/2021	Interim	\$0.08	100.00%	2,245	\$76.97	\$179.60
Estimated sub total						\$139.51	\$325.53

NAB NATIONAL AUST. BANK ORDINARY

Ex div. date	Payment date	Type	Div. amount	Franking %	Balance	Franking credit	Est. dividend
01/05/2020	03/07/2020	Interim	\$0.30	100.00%	700	\$90.00	\$210.00
12/11/2020	10/12/2020	Final	\$0.30	100.00%	895	\$115.07	\$268.50
Estimated sub total						\$205.07	\$478.50

While every effort has been made to provide you with an accurate statement, we give no warranty of accuracy or reliability and take no responsibility for any errors or omissions including negligence by any officers, employees or agents. We encourage you to confirm the information, holdings and valuations contained herein. Information contained in the report may only relate to the period since you commenced our service.



Estimated dividends & distributions (continued)

01 Jul 2020 - 30 Jun 2021

RMD RESMED INC CDI 10:1 FOR. EXEMPT

Ex div. date	Payment date	Type	Div. amount	Franking %	Balance	Franking credit	Est. dividend
19/08/2020	24/09/2020	Final	\$0.03794	0.00%	1,000	\$0.00	\$37.94
11/11/2020	17/12/2020	Interim	\$0.0378	0.00%	1,000	\$0.00	\$37.80
10/02/2021	18/03/2021	Interim	\$0.03521	0.00%	1,000	\$0.00	\$35.21
12/05/2021	17/06/2021	Interim	\$0.03535	0.00%	1,000	\$0.00	\$35.35
Estimated sub total						\$0.00	\$146.30

SGM SIMS LIMITED ORDINARY

Ex div. date	Payment date	Type	Div. amount	Franking %	Balance	Franking credit	Est. dividend
05/03/2021	23/03/2021	Interim	\$0.12	100.00%	900	\$46.29	\$108.00
Estimated sub total						\$46.29	\$108.00

TCL TRANSURBAN GROUP FPO/UNITS STAPLED

Ex div. date	Payment date	Type	Div. amount	Franking %	Balance	Franking credit	Est. dividend
29/06/2020	14/08/2020	Final	\$0.16	0.00%	4,000	\$0.00	\$640.00
30/12/2020	16/02/2021	Interim	\$0.15	0.00%	4,000	\$0.00	\$600.00
Estimated sub total						\$0.00	\$1,240.00

TGR TASSAL GROUP LIMITED ORDINARY

Ex div. date	Payment date	Type	Div. amount	Franking %	Balance	Franking credit	Est. dividend
14/09/2020	29/09/2020	Final	\$0.09	25.00%	3,000	\$28.93	\$270.00
12/03/2021	30/03/2021	Interim	\$0.07	0.00%	3,000	\$0.00	\$210.00
Estimated sub total						\$28.93	\$480.00

While every effort has been made to provide you with an accurate statement, we give no warranty of accuracy or reliability and take no responsibility for any errors or omissions including negligence by any officers, employees or agents. We encourage you to confirm the information, holdings and valuations contained herein. Information contained in the report may only relate to the period since you commenced our service.

Estimated dividends & distributions (continued)

01 Jul 2020 - 30 Jun 2021

TLS TELSTRA CORPORATION. ORDINARY

Ex div. date	Payment date	Type	Div. amount	Franking %	Balance	Franking credit	Est. dividend
26/08/2020	24/09/2020	Final	\$0.08	100.00%	7,100	\$243.43	\$568.00
24/02/2021	26/03/2021	Interim	\$0.08	100.00%	7,100	\$243.43	\$568.00
Estimated sub total						\$486.86	\$1,136.00

VCX VICINITY CENTRES FPO/UNITS STAPLED

Ex div. date	Payment date	Type	Div. amount	Franking %	Balance	Franking credit	Est. dividend
30/12/2020	02/03/2021	Interim	\$0.034	0.00%	4,000	\$0.00	\$136.00
Estimated sub total						\$0.00	\$136.00

WBC WESTPAC BANKING CORP ORDINARY

Ex div. date	Payment date	Type	Div. amount	Franking %	Balance	Franking credit	Est. dividend
11/11/2020	18/12/2020	Final	\$0.31	100.00%	2,567	\$341.04	\$795.77
13/05/2021	25/06/2021	Interim	\$0.58	100.00%	2,608	\$648.27	\$1,512.64
Estimated sub total						\$989.31	\$2,308.41

WES WESFARMERS LIMITED ORDINARY

Ex div. date	Payment date	Type	Div. amount	Franking %	Balance	Franking credit	Est. dividend
25/08/2020	01/10/2020	Final	\$0.95	100.00%	800	\$325.71	\$760.00
23/02/2021	31/03/2021	Interim	\$0.88	100.00%	800	\$301.71	\$704.00
Estimated sub total						\$627.42	\$1,464.00

While every effort has been made to provide you with an accurate statement, we give no warranty of accuracy or reliability and take no responsibility for any errors or omissions including negligence by any officers, employees or agents. We encourage you to confirm the information, holdings and valuations contained herein. Information contained in the report may only relate to the period since you commenced our service.

Estimated dividends & distributions (continued)

01 Jul 2020 - 30 Jun 2021



WPP

WPP AUNZ LTD ORDINARY

Ex div. date	Payment date	Type	Div. amount	Franking %	Balance	Franking credit	Est. dividend
30/03/2021	07/04/2021	Final	\$0.044	100.00%	17,500	\$330.00	\$770.00
29/04/2021	07/05/2021	Interim	\$0.156	100.00%	17,500	\$1,170.00	\$2,730.00
Estimated sub total						\$1,500.00	\$3,500.00
Estimated total						\$5,272.23	\$15,528.13

The information presented in this report is a general estimation and is intended as a guide for indicative purposes only. It is an extrapolation of our understanding of your holdings against publicly available dividend entitlement and payment information. It should not be considered a replacement for your own records. We encourage you to confirm the information and holdings represented here.

While every effort has been made to provide you with an accurate statement, we give no warranty of accuracy or reliability and take no responsibility for any errors or omissions including negligence by any officers, employees or agents. We encourage you to confirm the information, holdings and valuations contained herein. Information contained in the report may only relate to the period since you commenced our service.



60800 - Term Deposits

2021 Financial Year

Preparer Shelley Lian

Reviewer Steven Lee

Status Completed

Account Code	Description	CY Balance	LY Balance	Change
SHKDTD1030	ANZ Term Deposit ***108	\$120,000.00	\$120,000.00	0%
TOTAL		CY Balance	LY Balance	
		\$120,000.00	\$120,000.00	

Supporting Documents

- Bank Statement Report [Report](#)
- 2022-06-07 14.16.26.pdf

Standard Checklist

- Attach Copies of Statements and Interest slips
- Attach copy of Bank Statement Report
- Ensure all Transactions have been entered

Elliott Family Super Fund Bank Statement Report

For The Period 01 July 2020 to 30 June 2021

Chart Code: 60400 / ANZ300876274
Account Name: ANZ Business Premium Saver 3008-76274
BSB and Account Number: 012084 300876274

Opening Balance	-	Total Debits	+	Total Credits	=	Closing Balance	Data Feed Used
\$ 291,166.45				\$ 3,456.20		\$ 294,622.65	

Date	Description	Debit \$	Credit \$	Ledger Balance \$	Statement Balance \$	Variance \$
01/07/2020	Opening Balance			291,166.45		
27/07/2020	CREDIT INTEREST FROM 9760-66108 EFFECTIVE DATE 25 JUL 2020		3,309.04	294,475.49		
31/07/2020	CREDIT INTEREST PAID		12.40	294,487.89		
31/08/2020	CREDIT INTEREST PAID		12.50	294,500.39		
30/09/2020	CREDIT INTEREST PAID		12.10	294,512.49		
30/10/2020	CREDIT INTEREST PAID		12.11	294,524.60		
30/11/2020	CREDIT INTEREST PAID		12.50	294,537.10		
31/12/2020	CREDIT INTEREST PAID		12.51	294,549.61		
29/01/2021	CREDIT INTEREST PAID		11.70	294,561.31		
26/02/2021	CREDIT INTEREST PAID		11.30	294,572.61		
31/03/2021	CREDIT INTEREST PAID		13.32	294,585.93		
30/04/2021	CREDIT INTEREST PAID		12.10	294,598.03		
31/05/2021	CREDIT INTEREST PAID		12.51	294,610.54		
30/06/2021	Interest		12.11	294,622.65		
30/06/2021	CLOSING BALANCE			294,622.65		
			<u>3,456.20</u>			

Elliott Family Super Fund Bank Statement Report

For The Period 01 July 2020 to 30 June 2021

Chart Code: 60400 / ANZ453231207

Account Name: ANZ Business Online Saver 4532-31207

BSB and Account Number: 012950 453231207

Opening Balance	-	Total Debits	+	Total Credits	=	Closing Balance	Data Feed Used
\$ 123.95				\$ 200,033.05		\$ 200,157.00	

Date	Description	Debit \$	Credit \$	Ledger Balance \$	Statement Balance \$	Variance \$
01/07/2020	Opening Balance			123.95		
14/12/2020	ANZ INTERNET BANKING FUNDS TFER TRANSFER 338115 FROM 909756205 EFFECTIVE DATE 12 DEC 2020 [ANZ INTERNET BANKING FUNDS TRANSFER TRANSFER 338115 TO 012950453231207]		100,000.00	100,123.95		
31/12/2020	CREDIT INTEREST PAID		2.60	100,126.55		
29/01/2021	CREDIT INTEREST PAID		3.98	100,130.53		
26/02/2021	CREDIT INTEREST PAID		3.84	100,134.37		
31/03/2021	CREDIT INTEREST PAID		4.53	100,138.90		
30/04/2021	CREDIT INTEREST PAID		4.11	100,143.01		
20/05/2021	ANZ INTERNET BANKING FUNDS TRANSFER TRANSFER 183655 TO 012950453231207 [ANZ INTERNET BANKING FUNDS TFER TRANSFER 183655 FROM 909756205]		100,000.00	200,143.01		
31/05/2021	CREDIT INTEREST PAID		5.76	200,148.77		
30/06/2021	CREDIT INTEREST PAID		8.23	200,157.00		
30/06/2021	CLOSING BALANCE			200,157.00		
			<u>200,033.05</u>			

Elliott Family Super Fund
Bank Statement Report

For The Period 01 July 2020 to 30 June 2021

Chart Code: 60400 / ANZ484484805

Account Name: ANZ Cash Investment Acct 4844-84805

BSB and Account Number: 012012 484484805

Opening Balance	-	Total Debits	+	Total Credits	=	Closing Balance	Data Feed Used
\$ 45.83						\$ 45.83	

Date	Description	Debit	Credit	Ledger Balance	Statement Balance	Variance
		\$	\$	\$	\$	\$
01/07/2020	Opening Balance			45.83		
30/06/2021	CLOSING BALANCE			45.83		

Elliott Family Super Fund

Bank Statement Report

For The Period 01 July 2020 to 30 June 2021

Chart Code: 60400 / ANZ909756205

Account Name: ANZ V2 Plus 9097-56205

BSB and Account Number: 012941 909756205

Opening Balance	-	Total Debits	+	Total Credits	=	Closing Balance	Data Feed Used
\$ 125,862.39		\$ 244,544.84		\$ 175,176.83		\$ 56,494.38	

Date	Description	Debit \$	Credit \$	Ledger Balance \$	Statement Balance \$	Variance \$
01/07/2020	Opening Balance			125,862.39		
01/07/2020	QUARTERLY INTEREST		1.71	125,864.10		
03/07/2020	DEPOSIT FROM NAB INTERIM DIV DV211/01043663 [System Matched Income Data]		210.00	126,074.10		
03/07/2020	EFTPOS BUNNINGS 436000 BELCONNEN AU AUD 19.28	19.28		126,054.82		
03/07/2020	EFTPOS BUNNINGS 436000 BELCONNEN AU AUD 56.82	56.82		125,998.00		
07/07/2020	DEPOSIT		1,060.00	127,058.00		
13/07/2020	DEPOSIT		940.00	127,998.00		
14/07/2020	EFTPOS POPES ELECTRICAL MITCHELL ACTAU AUD 18.21	18.21		127,979.79		
20/07/2020	EFTPOS OFFICEWORKS 0262 BRADDON AU AUD 3.20	3.20		127,976.59		
21/07/2020	DEPOSIT		1,060.00	129,036.59		
22/07/2020	EFTPOS BUNNINGS 475000 MAJURA AU AUD 65.83	65.83		128,970.76		
27/07/2020	DEPOSIT		940.00	129,910.76		
31/07/2020	DEPOSIT FROM ADVANTAGE ONE CENTURY 21		1,151.65	131,062.41		
31/07/2020	DEPOSIT FROM ADVANTAGE ONE CENTURY 21		1,373.48	132,435.89		
03/08/2020	DEPOSIT		1,060.00	133,495.89		
05/08/2020	DEPOSIT FROM METCASH LIMITED S00061230831 [System Matched Income Data]		145.93	133,641.82		

Elliott Family Super Fund
Bank Statement Report

For The Period 01 July 2020 to 30 June 2021

Date	Description	Debit \$	Credit \$	Ledger Balance \$	Statement Balance \$	Variance \$
10/08/2020	DEPOSIT		940.00	134,581.82		
14/08/2020	DEPOSIT FROM TCL DIV/DIST AUF20/00840574 [System Matched Income Data]		640.00	135,221.82		
18/08/2020	DEPOSIT		1,060.00	136,281.82		
24/08/2020	DEPOSIT		940.00	137,221.82		
31/08/2020	DEPOSIT FROM ADVANTAGE ONE CENTURY 21		1,290.66	138,512.48		
31/08/2020	DEPOSIT FROM ADVANTAGE ONE CENTURY 21		1,373.48	139,885.96		
01/09/2020	DEPOSIT		1,060.00	140,945.96		
07/09/2020	DEPOSIT		940.00	141,885.96		
10/09/2020	WITHDRAWAL ANZ INTERNET BANKING PAYMENT 283578	715.00		141,170.96		
11/09/2020	ANZ INTERNET BANKING BILLPAY ICON WATER 277820	166.85		141,004.11		
11/09/2020	ANZ INTERNET BANKING BILLPAY ACT REVENUE OFFICE 281050	531.19		140,472.92		
11/09/2020	ANZ INTERNET BANKING BILLPAY ACT REVENUE OFFICE 280443	698.53		139,774.39		
11/09/2020	ANZ INTERNET BANKING BILLPAY RATE PAYMENTS 279058	1,158.48		138,615.91		
11/09/2020	ANZ INTERNET BANKING BILLPAY RATE PAYMENTS 278504	1,418.22		137,197.69		
11/09/2020	ANZ INTERNET BANKING BILLPAY TAX OFFICE PAYMENTS 282389	2,796.19		134,401.50		
15/09/2020	DEPOSIT		1,060.00	135,461.50		
17/09/2020	EFTPOS BUNNINGS 475000 MAJURA AU AUD 7.12	7.12		135,454.38		
17/09/2020	EFTPOS BUNNINGS 475000 MAJURA AU AUD 166.56	166.56		135,287.82		
21/09/2020	DEPOSIT		940.00	136,227.82		
24/09/2020	DEPOSIT FROM RESMED DIVIDEND SEP20/00817248		37.96	136,265.78		
24/09/2020	DEPOSIT FROM TLS FNL DIV 001249987617 [System Matched Income Data]		568.00	136,833.78		

Elliott Family Super Fund
Bank Statement Report

For The Period 01 July 2020 to 30 June 2021

Date	Description	Debit \$	Credit \$	Ledger Balance \$	Statement Balance \$	Variance \$
28/09/2020	DEPOSIT		1,060.00	137,893.78		
29/09/2020	DEPOSIT FROM TASSAL GROUP LTD SEP20/00803932 [System Matched Income Data]		270.00	138,163.78		
29/09/2020	EFTPOS BUNNINGS 436000 BELCONNEN AU AUD 201.46	201.46		137,962.32		
29/09/2020	EFTPOS TOTAL TOOLS FYSHWICK FYSHWICK AC AUD 38.55	38.55		137,923.77		
30/09/2020	ANZ INTERNET BANKING BILLPAY DEFT PAYMENTS 308207	1,340.52		136,583.25		
30/09/2020	CARD ENTRY AT BELCONNEN		480.00	137,063.25		
30/09/2020	DEPOSIT FROM ADVANTAGE ONE CENTURY 21		1,151.65	138,214.90		
30/09/2020	DEPOSIT FROM ADVANTAGE ONE CENTURY 21		1,373.48	139,588.38		
01/10/2020	QUARTERLY INTEREST		3.42	139,591.80		
02/10/2020	EFTPOS BUNNINGS 461000 FYSHWICK AU AUD 105.78	105.78		139,486.02		
05/10/2020	DEPOSIT		940.00	140,426.02		
12/10/2020	EFTPOS BUNNINGS 461000 FYSHWICK AU AUD 31.83	31.83		140,394.19		
12/10/2020	EFTPOS BUNNINGS 475000 MAJURA AU AUD 226.97	226.97		140,167.22		
13/10/2020	DEPOSIT		1,060.00	141,227.22		
15/10/2020	DEPOSIT FROM HEALIUS DIV OCT20/00805907 [System Matched Income Data]		156.00	141,383.22		
19/10/2020	DEPOSIT		940.00	142,323.22		
21/10/2020	DEPOSIT FROM GR ENGINEERING OCT20/00800593 [System Matched Income Data]		252.00	142,575.22		
27/10/2020	DEPOSIT		1,060.00	143,635.22		
29/10/2020	ANZ INTERNET BANKING BILLPAY TAX OFFICE PAYMENTS 646143	2,934.00		140,701.22		
30/10/2020	DEPOSIT FROM ADVANTAGE ONE CENTURY 21		1,151.65	141,852.87		
30/10/2020	DEPOSIT FROM ADVANTAGE ONE CENTURY 21		1,717.95	143,570.82		

Elliott Family Super Fund
Bank Statement Report

For The Period 01 July 2020 to 30 June 2021

Date	Description	Debit \$	Credit \$	Ledger Balance \$	Statement Balance \$	Variance \$
02/11/2020	EFTPOS BUNNINGS 475000 MAJURA AU AUD 13.81	13.81		143,557.01		
02/11/2020	DEPOSIT		940.00	144,497.01		
04/11/2020	EFTPOS BUNNINGS 475000 MAJURA AU AUD 32.97		32.97	144,529.98		
05/11/2020	ANZ INTERNET BANKING BILLPAY ICON WATER 850043	166.85		144,363.13		
05/11/2020	ANZ INTERNET BANKING BILLPAY TAX OFFICE PAYMENTS 848837	3,048.00		141,315.13		
11/11/2020	EFTPOS SPOTLIGHT 042 \QUEANBEYAN AU AUD 120.00	120.00		141,195.13		
11/11/2020	DEPOSIT		1,060.00	142,255.13		
12/11/2020	EFTPOS SPOTLIGHT 042 \QUEANBEYAN AU AUD 30.00	30.00		142,225.13		
16/11/2020	DEPOSIT		940.00	143,165.13		
25/11/2020	DEPOSIT FROM DUC TRAN RENTCOVID		1,060.00	144,225.13		
30/11/2020	DEPOSIT		940.00	145,165.13		
30/11/2020	DEPOSIT FROM ADVANTAGE ONE CENTURY 21		1,373.48	146,538.61		
30/11/2020	DEPOSIT FROM ADVANTAGE ONE CENTURY 21		1,440.66	147,979.27		
07/12/2020	EFTPOS PLUMBWORKS PLUMBING\LATHAM AU AUD 175.00	175.00		147,804.27		
07/12/2020	EFTPOS OCONNOR IGA O CONNOR ACTAU AUD 14.90	14.90		147,789.37		
08/12/2020	EFTPOS REECE 2017 \BRADDON AU AUD 57.95	57.95		147,731.42		
08/12/2020	DEPOSIT		1,060.00	148,791.42		
10/12/2020	DEPOSIT		5,000.00	153,791.42		
10/12/2020	DEPOSIT FROM NAB FINAL DIV DV212/00538898 [System Matched Income Data]		268.50	154,059.92		
14/12/2020	ANZ INTERNET BANKING FUNDS TFER TRANSFER 338115 FROM 909756205 EFFECTIVE DATE 12 DEC 2020 [ANZ INTERNET BANKING FUNDS TRANSFER TRANSFER 338115 TO 012950453231207]	100,000.00		54,059.92		

Elliott Family Super Fund
Bank Statement Report

For The Period 01 July 2020 to 30 June 2021

Date	Description	Debit \$	Credit \$	Ledger Balance \$	Statement Balance \$	Variance \$
15/12/2020	DEPOSIT		940.00	54,999.92		
17/12/2020	DEPOSIT FROM RESMED DIVIDEND DEC20/00817061		37.75	55,037.67		
17/12/2020	ANZ INTERNET BANKING BILLPAY DEFT PAYMENTS 161912	3,571.44		51,466.23		
17/12/2020	DEPOSIT		20,000.00	71,466.23		
21/12/2020	DEPOSIT		1,060.00	72,526.23		
29/12/2020	DEPOSIT		940.00	73,466.23		
31/12/2020	DEPOSIT FROM ADVANTAGE ONE CENTURY 21		1,151.65	74,617.88		
31/12/2020	DEPOSIT FROM ADVANTAGE ONE CENTURY 21		2,062.42	76,680.30		
01/01/2021	QUARTERLY INTEREST		3.31	76,683.61		
04/01/2021	ANZ INTERNET BANKING BILLPAY ACT REVENUE OFFICE 358531	532.09		76,151.52		
04/01/2021	ANZ INTERNET BANKING BILLPAY ACT REVENUE OFFICE 358134	698.53		75,452.99		
04/01/2021	ANZ INTERNET BANKING BILLPAY RATE PAYMENTS 359231	1,163.30		74,289.69		
04/01/2021	ANZ INTERNET BANKING BILLPAY RATE PAYMENTS 358888	1,445.55		72,844.14		
04/01/2021	DEPOSIT		1,060.00	73,904.14		
11/01/2021	EFTPOS BUNNINGS 461000 FYSHWICK AU AUD 17.35	17.35		73,886.79		
12/01/2021	DEPOSIT		940.00	74,826.79		
20/01/2021	DEPOSIT FROM DUC TRAN RENTCOVID		1,060.00	75,886.79		
25/01/2021	DEPOSIT		940.00	76,826.79		
29/01/2021	DEPOSIT FROM METCASH LIMITED S00061230831 [System Matched Income Data]		179.60	77,006.39		
29/01/2021	DEPOSIT FROM ADVANTAGE ONE CENTURY 21		702.67	77,709.06		
29/01/2021	DEPOSIT FROM ADVANTAGE ONE CENTURY 21		1,151.65	78,860.71		

Elliott Family Super Fund
Bank Statement Report

For The Period 01 July 2020 to 30 June 2021

Date	Description	Debit \$	Credit \$	Ledger Balance \$	Statement Balance \$	Variance \$
02/02/2021	DEPOSIT FROM DUC TRAN RENTCOVID		1,060.00	79,920.71		
08/02/2021	DEPOSIT		950.00	80,870.71		
12/02/2021	DEPOSIT		10,000.00	90,870.71		
12/02/2021	DEPOSIT		10,000.00	100,870.71		
16/02/2021	DEPOSIT FROM TCL DIV/DIST AUI21/00840441 [System Matched Income Data]		600.00	101,470.71		
16/02/2021	DEPOSIT FROM DUC TRAN RENTCOVID5		1,060.00	102,530.71		
22/02/2021	DEPOSIT		950.00	103,480.71		
22/02/2021	EFTPOS OFFICEWORKS 0264 BELCONNEN AU AUD 536.88	536.88		102,943.83		
24/02/2021	EFTPOS OFFICEWORKS 0262 BRADDON AU AUD 39.88		39.88	102,983.71		
26/02/2021	EFTPOS MISTER MINIT MAJURA MAJURA PARK ACTAU AUD 28.65	28.65		102,955.06		
26/02/2021	DEPOSIT FROM ADVANTAGE ONE CENTURY 21		1,096.65	104,051.71		
26/02/2021	DEPOSIT FROM ADVANTAGE ONE CENTURY 21		2,041.81	106,093.52		
01/03/2021	EFTPOS BUNNINGS 475000 MAJURA AU AUD 8.85	8.85		106,084.67		
01/03/2021	ANZ INTERNET BANKING BILLPAY ICON WATER 238954	166.85		105,917.82		
01/03/2021	ANZ INTERNET BANKING BILLPAY ACT REVENUE OFFICE 241475	535.57		105,382.25		
01/03/2021	ANZ INTERNET BANKING BILLPAY ACT REVENUE OFFICE 240198	688.16		104,694.09		
01/03/2021	ANZ INTERNET BANKING BILLPAY DEFT PAYMENTS 237453	1,785.72		102,908.37		
01/03/2021	DEPOSIT FROM DUC TRAN RENTCOVID4		1,060.00	103,968.37		
02/03/2021	DIRECT CREDIT - CREDIT FROM VCX DST 001255665870 ELLIOTT FAMILY SUPERFUND [System Matched Income Data]		136.00	104,104.37		
02/03/2021	ANZ INTERNET BANKING BILLPAY TAX OFFICE PAYMENTS 585493	3,048.00		101,056.37		
02/03/2021	DIRECT DEBIT DEBIT TO BUDGET DIRECT 115355582061964301 ELLIOTT FAMILY SUPER	1,716.44		99,339.93		

Elliott Family Super Fund

Bank Statement Report

For The Period 01 July 2020 to 30 June 2021

Date	Description	Debit \$	Credit \$	Ledger Balance \$	Statement Balance \$	Variance \$
	FUND					
08/03/2021	DIRECT DEBIT - DEBIT TO BUDGET DIRECT 116021824062154463 ELLIOTT C MR	355.75		98,984.18		
08/03/2021	DIRECT DEBIT - DEBIT TO BUDGET DIRECT 116023229062154547 ELLIOTT FAMILY SUPER FUND	497.81		98,486.37		
09/03/2021	DEPOSIT		950.00	99,436.37		
16/03/2021	DEPOSIT		1,060.00	100,496.37		
18/03/2021	DEPOSIT FROM RESMED DIVIDEND MAR21/00816919		35.20	100,531.57		
18/03/2021	EFTPOS BUNNINGS 475000 MAJURA AU AUD 178.60	178.60		100,352.97		
22/03/2021	DEPOSIT		950.00	101,302.97		
22/03/2021	ANZ INTERNET BANKING BILLPAY RATE PAYMENTS 678617	1,149.33		100,153.64		
22/03/2021	ANZ INTERNET BANKING BILLPAY DEFT PAYMENTS 679923	1,340.48		98,813.16		
22/03/2021	ANZ INTERNET BANKING BILLPAY RATE PAYMENTS 677716	1,469.47		97,343.69		
23/03/2021	DEPOSIT FROM SGM DIVIDEND 001258716148 [System Matched Income Data]		108.00	97,451.69		
26/03/2021	DEPOSIT FROM TLS ITM DIV 001257040880 [System Matched Income Data]		568.00	98,019.69		
30/03/2021	DEPOSIT FROM TASSAL GROUP LTD MAR21/00804344 [System Matched Income Data]		210.00	98,229.69		
31/03/2021	DEPOSIT		1,060.00	99,289.69		
31/03/2021	CARD ENTRY AT DICKSON		780.00	100,069.69		
31/03/2021	DEPOSIT FROM ADVANTAGE ONE CENTURY 21		1,409.74	101,479.43		
31/03/2021	DEPOSIT FROM ADVANTAGE ONE CENTURY 21		1,440.66	102,920.09		
01/04/2021	QUARTERLY INTEREST		2.23	102,922.32		
01/04/2021	DEPOSIT FROM GR ENGINEERING APR21/00800597 [System Matched Income Data]		315.00	103,237.32		

Elliott Family Super Fund
Bank Statement Report

For The Period 01 July 2020 to 30 June 2021

Date	Description	Debit \$	Credit \$	Ledger Balance \$	Statement Balance \$	Variance \$
07/04/2021	DEPOSIT		950.00	104,187.32		
07/04/2021	DEPOSIT FROM WPP AUNZ LTD APR21/00802811 [System Matched Income Data]		770.00	104,957.32		
12/04/2021	DEPOSIT		1,060.00	106,017.32		
14/04/2021	DEPOSIT		25,000.00	131,017.32		
15/04/2021	DEPOSIT FROM HEALIUS DIV APR21/00805334 [System Matched Income Data]		390.00	131,407.32		
19/04/2021	EFTPOS REECE 2017 \BRADDON AU AUD 29.46	29.46		131,377.86		
20/04/2021	EFTPOS BUNNINGS 475000 MAJURA AU AUD 2.33	2.33		131,375.53		
20/04/2021	EFTPOS BUNNINGS 436000 BELCONNEN AU AUD 65.41	65.41		131,310.12		
21/04/2021	DEPOSIT FROM AGL REPLACEMENT MAR21/99998120		301.00	131,611.12		
21/04/2021	EFTPOS OFFICEWORKS 0262 BRADDON AU AUD 6.00	6.00		131,605.12		
21/04/2021	DEPOSIT FROM AGL REPLACEMENT AG138/53061092		669.00	132,274.12		
21/04/2021	EFTPOS BUNNINGS 436000 BELCONNEN AU AUD 56.05		56.05	132,330.17		
21/04/2021	EFTPOS BUNNINGS 436000 BELCONNEN AU AUD 60.36	60.36		132,269.81		
22/04/2021	DEPOSIT FROM WES REPLACEMENT INT21/99997799		704.00	132,973.81		
22/04/2021	DEPOSIT FROM WES REPLACEMENT FIN20/99995957		760.00	133,733.81		
22/04/2021	EFTPOS BUNNINGS 436000 BELCONNEN AU AUD 58.85	58.85		133,674.96		
22/04/2021	DEPOSIT		990.00	134,664.96		
22/04/2021	EFTPOS BUNNINGS 436000 BELCONNEN AU AUD 42.35	42.35		134,622.61		
26/04/2021	DEPOSIT FROM DUC TRAN RENTSOPHIEMICHAEL		960.00	135,582.61		
29/04/2021	DEPOSIT		990.00	136,572.61		
29/04/2021	EFTPOS BUNNINGS 461000 FYSHWICK AU AUD 46.31	46.31		136,526.30		

Elliott Family Super Fund
Bank Statement Report

For The Period 01 July 2020 to 30 June 2021

Date	Description	Debit \$	Credit \$	Ledger Balance \$	Statement Balance \$	Variance \$
30/04/2021	DEPOSIT FROM ADVANTAGE ONE CENTURY 21		1,170.00	137,696.30		
30/04/2021	DEPOSIT FROM ADVANTAGE ONE CENTURY 21		1,409.74	139,106.04		
30/04/2021	SELF SERVICE ADDITIONAL WITHDRAWAL FEE 3 DEBIT TRANSACTIONS	1.50		139,104.54		
07/05/2021	DEPOSIT FROM WPP AUNZ LTD 21MAY/00802804 [System Matched Income Data]		2,730.00	141,834.54		
10/05/2021	DEPOSIT		960.00	142,794.54		
11/05/2021	EFTPOS BUNNINGS 475000 MAJURA AU AUD 87.53	87.53		142,707.01		
12/05/2021	EFTPOS BUNNINGS 475000 MAJURA AU AUD 1.19	1.19		142,705.82		
17/05/2021	DEPOSIT		742.50	143,448.32		
17/05/2021	ANZ INTERNET BANKING BILLPAY ACT REVENUE OFFICE 331422	532.00		142,916.32		
17/05/2021	ANZ INTERNET BANKING BILLPAY ACT REVENUE OFFICE 331416	690.94		142,225.38		
18/05/2021	DEPOSIT FROM WPP AUNZ LIMITED MAY21/00802815 [WPP.AX merger / takeover as at 18/05/2021]		8,750.00	150,975.38		
18/05/2021	ANZ INTERNET BANKING BILLPAY ICON WATER 625828	166.79		150,808.59		
18/05/2021	ANZ INTERNET BANKING BILLPAY TAX OFFICE PAYMENTS 628363	3,048.00		147,760.59		
18/05/2021	WITHDRAWAL ANZ INTERNET BANKING PAYMENT 729511	535.00		147,225.59		
20/05/2021	ANZ INTERNET BANKING FUNDS TRANSFER TRANSFER 183655 TO 012950453231207 [ANZ INTERNET BANKING FUNDS TFER TRANSFER 183655 FROM 909756205]	100,000.00		47,225.59		
24/05/2021	EFTPOS BUNNINGS 461000 FYSHWICK AU AUD 10.16	10.16		47,215.43		
24/05/2021	DEPOSIT		960.00	48,175.43		
31/05/2021	ANZ INTERNET BANKING BILLPAY DEFT PAYMENTS 455480	1,785.72		46,389.71		
31/05/2021	EFTPOS BUNNINGS 475000 MAJURA AU AUD 25.02	25.02		46,364.69		
31/05/2021	EFTPOS EX-GOVIE FURNITURE NEW FYSHWICK AU AUD 88.00	88.00		46,276.69		

Elliott Family Super Fund
Bank Statement Report

For The Period 01 July 2020 to 30 June 2021

Date	Description	Debit \$	Credit \$	Ledger Balance \$	Statement Balance \$	Variance \$
31/05/2021	DEPOSIT FROM ADVANTAGE ONE CENTURY 21		1,409.74	47,686.43		
31/05/2021	DEPOSIT FROM ADVANTAGE ONE CENTURY 21		1,486.54	49,172.97		
08/06/2021	DEPOSIT		960.00	50,132.97		
10/06/2021	DEPOSIT		990.00	51,122.97		
17/06/2021	DEPOSIT FROM RESMED DIVIDEND JUN21/00817053		35.32	51,158.29		
22/06/2021	DEPOSIT		960.00	52,118.29		
24/06/2021	DEPOSIT		990.00	53,108.29		
28/06/2021	DEPOSIT		788.00	53,896.29		
30/06/2021	DEPOSIT FROM ADVANTAGE ONE CENTURY 21		1,188.35	55,084.64		
30/06/2021	DEPOSIT FROM ADVANTAGE ONE CENTURY 21		1,409.74	56,494.38		
30/06/2021	CLOSING BALANCE			56,494.38		
		244,544.84	175,176.83			

Elliott Family Super Fund
Bank Statement Report

For The Period 01 July 2020 to 30 June 2021

Chart Code: 60400 / ANZNBFI010634012

Account Name: Bell Potter Direct Cash Account

BSB and Account Number: 013986 010634012

Opening Balance	-	Total Debits	+	Total Credits	=	Closing Balance
\$ 75,699.19		\$ 100.00		\$ 26.67		\$ 75,625.86

Data Feed Used

Date	Description	Debit \$	Credit \$	Ledger Balance \$	Statement Balance \$	Variance \$
01/07/2020	Opening Balance			75,699.19		
30/06/2021	Interest		26.67	75,725.86		
30/06/2021	Total expense	100.00		75,625.86		
30/06/2021	CLOSING BALANCE			75,625.86		
		100.00	26.67			

Date: 2nd July 2021



014 0144

THE TRUSTEE
ELLIOTT FAMILY SUPER FUND
17 BURRA PL
BRADDOON ACT 2612

Account Number: 9760-66108
In the Name Of: Elliott Family Super Fund

Dear Customer,

Your ANZ Business Notice Term Deposit Periodic Statement

Here is a summary of your ANZ Business Notice Term Deposit and the interest earned on your investment for the period from 01/07/2020 to 30/06/2021.

Date Lodged:	26/07/2016
Opening Balance for this period:	\$120,000.00
Plus Interest Received:	\$3,309.04
Interest Frequency:	YEARLY
Less Withholding Tax:	-\$0.00
Less Interest Transferred:	-\$3,309.04
Less Withholding Tax Transferred:	-\$0.00
Plus Funds Added:	\$0.00
Less Funds Withdrawn/Prepaid:	-\$0.00
Less Prepayment Charges:	-\$0.00
Closing Balance for this period:	\$120,000.00

Tax Purposes

Please keep this notice for taxation purposes.

Any questions?

You can ask us in person at any ANZ branch, call us on 1800 801 485, or contact your Relationship Manager.

61800 - Distributions Receivable

2021 Financial Year

Preparer Shelley Lian

Reviewer Steven Lee

Status Completed

Account Code	Description	CY Balance	LY Balance	Change
TCL.AX1	Transurban Group - Ordinary Shares/Units Fully Paid Triple Stapled	\$820.00	\$640.00	28.13%
VCX.AX	Vicinity Centres - Ordinary/Units Fully Paid Stapled Securities	\$264.00		100%
TOTAL		CY Balance	LY Balance	
		\$1,084.00	\$640.00	

Supporting Documents

- General Ledger [Report](#)
- VCX_Distribution_Advice_2021_08_31.pdf [VCX.AX](#)

Standard Checklist

- Review aging of amounts receivable and comment on any delay in payment

Elliott Family Super Fund General Ledger

As at 30 June 2021

Transaction Date	Description	Units	Debit	Credit	Balance \$
Distributions Receivable (61800)					
Transurban Group - Ordinary Shares/Units Fully Paid Triple Stapled (TCL.AX1)					
01/07/2020	Opening Balance				640.00 DR
14/08/2020	DEPOSIT FROM TCL DIV/DIST AUF20/00840574 [System Matched Income Data]			640.00	0.00 DR
30/06/2021	Distributions receivable		820.00		820.00 DR
			820.00	640.00	820.00 DR

Total Debits: 820.00

Total Credits: 640.00



Vicinity Limited ABN 90 114 757 783 and
Vicinity Centres RE Ltd ABN 88 149 781 322
as responsible entity for
Vicinity Centres Trust ARSN 104 931 928

All Registry communications to:
C/- Link Market Services Limited
Locked Bag A14, Sydney South NSW 1235, Australia
Telephone: (+61) 1300 887 890
Security code: VCX
Email: vicinity@linkmarketservices.com.au
Website: www.linkmarketservices.com.au



019 004063

MRS HONG NHUNG ELLIOTT &
MR CLEAVER JOHN CECIL ELLIOTT
<ELLIOTT FAMILY SUPERFUND A/C>
17 BURRA PLACE
BRADDON ACT 2612

Distribution Statement

Payment Date: 31 August 2021
Record Date: 30 June 2021
Reference No: X*****6759
TFN/ABN Status: Quoted

This payment represents the distribution from Vicinity Centres for the six months ended 30 June 2021 in respect of ordinary stapled securities entitled to participate at the record date.

This distribution statement should not be used for taxation purposes. The components of your distribution for taxation purposes are provided in the 2021 Attribution Managed Investment Trust Member Annual (AMMA) Tax Statement (formerly Annual Taxation Statement) which should be used for completion of your 2021 income tax return.

Description of securities	Rate per security	Participating securities	Gross distribution amount
VCX - Ordinary Securities	6.6 cents	4,000	\$264.00
		Net Amount:	\$264.00

PAYMENT INSTRUCTIONS

ANZ BANK
LOCKED BAG 3000 COLLINS ST WES
MELBOURNE VIC 8001
BSB: 012-941
ACC: *****6205
ELLIOTT FAMILY SUPERFUND

Payment Reference Number: 001262798418

A payment has been made into the above account. If this account is not valid please turn over for instructions to update your details. Once your details have been updated, a payment will be made within 4 weeks.

UPDATING YOUR DETAILS: Refer overleaf for instructions on how to update your details.

CHANGE YOUR ADDRESS DETAILS: If you have a broker sponsored holding, (i.e. your reference number begins with an "X") you must advise your change of address to your broker otherwise refer overleaf for instructions on how to update your address.

ENQUIRIES: Should you have any queries in relation to the information contained in this advice, please contact our Registry, Link Market Services Limited on the number shown above. For general queries in relation to Vicinity Centres, please also call Link Market Services Limited on the number shown above, or email investor.relations@vicinity.com.au

Update your details online



What you need to do:

We need the following details to administer your security holding. To update your information in a fast, secure and environmentally friendly way visit www.linkmarketservices.com.au

1	<p>Bank account details</p> <p>Payments will only be paid directly into your nominated bank account (if valid). Select Payments & Tax, click on Payment Instructions.</p> <p>If you wish to receive your payments in a foreign currency, simply select Foreign Currency Payment under the Payment Instructions menu subject to certain terms and conditions.</p> <p>You may wish to participate in the Reinvestment Plan (DRP), simply select Reinvestment Plans under the Payments & Tax menu (if DRP is applicable).</p>
2	<p>Email address</p> <p>Communication by email means you can be promptly notified of key company announcements, when payments are made and statements are available, and when voting can be accessed online for securityholder meetings. Select Communications, click on Preferences and select All communications electronically.</p>
3	<p>TFN, TFN exemption or ABN</p> <p>To update your Tax File Number (TFN), TFN exemption code or Australian Business Number (ABN) select Payments & Tax, click on Tax Details.</p>
4	<p>Foreign Account Tax Compliance Act (FATCA) & Common Reporting Standard (CRS)</p> <p>To update your FATCA/CRS details, select Payments & Tax, click on FATCA/CRS. Check if you have already self-certified this holding. If not, complete the online form and submit.</p>

How to update your information:

1. Login to Link's Investor Centre at www.linkmarketservices.com.au and click on 'Investor Login' or scan the QR Code (above).
2. Enter your email address and password in **Portfolio Login**.
3. If you do not have a **Portfolio*** login, please set up a portfolio by selecting **Register Now** and follow the prompts.

Authentication may be required depending on the value of your portfolio. If you are unable to update your address or bank account details online; you must complete the relevant forms (available on Link's website) and return the completed forms to Link.

How to register for a Portfolio:

1. Enter the Issuer's name/ASX Code.
2. You will need your HIN/SRN. This important information is on your holding statement. You should always ensure to keep this information in a safe place.
3. Your postcode or, if your registered address is overseas, click on the Outside Australia link and select your country of residence from the drop-down list.

* Setting up a Portfolio login allows you to easily manage your holdings across issuers who use Link as their registrar.

You can also manage your Link Portfolio on the go, simply download the **Link Investor Centre** mobile app from Apple Store or Google Play.

68000 - Sundry Debtors

2021 Financial Year

Preparer Shelley Lian

Reviewer Steven Lee

Status Ready for Review

Account Code	Description	CY Balance	LY Balance	Change
68000	Sundry Debtors		\$788.00	100%
TOTAL		CY Balance	LY Balance	
			\$788.00	

Supporting Documents

- General Ledger [Report](#)

Standard Checklist

- Match to Source Documentation

Elliott Family Super Fund

General Ledger

As at 30 June 2021

Transaction Date	Description	Units	Debit	Credit	Balance \$
Sundry Debtors (68000)					
<u>Sundry Debtors (68000)</u>					
01/07/2020	Opening Balance				788.00 DR
25/09/2020	AGL dividend withheld		694.00		1,482.00 DR
21/04/2021	DEPOSIT FROM AGL REPLACEMENT AG138/53061092			694.00	788.00 DR
28/06/2021	DEPOSIT			788.00	0.00 DR
			694.00	1,482.00	0.00 DR

Total Debits: 694.00

Total Credits: 1,482.00

76550 - Plant and Equipment (at written down value) - Unitised

2021 Financial Year

Preparer Shelley Lian

Reviewer Steven Lee

Status Ready for Review

Account Code	Description	CY Units	CY Balance	LY Units	LY Balance	Change
ELLFY001_AIRCONDITIO	Air Conditioning - ACT	1.000000	\$2,323.16	1.000000	\$2,828.66	(17.87)%
ELLFY001_EXTENSIONRE	Extension Renovation	1.000000	\$37,103.56	1.000000	\$37,103.56	0%
ELLFY001_FITTINGS-LO	Fittings - Low value Pool Capital Improvements	1.000000		1.000000		0%
ELLFY001_KITCHENRENO	Kitchen Renovation	1.000000	\$3,156.30	1.000000	\$3,156.30	0%
ELLFY001_LOWVALUEPOO	Low value Pool	1.000000	\$252.50	1.000000	\$404.00	(37.5)%
SHSAELLICOMPUTER1	Other Asset - New Computer	1.000000	\$489.44			100%
SHSFELFDSWSH	Dishwasher	1.000000	\$1,048.71	1.000000	\$1,198.59	(12.5)%
TOTAL		CY Units	CY Balance	LY Units	LY Balance	
		7.000000	\$44,373.67	6.000000	\$44,691.11	

Supporting Documents

- Investment Movement Report [Report](#)
- 2022-06-16 13.44.49.pdf [SHSAELLICOMPUTER1](#)
- computer purchase.jpg [SHSAELLICOMPUTER1](#)

Standard Checklist

- Attach Investment Movement Report
- Attach relevant Statements and Source Documentation
- Ensure all Investments are valued correctly at June 30
- Ensure the investment is in accordance with the fund's investment strategy
- Ensure the investment is in accordance with the SIS Act

Elliott Family Super Fund

Investment Movement Report

As at 30 June 2021

Investment	Opening Balance		Additions		Disposals			Closing Balance		
	Units	Cost	Units	Cost	Units	Cost	Accounting Profit/(Loss)	Units	Cost	Market Value
Bank Accounts										
ANZ Business Online Saver 4532-31207		123.95		200,033.05					200,157.00	200,157.00
ANZ Business Premium Saver 3008-76274		291,166.45		3,456.20					294,622.65	294,622.65
ANZ Cash Investment Acct 4844-84805		45.83							45.83	45.83
ANZ V2 Plus 9097-56205		125,862.39		175,176.83		(244,544.84)			56,494.38	56,494.38
Bell Potter Direct Cash Account		75,699.19		26.67		(100.00)			75,625.86	75,625.86
		492,897.81		378,692.75		(244,644.84)			626,945.72	626,945.72
Term Deposits										
ANZ Term Deposit ***108		120,000.00							120,000.00	120,000.00
		120,000.00							120,000.00	120,000.00
Plant and Equipment (at written down value) - Unitised										
ELLFY001_AIRCONDITIO - Air Conditioning - ACT	1.00	5,055.00						1.00	5,055.00	2,323.16
SHSFELFDSWSH - Dishwasher	1.00	1,199.00						1.00	1,199.00	1,048.71
ELLFY001_EXTENSIONRE - Extension Renovation	1.00	43,050.00						1.00	43,050.00	37,103.56

Elliott Family Super Fund

Investment Movement Report

As at 30 June 2021

Investment	Opening Balance		Additions		Disposals			Closing Balance		
	Units	Cost	Units	Cost	Units	Cost	Accounting Profit/(Loss)	Units	Cost	Market Value
ELLFY001_FITTINGS-LO - Fittings - Low value Pool Capital Improvements	1.00	4,145.10						1.00	4,145.10	0.00
ELLFY001_KITCHENRENO - Kitchen Renovation	1.00	4,223.60						1.00	4,223.60	3,156.30
ELLFY001_LOWVALUEPOO - Low value Pool	1.00	1,153.55						1.00	1,153.55	252.50
SHSAELLICOMPUTER1 - Other Asset - New Computer			1.00	536.88				1.00	536.88	0.00
		58,826.25		536.88					59,363.13	43,884.23
Real Estate Properties (Australian - Residential)										
SHYBTAVISTOCK - 1 Tavistock Palms 13 Tavistock Street Torquay	1.00	326,510.05						1.00	326,510.05	475,000.00
SHYBHERVEY - 661 Charlton Esplanade, Hervey Bay	1.00	404,188.55						1.00	404,188.55	775,000.00
BLUEBELL - 9/54 Bluebell Street O'Conner	1.00	701,991.90						1.00	701,991.90	630,000.00
		1,432,690.50							1,432,690.50	1,880,000.00
Shares in Listed Companies (Australian)										
AGL.AXW - AGL Energy Limited.	1,500.00	23,140.00						1,500.00	23,140.00	12,300.00
AST.AX - Ausnet Services Limited	4,701.00	5,033.09	256.00	452.39				4,957.00	5,485.48	8,674.75
BFG.AX - Bell Financial Group Limited										

Elliott Family Super Fund

Investment Movement Report

As at 30 June 2021

Investment	Opening Balance		Additions		Disposals			Closing Balance		
	Units	Cost	Units	Cost	Units	Cost	Accounting Profit/(Loss)	Units	Cost	Market Value
	12,000.00	8,655.00						12,000.00	8,655.00	21,420.00
EHE.AX - Estia Health Limited	4,000.00	9,695.00						4,000.00	9,695.00	9,880.00
GNG.AX - Gr Engineering Services Limited	6,300.00	9,906.00						6,300.00	9,906.00	9,450.00
HLS.AX - Healius Limited	6,000.00	19,150.00						6,000.00	19,150.00	27,780.00
LYC.AX - Lynas Rare Earths Limited	9,500.00	9,847.50						9,500.00	9,847.50	54,245.00
MYX.AX - Mayne Pharma Group Limited	4,400.00	5,383.00						4,400.00	5,383.00	1,408.00
MTS.AX - Metcash Limited - Ordinary Fully Paid	2,245.00	6,884.70						2,245.00	6,884.70	8,957.55
NAB.AX - National Australia Bank Limited	895.00	17,059.30						895.00	17,059.30	23,466.90
NUF.AX - Nufarm Limited	2,500.00	9,913.00						2,500.00	9,913.00	11,450.00
PGC.AX - Paragon Care Limited	16,473.00	7,589.93						16,473.00	7,589.93	4,365.35
QAN.AX - Qantas Airways Limited	3,450.00	9,882.00						3,450.00	9,882.00	16,077.00
RMD.AX - Resmed Inc	1,000.00	19,065.24						1,000.00	19,065.24	32,760.00
SGM.AX - Sims Metal Management Limited										

Elliott Family Super Fund

Investment Movement Report

As at 30 June 2021

Investment	Opening Balance		Additions		Disposals			Closing Balance		Market Value
	Units	Cost	Units	Cost	Units	Cost	Accounting Profit/(Loss)	Units	Cost	
	900.00	9,465.00						900.00	9,465.00	14,940.00
TGR.AX - Tassal Group Limited										
	3,000.00	9,285.00						3,000.00	9,285.00	10,740.00
TLS.AX - Telstra Corporation Limited.										
	7,100.00	28,500.00						7,100.00	28,500.00	26,696.00
TCL.AX1 - Transurban Group										
	4,000.00	38,331.33						4,000.00	38,331.33	56,920.00
VCX.AX - Vicinity Centres										
	4,000.00	9,213.00						4,000.00	9,213.00	6,180.00
WES.AX - Wesfarmers Limited										
	800.00	26,426.40						800.00	26,426.40	47,280.00
WBC.AX - Westpac Banking Corporation										
	2,567.00	66,609.96	99.00	2,308.41				2,666.00	68,918.37	68,809.46
WPP.AX - WPP Aunz Ltd										
	17,500.00	9,377.39			(17,500.00)	(9,377.39)	(627.39)		0.00	
	358,411.84	2,760.80				(9,377.39)	(627.39)		351,795.25	473,800.01
	2,462,826.40	381,990.43				(254,022.23)	(627.39)		2,590,794.60	3,144,629.96

Officeworks



Officeworks



*Office computer - Jan 2021
off + return of printer not
needed.*

www.officeworks.com.au

Officeworks Braddon

PH: (02) 6122 0000

www.officeworks.com.au

Officeworks Belconnen

PH: (02) 6264 7000

Officeworks Ltd ABN 36 004 763 526
RETURN/EXCHANGE WITH RECEIPT-TAX INVOICE
(03 2020/21) 24/02/2021

Previous Transaction: 9224264001529271

Previous Transaction Date: 22/02/2021

Officeworks Ltd ABN 36 004 763 526
TAX INVOICE (03 2020/21) 22/02/2021

COHDVGA35A \$39.88

COMSOL HDMI+VGA AUDIO ADAPTER

SLIC3105A9

\$497.00

NN LENOVO IC 310S OBASR A9 DT

Serial: SPC1NA4JS

COHDVGA35A -\$39.88
COMSOL HDMI+VGA AUDIO ADAPTER
Reason: Product not required, change
of mind

TOTAL \$536.88

GST Included in Total \$48.81

* GST Free Item

Eft Refund
Officeworks -\$39.88
Braddon

24/02/21 09:14 28035186 ACT AU

***** 0420 026206 DEBIT CARD

SAVINGS ACCOUNT eftpos SAV

APSN 0000 A00000038410

REFUND AUD\$ 39.88

RRN 006660021002 (00)APPROVED

Eft Purchase \$536.88
Officeworks

Belconnen 22/02/21 19:08 25827338 ACT AU

***** 0420 026401 DEBIT CARD

SAVINGS ACCOUNT eftpos SAV

APSN 0000 ATC 0154 A00000038410

PURCHASE AUD\$ 536.88


RRN 001529271001 (00)APPROVED

Please retain receipt for
return/exchange.
Team Member: Mary

Please retain receipt for
return/exchange.
Team Member: Tom




Download the
Officeworks App to
save your receipt!



Download the
Officeworks App to
save your receipt!



24/02/2021 9:13:40 AM 9224262006680021



22/02/2021 7:07:51 PM 9224264001529271

Tell us what
you think

Tell us what
you think

To provide feedback, go to
officeworks.com.au/262

To provide feedback, go to
officeworks.com.au/264

8. New computer was purchased was intended for SMSF exclusive use. We thought it might be easier for SMSF administration. We have been trying to set it up solely for this purpose and have been gradually moving the SMSF files, spreadsheets, investment properties management etc.. from our own computers to this one. However the process is not yet complete and much of the computing work for the SMSF administration is still being done from our own private computer for this financial year.

77200 - Real Estate Properties (Australian - Residential)

2021 Financial Year

Preparer Shelley Lian

Reviewer Steven Lee

Status Completed

Account Code	Description	CY Units	CY Balance	LY Units	LY Balance	Change
BLUEBELL	9/54 Bluebell Street O'Conner	1.000000	\$630,000.00	1.000000	\$750,000.00	(16)%
SHYBHERVEY	661 Charlton Esplanade, Hervey Bay	1.000000	\$775,000.00	1.000000	\$420,000.00	84.52%
SHYBTAVISTOCK	1 Tavistock Palms 13 Tavistock Street Torquay	1.000000	\$475,000.00	1.000000	\$315,000.00	50.79%
TOTAL		CY Units	CY Balance	LY Units	LY Balance	
		3.000000	\$1,880,000.00	3.000000	\$1,485,000.00	

Supporting Documents

- Investment Movement Report [Report](#)
- Capture.jpg [BLUEBELL](#)
- 2022-06-16 14.17.00.pdf [SHYBHERVEY](#)
- 2022-06-16 14.17.32.pdf [SHYBTAVISTOCK](#)

Standard Checklist

- Attach copies of Purchase or Sale contracts if property was purchased or disposed of during the year
- Attach copy of current certificate of title.
- Attach current building insurance policy
- Attach Declaration of Trust
- Ensure all Investments are valued correctly at June 30
- Ensure the investment is in accordance with the Fund's investment strategy
- Ensure the investment is in accordance with the SIS Act

Elliott Family Super Fund

Investment Movement Report

As at 30 June 2021

Investment	Opening Balance		Additions		Disposals			Closing Balance		
	Units	Cost	Units	Cost	Units	Cost	Accounting Profit/(Loss)	Units	Cost	Market Value
Bank Accounts										
ANZ Business Online Saver 4532-31207		123.95		200,033.05					200,157.00	200,157.00
ANZ Business Premium Saver 3008-76274		291,166.45		3,456.20					294,622.65	294,622.65
ANZ Cash Investment Acct 4844-84805		45.83							45.83	45.83
ANZ V2 Plus 9097-56205		125,862.39		175,176.83		(244,544.84)			56,494.38	56,494.38
Bell Potter Direct Cash Account		75,699.19		26.67		(100.00)			75,625.86	75,625.86
		492,897.81		378,692.75		(244,644.84)			626,945.72	626,945.72
Term Deposits										
ANZ Term Deposit ***108		120,000.00							120,000.00	120,000.00
		120,000.00							120,000.00	120,000.00
Plant and Equipment (at written down value) - Unitised										
ELLFY001_AIRCONDITIO - Air Conditioning - ACT	1.00	5,055.00						1.00	5,055.00	2,323.16
SHSFELFDSWSH - Dishwasher	1.00	1,199.00						1.00	1,199.00	1,048.71
ELLFY001_EXTENSIONRE - Extension Renovation	1.00	43,050.00						1.00	43,050.00	37,103.56

Elliott Family Super Fund

Investment Movement Report

As at 30 June 2021

Investment	Opening Balance		Additions		Disposals			Closing Balance		
	Units	Cost	Units	Cost	Units	Cost	Accounting Profit/(Loss)	Units	Cost	Market Value
ELLFY001_FITTINGS-LO - Fittings - Low value Pool Capital Improvements	1.00	4,145.10						1.00	4,145.10	0.00
ELLFY001_KITCHENRENO - Kitchen Renovation	1.00	4,223.60						1.00	4,223.60	3,156.30
ELLFY001_LOWVALUEPOO - Low value Pool	1.00	1,153.55						1.00	1,153.55	252.50
SHSAELLICOMPUTER1 - Other Asset - New Computer			1.00	536.88				1.00	536.88	0.00
		58,826.25		536.88					59,363.13	43,884.23
Real Estate Properties (Australian - Residential)										
SHYBTAVISTOCK - 1 Tavistock Palms 13 Tavistock Street Torquay	1.00	326,510.05						1.00	326,510.05	475,000.00
SHYBHERVEY - 661 Charlton Esplanade, Hervey Bay	1.00	404,188.55						1.00	404,188.55	775,000.00
BLUEBELL - 9/54 Bluebell Street O'Conner	1.00	701,991.90						1.00	701,991.90	630,000.00
		1,432,690.50							1,432,690.50	1,880,000.00
Shares in Listed Companies (Australian)										
AGL.AXW - AGL Energy Limited.	1,500.00	23,140.00						1,500.00	23,140.00	12,300.00
AST.AX - Ausnet Services Limited	4,701.00	5,033.09	256.00	452.39				4,957.00	5,485.48	8,674.75
BFG.AX - Bell Financial Group Limited										

Elliott Family Super Fund

Investment Movement Report

As at 30 June 2021


Investment	Opening Balance		Additions		Disposals			Closing Balance		
	Units	Cost	Units	Cost	Units	Cost	Accounting Profit/(Loss)	Units	Cost	Market Value
	12,000.00	8,655.00						12,000.00	8,655.00	21,420.00
EHE.AX - Estia Health Limited	4,000.00	9,695.00						4,000.00	9,695.00	9,880.00
GNG.AX - Gr Engineering Services Limited	6,300.00	9,906.00						6,300.00	9,906.00	9,450.00
HLS.AX - Healius Limited	6,000.00	19,150.00						6,000.00	19,150.00	27,780.00
LYC.AX - Lynas Rare Earths Limited	9,500.00	9,847.50						9,500.00	9,847.50	54,245.00
MYX.AX - Mayne Pharma Group Limited	4,400.00	5,383.00						4,400.00	5,383.00	1,408.00
MTS.AX - Metcash Limited - Ordinary Fully Paid	2,245.00	6,884.70						2,245.00	6,884.70	8,957.55
NAB.AX - National Australia Bank Limited	895.00	17,059.30						895.00	17,059.30	23,466.90
NUF.AX - Nufarm Limited	2,500.00	9,913.00						2,500.00	9,913.00	11,450.00
PGC.AX - Paragon Care Limited	16,473.00	7,589.93						16,473.00	7,589.93	4,365.35
QAN.AX - Qantas Airways Limited	3,450.00	9,882.00						3,450.00	9,882.00	16,077.00
RMD.AX - Resmed Inc	1,000.00	19,065.24						1,000.00	19,065.24	32,760.00
SGM.AX - Sims Metal Management Limited										

Elliott Family Super Fund

Investment Movement Report

As at 30 June 2021

Investment	Opening Balance		Additions		Disposals			Closing Balance		Market Value
	Units	Cost	Units	Cost	Units	Cost	Accounting Profit/(Loss)	Units	Cost	
	900.00	9,465.00						900.00	9,465.00	14,940.00
TGR.AX - Tassal Group Limited										
	3,000.00	9,285.00						3,000.00	9,285.00	10,740.00
TLS.AX - Telstra Corporation Limited.										
	7,100.00	28,500.00						7,100.00	28,500.00	26,696.00
TCL.AX1 - Transurban Group										
	4,000.00	38,331.33						4,000.00	38,331.33	56,920.00
VCX.AX - Vicinity Centres										
	4,000.00	9,213.00						4,000.00	9,213.00	6,180.00
WES.AX - Wesfarmers Limited										
	800.00	26,426.40						800.00	26,426.40	47,280.00
WBC.AX - Westpac Banking Corporation										
	2,567.00	66,609.96	99.00	2,308.41				2,666.00	68,918.37	68,809.46
WPP.AX - WPP Aunz Ltd										
	17,500.00	9,377.39			(17,500.00)	(9,377.39)	(627.39)		0.00	
	358,411.84	2,760.80				(9,377.39)	(627.39)		351,795.25	473,800.01
	2,462,826.40	381,990.43				(254,022.23)	(627.39)		2,590,794.60	3,144,629.96



 Send me the free property report

9/54 Bluebell Street,
O'Connor ACT 2602

 2  2  3 • Townhouse

LOW — MID — HIGH
\$560K **\$630K** **\$700K**

 The accuracy of this estimate range is rated high. [Learn more](#)

Source: Australian Property Monitors.

 [Can I afford this property?](#) 

Is this your home? Follow Its value

Looking to sell? Get a free appraisal



Search

Search

Discover Compare Strategies Get Premium Features

Sign up

Log in



Home > QLD > Fraser Coast > Urangan 4655 > Esplanade > 661

661 Esplanade

Urangan QLD 4655

3 / 2 / 2 / 511 m²

Upgrade to Premium

Buy Property Report Buy Suburb Report View Similar Suburb Report Update property details

Insights

About

Comparables

Local Schools

Auction Results

Neighbourhood

Market Trends

People also viewed

Here you can find what you need to know about **661 Esplanade**, including how much it's approximately worth, a history of what it has previously sold for and even the estimated weekly rent. You can also view comparable house and unit for sale and sold prices, information about **Urangan, QLD** and much more.

Property Insights

661 Esplanade Estimated Value

\$750,000 - \$800,000

Medium confidence estimate

Upgrade to Premium for the exact estimated value

Last sold for \$388,000 on 20/02/2013

Sale Type: Normal Sale

Estimated Rent



High confidence

Gross Cash-flow

Unavailable

\$500 pw

Unavailable



Images

Map


Street View

1/13 Tavistock Street

Torquay QLD 4655

3 / 2 / 1 / 161 m²

[Upgrade to Premium](#) [Buy Property Report](#) [Buy Suburb Report](#) (View Sample Suburb Report) [Update property details](#)



- > Insights
- About
- Comparables
- Local Schools
- Auction Results
- Neighbourhood
- Market Trends
- People also viewed

Here you can find what you need to know about **1/13 Tavistock Street**, including how much it's approximately worth, a history of what it has previously sold for and even the estimated weekly rent. You can also view comparable house and unit for sale and sold prices, information about **Torquay, QLD** and much more.

Property Insights

1/13 Tavistock Street Estimated Value

\$450,000 - \$500,000

Medium confidence estimate
[Upgrade to Premium for the exact estimated value](#)

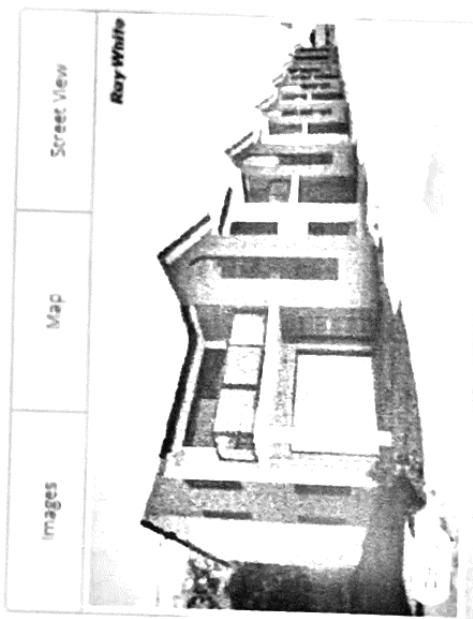

Last sold for \$315,000 on 14/11/2016

Sale Type: Normal Sale

Estimated Rent **\$386 pw**
 High confidence

Gross Cashflow **Unavailable**

Estimated Gross Yield **Unavailable**



77600 - Shares in Listed Companies (Australian)

2021 Financial Year

Preparer Shelley Lian

Reviewer Steven Lee

Status Completed

Account Code	Description	CY Units	CY Balance	LY Units	LY Balance	Change
AGL.AXW	AGL Energy Limited.	1500.000000	\$12,300.00	1500.000000	\$25,575.00	(51.91)%
AST.AX	Ausnet Services Limited	4957.000000	\$8,674.75	4701.000000	\$7,850.67	10.5%
BFG.AX	Bell Financial Group Limited	12000.000000	\$21,420.00	12000.000000	\$14,040.00	52.56%
EHE.AX	Estia Health Limited	4000.000000	\$9,880.00	4000.000000	\$6,140.00	60.91%
GNG.AX	Gr Engineering Services Limited	6300.000000	\$9,450.00	6300.000000	\$4,536.00	108.33%
HLS.AX	Healius Limited	6000.000000	\$27,780.00	6000.000000	\$18,300.00	51.8%
LYC.AX	Lynas Rare Earths Limited	9500.000000	\$54,245.00	9500.000000	\$18,382.50	195.09%
MTS.AX	Metcash Limited - Ordinary Fully Paid	2245.000000	\$8,957.55	2245.000000	\$6,106.40	46.69%
MYX.AX	Mayne Pharma Group Limited	4400.000000	\$1,408.00	4400.000000	\$1,694.00	(16.88)%
NAB.AX	National Australia Bank Limited	895.000000	\$23,466.90	895.000000	\$16,306.90	43.91%
NUF.AX	Nufarm Limited	2500.000000	\$11,450.00	2500.000000	\$10,225.00	11.98%
PGC.AX	Paragon Care Limited	16473.000000	\$4,365.35	16473.000000	\$3,129.87	39.47%
QAN.AX	Qantas Airways Limited	3450.000000	\$16,077.00	3450.000000	\$13,041.00	23.28%
RMD.AX	Resmed Inc	1000.000000	\$32,760.00	1000.000000	\$27,540.00	18.95%

Account Code	Description	CY Units	CY Balance	LY Units	LY Balance	Change
SGM.AX	Sims Metal Management Limited	900.000000	\$14,940.00	900.000000	\$7,137.00	109.33%
TCL.AX1	Transurban Group	4000.000000	\$56,920.00	4000.000000	\$56,520.00	0.71%
TGR.AX	Tassal Group Limited	3000.000000	\$10,740.00	3000.000000	\$10,350.00	3.77%
TLS.AX	Telstra Corporation Limited.	7100.000000	\$26,696.00	7100.000000	\$22,223.00	20.13%
VCX.AX	Vicinity Centres	4000.000000	\$6,180.00	4000.000000	\$5,720.00	8.04%
WBC.AX	Westpac Banking Corporation	2666.000000	\$68,809.46	2567.000000	\$46,077.65	49.33%
WES.AX	Wesfarmers Limited	800.000000	\$47,280.00	800.000000	\$35,864.00	31.83%
WPP.AX	WPP Aunz Ltd	0.000000		17500.000000	\$4,900.00	100%
TOTAL		CY Units	CY Balance	LY Units	LY Balance	
		97686.000000	\$473,800.01	114831.000000	\$361,658.99	

Supporting Documents

- Balance Review Report [Report](#)
- Investment Movement Report [Report](#)
- Belldirect 20-21.pdf

Standard Checklist

- Attach Balance Review Report
- Attach copies of HIN/SRN or Chess Statements, Broker Statements, Contract Notes Corporate Action documentation and any other relevant Source Documentation
- Attach Investment Movement Report
- Ensure all Investments are valued correctly at June 30
- Ensure the investment is in accordance with the Fund's investment strategy

Elliott Family Super Fund

Balance Review Report

As at 30 June 2021

Investment Code	Investment Name	Holding Reference	Third Party Data			BGL Ledger	Variance
			Data Feed Provider	Balance Date	Balance Amount	Balance	
60400	Bank Accounts						
ANZ453231207	ANZ Business Online Saver 4532-31207					200,157.00	
ANZ300876274	ANZ Business Premium Saver 3008-76274					294,622.65	
ANZ484484805	ANZ Cash Investment Acct 4844-84805					45.83	
ANZ909756205	ANZ V2 Plus 9097-56205					56,494.38	
ANZNBF10106340 12	Bell Potter Direct Cash Account					75,625.86	
60800	Term Deposits						
SHKDTD1030	ANZ Term Deposit ***108					120,000.00	
76550	Plant and Equipment (at written down value) - Unitised						
ELLFY001_AIRCO NDITIO	Air Conditioning - ACT					1.0000	
SHSFELFDSWSH	Dishwasher					1.0000	
ELLFY001_EXTEN SIONRE	Extension Renovation					1.0000	
ELLFY001_FITTIN GS-LO	Fittings - Low value Pool Capital Improvements					1.0000	
ELLFY001_KITCH ENRENO	Kitchen Renovation					1.0000	
ELLFY001_LOWV ALUEPOO	Low value Pool					1.0000	
SHSAELLICOMPU TER	Other Asset - New Computer					1.0000	
77200	Real Estate Properties (Australian - Residential)						
SHYBTAVISTOCK	1 Tavistock Palms 13 Tavistock Street Torquay					1.0000	

Elliott Family Super Fund

Balance Review Report

As at 30 June 2021

Investment Code	Investment Name	Holding Reference	Third Party Data			BGL Ledger	Variance
			Data Feed Provider	Balance Date	Balance Amount	Balance	
SHYBHERVEY	661 Charlton Esplanade, Hervey Bay					1.0000	
BLUEBELL	9/54 Bluebell Street O'Conner					1.0000	
77600	Shares in Listed Companies (Australian)						
AGL.AX	AGL Energy Limited.				Setup	1,500.0000	1,500.0000
AST.AX	Ausnet Services Limited				Setup	4,957.0000	4,957.0000
BFG.AX	Bell Financial Group Limited				Setup	12,000.0000	12,000.0000
EHE.AX	Estia Health Limited				Setup	4,000.0000	4,000.0000
GNG.AX	Gr Engineering Services Limited				Setup	6,300.0000	6,300.0000
HLS.AX	Healius Limited				Setup	6,000.0000	6,000.0000
LYC.AX	Lynas Rare Earths Limited				Setup	9,500.0000	9,500.0000
MYX.AX	Mayne Pharma Group Limited				Setup	4,400.0000	4,400.0000
MTS.AX	Metcash Limited - Ordinary Fully Paid				Setup	2,245.0000	2,245.0000
NAB.AX	National Australia Bank Limited				Setup	895.0000	895.0000
NUF.AX	Nufarm Limited				Setup	2,500.0000	2,500.0000
PGC.AX	Paragon Care Limited				Setup	16,473.0000	16,473.0000
QAN.AX	Qantas Airways Limited				Setup	3,450.0000	3,450.0000
RMD.AX	Resmed Inc				Setup	1,000.0000	1,000.0000
SGM.AX	Sims Metal Management Limited				Setup	900.0000	900.0000
TGR.AX	Tassal Group Limited				Setup	3,000.0000	3,000.0000
TLS.AX	Telstra Corporation Limited.				Setup	7,100.0000	7,100.0000
TCL.AX	Transurban Group				Setup	4,000.0000	4,000.0000

Elliott Family Super Fund Balance Review Report

As at 30 June 2021

Investment Code	Investment Name	Holding Reference	Third Party Data			BGL Ledger	Variance
			Data Feed Provider	Balance Date	Balance Amount	Balance	
VCX.AX	Vicinity Centres				Setup	4,000.0000	4,000.0000
WES.AX	Wesfarmers Limited				Setup	800.0000	800.0000
WBC.AX	Westpac Banking Corporation				Setup	2,666.0000	2,666.0000

Elliott Family Super Fund

Investment Movement Report

As at 30 June 2021

Investment	Opening Balance		Additions		Disposals			Closing Balance		
	Units	Cost	Units	Cost	Units	Cost	Accounting Profit/(Loss)	Units	Cost	Market Value
Bank Accounts										
ANZ Business Online Saver 4532-31207		123.95		200,033.05					200,157.00	200,157.00
ANZ Business Premium Saver 3008-76274		291,166.45		3,456.20					294,622.65	294,622.65
ANZ Cash Investment Acct 4844-84805		45.83							45.83	45.83
ANZ V2 Plus 9097-56205		125,862.39		175,176.83		(244,544.84)			56,494.38	56,494.38
Bell Potter Direct Cash Account		75,699.19		26.67		(100.00)			75,625.86	75,625.86
		492,897.81		378,692.75		(244,644.84)			626,945.72	626,945.72
Term Deposits										
ANZ Term Deposit ***108		120,000.00							120,000.00	120,000.00
		120,000.00							120,000.00	120,000.00
Plant and Equipment (at written down value) - Unitised										
ELLFY001_AIRCONDITIO - Air Conditioning - ACT	1.00	5,055.00						1.00	5,055.00	2,323.16
SHSFELFDSWSH - Dishwasher	1.00	1,199.00						1.00	1,199.00	1,048.71
ELLFY001_EXTENSIONRE - Extension Renovation	1.00	43,050.00						1.00	43,050.00	37,103.56

Elliott Family Super Fund

Investment Movement Report

As at 30 June 2021

Investment	Opening Balance		Additions		Disposals			Closing Balance		
	Units	Cost	Units	Cost	Units	Cost	Accounting Profit/(Loss)	Units	Cost	Market Value
ELLFY001_FITTINGS-LO - Fittings - Low value Pool Capital Improvements	1.00	4,145.10						1.00	4,145.10	0.00
ELLFY001_KITCHENRENO - Kitchen Renovation	1.00	4,223.60						1.00	4,223.60	3,156.30
ELLFY001_LOWVALUEPOO - Low value Pool	1.00	1,153.55						1.00	1,153.55	252.50
SHSAELLICOMPUTER1 - Other Asset - New Computer			1.00	536.88				1.00	536.88	0.00
		58,826.25		536.88					59,363.13	43,884.23
Real Estate Properties (Australian - Residential)										
SHYBTAVISTOCK - 1 Tavistock Palms 13 Tavistock Street Torquay	1.00	326,510.05						1.00	326,510.05	475,000.00
SHYBHERVEY - 661 Charlton Esplanade, Hervey Bay	1.00	404,188.55						1.00	404,188.55	775,000.00
BLUEBELL - 9/54 Bluebell Street O'Conner	1.00	701,991.90						1.00	701,991.90	630,000.00
		1,432,690.50							1,432,690.50	1,880,000.00
Shares in Listed Companies (Australian)										
AGL.AXW - AGL Energy Limited.	1,500.00	23,140.00						1,500.00	23,140.00	12,300.00
AST.AX - Ausnet Services Limited	4,701.00	5,033.09	256.00	452.39				4,957.00	5,485.48	8,674.75
BFG.AX - Bell Financial Group Limited										

Elliott Family Super Fund

Investment Movement Report

As at 30 June 2021

Investment	Opening Balance		Additions		Disposals			Closing Balance		
	Units	Cost	Units	Cost	Units	Cost	Accounting Profit/(Loss)	Units	Cost	Market Value
	12,000.00	8,655.00						12,000.00	8,655.00	21,420.00
EHE.AX - Estia Health Limited	4,000.00	9,695.00						4,000.00	9,695.00	9,880.00
GNG.AX - Gr Engineering Services Limited	6,300.00	9,906.00						6,300.00	9,906.00	9,450.00
HLS.AX - Healius Limited	6,000.00	19,150.00						6,000.00	19,150.00	27,780.00
LYC.AX - Lynas Rare Earths Limited	9,500.00	9,847.50						9,500.00	9,847.50	54,245.00
MYX.AX - Mayne Pharma Group Limited	4,400.00	5,383.00						4,400.00	5,383.00	1,408.00
MTS.AX - Metcash Limited - Ordinary Fully Paid	2,245.00	6,884.70						2,245.00	6,884.70	8,957.55
NAB.AX - National Australia Bank Limited	895.00	17,059.30						895.00	17,059.30	23,466.90
NUF.AX - Nufarm Limited	2,500.00	9,913.00						2,500.00	9,913.00	11,450.00
PGC.AX - Paragon Care Limited	16,473.00	7,589.93						16,473.00	7,589.93	4,365.35
QAN.AX - Qantas Airways Limited	3,450.00	9,882.00						3,450.00	9,882.00	16,077.00
RMD.AX - Resmed Inc	1,000.00	19,065.24						1,000.00	19,065.24	32,760.00
SGM.AX - Sims Metal Management Limited										

Elliott Family Super Fund

Investment Movement Report

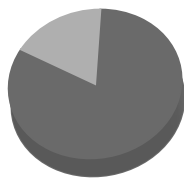
As at 30 June 2021

Investment	Opening Balance		Additions		Disposals			Closing Balance		Market Value
	Units	Cost	Units	Cost	Units	Cost	Accounting Profit/(Loss)	Units	Cost	
	900.00	9,465.00						900.00	9,465.00	14,940.00
TGR.AX - Tassal Group Limited										
	3,000.00	9,285.00						3,000.00	9,285.00	10,740.00
TLS.AX - Telstra Corporation Limited.										
	7,100.00	28,500.00						7,100.00	28,500.00	26,696.00
TCL.AX1 - Transurban Group										
	4,000.00	38,331.33						4,000.00	38,331.33	56,920.00
VCX.AX - Vicinity Centres										
	4,000.00	9,213.00						4,000.00	9,213.00	6,180.00
WES.AX - Wesfarmers Limited										
	800.00	26,426.40						800.00	26,426.40	47,280.00
WBC.AX - Westpac Banking Corporation										
	2,567.00	66,609.96	99.00	2,308.41				2,666.00	68,918.37	68,809.46
WPP.AX - WPP Aunz Ltd										
	17,500.00	9,377.39			(17,500.00)	(9,377.39)	(627.39)		0.00	
	358,411.84	2,760.80				(9,377.39)	(627.39)		351,795.25	473,800.01
	2,462,826.40	381,990.43				(254,022.23)	(627.39)		2,590,794.60	3,144,629.96

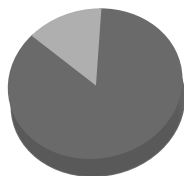
Financial Year Summary

01 Jul 2020 - 30 Jun 2021

Summary Information A/C 117048	+/-	
Holdings valuation at start of period		\$361,658.99
Holdings valuation at end of period	\$112,141.02	\$473,800.01
Direct Investment Account balance at start of period		\$75,699.19
Direct Investment Account balance at end of period	(\$73.33)	\$75,625.86
Portfolio (holdings plus cash) at start of period		\$437,358.18
Portfolio (holdings plus cash) at end of period	\$112,067.69	\$549,425.87
Total portfolio value		\$549,425.87
Direct Investment Account interest		\$26.67
Deposits into Direct Investment Account		\$0.00
Withdrawals from Direct Investment Account		(\$100.00)
Net trade flows		\$0.00
Total brokerage		\$0.00
Information service fees		\$110.00
Estimated dividends and distributions		\$15,528.13
Estimated franking credits		\$5,272.23

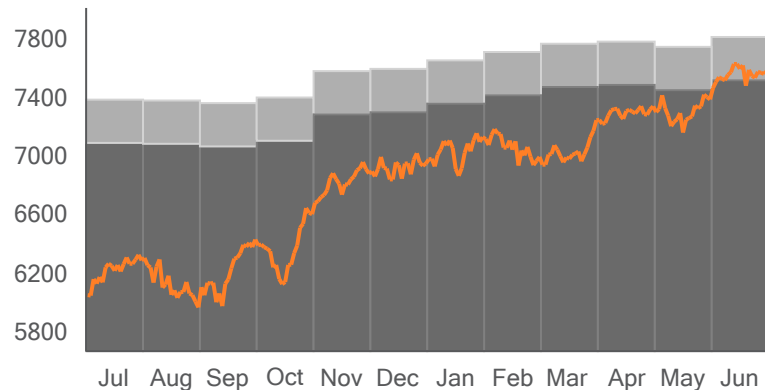


2020
Cash 17.31%
Holdings 82.69%



2021
Cash 13.76%
Holdings 86.24%

ASX ALL ORDS



While every effort has been made to provide you with an accurate statement, we give no warranty of accuracy or reliability and take no responsibility for any errors or omissions including negligence by any officers, employees or agents. We encourage you to confirm the information, holdings and valuations contained herein. Information contained in the report may only relate to the period since you commenced our service.

Holdings valuation

01 Jul 2020 - 30 Jun 2021

Holdings valuation at 1 Jul 2020

\$361,658.99

Equities

ASX code	Description	Quantity	Price	Value
AGL	AGL ENERGY FPO	1,500	\$17.050	\$25,575.00
AST	AUSNET FPO	4,701	\$1.670	\$7,850.67
BFG	BELL FN GP FPO	12,000	\$1.170	\$14,040.00
EHE	ESTIA HLTH FPO	4,000	\$1.535	\$6,140.00
GNG	GR ENGIN FPO	6,300	\$0.720	\$4,536.00
HLS	HEALIUS FPO	6,000	\$3.050	\$18,300.00
LYC	LYNAS FPO	9,500	\$1.935	\$18,382.50
MTS	METCASHLTD FPO	2,245	\$2.720	\$6,106.40
MYX	M PHARMA FPO	4,400	\$0.385	\$1,694.00
NAB	NAT. BANK FPO	895	\$18.220	\$16,306.90
NUF	NUFARM FPO	2,500	\$4.090	\$10,225.00
PGC	PARAGON FPO	16,473	\$0.190	\$3,129.87
QAN	QANTAS FPO	3,450	\$3.780	\$13,041.00
RMD	RESMED CDI 10:1	1,000	\$27.540	\$27,540.00
SGM	SIMS METAL FPO	900	\$7.930	\$7,137.00
TCL	TRANSURBAN STAPLED	4,000	\$14.130	\$56,520.00
TGR	TASSAL GRP FPO	3,000	\$3.450	\$10,350.00
TLS	TELSTRA FPO	7,100	\$3.130	\$22,223.00
VCX	VICINITY STAPLED	4,000	\$1.430	\$5,720.00
WBC	WESTPAC FPO	2,567	\$17.950	\$46,077.65
WES	WESFARMER FPO	800	\$44.830	\$35,864.00
WPP	WPP AUNZ FPO	17,500	\$0.280	\$4,900.00
Sub total				\$361,658.99

Holdings valuation at 30 Jun 2021

\$473,800.01

While every effort has been made to provide you with an accurate statement, we give no warranty of accuracy or reliability and take no responsibility for any errors or omissions including negligence by any officers, employees or agents. We encourage you to confirm the information, holdings and valuations contained herein. Information contained in the report may only relate to the period since you commenced our service.



Holdings valuation (continued)

01 Jul 2020 - 30 Jun 2021

Equities

ASX code	Description	Quantity	Price	Value
AGL	AGL ENERGY FPO	1,500	\$8.200	\$12,300.00
AST	AUSNET FPO	4,957	\$1.750	\$8,674.75
BFG	BELL FN GP FPO	12,000	\$1.785	\$21,420.00
EHE	ESTIA HLTH FPO	4,000	\$2.470	\$9,880.00
GNG	GR ENGIN FPO	6,300	\$1.500	\$9,450.00
HLS	HEALIUS FPO	6,000	\$4.630	\$27,780.00
LYC	LYNAS FPO	9,500	\$5.710	\$54,245.00
MTS	METCASHLTD FPO	2,245	\$3.990	\$8,957.55
MYX	M PHARMA FPO	4,400	\$0.320	\$1,408.00
NAB	NAT. BANK FPO	895	\$26.220	\$23,466.90
NUF	NUFARM FPO	2,500	\$4.580	\$11,450.00
PGC	PARAGON FPO	16,473	\$0.265	\$4,365.35
QAN	QANTAS FPO	3,450	\$4.660	\$16,077.00
RMD	RESMED CDI 10:1	1,000	\$32.760	\$32,760.00
SGM	SIMS METAL FPO	900	\$16.600	\$14,940.00
TCL	TRANSURBAN STAPLED	4,000	\$14.230	\$56,920.00
TGR	TASSAL GRP FPO	3,000	\$3.580	\$10,740.00
TLS	TELSTRA FPO	7,100	\$3.760	\$26,696.00
VCX	VICINITY STAPLED	4,000	\$1.545	\$6,180.00
WBC	WESTPAC FPO	2,666	\$25.810	\$68,809.46
WES	WESFARMER FPO	800	\$59.100	\$47,280.00
			Sub total	\$473,800.01

While every effort has been made to provide you with an accurate statement, we give no warranty of accuracy or reliability and take no responsibility for any errors or omissions including negligence by any officers, employees or agents. We encourage you to confirm the information, holdings and valuations contained herein. Information contained in the report may only relate to the period since you commenced our service.

Holdings valuation (continued)

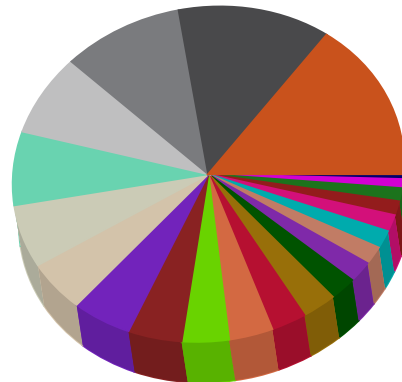
01 Jul 2020 - 30 Jun 2021

Holdings valuation at 1 Jul 2020

\$361,658.99

Holdings composition 1 Jul 2020

TCL 15.63%	NAB 4.51%	MTS 1.69%
WBC 12.74%	BFG 3.88%	VCX 1.58%
WES 9.92%	QAN 3.61%	WPP 1.35%
RMD 7.61%	TGR 2.86%	GNG 1.25%
AGL 7.07%	NUF 2.83%	PGC 0.87%
TLS 6.14%	AST 2.17%	MYX 0.47%
LYC 5.08%	SGM 1.97%	
HLS 5.06%	EHE 1.70%	

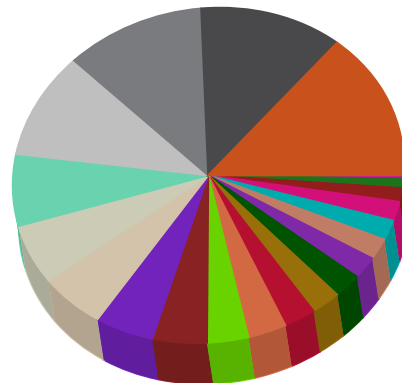


Holdings valuation at 30 Jun 2021

\$473,800.01

Holdings composition 30 Jun 2021

WBC 14.52%	NAB 4.95%	EHE 2.09%
TCL 12.01%	BFG 4.52%	GNG 1.99%
LYC 11.45%	QAN 3.39%	MTS 1.89%
WES 9.98%	SGM 3.15%	AST 1.83%
RMD 6.91%	AGL 2.60%	VCX 1.30%
HLS 5.86%	NUF 2.42%	PGC 0.92%
TLS 5.63%	TGR 2.27%	MYX 0.30%



While every effort has been made to provide you with an accurate statement, we give no warranty of accuracy or reliability and take no responsibility for any errors or omissions including negligence by any officers, employees or agents. We encourage you to confirm the information, holdings and valuations contained herein. Information contained in the report may only relate to the period since you commenced our service.



Direct Investment Account Summary

01 Jul 2020 - 30 Jun 2021

Direct Investment Account balance at start of period **\$75,699.19**

Interest earned in the period

31 Jul 2020	\$6.51
01 Sep 2020	\$6.51
01 Oct 2020	\$6.30
31 Oct 2020	\$6.51
30 Nov 2020	\$0.84
Sub total	\$26.67

Other withdrawals from Direct Investment Account

Total invoices paid	\$100.00
Sub total	\$100.00

Direct Investment Account balance at end of period **\$75,625.86**

While every effort has been made to provide you with an accurate statement, we give no warranty of accuracy or reliability and take no responsibility for any errors or omissions including negligence by any officers, employees or agents. We encourage you to confirm the information, holdings and valuations contained herein. Information contained in the report may only relate to the period since you commenced our service.

Transaction summary

01 Jul 2020 - 30 Jun 2021

Equities

AST AUSNET SERVICES LTD ORDINARY

Date	Type	Action	Quantity	Unit price	Trade value	Brokerage	Other fees	GST	Total value
04/08/2014	In	Transfer	3,408	\$0.0000	\$0.00	\$0.00	\$0.00	\$0.00	\$0.00
24/12/2014	In	Transfer	109	\$1.3000	\$141.70	\$0.00	\$0.00	\$0.00	\$141.70
18/06/2015	Out	Transfer	(3,517)	\$0.0000	(\$0.00)	\$0.00	\$0.00	\$0.00	(\$0.00)
18/06/2015	In	Transfer	3,517	\$0.0000	\$0.00	\$0.00	\$0.00	\$0.00	\$0.00
26/06/2015	In	Transfer	107	\$0.0000	\$0.00	\$0.00	\$0.00	\$0.00	\$0.00
24/12/2015	In	Transfer	106	\$1.4500	\$153.70	\$0.00	\$0.00	\$0.00	\$153.70
22/06/2016	In	Transfer	105	\$1.5200	\$159.60	\$0.00	\$0.00	\$0.00	\$159.60
22/12/2016	In	Transfer	118	\$1.4300	\$168.74	\$0.00	\$0.00	\$0.00	\$168.74
27/06/2017	In	Transfer	126	\$1.6900	\$212.94	\$0.00	\$0.00	\$0.00	\$212.94
21/12/2017	In	Transfer	102	\$1.8600	\$189.72	\$0.00	\$0.00	\$0.00	\$189.72
20/12/2018	In	Transfer	131	\$0.0000	\$0.00	\$0.00	\$0.00	\$0.00	\$0.00
27/06/2019	In	Transfer	119	\$1.7500	\$208.25	\$0.00	\$0.00	\$0.00	\$208.25
19/12/2019	In	Transfer	135	\$1.6800	\$226.80	\$0.00	\$0.00	\$0.00	\$226.80
25/06/2020	In	Transfer	135	\$1.7200	\$232.20	\$0.00	\$0.00	\$0.00	\$232.20
17/12/2020	In	Transfer	122	\$1.8300	\$223.26	\$0.00	\$0.00	\$0.00	\$223.26
24/06/2021	In	Transfer	134	\$1.7200	\$230.48	\$0.00	\$0.00	\$0.00	\$230.48
Sub total			4,957						

WBC WESTPAC BANKING CORP ORDINARY

Date	Type	Action	Quantity	Unit price	Trade value	Brokerage	Other fees	GST	Total value
------	------	--------	----------	------------	-------------	-----------	------------	-----	-------------

While every effort has been made to provide you with an accurate statement, we give no warranty of accuracy or reliability and take no responsibility for any errors or omissions including negligence by any officers, employees or agents. We encourage you to confirm the information, holdings and valuations contained herein. Information contained in the report may only relate to the period since you commenced our service.



Transaction summary (continued)

01 Jul 2020 - 30 Jun 2021

28/11/2013	Buy	B1477200	1,000	\$33.0000	\$33,000.00	\$30.00	\$0.00	\$3.00	\$33,033.00
20/11/2015	In	Transfer	44	\$0.0000	\$0.00	\$0.00	\$0.00	\$0.00	\$0.00
31/01/2019	Buy	B4109780	800	\$24.5500	\$19,640.00	\$22.73	\$0.00	\$2.27	\$19,665.00
24/06/2019	In	Transfer	63	\$27.3600	\$1,723.68	\$0.00	\$0.00	\$0.00	\$1,723.68
20/12/2019	In	Transfer	60	\$25.1700	\$1,510.20	\$0.00	\$0.00	\$0.00	\$1,510.20
19/03/2020	Buy	B4996010	600	\$15.8600	\$9,516.00	\$13.64	\$0.00	\$1.36	\$9,531.00
18/12/2020	In	Transfer	41	\$19.8300	\$813.03	\$0.00	\$0.00	\$0.00	\$813.03
25/06/2021	In	Transfer	58	\$25.9800	\$1,506.84	\$0.00	\$0.00	\$0.00	\$1,506.84
Sub total			2,666						

WPP

WPP AUNZ LTD ORDINARY

Date	Type	Action	Quantity	Unit price	Trade value	Brokerage	Other fees	GST	Total value
19/02/2019	Buy	B4144786	188	\$0.5350	\$100.58	\$13.64	\$0.00	\$1.36	\$115.58
20/02/2019	Buy	B4147818	2,904	\$0.5350	\$1,553.61	\$0.00	\$0.00	\$0.00	\$1,553.61
21/02/2019	Buy	B4150868	14,408	\$0.5350	\$7,708.20	\$0.00	\$0.00	\$0.00	\$7,708.20
18/05/2021	Out	Transfer	(17,500)	\$0.0000	(\$0.00)	\$0.00	\$0.00	\$0.00	(\$0.00)
Sub total			0						

Please note that the Transaction Date listed of any Off Market Transfers (Transfer) may not necessarily match the Date of Purchase listed on the Off Market transfer form.

While every effort has been made to provide you with an accurate statement, we give no warranty of accuracy or reliability and take no responsibility for any errors or omissions including negligence by any officers, employees or agents. We encourage you to confirm the information, holdings and valuations contained herein. Information contained in the report may only relate to the period since you commenced our service.



Brokerage & information services

01 Jul 2020 - 30 Jun 2021



August 2020	Amount	GST	Total
Brokerage and trail fees	\$0.00	\$0.00	\$0.00
Information services	\$9.09	\$0.91	\$10.00
	\$9.09	\$0.91	\$10.00

September 2020	Amount	GST	Total
Brokerage and trail fees	\$0.00	\$0.00	\$0.00
Information services	\$9.09	\$0.91	\$10.00
	\$9.09	\$0.91	\$10.00

October 2020	Amount	GST	Total
Brokerage and trail fees	\$0.00	\$0.00	\$0.00
Information services	\$9.09	\$0.91	\$10.00
	\$9.09	\$0.91	\$10.00

November 2020	Amount	GST	Total
Brokerage and trail fees	\$0.00	\$0.00	\$0.00
Information services	\$9.09	\$0.91	\$10.00
	\$9.09	\$0.91	\$10.00

December 2020	Amount	GST	Total
Brokerage and trail fees	\$0.00	\$0.00	\$0.00
Information services	\$18.18	\$1.82	\$20.00
	\$18.18	\$1.82	\$20.00

While every effort has been made to provide you with an accurate statement, we give no warranty of accuracy or reliability and take no responsibility for any errors or omissions including negligence by any officers, employees or agents. We encourage you to confirm the information, holdings and valuations contained herein. Information contained in the report may only relate to the period since you commenced our service.



Brokerage & information services (continued)

01 Jul 2020 - 30 Jun 2021



January 2021	Amount	GST	Total
Brokerage and trail fees	\$0.00	\$0.00	\$0.00
Information services	\$9.09	\$0.91	\$10.00
	\$9.09	\$0.91	\$10.00

March 2021	Amount	GST	Total
Brokerage and trail fees	\$0.00	\$0.00	\$0.00
Information services	\$9.09	\$0.91	\$10.00
	\$9.09	\$0.91	\$10.00

April 2021	Amount	GST	Total
Brokerage and trail fees	\$0.00	\$0.00	\$0.00
Information services	\$9.09	\$0.91	\$10.00
	\$9.09	\$0.91	\$10.00

May 2021	Amount	GST	Total
Brokerage and trail fees	\$0.00	\$0.00	\$0.00
Information services	\$9.09	\$0.91	\$10.00
	\$9.09	\$0.91	\$10.00

While every effort has been made to provide you with an accurate statement, we give no warranty of accuracy or reliability and take no responsibility for any errors or omissions including negligence by any officers, employees or agents. We encourage you to confirm the information, holdings and valuations contained herein. Information contained in the report may only relate to the period since you commenced our service.



Brokerage & information services (continued)

01 Jul 2020 - 30 Jun 2021



June 2021	Amount	GST	Total
Brokerage and trail fees	\$0.00	\$0.00	\$0.00
Information services	\$9.09	\$0.91	\$10.00
	\$9.09	\$0.91	\$10.00

Brokerage total	\$0.00	\$0.00	\$0.00
Information services total	\$99.99	\$10.01	\$110.00

While every effort has been made to provide you with an accurate statement, we give no warranty of accuracy or reliability and take no responsibility for any errors or omissions including negligence by any officers, employees or agents. We encourage you to confirm the information, holdings and valuations contained herein. Information contained in the report may only relate to the period since you commenced our service.



Estimated dividends & distributions

01 Jul 2020 - 30 Jun 2021

AGL AGL ENERGY LIMITED. ORDINARY

Ex div. date	Payment date	Type	Div. amount	Franking %	Balance	Franking credit	Est. dividend
26/08/2020	25/09/2020	Final	\$0.51	80.00%	1,500	\$262.29	\$765.00
24/02/2021	26/03/2021	Interim	\$0.41	0.00%	1,500	\$0.00	\$615.00
Estimated sub total						\$262.29	\$1,380.00

AST AUSNET SERVICES LTD ORDINARY

Ex div. date	Payment date	Type	Div. amount	Franking %	Balance	Franking credit	Est. dividend
16/11/2020	17/12/2020	Interim	\$0.0475	40.00%	4,701	\$38.28	\$223.30
20/05/2021	24/06/2021	Final	\$0.0475	40.00%	4,823	\$39.27	\$229.09
Estimated sub total						\$77.55	\$452.39

BFG BELL FINANCIAL GROUP ORDINARY

Ex div. date	Payment date	Type	Div. amount	Franking %	Balance	Franking credit	Est. dividend
19/08/2020	27/08/2020	Interim	\$0.04	100.00%	12,000	\$205.71	\$480.00
03/03/2021	17/03/2021	Final	\$0.065	100.00%	12,000	\$334.29	\$780.00
Estimated sub total						\$540.00	\$1,260.00

GNG GR ENGINEERING LTD ORDINARY

Ex div. date	Payment date	Type	Div. amount	Franking %	Balance	Franking credit	Est. dividend
08/10/2020	21/10/2020	Final	\$0.04	0.00%	6,300	\$0.00	\$252.00
11/03/2021	01/04/2021	Interim	\$0.05	100.00%	6,300	\$135.00	\$315.00
Estimated sub total						\$135.00	\$567.00

While every effort has been made to provide you with an accurate statement, we give no warranty of accuracy or reliability and take no responsibility for any errors or omissions including negligence by any officers, employees or agents. We encourage you to confirm the information, holdings and valuations contained herein. Information contained in the report may only relate to the period since you commenced our service.

Estimated dividends & distributions (continued)

01 Jul 2020 - 30 Jun 2021



HLS HEALIUS ORDINARY

Ex div. date	Payment date	Type	Div. amount	Franking %	Balance	Franking credit	Est. dividend
26/03/2020	15/10/2020	Interim	\$0.026	100.00%	6,000	\$66.86	\$156.00
25/03/2021	15/04/2021	Interim	\$0.065	100.00%	6,000	\$167.14	\$390.00
Estimated sub total						\$234.00	\$546.00

MTS METCASH LIMITED ORDINARY

Ex div. date	Payment date	Type	Div. amount	Franking %	Balance	Franking credit	Est. dividend
07/07/2020	05/08/2020	Final	\$0.065	100.00%	2,245	\$62.54	\$145.93
22/12/2020	29/01/2021	Interim	\$0.08	100.00%	2,245	\$76.97	\$179.60
Estimated sub total						\$139.51	\$325.53

NAB NATIONAL AUST. BANK ORDINARY

Ex div. date	Payment date	Type	Div. amount	Franking %	Balance	Franking credit	Est. dividend
01/05/2020	03/07/2020	Interim	\$0.30	100.00%	700	\$90.00	\$210.00
12/11/2020	10/12/2020	Final	\$0.30	100.00%	895	\$115.07	\$268.50
Estimated sub total						\$205.07	\$478.50

While every effort has been made to provide you with an accurate statement, we give no warranty of accuracy or reliability and take no responsibility for any errors or omissions including negligence by any officers, employees or agents. We encourage you to confirm the information, holdings and valuations contained herein. Information contained in the report may only relate to the period since you commenced our service.



Estimated dividends & distributions (continued)

01 Jul 2020 - 30 Jun 2021

RMD RESMED INC CDI 10:1 FOR. EXEMPT

Ex div. date	Payment date	Type	Div. amount	Franking %	Balance	Franking credit	Est. dividend
19/08/2020	24/09/2020	Final	\$0.03794	0.00%	1,000	\$0.00	\$37.94
11/11/2020	17/12/2020	Interim	\$0.0378	0.00%	1,000	\$0.00	\$37.80
10/02/2021	18/03/2021	Interim	\$0.03521	0.00%	1,000	\$0.00	\$35.21
12/05/2021	17/06/2021	Interim	\$0.03535	0.00%	1,000	\$0.00	\$35.35
Estimated sub total						\$0.00	\$146.30

SGM SIMS LIMITED ORDINARY

Ex div. date	Payment date	Type	Div. amount	Franking %	Balance	Franking credit	Est. dividend
05/03/2021	23/03/2021	Interim	\$0.12	100.00%	900	\$46.29	\$108.00
Estimated sub total						\$46.29	\$108.00

TCL TRANSURBAN GROUP FPO/UNITS STAPLED

Ex div. date	Payment date	Type	Div. amount	Franking %	Balance	Franking credit	Est. dividend
29/06/2020	14/08/2020	Final	\$0.16	0.00%	4,000	\$0.00	\$640.00
30/12/2020	16/02/2021	Interim	\$0.15	0.00%	4,000	\$0.00	\$600.00
Estimated sub total						\$0.00	\$1,240.00

TGR TASSAL GROUP LIMITED ORDINARY

Ex div. date	Payment date	Type	Div. amount	Franking %	Balance	Franking credit	Est. dividend
14/09/2020	29/09/2020	Final	\$0.09	25.00%	3,000	\$28.93	\$270.00
12/03/2021	30/03/2021	Interim	\$0.07	0.00%	3,000	\$0.00	\$210.00
Estimated sub total						\$28.93	\$480.00

While every effort has been made to provide you with an accurate statement, we give no warranty of accuracy or reliability and take no responsibility for any errors or omissions including negligence by any officers, employees or agents. We encourage you to confirm the information, holdings and valuations contained herein. Information contained in the report may only relate to the period since you commenced our service.

Estimated dividends & distributions (continued)

01 Jul 2020 - 30 Jun 2021

TLS TELSTRA CORPORATION. ORDINARY

Ex div. date	Payment date	Type	Div. amount	Franking %	Balance	Franking credit	Est. dividend
26/08/2020	24/09/2020	Final	\$0.08	100.00%	7,100	\$243.43	\$568.00
24/02/2021	26/03/2021	Interim	\$0.08	100.00%	7,100	\$243.43	\$568.00
Estimated sub total						\$486.86	\$1,136.00

VCX VICINITY CENTRES FPO/UNITS STAPLED

Ex div. date	Payment date	Type	Div. amount	Franking %	Balance	Franking credit	Est. dividend
30/12/2020	02/03/2021	Interim	\$0.034	0.00%	4,000	\$0.00	\$136.00
Estimated sub total						\$0.00	\$136.00

WBC WESTPAC BANKING CORP ORDINARY

Ex div. date	Payment date	Type	Div. amount	Franking %	Balance	Franking credit	Est. dividend
11/11/2020	18/12/2020	Final	\$0.31	100.00%	2,567	\$341.04	\$795.77
13/05/2021	25/06/2021	Interim	\$0.58	100.00%	2,608	\$648.27	\$1,512.64
Estimated sub total						\$989.31	\$2,308.41

WES WESFARMERS LIMITED ORDINARY

Ex div. date	Payment date	Type	Div. amount	Franking %	Balance	Franking credit	Est. dividend
25/08/2020	01/10/2020	Final	\$0.95	100.00%	800	\$325.71	\$760.00
23/02/2021	31/03/2021	Interim	\$0.88	100.00%	800	\$301.71	\$704.00
Estimated sub total						\$627.42	\$1,464.00

While every effort has been made to provide you with an accurate statement, we give no warranty of accuracy or reliability and take no responsibility for any errors or omissions including negligence by any officers, employees or agents. We encourage you to confirm the information, holdings and valuations contained herein. Information contained in the report may only relate to the period since you commenced our service.

Estimated dividends & distributions (continued)

01 Jul 2020 - 30 Jun 2021



WPP

WPP AUNZ LTD ORDINARY

Ex div. date	Payment date	Type	Div. amount	Franking %	Balance	Franking credit	Est. dividend
30/03/2021	07/04/2021	Final	\$0.044	100.00%	17,500	\$330.00	\$770.00
29/04/2021	07/05/2021	Interim	\$0.156	100.00%	17,500	\$1,170.00	\$2,730.00
Estimated sub total						\$1,500.00	\$3,500.00
Estimated total						\$5,272.23	\$15,528.13

The information presented in this report is a general estimation and is intended as a guide for indicative purposes only. It is an extrapolation of our understanding of your holdings against publicly available dividend entitlement and payment information. It should not be considered a replacement for your own records. We encourage you to confirm the information and holdings represented here.

While every effort has been made to provide you with an accurate statement, we give no warranty of accuracy or reliability and take no responsibility for any errors or omissions including negligence by any officers, employees or agents. We encourage you to confirm the information, holdings and valuations contained herein. Information contained in the report may only relate to the period since you commenced our service.



83100 - Rental Property Bond

2021 Financial Year

Preparer Shelley Lian

Reviewer Steven Lee

Status Completed

Account Code	Description	CY Balance	LY Balance	Change
BLUEBELL	9/54 Bluebell Street O'Conner	(\$1,960.00)	(\$1,960.00)	0%
TOTAL		CY Balance	LY Balance	
		(\$1,960.00)	(\$1,960.00)	

Supporting Documents

- General Ledger [Report](#)
- 2022-06-16 11.00.17.pdf [BLUEBELL](#)

Standard Checklist

- Attach all source documentation and confirmations of Liability

Elliott Family Super Fund

General Ledger

As at 30 June 2021

Transaction Date	Description	Units	Debit	Credit	Balance \$
Rental Property Bond (83100)					
9/54 Bluebell Street O'Conner (BLUEBELL)					
01/07/2020	Opening Balance				1,960.00 CR
					1,960.00 CR
<hr/>					
Total Debits:	0.00				
Total Credits:	0.00				

Duration of the tenancy - whether for a fixed term or periodic

If the tenancy is for a fixed term...

The Tenancy shall consist of:

1. An agreed fixed term from 9 July 2020 (commencing date) (inclusive) and to 9 July 2021 (finishing date) (inclusive); and then
2. A periodic tenancy begins automatically after the fixed term has ended unless terminated by the lessor or tenant in accordance with the Residential Tenancies Act.

If the tenancy is to be periodic...

Duration - The agreement shall commence from (date) and continue until terminated by the lessor or tenant in accordance with the Residential Tenancies Act.

Periodic **The bond**
The amount of bond is \$ 1,960. (being not more than the equivalent of four weeks' rent).

The lessor shall arrange for the deposit the bond with the Office of Rental Bonds (unless otherwise agreed). The bond shall be lodged within 10 working days.

Address for service of documents

Notices or any other documents may be delivered via email, in person, by post, or by registered courier to the Lessor at:

- the address of the Lessor's agent above; and/or
- the following email address:
Cleaver Elliott & Yalson, Con : att ; or

Notices or any other documents may be delivered via email, in person, by post, or by registered courier to the Tenant at:

- the premises to be let under this agreement; and/or
- the following email address:
Email as above ; or

Address for service of documents – Office of Rental Bonds

Notices or any other documents issued by the Office of Rental Bonds to the lessor or the lessor's agent above, are to be delivered to the following email address:

Notices or any other documents issued by the Office of Rental Bonds to tenant/s, are to be delivered to the following email address (an email address should be provided for each tenant contributing to the bond. Please notify the Office of Rental Bonds should you not wish to receive documents via email):

.....
.....

85000 - Income Tax Payable/Refundable

2021 Financial Year

Preparer Shelley Lian

Reviewer Steven Lee

Status Ready for Review

Account Code	Description	CY Balance	LY Balance	Change
85000	Income Tax Payable/Refundable	(\$8,349.91)	(\$9,283.66)	(10.06)%
TOTAL		CY Balance	LY Balance	
		(\$8,349.91)	(\$9,283.66)	

Supporting Documents

- Non Deductible Expense Reconciliation [Report](#)
- Statement of Taxable Income [Report](#)
- Tax Reconciliation Report [Report](#)
- Exempt Pension Reconciliation [Report](#)
- ATO_Income_Tax.pdf

Standard Checklist

- Attach Actuarial Certificate (if applicable)
- Attach any other Tax reconciliations
- Attach copy of Exempt Pension Reconciliation (if applicable)
- Attach copy of Non Deductible Expense Reconciliation (if applicable)
- Attach copy of Statement of Taxable Income
- Attach copy of Tax Reconciliation Report
- Confirm Transactions in ATO Portal

Elliott Family Super Fund

Exempt Current Pension Income Reconciliation

For The Period 01 July 2020 - 30 June 2021

Date	Account Code	Account Description	Taxable Amount	Actuary/Pool %	Exempt Amount
Segment - 01 July 2020 to 30 June 2021					
Label B					
07/07/2020	28000/BLUEBELL	9/54 Bluebell Street O'Conner	1,060.00		
13/07/2020	28000/BLUEBELL	9/54 Bluebell Street O'Conner	940.00		
21/07/2020	28000/BLUEBELL	9/54 Bluebell Street O'Conner	1,060.00		
27/07/2020	28000/BLUEBELL	9/54 Bluebell Street O'Conner	940.00		
31/07/2020	28000/SHYBHERVEY	661 Charlton Esplanade, Hervey Bay	1,151.65		
31/07/2020	28000/SHYBHERVEY	661 Charlton Esplanade, Hervey Bay	1,373.48		
03/08/2020	28000/BLUEBELL	9/54 Bluebell Street O'Conner	1,060.00		
10/08/2020	28000/BLUEBELL	9/54 Bluebell Street O'Conner	940.00		
18/08/2020	28000/BLUEBELL	9/54 Bluebell Street O'Conner	1,060.00		
24/08/2020	28000/BLUEBELL	9/54 Bluebell Street O'Conner	940.00		
31/08/2020	28000/SHYBHERVEY	661 Charlton Esplanade, Hervey Bay	1,290.66		
31/08/2020	28000/SHYBHERVEY	661 Charlton Esplanade, Hervey Bay	1,373.48		
01/09/2020	28000/BLUEBELL	9/54 Bluebell Street O'Conner	1,060.00		
07/09/2020	28000/BLUEBELL	9/54 Bluebell Street O'Conner	940.00		
15/09/2020	28000/BLUEBELL	9/54 Bluebell Street O'Conner	1,060.00		
21/09/2020	28000/BLUEBELL	9/54 Bluebell Street O'Conner	940.00		
28/09/2020	28000/BLUEBELL	9/54 Bluebell Street O'Conner	1,060.00		
30/09/2020	28000/SHYBHERVEY	661 Charlton Esplanade, Hervey Bay	1,151.65		
30/09/2020	28000/SHYBHERVEY	661 Charlton Esplanade, Hervey Bay	1,373.48		
05/10/2020	28000/BLUEBELL	9/54 Bluebell Street O'Conner	940.00		
13/10/2020	28000/BLUEBELL	9/54 Bluebell Street O'Conner	1,060.00		

Elliott Family Super Fund**Exempt Current Pension Income Reconciliation**

For The Period 01 July 2020 - 30 June 2021

	Date	Account Code	Account Description	Taxable Amount	Actuary/Pool %	Exempt Amount
Label B						
	19/10/2020	28000/BLUEBELL	9/54 Bluebell Street O'Conner	940.00		
	27/10/2020	28000/BLUEBELL	9/54 Bluebell Street O'Conner	1,060.00		
	30/10/2020	28000/SHYBHERVEY	661 Charlton Esplanade, Hervey Bay	1,151.65		
	30/10/2020	28000/SHYBHERVEY	661 Charlton Esplanade, Hervey Bay	1,717.95		
	02/11/2020	28000/BLUEBELL	9/54 Bluebell Street O'Conner	940.00		
	11/11/2020	28000/BLUEBELL	9/54 Bluebell Street O'Conner	1,060.00		
	16/11/2020	28000/BLUEBELL	9/54 Bluebell Street O'Conner	940.00		
	25/11/2020	28000/BLUEBELL	9/54 Bluebell Street O'Conner	1,060.00		
	30/11/2020	28000/SHYBHERVEY	661 Charlton Esplanade, Hervey Bay	1,440.66		
	30/11/2020	28000/BLUEBELL	9/54 Bluebell Street O'Conner	940.00		
	30/11/2020	28000/SHYBHERVEY	661 Charlton Esplanade, Hervey Bay	1,373.48		
	08/12/2020	28000/BLUEBELL	9/54 Bluebell Street O'Conner	1,060.00		
	15/12/2020	28000/BLUEBELL	9/54 Bluebell Street O'Conner	940.00		
	21/12/2020	28000/BLUEBELL	9/54 Bluebell Street O'Conner	1,060.00		
	29/12/2020	28000/BLUEBELL	9/54 Bluebell Street O'Conner	940.00		
	31/12/2020	28000/SHYBHERVEY	661 Charlton Esplanade, Hervey Bay	1,151.65		
	31/12/2020	28000/SHYBHERVEY	661 Charlton Esplanade, Hervey Bay	2,062.42		
	04/01/2021	28000/BLUEBELL	9/54 Bluebell Street O'Conner	1,060.00		
	12/01/2021	28000/BLUEBELL	9/54 Bluebell Street O'Conner	940.00		
	20/01/2021	28000/BLUEBELL	9/54 Bluebell Street O'Conner	1,060.00		
	25/01/2021	28000/BLUEBELL	9/54 Bluebell Street O'Conner	940.00		
	29/01/2021	28000/SHYBHERVEY	661 Charlton Esplanade, Hervey Bay	1,151.65		
	29/01/2021	28000/SHYBHERVEY	661 Charlton Esplanade, Hervey Bay	702.67		

Elliott Family Super Fund**Exempt Current Pension Income Reconciliation**

For The Period 01 July 2020 - 30 June 2021

	Date	Account Code	Account Description	Taxable Amount	Actuary/Pool %	Exempt Amount
Label B						
	02/02/2021	28000/BLUEBELL	9/54 Bluebell Street O'Conner	1,060.00		
	08/02/2021	28000/BLUEBELL	9/54 Bluebell Street O'Conner	950.00		
	16/02/2021	28000/BLUEBELL	9/54 Bluebell Street O'Conner	1,060.00		
	22/02/2021	28000/BLUEBELL	9/54 Bluebell Street O'Conner	950.00		
	26/02/2021	28000/SHYBHERVEY	661 Charlton Esplanade, Hervey Bay	2,041.81		
	26/02/2021	28000/SHYBHERVEY	661 Charlton Esplanade, Hervey Bay	1,096.65		
	01/03/2021	28000/BLUEBELL	9/54 Bluebell Street O'Conner	1,060.00		
	09/03/2021	28000/BLUEBELL	9/54 Bluebell Street O'Conner	950.00		
	16/03/2021	28000/BLUEBELL	9/54 Bluebell Street O'Conner	1,060.00		
	22/03/2021	28000/BLUEBELL	9/54 Bluebell Street O'Conner	950.00		
	31/03/2021	28000/BLUEBELL	9/54 Bluebell Street O'Conner	1,060.00		
	31/03/2021	28000/SHYBHERVEY	661 Charlton Esplanade, Hervey Bay	1,409.74		
	31/03/2021	28000/SHYBHERVEY	661 Charlton Esplanade, Hervey Bay	1,440.66		
	07/04/2021	28000/BLUEBELL	9/54 Bluebell Street O'Conner	950.00		
	12/04/2021	28000/BLUEBELL	9/54 Bluebell Street O'Conner	1,060.00		
	22/04/2021	28000/BLUEBELL	9/54 Bluebell Street O'Conner	990.00		
	26/04/2021	28000/BLUEBELL	9/54 Bluebell Street O'Conner	960.00		
	29/04/2021	28000/BLUEBELL	9/54 Bluebell Street O'Conner	990.00		
	30/04/2021	28000/SHYBHERVEY	661 Charlton Esplanade, Hervey Bay	1,409.74		
	30/04/2021	28000/SHYBHERVEY	661 Charlton Esplanade, Hervey Bay	1,170.00		
	10/05/2021	28000/BLUEBELL	9/54 Bluebell Street O'Conner	960.00		
	17/05/2021	28000/BLUEBELL	9/54 Bluebell Street O'Conner	742.50		
	24/05/2021	28000/BLUEBELL	9/54 Bluebell Street O'Conner	960.00		

Elliott Family Super Fund

Exempt Current Pension Income Reconciliation

For The Period 01 July 2020 - 30 June 2021

	Date	Account Code	Account Description	Taxable Amount	Actuary/Pool %	Exempt Amount
Label B						
	31/05/2021	28000/SHYBHERVEY	661 Charlton Esplanade, Hervey Bay	1,409.74		
	31/05/2021	28000/SHYBHERVEY	661 Charlton Esplanade, Hervey Bay	1,486.54		
	08/06/2021	28000/BLUEBELL	9/54 Bluebell Street O'Conner	960.00		
	10/06/2021	28000/BLUEBELL	9/54 Bluebell Street O'Conner	990.00		
	22/06/2021	28000/BLUEBELL	9/54 Bluebell Street O'Conner	960.00		
	24/06/2021	28000/BLUEBELL	9/54 Bluebell Street O'Conner	990.00		
	30/06/2021	28000/SHYBTAVISTOCK	1 Tavistock Palms 13 Tavistock Street	14,871.77		
	30/06/2021	28000/SHYBHERVEY	661 Charlton Esplanade, Hervey Bay	1,962.27		
	30/06/2021	28000/SHYBHERVEY	661 Charlton Esplanade, Hervey Bay	1,409.74		
	30/06/2021	28000/SHYBHERVEY	661 Charlton Esplanade, Hervey Bay	1,188.35		
	30/06/2021	28000/SHYBTAVISTOCK	1 Tavistock Palms 13 Tavistock Street	1,618.23		
	30/06/2021	28000/SHYBHERVEY	661 Charlton Esplanade, Hervey Bay	(14,871.77)		
			Total	86,722.50	0.000 %	0.00

Label C						
	01/07/2020	25000/ANZ909756205	ANZ V2 Plus 9097-56205	1.71		
	27/07/2020	25000/ANZ976066108	ANZ Term Deposit 976066108	3,309.04		
	31/07/2020	25000/ANZ300876274	ANZ Business Premium Saver 3008-76274	12.40		
	31/08/2020	25000/ANZ300876274	ANZ Business Premium Saver 3008-76274	12.50		
	30/09/2020	25000/ANZ300876274	ANZ Business Premium Saver 3008-76274	12.10		
	01/10/2020	25000/ANZ909756205	ANZ V2 Plus 9097-56205	3.42		
	30/10/2020	25000/ANZ300876274	ANZ Business Premium Saver 3008-76274	12.11		
	30/11/2020	25000/ANZ300876274	ANZ Business Premium Saver 3008-76274	12.50		

Elliott Family Super Fund

Exempt Current Pension Income Reconciliation

For The Period 01 July 2020 - 30 June 2021

	Date	Account Code	Account Description	Taxable Amount	Actuary/Pool %	Exempt Amount
Label C						
	31/12/2020	25000/ANZ453231207	ANZ Business Online Saver 4532-31207	2.60		
	31/12/2020	25000/ANZ300876274	ANZ Business Premium Saver 3008-76274	12.51		
	01/01/2021	25000/ANZ909756205	ANZ V2 Plus 9097-56205	3.31		
	29/01/2021	25000/ANZ300876274	ANZ Business Premium Saver 3008-76274	11.70		
	29/01/2021	25000/ANZ453231207	ANZ Business Online Saver 4532-31207	3.98		
	26/02/2021	25000/ANZ300876274	ANZ Business Premium Saver 3008-76274	11.30		
	26/02/2021	25000/ANZ453231207	ANZ Business Online Saver 4532-31207	3.84		
	31/03/2021	25000/ANZ300876274	ANZ Business Premium Saver 3008-76274	13.32		
	31/03/2021	25000/ANZ453231207	ANZ Business Online Saver 4532-31207	4.53		
	01/04/2021	25000/ANZ909756205	ANZ V2 Plus 9097-56205	2.23		
	30/04/2021	25000/ANZ453231207	ANZ Business Online Saver 4532-31207	4.11		
	30/04/2021	25000/ANZ300876274	ANZ Business Premium Saver 3008-76274	12.10		
	31/05/2021	25000/ANZ300876274	ANZ Business Premium Saver 3008-76274	12.51		
	31/05/2021	25000/ANZ453231207	ANZ Business Online Saver 4532-31207	5.76		
	30/06/2021	25000/ANZNBF1010634012	Bell Potter Direct Cash Account	26.67		
	30/06/2021	25000/ANZ300876274	ANZ Business Premium Saver 3008-76274	12.11		
	30/06/2021	25000/ANZ453231207	ANZ Business Online Saver 4532-31207	8.23		
			Total	3,526.59	0.000 %	0.00
Label D1						
	24/09/2020	23900/RMD.AX	Resmed Inc	54.23		
	17/12/2020	23900/RMD.AX	Resmed Inc	53.93		
	18/03/2021	23900/RMD.AX	Resmed Inc	50.29		

Elliott Family Super Fund

Exempt Current Pension Income Reconciliation

For The Period 01 July 2020 - 30 June 2021

	Date	Account Code	Account Description	Taxable Amount	Actuary/Pool %	Exempt Amount
Label D1						
	17/06/2021	23900/RMD.AX	Resmed Inc	50.46		
			Total	208.91	0.000 %	0.00
Label J						
	25/09/2020	23900/AGL.AXW	AGL Energy Limited.	153.00		
	29/09/2020	23900/TGR.AX	Tassal Group Limited	202.50		
	21/10/2020	23900/GNG.AX	Gr Engineering Services Limited	252.00		
	17/12/2020	23900/AST.AX	Ausnet Services Limited	133.98		
	30/03/2021	23900/TGR.AX	Tassal Group Limited	210.00		
	21/04/2021	23900/AGL.AXW	AGL Energy Limited.	615.00		
	24/06/2021	23900/AST.AX	Ausnet Services Limited	137.45		
			Total	1,703.93	0.000 %	0.00
Label K						
	03/07/2020	23900/NAB.AX	National Australia Bank Limited	210.00		
	05/08/2020	23900/MTS.AX	Metcash Limited - Ordinary Fully Paid	145.93		
	24/09/2020	23900/TLS.AX	Telstra Corporation Limited.	568.00		
	25/09/2020	23900/AGL.AXW	AGL Energy Limited.	612.00		
	29/09/2020	23900/TGR.AX	Tassal Group Limited	67.50		
	30/09/2020	23900/BFG.AX	Bell Financial Group Limited	480.00		
	15/10/2020	23900/HLS.AX	Healius Limited	156.00		
	10/12/2020	23900/NAB.AX	National Australia Bank Limited	268.50		
	17/12/2020	23900/AST.AX	Ausnet Services Limited	89.32		
	18/12/2020	23900/WBC.AX	Westpac Banking Corporation	795.77		

Elliott Family Super Fund

Exempt Current Pension Income Reconciliation

For The Period 01 July 2020 - 30 June 2021

	Date	Account Code	Account Description	Taxable Amount	Actuary/Pool %	Exempt Amount
Label K						
	29/01/2021	23900/MTS.AX	Metcash Limited - Ordinary Fully Paid	179.60		
	23/03/2021	23900/SGM.AX	Sims Metal Management Limited	108.00		
	26/03/2021	23900/TLS.AX	Telstra Corporation Limited.	568.00		
	31/03/2021	23900/BFG.AX	Bell Financial Group Limited	780.00		
	01/04/2021	23900/GNG.AX	Gr Engineering Services Limited	315.00		
	07/04/2021	23900/WPP.AX	WPP Aunz Ltd	770.00		
	15/04/2021	23900/HLS.AX	Healius Limited	390.00		
	22/04/2021	23900/WES.AX	Wesfarmers Limited	760.00		
	22/04/2021	23900/WES.AX	Wesfarmers Limited	704.00		
	07/05/2021	23900/WPP.AX	WPP Aunz Ltd	2,730.00		
	24/06/2021	23900/AST.AX	Ausnet Services Limited	91.64		
	25/06/2021	23900/WBC.AX	Westpac Banking Corporation	1,512.64		
			Total	12,301.90	0.000 %	0.00
Label L						
	03/07/2020	23900/NAB.AX	National Australia Bank Limited	90.00		
	05/08/2020	23900/MTS.AX	Metcash Limited - Ordinary Fully Paid	62.54		
	24/09/2020	23900/TLS.AX	Telstra Corporation Limited.	243.43		
	25/09/2020	23900/AGL.AXW	AGL Energy Limited.	262.29		
	29/09/2020	23900/TGR.AX	Tassal Group Limited	28.93		
	30/09/2020	23900/BFG.AX	Bell Financial Group Limited	205.71		
	15/10/2020	23900/HLS.AX	Healius Limited	66.86		
	10/12/2020	23900/NAB.AX	National Australia Bank Limited	115.07		

Elliott Family Super Fund

Exempt Current Pension Income Reconciliation

For The Period 01 July 2020 - 30 June 2021

	Date	Account Code	Account Description	Taxable Amount	Actuary/Pool %	Exempt Amount
Label L						
	17/12/2020	23900/AST.AX	Ausnet Services Limited	38.28		
	18/12/2020	23900/WBC.AX	Westpac Banking Corporation	341.04		
	29/01/2021	23900/MTS.AX	Metcash Limited - Ordinary Fully Paid	76.97		
	23/03/2021	23900/SGM.AX	Sims Metal Management Limited	46.29		
	26/03/2021	23900/TLS.AX	Telstra Corporation Limited.	243.43		
	31/03/2021	23900/BFG.AX	Bell Financial Group Limited	334.29		
	01/04/2021	23900/GNG.AX	Gr Engineering Services Limited	135.00		
	07/04/2021	23900/WPP.AX	WPP Aunz Ltd	330.00		
	15/04/2021	23900/HLS.AX	Healius Limited	167.14		
	22/04/2021	23900/WES.AX	Wesfarmers Limited	325.71		
	22/04/2021	23900/WES.AX	Wesfarmers Limited	301.71		
	07/05/2021	23900/WPP.AX	WPP Aunz Ltd	1,170.00		
	24/06/2021	23900/AST.AX	Ausnet Services Limited	39.27		
	25/06/2021	23900/WBC.AX	Westpac Banking Corporation	648.27		
			Total	5,272.23	0.000 %	0.00
Label M						
	30/06/2021	23800/VCX.AX	Vicinity Centres - Ordinary/Units Fully Paid	207.13		
	30/06/2021	23800/TCL.AX1	Transurban Group - Ordinary Shares/Units	803.48		
			Total	1,010.61	0.000 %	0.00
					Total Segment ECPI *	0.00

Elliott Family Super Fund

Exempt Current Pension Income Reconciliation

For The Period 01 July 2020 - 30 June 2021

Date	Account Code	Account Description	Taxable Amount	Actuary/Pool %	Exempt Amount
				SMSF Annual Return Rounding	0.00
				Total ECPI	0.00

* Total Segment ECPI does not include ECPI amounts from Label A. The total ECPI from Label A is shown separately at the start of the report.

Elliott Family Super Fund

Pension Non Deductible Expense Report

For The Period 01 July 2020 - 30 June 2021

	Date	Account Code	Account Description	Amount	Expense %	Deductible	Non Deductible
Segment - 01 July 2020 to 30 June 2021							
Label D							
		77200/SHYBTAVISTOCK	Tax adjustment - D1	5,080.00			
		77200/BLUEBELL	Tax adjustment - D1	8,323.00			
		77200/SHYBHERVEY	Tax adjustment - D1	1,182.00			
			Total	14,585.00	0 %	14,585.00	0.00

Label E							
	30/06/2021	33400/SHSAELICOMPUTE	Other Asset - New Computer	47.44			
	30/06/2021	33400/SHSFELFDSWSH	Dishwasher	149.88			
	30/06/2021	33400/ELLFY001_AIRCOND	Air Conditioning - ACT	505.50			
	30/06/2021	33400/SHYBTAVISTOCK	1 Tavistock Palms 13 Tavistock Street Torquay	2,098.71			
	30/06/2021	33400/ELLFY001_LOWVAL	Low value Pool	151.50			
	30/06/2021	33400/BLUEBELL	9/54 Bluebell Street O'Conner	249.76			
			Total	3,202.79	0.000 %	3,202.79	0.00

Label H							
	18/05/2021	30700	Auditor's Remuneration	450.00			
			Total	450.00	0.000 %	450.00	0.00

Label I							
----------------	--	--	--	--	--	--	--

Elliott Family Super Fund**Pension Non Deductible Expense Report**

For The Period 01 July 2020 - 30 June 2021

	Date	Account Code	Account Description	Amount	Expense %	Deductible	Non Deductible
Label I							
	12/11/2020	42060/BLUEBELL	9/54 Bluebell Street O'Conner	30.00			
	29/09/2020	42060/BLUEBELL	9/54 Bluebell Street O'Conner	38.55			
	31/05/2021	42100/BLUEBELL	9/54 Bluebell Street O'Conner	1,785.72			
	17/09/2020	42060/BLUEBELL	9/54 Bluebell Street O'Conner	166.56			
	30/06/2021	42060/SHYBHERVEY	661 Charlton Esplanade, Hervey Bay	75.00			
	08/12/2020	42060/BLUEBELL	9/54 Bluebell Street O'Conner	57.95			
	20/04/2021	42060/BLUEBELL	9/54 Bluebell Street O'Conner	65.41			
	24/05/2021	42060/BLUEBELL	9/54 Bluebell Street O'Conner	10.16			
	11/09/2020	41960/SHYBHERVEY	661 Charlton Esplanade, Hervey Bay	1,418.22			
	01/03/2021	42100/BLUEBELL	9/54 Bluebell Street O'Conner	1,785.72			
	04/11/2020	42060/BLUEBELL	9/54 Bluebell Street O'Conner	(32.97)			
	01/03/2021	42020/BLUEBELL	9/54 Bluebell Street O'Conner	688.16			
	17/12/2020	42100/BLUEBELL	9/54 Bluebell Street O'Conner	3,571.44			
	17/05/2021	42020/BLUEBELL	9/54 Bluebell Street O'Conner	690.94			
	07/12/2020	42060/BLUEBELL	9/54 Bluebell Street O'Conner	175.00			
	01/03/2021	41960/BLUEBELL	9/54 Bluebell Street O'Conner	535.57			
	29/09/2020	42060/BLUEBELL	9/54 Bluebell Street O'Conner	201.46			
	11/09/2020	41960/SHYBTAVISTOCK	1 Tavistock Palms 13 Tavistock Street Torquay	1,158.48			
	22/04/2021	42060/BLUEBELL	9/54 Bluebell Street O'Conner	58.85			
	12/10/2020	42060/BLUEBELL	9/54 Bluebell Street O'Conner	226.97			
	17/09/2020	42060/BLUEBELL	9/54 Bluebell Street O'Conner	7.12			

Elliott Family Super Fund**Pension Non Deductible Expense Report**

For The Period 01 July 2020 - 30 June 2021

	Date	Account Code	Account Description	Amount	Expense %	Deductible	Non Deductible
Label I							
	18/03/2021	42060/BLUEBELL	9/54 Bluebell Street O'Conner	178.60			
	20/04/2021	42060/BLUEBELL	9/54 Bluebell Street O'Conner	2.33			
	02/11/2020	42060/BLUEBELL	9/54 Bluebell Street O'Conner	13.81			
	04/01/2021	41960/SHYBTAVISTOCK	1 Tavistock Palms 13 Tavistock Street Torquay	1,163.30			
	11/05/2021	42060/BLUEBELL	9/54 Bluebell Street O'Conner	87.53			
	30/09/2020	42100/BLUEBELL	9/54 Bluebell Street O'Conner	1,340.52			
	29/04/2021	42060/BLUEBELL	9/54 Bluebell Street O'Conner	46.31			
	02/10/2020	42060/BLUEBELL	9/54 Bluebell Street O'Conner	105.78			
	30/06/2021	41930/SHYBTAVISTOCK	1 Tavistock Palms 13 Tavistock Street Torquay	1,360.43			
	04/01/2021	42020/BLUEBELL	9/54 Bluebell Street O'Conner	698.53			
	11/09/2020	42020/BLUEBELL	9/54 Bluebell Street O'Conner	698.53			
	22/07/2020	42060/BLUEBELL	9/54 Bluebell Street O'Conner	65.83			
	07/12/2020	42060/BLUEBELL	9/54 Bluebell Street O'Conner	14.90			
	19/04/2021	42060/BLUEBELL	9/54 Bluebell Street O'Conner	29.46			
	01/03/2021	42150/BLUEBELL	9/54 Bluebell Street O'Conner	166.85			
	14/07/2020	42060/BLUEBELL	9/54 Bluebell Street O'Conner	18.21			
	04/01/2021	41960/SHYBHERVEY	661 Charlton Esplanade, Hervey Bay	1,445.55			
	05/11/2020	42150/BLUEBELL	9/54 Bluebell Street O'Conner	166.85			
	30/06/2021	42060/SHYBTAVISTOCK	1 Tavistock Palms 13 Tavistock Street Torquay	205.00			
	26/02/2021	42060/BLUEBELL	9/54 Bluebell Street O'Conner	28.65			
	22/03/2021	41960/SHYBTAVISTOCK	1 Tavistock Palms 13 Tavistock Street Torquay	1,149.33			
	11/01/2021	42060/BLUEBELL	9/54 Bluebell Street O'Conner	17.35			

Elliott Family Super Fund

Pension Non Deductible Expense Report

For The Period 01 July 2020 - 30 June 2021

	Date	Account Code	Account Description	Amount	Expense %	Deductible	Non Deductible
Label I							
	03/07/2020	42060/BLUEBELL	9/54 Bluebell Street O'Conner	56.82			
	12/05/2021	42060/BLUEBELL	9/54 Bluebell Street O'Conner	1.19			
	30/06/2021	41930/SHYBHERVEY	661 Charlton Esplanade, Hervey Bay	1,834.47			
	11/11/2020	42060/BLUEBELL	9/54 Bluebell Street O'Conner	120.00			
	11/09/2020	42150/BLUEBELL	9/54 Bluebell Street O'Conner	166.85			
	11/09/2020	41960/BLUEBELL	9/54 Bluebell Street O'Conner	531.19			
	21/04/2021	42060/BLUEBELL	9/54 Bluebell Street O'Conner	60.36			
	02/03/2021	41980/SHYBHERVEY	661 Charlton Esplanade, Hervey Bay	1,716.44			
	22/03/2021	42100/SHYBTAVISTOCK	1 Tavistock Palms 13 Tavistock Street Torquay	1,340.48			
	12/10/2020	42060/BLUEBELL	9/54 Bluebell Street O'Conner	31.83			
	04/01/2021	41960/BLUEBELL	9/54 Bluebell Street O'Conner	532.09			
	08/03/2021	41980/SHYBTAVISTOCK	1 Tavistock Palms 13 Tavistock Street Torquay	497.81			
	22/03/2021	41960/SHYBHERVEY	661 Charlton Esplanade, Hervey Bay	1,469.47			
	08/03/2021	41980/BLUEBELL	9/54 Bluebell Street O'Conner	355.75			
	22/04/2021	42060/BLUEBELL	9/54 Bluebell Street O'Conner	42.35			
	31/05/2021	42060/BLUEBELL	9/54 Bluebell Street O'Conner	25.02			
	17/05/2021	41960/BLUEBELL	9/54 Bluebell Street O'Conner	532.00			
	21/04/2021	42060/BLUEBELL	9/54 Bluebell Street O'Conner	(56.05)			
	03/07/2020	42060/BLUEBELL	9/54 Bluebell Street O'Conner	19.28			
	18/05/2021	42150/BLUEBELL	9/54 Bluebell Street O'Conner	166.79			
	30/06/2021	42090/SHYBTAVISTOCK	1 Tavistock Palms 13 Tavistock Street Torquay	52.80			
	01/03/2021	42060/BLUEBELL	9/54 Bluebell Street O'Conner	8.85			

Elliott Family Super Fund

Pension Non Deductible Expense Report

For The Period 01 July 2020 - 30 June 2021

	Date	Account Code	Account Description	Amount	Expense %	Deductible	Non Deductible
Label I							
			Total	31,223.75	0.000 %	31,223.75	0.00
Label J							
	05/08/2020	30100	Accountancy Fees	715.00			
	20/07/2020	41800	Postage, Printing and Stationery	3.20			
	30/06/2021	31500	Bank Charges	100.00			
	24/02/2021	41800	Postage, Printing and Stationery	(39.88)			
	21/04/2021	31500	Bank Charges	25.00			
	30/04/2021	31500	Bank Charges	1.50			
	31/05/2021	30200	Administration Costs	88.00			
	21/04/2021	31500	Bank Charges	25.00			
	21/04/2021	41800	Postage, Printing and Stationery	6.00			
	18/05/2021	30100	Accountancy Fees	85.00			
	30/06/2021	41800	Postage, Printing and Stationery	52.80			
			Total	1,061.62	0.000 %	1,061.62	0.00
	11/09/2020	30400	ATO Supervisory Levy	259.00			
			Total	259.00	0.000 %	259.00	0.00
			Label Total			1,320.62	0.00
			Total Segment Expenses			50,782.16	0.00

Elliott Family Super Fund

Pension Non Deductible Expense Report

For The Period 01 July 2020 - 30 June 2021

Date	Account Code	Account Description	Amount	Expense %	Deductible	Non Deductible
				Total Expenses *	50,782.16	0.00

* General expense percentage - 0.000 %

* Investment expense percentage - 0.000 %

Elliott Family Super Fund

Statement of Taxable Income

For the year ended 30 June 2021

	2021
	\$
Benefits accrued as a result of operations	655,142.68
Less	
Increase in MV of investments	516,106.08
Realised Accounting Capital Gains	(627.39)
Accounting Trust Distributions	1,820.00
Tax Adjustment - Capital Works Expenditure (D1)	14,585.00
	<u>531,883.69</u>
Add	
Franking Credits	5,276.18
Foreign Credits	62.68
TFN Credits - Dividends	360.00
Taxable Trust Distributions	1,006.66
	<u>6,705.52</u>
SMSF Annual Return Rounding	(2.51)
	<u>129,962.00</u>
Taxable Income or Loss	<u>129,962.00</u>
Income Tax on Taxable Income or Loss	19,494.30
Less	
Franking Credits	5,276.18
Foreign Credits	62.68
	<u>14,155.44</u>
TAX PAYABLE	<u>14,155.44</u>
Less	
TFN Credits	360.00
	<u>13,795.44</u>
CURRENT TAX OR REFUND	<u>13,795.44</u>
Supervisory Levy	259.00
Income Tax Instalments Paid	(12,192.00)
	<u>1,862.44</u>
AMOUNT DUE OR REFUNDABLE	<u>1,862.44</u>

Elliott Family Super Fund

Tax Reconciliation Report

For the year ended 30 June 2021

Tax Return Label	Date	Account Code	Account Name	Amount \$
B - Income - Gross rent and other leasing and hiring income				
	07/07/2020	28000/BLUEBELL	9/54 Bluebell Street O'Conner	1,060.00
	13/07/2020	28000/BLUEBELL	9/54 Bluebell Street O'Conner	940.00
	21/07/2020	28000/BLUEBELL	9/54 Bluebell Street O'Conner	1,060.00
	27/07/2020	28000/BLUEBELL	9/54 Bluebell Street O'Conner	940.00
	31/07/2020	28000/SHYBHERVEY	661 Charlton Esplanade, Hervey Bay	1,151.65
	31/07/2020	28000/SHYBHERVEY	661 Charlton Esplanade, Hervey Bay	1,373.48
	03/08/2020	28000/BLUEBELL	9/54 Bluebell Street O'Conner	1,060.00
	10/08/2020	28000/BLUEBELL	9/54 Bluebell Street O'Conner	940.00
	18/08/2020	28000/BLUEBELL	9/54 Bluebell Street O'Conner	1,060.00
	24/08/2020	28000/BLUEBELL	9/54 Bluebell Street O'Conner	940.00
	31/08/2020	28000/SHYBHERVEY	661 Charlton Esplanade, Hervey Bay	1,290.66
	31/08/2020	28000/SHYBHERVEY	661 Charlton Esplanade, Hervey Bay	1,373.48
	01/09/2020	28000/BLUEBELL	9/54 Bluebell Street O'Conner	1,060.00
	07/09/2020	28000/BLUEBELL	9/54 Bluebell Street O'Conner	940.00
	15/09/2020	28000/BLUEBELL	9/54 Bluebell Street O'Conner	1,060.00
	21/09/2020	28000/BLUEBELL	9/54 Bluebell Street O'Conner	940.00
	28/09/2020	28000/BLUEBELL	9/54 Bluebell Street O'Conner	1,060.00
	30/09/2020	28000/SHYBHERVEY	661 Charlton Esplanade, Hervey Bay	1,151.65
	30/09/2020	28000/SHYBHERVEY	661 Charlton Esplanade, Hervey Bay	1,373.48
	05/10/2020	28000/BLUEBELL	9/54 Bluebell Street O'Conner	940.00
	13/10/2020	28000/BLUEBELL	9/54 Bluebell Street O'Conner	1,060.00
	19/10/2020	28000/BLUEBELL	9/54 Bluebell Street O'Conner	940.00
	27/10/2020	28000/BLUEBELL	9/54 Bluebell Street O'Conner	1,060.00
	30/10/2020	28000/SHYBHERVEY	661 Charlton Esplanade, Hervey Bay	1,151.65
	30/10/2020	28000/SHYBHERVEY	661 Charlton Esplanade, Hervey Bay	1,717.95
	02/11/2020	28000/BLUEBELL	9/54 Bluebell Street O'Conner	940.00
	11/11/2020	28000/BLUEBELL	9/54 Bluebell Street O'Conner	1,060.00
	16/11/2020	28000/BLUEBELL	9/54 Bluebell Street O'Conner	940.00
	25/11/2020	28000/BLUEBELL	9/54 Bluebell Street O'Conner	1,060.00
	30/11/2020	28000/SHYBHERVEY	661 Charlton Esplanade, Hervey Bay	1,373.48
	30/11/2020	28000/SHYBHERVEY	661 Charlton Esplanade, Hervey Bay	1,440.66
	30/11/2020	28000/BLUEBELL	9/54 Bluebell Street O'Conner	940.00
	08/12/2020	28000/BLUEBELL	9/54 Bluebell Street O'Conner	1,060.00
	15/12/2020	28000/BLUEBELL	9/54 Bluebell Street O'Conner	940.00
	21/12/2020	28000/BLUEBELL	9/54 Bluebell Street O'Conner	1,060.00
	29/12/2020	28000/BLUEBELL	9/54 Bluebell Street O'Conner	940.00
	31/12/2020	28000/SHYBHERVEY	661 Charlton Esplanade, Hervey Bay	2,062.42
	31/12/2020	28000/SHYBHERVEY	661 Charlton Esplanade, Hervey Bay	1,151.65
	04/01/2021	28000/BLUEBELL	9/54 Bluebell Street O'Conner	1,060.00
	12/01/2021	28000/BLUEBELL	9/54 Bluebell Street O'Conner	940.00
	20/01/2021	28000/BLUEBELL	9/54 Bluebell Street O'Conner	1,060.00
	25/01/2021	28000/BLUEBELL	9/54 Bluebell Street O'Conner	940.00
	29/01/2021	28000/SHYBHERVEY	661 Charlton Esplanade, Hervey Bay	702.67

Elliott Family Super Fund

Tax Reconciliation Report

For the year ended 30 June 2021

Tax Return Label	Date	Account Code	Account Name	Amount \$
B - Income - Gross rent and other leasing and hiring income				
	29/01/2021	28000/SHYBHERVEY	661 Charlton Esplanade, Hervey Bay	1,151.65
	02/02/2021	28000/BLUEBELL	9/54 Bluebell Street O'Conner	1,060.00
	08/02/2021	28000/BLUEBELL	9/54 Bluebell Street O'Conner	950.00
	16/02/2021	28000/BLUEBELL	9/54 Bluebell Street O'Conner	1,060.00
	22/02/2021	28000/BLUEBELL	9/54 Bluebell Street O'Conner	950.00
	26/02/2021	28000/SHYBHERVEY	661 Charlton Esplanade, Hervey Bay	1,096.65
	26/02/2021	28000/SHYBHERVEY	661 Charlton Esplanade, Hervey Bay	2,041.81
	01/03/2021	28000/BLUEBELL	9/54 Bluebell Street O'Conner	1,060.00
	09/03/2021	28000/BLUEBELL	9/54 Bluebell Street O'Conner	950.00
	16/03/2021	28000/BLUEBELL	9/54 Bluebell Street O'Conner	1,060.00
	22/03/2021	28000/BLUEBELL	9/54 Bluebell Street O'Conner	950.00
	31/03/2021	28000/SHYBHERVEY	661 Charlton Esplanade, Hervey Bay	1,409.74
	31/03/2021	28000/SHYBHERVEY	661 Charlton Esplanade, Hervey Bay	1,440.66
	31/03/2021	28000/BLUEBELL	9/54 Bluebell Street O'Conner	1,060.00
	07/04/2021	28000/BLUEBELL	9/54 Bluebell Street O'Conner	950.00
	12/04/2021	28000/BLUEBELL	9/54 Bluebell Street O'Conner	1,060.00
	22/04/2021	28000/BLUEBELL	9/54 Bluebell Street O'Conner	990.00
	26/04/2021	28000/BLUEBELL	9/54 Bluebell Street O'Conner	960.00
	29/04/2021	28000/BLUEBELL	9/54 Bluebell Street O'Conner	990.00
	30/04/2021	28000/SHYBHERVEY	661 Charlton Esplanade, Hervey Bay	1,170.00
	30/04/2021	28000/SHYBHERVEY	661 Charlton Esplanade, Hervey Bay	1,409.74
	10/05/2021	28000/BLUEBELL	9/54 Bluebell Street O'Conner	960.00
	17/05/2021	28000/BLUEBELL	9/54 Bluebell Street O'Conner	742.50
	24/05/2021	28000/BLUEBELL	9/54 Bluebell Street O'Conner	960.00
	31/05/2021	28000/SHYBHERVEY	661 Charlton Esplanade, Hervey Bay	1,409.74
	31/05/2021	28000/SHYBHERVEY	661 Charlton Esplanade, Hervey Bay	1,486.54
	08/06/2021	28000/BLUEBELL	9/54 Bluebell Street O'Conner	960.00
	10/06/2021	28000/BLUEBELL	9/54 Bluebell Street O'Conner	990.00
	22/06/2021	28000/BLUEBELL	9/54 Bluebell Street O'Conner	960.00
	24/06/2021	28000/BLUEBELL	9/54 Bluebell Street O'Conner	990.00
	30/06/2021	28000/SHYBHERVEY	661 Charlton Esplanade, Hervey Bay	1,188.35
	30/06/2021	28000/SHYBHERVEY	661 Charlton Esplanade, Hervey Bay	1,409.74
	30/06/2021	28000/SHYBHERVEY	661 Charlton Esplanade, Hervey Bay	1,962.27
	30/06/2021	28000/SHYBHERVEY	661 Charlton Esplanade, Hervey Bay	(14,871.77)
	30/06/2021	28000/SHYBTAVISTOCK	1 Tavistock Palms 13 Tavistock Street Torquay	14,871.77
	30/06/2021	28000/SHYBTAVISTOCK	1 Tavistock Palms 13 Tavistock Street Torquay	1,618.23
Sub-Total				86,722.50
Ignore Cents				0.50
Total				86,722.00
C - Income - Gross interest				
	01/07/2020	25000/ANZ909756205	ANZ V2 Plus 9097-56205	1.71
	27/07/2020	25000/ANZ976066108	ANZ Term Deposit 976066108	3,309.04

Elliott Family Super Fund
Tax Reconciliation Report

For the year ended 30 June 2021

Tax Return Label	Date	Account Code	Account Name	Amount \$
C - Income - Gross interest				
	31/07/2020	25000/ANZ300876274	ANZ Business Premium Saver 3008-76274	12.40
	31/08/2020	25000/ANZ300876274	ANZ Business Premium Saver 3008-76274	12.50
	30/09/2020	25000/ANZ300876274	ANZ Business Premium Saver 3008-76274	12.10
	01/10/2020	25000/ANZ909756205	ANZ V2 Plus 9097-56205	3.42
	30/10/2020	25000/ANZ300876274	ANZ Business Premium Saver 3008-76274	12.11
	30/11/2020	25000/ANZ300876274	ANZ Business Premium Saver 3008-76274	12.50
	31/12/2020	25000/ANZ300876274	ANZ Business Premium Saver 3008-76274	12.51
	31/12/2020	25000/ANZ453231207	ANZ Business Online Saver 4532-31207	2.60
	01/01/2021	25000/ANZ909756205	ANZ V2 Plus 9097-56205	3.31
	29/01/2021	25000/ANZ300876274	ANZ Business Premium Saver 3008-76274	11.70
	29/01/2021	25000/ANZ453231207	ANZ Business Online Saver 4532-31207	3.98
	26/02/2021	25000/ANZ300876274	ANZ Business Premium Saver 3008-76274	11.30
	26/02/2021	25000/ANZ453231207	ANZ Business Online Saver 4532-31207	3.84
	31/03/2021	25000/ANZ300876274	ANZ Business Premium Saver 3008-76274	13.32
	31/03/2021	25000/ANZ453231207	ANZ Business Online Saver 4532-31207	4.53
	01/04/2021	25000/ANZ909756205	ANZ V2 Plus 9097-56205	2.23
	30/04/2021	25000/ANZ300876274	ANZ Business Premium Saver 3008-76274	12.10
	30/04/2021	25000/ANZ453231207	ANZ Business Online Saver 4532-31207	4.11
	31/05/2021	25000/ANZ300876274	ANZ Business Premium Saver 3008-76274	12.51
	31/05/2021	25000/ANZ453231207	ANZ Business Online Saver 4532-31207	5.76
	30/06/2021	25000/ANZ453231207	ANZ Business Online Saver 4532-31207	8.23
	30/06/2021	25000/ANZNBF1010634012	Bell Potter Direct Cash Account	26.67
	30/06/2021	25000/ANZ300876274	ANZ Business Premium Saver 3008-76274	12.11
Sub-Total				3,526.59
Ignore Cents				0.59
Total				3,526.00
D1 - Income - Gross foreign income				
	24/09/2020	23900/RMD.AX	Resmed Inc	54.23
	17/12/2020	23900/RMD.AX	Resmed Inc	53.93
	18/03/2021	23900/RMD.AX	Resmed Inc	50.29
	17/06/2021	23900/RMD.AX	Resmed Inc	50.46
Sub-Total				208.91
Ignore Cents				0.91
Total				208.00

Elliott Family Super Fund

Tax Reconciliation Report

For the year ended 30 June 2021

Tax Return Label	Date	Account Code	Account Name	Amount \$
D - Income - Net foreign income				
	24/09/2020	23900/RMD.AX	Resmed Inc	54.23
	17/12/2020	23900/RMD.AX	Resmed Inc	53.93
	18/03/2021	23900/RMD.AX	Resmed Inc	50.29
	17/06/2021	23900/RMD.AX	Resmed Inc	50.46
Sub-Total				208.91
Ignore Cents				0.91
Total				208.00
J - Unfranked dividend amount				
	25/09/2020	23900/AGL.AXW	AGL Energy Limited.	153.00
	29/09/2020	23900/TGR.AX	Tassal Group Limited	202.50
	21/10/2020	23900/GNG.AX	Gr Engineering Services Limited	252.00
	17/12/2020	23900/AST.AX	Ausnet Services Limited	133.98
	30/03/2021	23900/TGR.AX	Tassal Group Limited	210.00
	21/04/2021	23900/AGL.AXW	AGL Energy Limited.	615.00
	24/06/2021	23900/AST.AX	Ausnet Services Limited	137.45
Sub-Total				1,703.93
Ignore Cents				0.93
Total				1,703.00
K - Franked dividend amount				
	03/07/2020	23900/NAB.AX	National Australia Bank Limited	210.00
	05/08/2020	23900/MTS.AX	Metcash Limited - Ordinary Fully Paid	145.93
	24/09/2020	23900/TLS.AX	Telstra Corporation Limited.	568.00
	25/09/2020	23900/AGL.AXW	AGL Energy Limited.	612.00
	29/09/2020	23900/TGR.AX	Tassal Group Limited	67.50
	30/09/2020	23900/BFG.AX	Bell Financial Group Limited	480.00
	15/10/2020	23900/HLS.AX	Healius Limited	156.00
	10/12/2020	23900/NAB.AX	National Australia Bank Limited	268.50
	17/12/2020	23900/AST.AX	Ausnet Services Limited	89.32
	18/12/2020	23900/WBC.AX	Westpac Banking Corporation	795.77
	29/01/2021	23900/MTS.AX	Metcash Limited - Ordinary Fully Paid	179.60
	23/03/2021	23900/SGM.AX	Sims Metal Management Limited	108.00
	26/03/2021	23900/TLS.AX	Telstra Corporation Limited.	568.00
	31/03/2021	23900/BFG.AX	Bell Financial Group Limited	780.00
	01/04/2021	23900/GNG.AX	Gr Engineering Services Limited	315.00
	07/04/2021	23900/WPP.AX	WPP Aunz Ltd	770.00
	15/04/2021	23900/HLS.AX	Healius Limited	390.00
	22/04/2021	23900/WES.AX	Wesfarmers Limited	704.00
	22/04/2021	23900/WES.AX	Wesfarmers Limited	760.00
	07/05/2021	23900/WPP.AX	WPP Aunz Ltd	2,730.00
	24/06/2021	23900/AST.AX	Ausnet Services Limited	91.64
	25/06/2021	23900/WBC.AX	Westpac Banking Corporation	1,512.64

Elliott Family Super Fund

Tax Reconciliation Report

For the year ended 30 June 2021

Tax Return Label	Date	Account Code	Account Name	Amount \$
K - Franked dividend amount				
Sub-Total				12,301.90
Ignore Cents				0.90
Total				12,301.00
L - Income - Dividend franking credit				
	03/07/2020	23900/NAB.AX	National Australia Bank Limited	90.00
	05/08/2020	23900/MTS.AX	Metcash Limited - Ordinary Fully Paid	62.54
	24/09/2020	23900/TLS.AX	Telstra Corporation Limited.	243.43
	25/09/2020	23900/AGL.AXW	AGL Energy Limited.	262.29
	29/09/2020	23900/TGR.AX	Tassal Group Limited	28.93
	30/09/2020	23900/BFG.AX	Bell Financial Group Limited	205.71
	15/10/2020	23900/HLS.AX	Healius Limited	66.86
	10/12/2020	23900/NAB.AX	National Australia Bank Limited	115.07
	17/12/2020	23900/AST.AX	Ausnet Services Limited	38.28
	18/12/2020	23900/WBC.AX	Westpac Banking Corporation	341.04
	29/01/2021	23900/MTS.AX	Metcash Limited - Ordinary Fully Paid	76.97
	23/03/2021	23900/SGM.AX	Sims Metal Management Limited	46.29
	26/03/2021	23900/TLS.AX	Telstra Corporation Limited.	243.43
	31/03/2021	23900/BFG.AX	Bell Financial Group Limited	334.29
	01/04/2021	23900/GNG.AX	Gr Engineering Services Limited	135.00
	07/04/2021	23900/WPP.AX	WPP Aunz Ltd	330.00
	15/04/2021	23900/HLS.AX	Healius Limited	167.14
	22/04/2021	23900/WES.AX	Wesfarmers Limited	301.71
	22/04/2021	23900/WES.AX	Wesfarmers Limited	325.71
	07/05/2021	23900/WPP.AX	WPP Aunz Ltd	1,170.00
	24/06/2021	23900/AST.AX	Ausnet Services Limited	39.27
	25/06/2021	23900/WBC.AX	Westpac Banking Corporation	648.27
Sub-Total				5,272.23
Ignore Cents				0.23
Total				5,272.00
M - Gross trust distributions				
	30/06/2021	23800/TCL.AX1	Transurban Group - Ordinary Shares/Units Fully Paid Triple Staple...	803.48
	30/06/2021	23800/VCX.AX	Vicinity Centres - Ordinary/Units Fully Paid Stapled Securities	207.13
Sub-Total				1,010.61
Ignore Cents				0.61
Total				1,010.00
R2 - Assessable personal contributions				
	10/12/2020	24200/ELLHON00001A	(Contributions) Elliott, Hong Nhung - Accumulation (Accumulation)	5,000.00
	17/12/2020	24200/ELLHON00001A	(Contributions) Elliott, Hong Nhung - Accumulation (Accumulation)	20,000.00
	12/02/2021	24200/ELLKIM00001A	(Contributions) Elliott, Kim James Cleaver - Accumulation (Accumu...	10,000.00

Elliott Family Super Fund

Tax Reconciliation Report

For the year ended 30 June 2021

Tax Return Label	Date	Account Code	Account Name	Amount \$
R2 - Assessable personal contributions				
	12/02/2021	24200/ELLSAM00001A	(Contributions) Elliott, Samuel John Alexander - Accumulation (Ac...	10,000.00
	14/04/2021	24200/ELLCLE00001A	(Contributions) Elliott, Cleaver John - Accumulation (Accumulatio...	25,000.00
Sub-Total				70,000.00
Ignore Cents				0.00
Total				70,000.00
R - Assessable contributions (R1 plus R2 plus R3 less R6)				
			Assessable personal contributions	70,000.00
Sub-Total				70,000.00
Ignore Cents				0.00
Total				70,000.00
W - GROSS INCOME (Sum of labels A to U)				
				180,742.00
Sub-Total				180,742.00
Ignore Cents				0.00
Total				180,742.00
V - TOTAL ASSESSABLE INCOME (W less Y)				
				180,742.00
Sub-Total				180,742.00
Ignore Cents				0.00
Total				180,742.00
D1 - Expenses - Capital works expenditure				
		SHYBTAVISTOCK	1 Tavistock Palms 13 Tavistock Street Torquay	5,080.00
		BLUEBELL	9/54 Bluebell Street O'Conner	8,323.00
		SHYBHERVEY	661 Charlton Esplanade, Hervey Bay	1,182.00
Sub-Total				14,585.00
Ignore Cents				0.00
Total				14,585.00
E1 - Expenses - Decline in value of depreciating assets				
	30/06/2021	33400/SHSAELICOMPUT	Other Asset - New Computer ER1	47.44
	30/06/2021	33400/SHSFELFDSWSH	Dishwasher	149.88
	30/06/2021	33400/ELLFY001_LOWVA	Low value Pool LUEPOO	151.50
	30/06/2021	33400/ELLFY001_AIRCON	Air Conditioning - ACT DITIO	505.50
	30/06/2021	33400/SHYBTAVISTOCK	1 Tavistock Palms 13 Tavistock Street Torquay	2,098.71
	30/06/2021	33400/BLUEBELL	9/54 Bluebell Street O'Conner	249.76
Sub-Total				3,202.79
Ignore Cents				0.79
Total				3,202.00

Elliott Family Super Fund

Tax Reconciliation Report

For the year ended 30 June 2021

Tax Return Label	Date	Account Code	Account Name	Amount \$
H1 - Expenses - SMSF auditor fee				
	18/05/2021	30700	Auditor's Remuneration	450.00
Sub-Total				450.00
Ignore Cents				0.00
Total				450.00
I1 - Expenses - Investment expenses				
	11/09/2020	41960/BLUEBELL	9/54 Bluebell Street O'Conner	531.19
	04/01/2021	41960/BLUEBELL	9/54 Bluebell Street O'Conner	532.09
	01/03/2021	41960/BLUEBELL	9/54 Bluebell Street O'Conner	535.57
	17/05/2021	41960/BLUEBELL	9/54 Bluebell Street O'Conner	532.00
	08/03/2021	41980/BLUEBELL	9/54 Bluebell Street O'Conner	355.75
	11/09/2020	42020/BLUEBELL	9/54 Bluebell Street O'Conner	698.53
	04/01/2021	42020/BLUEBELL	9/54 Bluebell Street O'Conner	698.53
	01/03/2021	42020/BLUEBELL	9/54 Bluebell Street O'Conner	688.16
	17/05/2021	42020/BLUEBELL	9/54 Bluebell Street O'Conner	690.94
	03/07/2020	42060/BLUEBELL	9/54 Bluebell Street O'Conner	19.28
	03/07/2020	42060/BLUEBELL	9/54 Bluebell Street O'Conner	56.82
	14/07/2020	42060/BLUEBELL	9/54 Bluebell Street O'Conner	18.21
	22/07/2020	42060/BLUEBELL	9/54 Bluebell Street O'Conner	65.83
	17/09/2020	42060/BLUEBELL	9/54 Bluebell Street O'Conner	7.12
	17/09/2020	42060/BLUEBELL	9/54 Bluebell Street O'Conner	166.56
	29/09/2020	42060/BLUEBELL	9/54 Bluebell Street O'Conner	201.46
	29/09/2020	42060/BLUEBELL	9/54 Bluebell Street O'Conner	38.55
	02/10/2020	42060/BLUEBELL	9/54 Bluebell Street O'Conner	105.78
	12/10/2020	42060/BLUEBELL	9/54 Bluebell Street O'Conner	31.83
	12/10/2020	42060/BLUEBELL	9/54 Bluebell Street O'Conner	226.97
	02/11/2020	42060/BLUEBELL	9/54 Bluebell Street O'Conner	13.81
	04/11/2020	42060/BLUEBELL	9/54 Bluebell Street O'Conner	(32.97)
	11/11/2020	42060/BLUEBELL	9/54 Bluebell Street O'Conner	120.00
	12/11/2020	42060/BLUEBELL	9/54 Bluebell Street O'Conner	30.00
	07/12/2020	42060/BLUEBELL	9/54 Bluebell Street O'Conner	175.00
	07/12/2020	42060/BLUEBELL	9/54 Bluebell Street O'Conner	14.90
	08/12/2020	42060/BLUEBELL	9/54 Bluebell Street O'Conner	57.95
	11/01/2021	42060/BLUEBELL	9/54 Bluebell Street O'Conner	17.35
	26/02/2021	42060/BLUEBELL	9/54 Bluebell Street O'Conner	28.65
	01/03/2021	42060/BLUEBELL	9/54 Bluebell Street O'Conner	8.85
	18/03/2021	42060/BLUEBELL	9/54 Bluebell Street O'Conner	178.60
	19/04/2021	42060/BLUEBELL	9/54 Bluebell Street O'Conner	29.46
	20/04/2021	42060/BLUEBELL	9/54 Bluebell Street O'Conner	2.33
	20/04/2021	42060/BLUEBELL	9/54 Bluebell Street O'Conner	65.41
	21/04/2021	42060/BLUEBELL	9/54 Bluebell Street O'Conner	60.36
	21/04/2021	42060/BLUEBELL	9/54 Bluebell Street O'Conner	(56.05)
	22/04/2021	42060/BLUEBELL	9/54 Bluebell Street O'Conner	58.85
	22/04/2021	42060/BLUEBELL	9/54 Bluebell Street O'Conner	42.35

Elliott Family Super Fund

Tax Reconciliation Report

For the year ended 30 June 2021

Tax Return Label	Date	Account Code	Account Name	Amount \$
I1 - Expenses - Investment expenses				
	29/04/2021	42060/BLUEBELL	9/54 Bluebell Street O'Conner	46.31
	11/05/2021	42060/BLUEBELL	9/54 Bluebell Street O'Conner	87.53
	12/05/2021	42060/BLUEBELL	9/54 Bluebell Street O'Conner	1.19
	24/05/2021	42060/BLUEBELL	9/54 Bluebell Street O'Conner	10.16
	31/05/2021	42060/BLUEBELL	9/54 Bluebell Street O'Conner	25.02
	30/09/2020	42100/BLUEBELL	9/54 Bluebell Street O'Conner	1,340.52
	17/12/2020	42100/BLUEBELL	9/54 Bluebell Street O'Conner	3,571.44
	01/03/2021	42100/BLUEBELL	9/54 Bluebell Street O'Conner	1,785.72
	31/05/2021	42100/BLUEBELL	9/54 Bluebell Street O'Conner	1,785.72
	11/09/2020	42150/BLUEBELL	9/54 Bluebell Street O'Conner	166.85
	05/11/2020	42150/BLUEBELL	9/54 Bluebell Street O'Conner	166.85
	01/03/2021	42150/BLUEBELL	9/54 Bluebell Street O'Conner	166.85
	18/05/2021	42150/BLUEBELL	9/54 Bluebell Street O'Conner	166.79
	30/06/2021	41930/SHYBHERVEY	661 Charlton Esplanade, Hervey Bay	1,834.47
	11/09/2020	41960/SHYBHERVEY	661 Charlton Esplanade, Hervey Bay	1,418.22
	04/01/2021	41960/SHYBHERVEY	661 Charlton Esplanade, Hervey Bay	1,445.55
	22/03/2021	41960/SHYBHERVEY	661 Charlton Esplanade, Hervey Bay	1,469.47
	02/03/2021	41980/SHYBHERVEY	661 Charlton Esplanade, Hervey Bay	1,716.44
	30/06/2021	42060/SHYBHERVEY	661 Charlton Esplanade, Hervey Bay	75.00
	30/06/2021	41930/SHYBTAVISTOCK	1 Tavistock Palms 13 Tavistock Street Torquay	1,360.43
	11/09/2020	41960/SHYBTAVISTOCK	1 Tavistock Palms 13 Tavistock Street Torquay	1,158.48
	04/01/2021	41960/SHYBTAVISTOCK	1 Tavistock Palms 13 Tavistock Street Torquay	1,163.30
	22/03/2021	41960/SHYBTAVISTOCK	1 Tavistock Palms 13 Tavistock Street Torquay	1,149.33
	08/03/2021	41980/SHYBTAVISTOCK	1 Tavistock Palms 13 Tavistock Street Torquay	497.81
	30/06/2021	42060/SHYBTAVISTOCK	1 Tavistock Palms 13 Tavistock Street Torquay	205.00
	30/06/2021	42090/SHYBTAVISTOCK	1 Tavistock Palms 13 Tavistock Street Torquay	52.80
	22/03/2021	42100/SHYBTAVISTOCK	1 Tavistock Palms 13 Tavistock Street Torquay	1,340.48
Sub-Total				31,223.75
Ignore Cents				0.75
Total				31,223.00
J1 - Expenses - Management and administration expenses				
	20/07/2020	41800	Postage, Printing and Stationery	3.20
	05/08/2020	30100	Accountancy Fees	715.00
	24/02/2021	41800	Postage, Printing and Stationery	(39.88)
	21/04/2021	41800	Postage, Printing and Stationery	6.00
	21/04/2021	31500	Bank Charges	25.00
	21/04/2021	31500	Bank Charges	25.00
	30/04/2021	31500	Bank Charges	1.50
	18/05/2021	30100	Accountancy Fees	85.00

Elliott Family Super Fund

Tax Reconciliation Report

For the year ended 30 June 2021

Tax Return Label	Date	Account Code	Account Name	Amount \$
J1 - Expenses - Management and administration expenses				
	31/05/2021	30200	Administration Costs	88.00
	30/06/2021	31500	Bank Charges	100.00
	30/06/2021	41800	Postage, Printing and Stationery	52.80
	11/09/2020	30400	ATO Supervisory Levy	259.00
Sub-Total				1,320.62
Ignore Cents				0.62
Total				1,320.00
N - TOTAL DEDUCTIONS				
				50,780.00
Sub-Total				50,780.00
Ignore Cents				0.00
Total				50,780.00
O - TAXABLE INCOME OR LOSS				
				129,962.00
Sub-Total				129,962.00
Ignore Cents				0.00
Total				129,962.00
Z - TOTAL SMSF EXPENSES				
				50,780.00
Sub-Total				50,780.00
Ignore Cents				0.00
Total				50,780.00
A - Taxable income				
				129,962.00
Sub-Total				129,962.00
Ignore Cents				0.00
Total				129,962.00
T1 - Tax on taxable income				
				19,494.30
Sub-Total				19,494.30
Ignore Cents				0.00
Total				19,494.30
B - Gross Tax				
				19,494.30
Sub-Total				19,494.30
Ignore Cents				0.00
Total				19,494.30
C1 - Foreign income tax offset				
	24/09/2020	23900/RMD.AX	Resmed Inc	16.27
	17/12/2020	23900/RMD.AX	Resmed Inc	16.18

Elliott Family Super Fund

Tax Reconciliation Report

For the year ended 30 June 2021

Tax Return Label	Date	Account Code	Account Name	Amount \$
C1 - Foreign income tax offset				
	18/03/2021	23900/RMD.AX	Resmed Inc	15.09
	17/06/2021	23900/RMD.AX	Resmed Inc	15.14
Sub-Total				62.68
Ignore Cents				0.00
Total				62.68
C - Non-refundable non-carry forward tax offsets				
				62.68
Sub-Total				62.68
Ignore Cents				0.00
Total				62.68
T2 - SUBTOTAL				
				19,431.62
Sub-Total				19,431.62
Ignore Cents				0.00
Total				19,431.62
T3 - SUBTOTAL 2				
				19,431.62
Sub-Total				19,431.62
Ignore Cents				0.00
Total				19,431.62
E1 - Complying fund's franking credits tax offset				
	03/07/2020	23900/NAB.AX	National Australia Bank Limited	90.00
	05/08/2020	23900/MTS.AX	Metcash Limited - Ordinary Fully Paid	62.54
	24/09/2020	23900/TLS.AX	Telstra Corporation Limited.	243.43
	25/09/2020	23900/AGL.AXW	AGL Energy Limited.	262.29
	29/09/2020	23900/TGR.AX	Tassal Group Limited	28.93
	30/09/2020	23900/BFG.AX	Bell Financial Group Limited	205.71
	15/10/2020	23900/HLS.AX	Healius Limited	66.86
	10/12/2020	23900/NAB.AX	National Australia Bank Limited	115.07
	17/12/2020	23900/AST.AX	Ausnet Services Limited	38.28
	18/12/2020	23900/WBC.AX	Westpac Banking Corporation	341.04
	29/01/2021	23900/MTS.AX	Metcash Limited - Ordinary Fully Paid	76.97
	23/03/2021	23900/SGM.AX	Sims Metal Management Limited	46.29
	26/03/2021	23900/TLS.AX	Telstra Corporation Limited.	243.43
	31/03/2021	23900/BFG.AX	Bell Financial Group Limited	334.29
	01/04/2021	23900/GNG.AX	Gr Engineering Services Limited	135.00
	07/04/2021	23900/WPP.AX	WPP Aunz Ltd	330.00
	15/04/2021	23900/HLS.AX	Healius Limited	167.14
	22/04/2021	23900/WES.AX	Wesfarmers Limited	301.71
	22/04/2021	23900/WES.AX	Wesfarmers Limited	325.71
	07/05/2021	23900/WPP.AX	WPP Aunz Ltd	1,170.00

Elliott Family Super Fund

Tax Reconciliation Report

For the year ended 30 June 2021

Tax Return Label	Date	Account Code	Account Name	Amount \$
E1 - Complying fund's franking credits tax offset				
	24/06/2021	23900/AST.AX	Ausnet Services Limited	39.27
	25/06/2021	23900/WBC.AX	Westpac Banking Corporation	648.27
	30/06/2021	23800/TCL.AX1	Transurban Group - Ordinary Shares/Units Fully Paid Triple Staple...	3.95
Sub-Total				5,276.18
Ignore Cents				0.00
Total				5,276.18
E - Refundable tax offsets				
				5,276.18
Sub-Total				5,276.18
Ignore Cents				0.00
Total				5,276.18
T5 - TAX PAYABLE				
				14,155.44
Sub-Total				14,155.44
Ignore Cents				0.00
Total				14,155.44
H3 - Credit for tax withheld – where ABN or TFN not quoted (non-individual)				
	25/09/2020	23900/AGL.AXW	AGL Energy Limited.	71.00
	21/04/2021	23900/AGL.AXW	AGL Energy Limited.	289.00
Sub-Total				360.00
Ignore Cents				0.00
Total				360.00
H - Eligible credits				
				360.00
Sub-Total				360.00
Ignore Cents				0.00
Total				360.00
K - PAYG instalments raised				
	05/11/2020	85000	Income Tax Payable/Refundable	3,048.00
	02/03/2021	85000	Income Tax Payable/Refundable	3,048.00
	18/05/2021	85000	Income Tax Payable/Refundable	3,048.00
	30/06/2021	85000	Income Tax Payable/Refundable	3,048.00
Sub-Total				12,192.00
Ignore Cents				0.00
Total				12,192.00
L - Supervisory levy				
				259.00

Elliott Family Super Fund

Tax Reconciliation Report

For the year ended 30 June 2021

Tax Return Label	Date	Account Code	Account Name	Amount \$
L - Supervisory levy				
Sub-Total				259.00
Ignore Cents				0.00
Total				259.00
S - AMOUNT DUE OR REFUNDABLE				
				1,862.44
Sub-Total				1,862.44
Ignore Cents				0.00
Total				1,862.44



Australian Government
Australian Taxation Office

Agent SUPERHELP AUSTRALIA PTY LTD
Client ELLIOTT FAMILY SUPER FUND
ABN 12 966 002 030
TFN 880 656 576

Income tax 551

Date generated	14/06/2022
Overdue	\$0.00
Not yet due	\$0.00
Balance	\$0.00

Transactions

8 results found - from **14 June 2020** to **14 June 2022** sorted by **processed date** ordered **newest to oldest**

Processed date	Effective date	Description	Debit (DR)	Credit (CR)	Balance
23 Aug 2021	23 Aug 2021	General interest charge			\$0.00
23 Aug 2021	20 Aug 2021	Payment received		\$7,000.80	\$0.00
23 Aug 2021	1 Jul 2021	General interest charge			\$7,000.80 DR
11 Aug 2021	15 Jun 2021	Tax return Self Man Superfund - Income Tax for the period from 01 Jul 19 to 30 Jun 20	\$7,000.80		\$7,000.80 DR
14 Sep 2020	14 Sep 2020	General interest charge			\$0.00
14 Sep 2020	11 Sep 2020	Payment received		\$2,796.19	\$0.00
14 Sep 2020	1 Jul 2020	General interest charge			\$2,796.19 DR
7 Aug 2020	30 Jun 2020	Tax return Self Man Superfund - Income Tax for the period from 01 Jul 18 to 30 Jun 19	\$2,796.19		\$2,796.19 DR

86000 - PAYG Payable

2021 Financial Year

Preparer Shelley Lian

Reviewer Steven Lee

Status Completed

Account Code	Description	CY Balance	LY Balance	Change
86000	PAYG Payable	(\$3,048.00)	(\$2,934.00)	3.89%
TOTAL		CY Balance	LY Balance	
		(\$3,048.00)	(\$2,934.00)	

Supporting Documents

- ATO_Integrated.pdf
- ATO_PAYG.pdf

Standard Checklist

- Attach copy of PAYG Payment Summary
- Confirm Transactions in ATO Portal



Australian Government
Australian Taxation Office

Agent SUPERHELP AUSTRALIA PTY LTD
Client ELLIOTT FAMILY SUPER FUND
ABN 12 966 002 030
TFN 880 656 576

Activity statement 001

Date generated	14/06/2022
Overdue	\$0.00
Not yet due	\$0.00
Balance	\$0.00

Transactions

27 results found - from **14 June 2020** to **14 June 2022** sorted by **processed date** ordered **newest to oldest**

Processed date	Effective date	Description	Debit (DR)	Credit (CR)	Balance
2 May 2022	2 May 2022	General interest charge			\$0.00
1 May 2022	28 Apr 2022	Original Activity Statement for the period ending 31 Mar 22 - PAYG Instalments	\$4,359.00		\$0.00
27 Apr 2022	26 Apr 2022	Payment received		\$4,359.00	\$4,359.00 CR
8 Mar 2022	8 Mar 2022	General interest charge			\$0.00
7 Mar 2022	28 Feb 2022	Original Activity Statement for the period ending 31 Dec 21 - PAYG Instalments	\$4,359.00		\$0.00
4 Mar 2022	3 Mar 2022	Payment received		\$4,359.00	\$4,359.00 CR
31 Oct 2021	31 Oct 2021	General interest charge			\$0.00
31 Oct 2021	28 Oct 2021	Original Activity Statement for the period ending 30 Sep 21 - PAYG Instalments	\$4,359.00		\$0.00

Processed date	Effective date	Description	Debit (DR)	Credit (CR)	Balance
15 Oct 2021	14 Oct 2021	Payment received		\$4,359.00	\$4,359.00 CR
1 Aug 2021	1 Aug 2021	General interest charge			\$0.00
1 Aug 2021	28 Jul 2021	Original Activity Statement for the period ending 30 Jun 21 - PAYG Instalments	\$3,048.00		\$0.00
26 Jul 2021	23 Jul 2021	Payment received		\$3,048.00	\$3,048.00 CR
19 May 2021	19 May 2021	General interest charge			\$0.00
19 May 2021	18 May 2021	Payment received		\$3,048.00	\$0.00
3 May 2021	3 May 2021	General interest charge			\$3,048.00 DR
2 May 2021	28 Apr 2021	Original Activity Statement for the period ending 31 Mar 21 - PAYG Instalments	\$3,048.00		\$3,048.00 DR
7 Mar 2021	2 Mar 2021	Original Activity Statement for the period ending 31 Dec 20 - PAYG Instalments	\$3,048.00		\$0.00
3 Mar 2021	2 Mar 2021	Payment received		\$3,048.00	\$3,048.00 CR
6 Nov 2020	6 Nov 2020	General interest charge			\$0.00
6 Nov 2020	5 Nov 2020	Payment received		\$3,048.00	\$0.00
2 Nov 2020	30 Oct 2020	General interest charge			\$3,048.00 DR
1 Nov 2020	28 Oct 2020	Original Activity Statement for the period ending 30 Sep 20 - PAYG Instalments	\$3,048.00		\$3,048.00 DR
30 Oct 2020	30 Oct 2020	General interest charge			\$0.00

Processed date	Effective date	Description	Debit (DR)	Credit (CR)	Balance
30 Oct 2020	29 Oct 2020	Payment received		\$2,934.00	\$0.00
3 Aug 2020	3 Aug 2020	General interest charge			\$2,934.00 DR
2 Aug 2020	28 Jul 2020	Original Activity Statement for the period ending 30 Jun 20 - PAYG Instalments	\$2,674.00		\$2,934.00 DR
1 Jul 2020	1 Jul 2020	General interest charge			\$260.00 DR



Australian Government
Australian Taxation Office

PAYG Instalments report 2021

Tax Agent 72357001
Last Updated 11/06/2022

TFN	Client Name	Quarter 1 (\$)	Quarter 2 (\$)	Quarter 3 (\$)	Quarter 4 (\$)	Total Instalment (\$)
880656576	ELLIOTT FAMILY SUPER FUND	3,048.00	3,048.00	3,048.00	3,048.00	12,192.00

Total No of Clients: 1

88000 - Sundry Creditors

2021 Financial Year

Preparer Shelley Lian

Reviewer Steven Lee

Status Ready for Review

Account Code	Description	CY Balance	LY Balance	Change
88000	Sundry Creditors			0%
TOTAL		CY Balance	LY Balance	

Supporting Documents

- General Ledger [Report](#)

Standard Checklist

- Attach all source documentation and confirmations of Liability

Elliott Family Super Fund

General Ledger

As at 30 June 2021

Transaction Date	Description	Units	Debit	Credit	Balance \$
Sundry Creditors (88000)					
<u>Sundry Creditors (88000)</u>					
05/08/2020	2019 SH Fees paid by the member personally			715.00	715.00 CR
10/09/2020	WITHDRAWAL ANZ INTERNET BANKING PAYMENT 283578		715.00		0.00 DR
			715.00	715.00	0.00 DR

Total Debits: 715.00

Total Credits: 715.00

89000 - Deferred Tax Liability/Asset

2021 Financial Year

Preparer Shelley Lian

Reviewer Steven Lee

Status Ready for Review

Account Code	Description	CY Balance	LY Balance	Change
89000	Deferred Tax Liability/Asset	(\$72,769.39)	(\$18,943.14)	284.15%
TOTAL		CY Balance	LY Balance	
		(\$72,769.39)	(\$18,943.14)	

Supporting Documents

- Deferred Tax Reconciliation Report [Report](#)

Standard Checklist

- Attach all source documentation and confirmations of Liability
- Attach copy of Deferred Tax Reconciliation Report

Elliott Family Super Fund

Deferred Tax Reconciliation

For The Period 01 July 2020 - 30 June 2021

Investment Code	Investment Name	Revaluation/Tax Deferred	Permanent Difference (Non-Assessable)	Temporary Difference (Assessable)	Temporary Difference (Accumulation Portion)
Revaluations					
BLUEBELL	9/54 Bluebell Street O'Conner	(119,750.24)	(39,916.75)	(79,833.49)	(79,833.49)
HLS.AX	Healius Limited	9,480.00	3,160.00	6,320.00	6,320.00
TLS.AX	Telstra Corporation Limited.	4,473.00	1,491.00	2,982.00	2,982.00
TCL.AX1	Transurban Group	400.00	133.33	266.67	266.67
MYX.AX	Mayne Pharma Group Limited	(286.00)	(95.33)	(190.67)	(190.67)
NUF.AX	Nufarm Limited	1,225.00	408.33	816.67	816.67
SHYBHERVEY	661 Charlton Esplanade, Hervey Bay	355,000.00	118,333.33	236,666.67	236,666.67
RMD.AX	Resmed Inc	5,220.00	1,740.00	3,480.00	3,480.00
QAN.AX	Qantas Airways Limited	3,036.00	1,012.00	2,024.00	2,024.00
BFG.AX	Bell Financial Group Limited	7,380.00	2,460.00	4,920.00	4,920.00
AGL.AXW	AGL Energy Limited.	(13,275.00)	(4,425.00)	(8,850.00)	(8,850.00)
NAB.AX	National Australia Bank Limited	7,160.00	2,386.67	4,773.33	4,773.33
SHYBTAVISTOCK	1 Tavistock Palms 13 Tavistock Street Torquay	162,098.71	54,032.90	108,065.81	108,065.81
AST.AX	Ausnet Services Limited	371.69	123.90	247.79	247.79
SGM.AX	Sims Metal Management Limited	7,803.00	2,601.00	5,202.00	5,202.00
VCX.AX	Vicinity Centres	460.00	153.33	306.67	306.67
TGR.AX	Tassal Group Limited	390.00	130.00	260.00	260.00
WES.AX	Wesfarmers Limited	11,416.00	3,805.33	7,610.67	7,610.67
WPP.AX	WPP Aunz Ltd	4,477.39	1,492.46	2,984.93	2,984.93
GNG.AX	Gr Engineering Services Limited	4,914.00	1,638.00	3,276.00	3,276.00

Elliott Family Super Fund

Deferred Tax Reconciliation

For The Period 01 July 2020 - 30 June 2021

Investment Code	Investment Name	Revaluation/Tax Deferred	Permanent Difference (Non-Assessable)	Temporary Difference (Assessable)	Temporary Difference (Accumulation Portion)
MTS.AX	Metcash Limited - Ordinary Fully Paid	2,851.15	950.38	1,900.77	1,900.77
PGC.AX	Paragon Care Limited	1,235.48	411.83	823.65	823.65
EHE.AX	Estia Health Limited	3,740.00	1,246.67	2,493.33	2,493.33
LYC.AX	Lynas Rare Earths Limited	35,862.50	11,954.17	23,908.33	23,908.33
WBC.AX	Westpac Banking Corporation	20,423.40	6,807.80	13,615.60	13,615.60
		516,106.08	172,035.35	344,070.73	344,070.73
Tax Deferred Distributions					
BLUEBELL	9/54 Bluebell Street O'Conner	8,323.00	0.00	8,323.00	8,323.00
SHYBHERVEY	661 Charlton Esplanade, Hervey Bay	1,182.00	0.00	1,182.00	1,182.00
SHYBTAVISTOCK	1 Tavistock Palms 13 Tavistock Street Torquay	5,080.00	0.00	5,080.00	5,080.00
TCL.AX1	Transurban Group	108.27	0.00	108.27	108.27
TCL.AX1	Transurban Group	158.99	0.00	158.99	158.99
TCL.AX1	Transurban Group	232.98	0.00	232.98	232.98
TCL.AX1	Transurban Group	120.22	0.00	120.22	120.22
VCX.AX	Vicinity Centres	178.78	0.00	178.78	178.78
		15,384.24	0.00	15,384.24	15,384.24
Total		531,490.32	172,035.35	359,454.97	359,454.97
Deferred Tax Liability (Asset) Summary					
Opening Balance		18,943.14			
Current Year Transactions		53,918.25			

Total Capital Losses	(91.99)
Total Tax Losses	0.00
Deferred Tax WriteBacks/Adjustment	0.00
Capital Loss carried forward recouped	0.00
Tax Loss carried forward recouped	0.00
Closing Balance	<hr/> 72,769.39 <hr/>

A - Financial Statements

2021 Financial Year

Preparer Shelley Lian

Reviewer Steven Lee

Status Completed

Supporting Documents

No supporting documents

Standard Checklist

- Attach copy of Financial Statements
- Attach copy of SMSF Annual Return

B - Permanent Documents

2021 Financial Year

Preparer Shelley Lian

Reviewer Steven Lee

Status Completed

Supporting Documents

- Fund Summary Report Report

Standard Checklist

- Attach latest copy of ASIC annual company statement (if corporate trustee)
- Ensure latest copies of ATO Trustee Declarations and ATO confirmation that the fund is a regulated fund is attached
- Ensure latest copies of trustee consents, member consents and registers are attached
- Ensure latest copy of trust deed (including amendments) are attached
- Use [Australian Business Register](#) to ensure details are correct
- Use [Super Fund Lookup](#) to check the eligibility to receive rollovers and contributions

Elliott Family Super Fund

Fund Summary Report

As at 30 June 2021

Fund Details

Date Formed: 30/04/2008

Tax File Number: Provided

ABN: 12966002030

Period: 01/07/2020 - 30/06/2021

Fund Type: SMSF

GST Registered: No

Postal Address:

17 Burra Place

Braddon, Australian Capital Territory 2612

Physical Address:

17 Burra Place

Braddon, Australian Capital Territory 2612

Members

Number of Members: 4

Name	Age	Member Accounts	Pension Accounts	Tax File Number	Beneficiary Details
Elliott, Hong Nhung	66	1	0	Provided	Provided
Elliott, Cleaver John	66	1	0	Provided	Provided
Elliott, Kim James Cleaver	36	1	0	Provided	Not Provided
Elliott, Samuel John Alexander	31	1	0	Provided	Not Provided

Fund Relationships

Relationship Type	Contact
Accountant	Superhelp Australia Pty Ltd
Auditor	Pinnacle Super Pty Ltd
Fund Contact	Elliott, Hong Nhung
Tax Agent	Superhelp Australia Pty Ltd
Trustee	Elliott, Hong Nhung
Trustee	Elliott, Cleaver John
Trustee	Elliott, Kim James Cleaver
Trustee	Elliott, Samuel John Alexander

C - Other Documents

2021 Financial Year

Preparer Shelley Lian

Reviewer Steven Lee

Status Completed

Supporting Documents

- 20-21 Investment strategy.pdf

Standard Checklist

- Attach copy of any SOAs issued during the Financial Year
- Attach copy of Investment Strategy
- Attach signed Engagement Letter
- Attach signed Trustee Representation Letter
- Attach Trustee Minutes prepared during the year

Elliott Family Super Fund
Projected Investment Strategy

2020-21 SMSF file

Overview

The aim of this strategy is to provide the Members with an Income on retirement.

Investment Objectives

The Trustee(s) will at all times ensure the funds assets are invested in accordance with the trust deed and comply with the applicable legislative requirements.

The Trustee(s) will act prudently to maximise the rate of return, subject to acceptable risk parameters whilst maintaining an appropriate diversification across a broad range of assets whilst assessing the risks where it is determined the fund's portfolio lacks diversification and / or has elected to implement a sector bias.

Having considered the risk profile of the fund and the member's needs and circumstances, the trustee has adopted the following objectives for the investment of assets of the fund;

- to achieve an investment return (based on market values and net of tax and charges) that exceeds the CPI by at least 3% per annum when measured over a rolling 5 year period.
- to have a probability of zero or negative returns in any 12 Month period of less than one in five years; and
- have sufficient liquidity to meet liabilities as and when they fall due.
- to consider the need to hold a policy of insurance for one or more members of the fund.

Investment Strategy

The fund will invest in a portfolio of assets according to market conditions and within the ranges specified below:

Asset Allocation

The targeted asset allocation will be in the following ranges:

<u>Asset Class</u>	<u>Target Range</u>	<u>Benchmark</u>
Australian Shares	0 - 17 %	17 %
International Shares	0 - 0 %	0 %
Cash	0 - 27 %	27 %
Australian Fixed Interest	0 - 0 %	0 %
International Fixed Interest	0 - 0 %	0 %
Mortgages	0 - 0 %	0 %
Residential Property	0 - 54 %	54 %
Listed Property	0 - 0 %	0 %
Other	0 - 2 %	2 %

Quality companies and trusts as supported by research and fundamental analysis will be selected. Direct investments in property, artwork and lease equipment may form part of the strategy provided there is sufficient basis for the decision.

Insurance

The Trustees have considered and consulted Professional Advice where necessary to ensure that all fund members have the correct type and level of insurance. Insurance may be held within or outside the SMSF.

Review and Monitoring


The trustees will monitor and review the fund's investment activities on a regular basis and to communicate with the members should they feel that any change in strategy is necessary in order to achieve the fund's objective.

Date: 21/6/22

Elliott Family Super Fund
Projected Investment Strategy


Hong Nhung Elliott


Cleaver John Elliott


Kim James Cleaver Elliott


Samuel John Alexander Elliott

D - Pension Documentation

2021 Financial Year

Preparer Shelley Lian

Reviewer Steven Lee

Status Ready for Review

Supporting Documents

- Transfer Balance Account Summary [Report](#)

Standard Checklist

- Attach Actuarial Certificate
- Attach documentation supporting any pensions commenced during the financial year
- Attach documentation supporting any pensions commuted during the financial year
- Ensure correct Transfer Balance Account Reports have been lodged with the ATO

Elliott Family Super Fund

Transfer Balance Account Summary

For The Period 01 July 2020 - 30 June 2021

Member	Pension Type	Date	Lodgment Date	Transaction Type	Event Type	Debit	Credit	Balance	Cap Limit	Remaining Cap
--------	--------------	------	---------------	------------------	------------	-------	--------	---------	-----------	---------------

Cleaver John Elliott

Hong Nhung Elliott

Kim James Cleaver Elliott

Samuel John Alexander Elliott

E - Estate Planning

2021 Financial Year

Preparer Shelley Lian

Reviewer Steven Lee

Status Ready for Review

Supporting Documents

No supporting documents

Standard Checklist

- Attach Death Benefit Nominations (if applicable)
- Attach Life Insurance Policies (if applicable)
- Attach Reversionary Pension documentation (if applicable)
- Attach SMSF Will (if applicable)
- Review current Estate planning to ensure it matches wishes of members