
Financial Statements, Tax Return & Investment
Reports for the Year Ended 30 June 2018

B & W MA Superannuation Fund

Prepared for: B & W Ma Fund Management Pty. Ltd.

B & W MA Superannuation Fund

Reports Index

Operating Statement

Statement of Financial Position

Notes to the Financial Statements

Trustees Declaration

Compilation Report

SMSF Annual Return

Trustee Minute / Resolution

Members Statement

Investment Summary with Market Movement

Investment Movement

Investment Income

Investment Total Return

Realised Capital Gain

B & W MA Superannuation Fund**Operating Statement**

For the year ended 30 June 2018

	Note	2018	2017
		\$	\$
Income			
Investment Income			
Trust Distributions		63	0
Dividends Received		10,835	9,423
Interest Received		1	6
Property Income		18,791	21,531
Contribution Income			
Employer Contributions		20,657	20,571
Total Income		<u>50,347</u>	<u>51,531</u>
Expenses			
Accountancy Fees		931	970
ASIC Fee		254	249
ATO Supervisory Levy		0	259
Auditor's Remuneration		330	330
Bank Charges		120	120
Depreciation		722	976
General Expenses		13	38
M203/35 Malcolm Street, South Yarra		5,656	5,350
Storage 74T, 35 Malcolm Street, South Yarra		118	86
Investment Losses			
Changes in Market Values		24,656	12,091
Total Expenses		<u>32,800</u>	<u>20,469</u>
Benefits accrued as a result of operations before income tax			
		<u>17,546</u>	<u>31,061</u>
Income Tax Expense		1,832	2,480
Benefits accrued as a result of operations		<u>15,714</u>	<u>28,580</u>

B & W MA Superannuation Fund
Statement of Financial Position

As at 30 June 2018

	Note	2018 \$	2017 \$
Assets			
Investments			
Real Estate Properties (Australian - Residential)		325,000	325,000
Shares in Listed Companies (Australian)		177,740	174,481
Total Investments		<u>502,740</u>	<u>499,481</u>
Other Assets			
Sundry Debtors		0	1,659
Reinvestment Residual Account		123	21
CBA Business Transaction #308435		37,532	20,837
CBA Business Online #339135		38	38
Macquarie Cash Management		81	81
CBA Direct Investment #10333735		334	336
Total Other Assets		<u>38,108</u>	<u>22,972</u>
Total Assets		<u>540,848</u>	<u>522,453</u>
Less:			
Liabilities			
Income Tax Payable		2,471	1,527
PAYG Instalments		222	0
Sundry Creditors		1,515	0
Total Liabilities		<u>4,208</u>	<u>1,527</u>
Net assets available to pay benefits		<u>536,640</u>	<u>520,926</u>
Represented by:			
Liability for accrued benefits allocated to members' accounts	3, 4		
Ma, Yuen Shun - Accumulation		294,717	284,678
Chiu, Suk Yu - Accumulation		241,923	236,248
Total Liability for accrued benefits allocated to members' accounts		<u>536,640</u>	<u>520,926</u>

Notes to the Financial Statements

For the year ended 30 June 2018

Note 1: Summary of Significant Accounting Policies

The trustees have prepared the financial statements on the basis that the superannuation fund is a non-reporting entity because there are no users dependent on general purpose financial statements. The financial statements are therefore special purpose financial statements that have been prepared in order to meet the requirements of the Superannuation Industry (Supervision) Act 1993 and associated Regulations, the trust deed of the fund and the needs of members.

The financial statements have been prepared on a cash basis and are based on historical costs, except for investments which have been measured at market value.

The following significant accounting policies, which are consistent with the policies applied in the previous period unless otherwise stated, have been adopted in the preparation of the financial statements.

The financial statements were authorised for issue by the Director(s).

a. Measurement of Investments

The fund initially recognises:

- (i) an investment when it controls the future economic benefits expected to flow from the asset. For financial assets, the trade date is considered to be the date on which control of the future economic benefits attributable to the asset passes to the fund; and
- (ii) a financial liability on the date it becomes a party to the contractual provisions of the instrument.

Investments of the fund have been measured at market value, which refers to the amount that a willing buyer could reasonably be expected to pay to acquire the asset from a willing seller if the following assumptions were made:

- that the buyer and the seller deal with each other at arm's length in relation to the sale;
- that the sale occurred after proper marketing of the asset; and
- that the buyer and the seller acted knowledgeably and prudentially in relation to the sale.

Market value has been determined as follows:

- (i) shares and other securities listed on the Australian Securities Exchange by reference to the relevant market quotations at the end of the reporting period;
- (ii) units in managed funds by reference to the unit redemption price at the end of the reporting period;
- (iii) fixed-interest securities by reference to the redemption price at the end of the reporting period;
- (iv) unlisted investments are stated at trustees' assessment based on estimated market value at balance date or where necessary, an external valuer's opinion; and
- (v) investment properties at the trustees' assessment of the market value or where necessary a qualified independent valuer's opinion at the end of reporting period.

Financial liabilities, such as trade creditors and other payables, are measured at the gross value of the outstanding balance at the end of the reporting period. The trustees have determined that the gross values of the fund's financial liabilities is equivalent to their market values. Any remeasurement changes in the gross values of non-current financial liabilities (including liabilities for members' accrued benefits) are recognised in the operating statement in the periods in which they occur.

b. Cash and Cash Equivalents

Cash and cash equivalents include cash on hand and at call, deposits with banks and short-term, highly liquid investments that are readily convertible to cash and subject to an insignificant risk of change in value.

c. Revenue

Revenue is recognised at the fair value of the consideration received or receivable.

Interest revenue

Interest revenue is recognised in respect of fixed-interest securities, and cash and cash equivalent balances. Interest revenue is recognised upon receipt.

Notes to the Financial Statements

For the year ended 30 June 2018

Dividend revenue

Dividend revenue is recognised when the dividend has been paid or, in the case of dividend reinvestment schemes, when the dividend is credited to the benefit of the fund.

Rental revenue

Rental revenue arising from operating leases on investment properties is recognised upon receipt.

Distribution revenue

Distributions from unit trusts and managed funds are recognised as at the date the unit value is quoted ex-distribution and if not received at the end of the reporting period, are reflected in the statement of financial position as a receivable at market value.

Remeasurement changes in market values

Remeasurement changes in the market values of assets are recognised as income and determined as the difference between the market value at year-end or consideration received (if sold during the year) and the market value as at the prior year-end or cost (if acquired during the period).

d. Liability for Accrued Benefits

The liability for accrued benefits represents the fund's present obligation to pay benefits to members and beneficiaries, and has been calculated as the difference between the carrying amount of the assets and the carrying amount of the other payables and income tax liabilities as at the end of the reporting period.

e. Critical Accounting Estimates and Judgements

The preparation of financial statements requires the trustees to make judgements, estimates and assumptions that affect the application of accounting policies and the reported amounts of assets and liabilities, income and expenses. Actual results may differ from these estimates.

Estimates and underlying assumptions are reviewed on an ongoing basis. Revisions to accounting estimates are recognised in the period in which the estimate is revised and in any future period affected.

Note 3: Liability for Accrued Benefits

	2018 \$	2017 \$
Liability for accrued benefits at beginning of year	520,927	492,346
Benefits accrued as a result of operations	15,714	28,580
Current year member movements	0	0
Liability for accrued benefits at end of year	536,640	520,927

Note 4: Vested Benefits

Vested benefits are benefits that are not conditional upon continued membership of the fund (or any factor other than resignation from the plan) and include benefits which members were entitled to receive had they terminated their fund membership as at the end of the reporting period.

B & W MA Superannuation Fund

Notes to the Financial Statements

For the year ended 30 June 2018

	2018	2017
	\$	\$
Vested Benefits	<u>536,640</u>	<u>520,927</u>

Note 5: Guaranteed Benefits

No guarantees have been made in respect of any part of the liability for accrued benefits.

Trustees Declaration

The directors of the trustee company have determined that the fund is not a reporting entity and that the special purpose financial statements should be prepared in accordance with the accounting policies described in Note 1 to the financial statements.

The directors of the trustee company declare that:

- (i) the financial statements and notes to the financial statements for the year ended 30 June 2018 present fairly, in all material respects, the financial position of the superannuation fund at 30 June 2018 and the results of its operations for the year ended on that date in accordance with the accounting policies described in Note 1 to the financial statements;
- (ii) the financial statements and notes to the financial statements have been prepared in accordance with the requirements of the trust deed; and
- (iii) the operation of the superannuation fund has been carried out in accordance with its trust deed and in compliance with the requirements of the Superannuation Industry (Supervision) Act 1993 and associated Regulations during the year ended 30 June 2018.

Signed in accordance with a resolution of the directors of the trustee company by:

.....
Yuen Shun Ma
B & W Ma Fund Management Pty. Ltd.
Director

.....
Suk Yu Chiu
B & W Ma Fund Management Pty. Ltd.
Director

Dated this day of

B & W MA Superannuation Fund

Compilation Report

We have compiled the accompanying special purpose financial statements of the B & W MA Superannuation Fund which comprise the statement of financial position as at 30/06/2018 the operating statement for the year then ended, a summary of significant accounting policies and other explanatory notes. The specific purpose for which the special purpose financial statements have been prepared is set out in Note 1 to the financial statements.

The Responsibility of the Trustee

The Trustee of B & W MA Superannuation Fund are solely responsible for the information contained in the special purpose financial statements, the reliability, accuracy and completeness of the information and for the determination that the financial reporting framework used is appropriate to meet their needs and for the purpose that the financial statements were prepared.

Our Responsibility

On the basis of information provided by the Trustee, we have compiled the accompanying special purpose financial statements in accordance with the financial reporting framework as described in Note 1 to the financial statements and APES 315: Compilation of Financial Information.

We have applied our expertise in accounting and financial reporting to compile these financial statements in accordance with the financial reporting framework described in Note 1 to the financial statements. We have complied with the relevant ethical requirements of APES 110: Code of Ethics for Professional Accountants.

Assurance Disclaimer

Since a compilation engagement is not an assurance engagement, we are not required to verify the reliability, accuracy or completeness of the information provided to us by management to compile these financial statements. Accordingly, we do not express an audit opinion or a review conclusion on these financial statements.

The special purpose financial statements were compiled exclusively for the benefit of the directors of the trustee company who are responsible for the reliability, accuracy and completeness of the information used to compile them. We do not accept responsibility for the contents of the special purpose financial statements.

Compass Advisors Pty Ltd

of

23 Milton Parade, MALVERN, Victoria 3144

Signed:

Dated:

Self-managed superannuation fund annual return

2018

Who should complete this annual return?

Only self-managed superannuation funds (SMSFs) can complete this annual return. All other funds must complete the *Fund income tax return 2018* (NAT 71287).

- ❗ The *Self-managed superannuation fund annual return instructions 2018* (NAT 71606) (the instructions) can assist you to complete this annual return.

To complete this annual return

- Print clearly, using a BLACK pen only.
- Use BLOCK LETTERS and print one character per box.

Ⓢ Ⓜ / Ⓣ # □ Ⓢ Ⓣ □ □ □ □ □ □ □ □

- Place in ALL applicable boxes.

Section A: Fund information

➔ To assist processing, write the fund's TFN at the top of pages 3, 5 and 7.

1 Tax file number (TFN)

- ❗ The ATO is authorised by law to request your TFN. You are not obliged to quote your TFN but not quoting it could increase the chance of delay or error in processing your annual return. See the Privacy note in the Declaration.

2 Name of self-managed superannuation fund (SMSF)

3 Australian business number (ABN) (if applicable)

4 Current postal address

Suburb/town

State/territory

Postcode

5 Annual return status

- Is this an amendment to the SMSF's 2018 return? **A** No Yes
- Is this the first required return for a newly registered SMSF? **B** No Yes

6 SMSF auditor

Auditor's name

Title: Mr Mrs Miss Ms Other

Family name

First given name

Other given names

SMSF Auditor Number

Auditor's phone number

Postal address

Suburb/town

State/territory

Postcode

Date audit was completed **A** Day / Month / Year

Was Part B of the audit report qualified? **B** No Yes

If the audit report was qualified, have the reported compliance issues been rectified? **C** No Yes

7 Electronic funds transfer (EFT)

We need your self-managed super fund's financial institution details to pay any super payments and tax refunds owing to you.

A Financial institution details for super payments and tax refunds

You must provide the financial institution details of your fund's nominated super account. If you would like your fund's tax refunds paid to a different account, you can provide additional financial institution details at **B**.

Fund BSB number (must be six digits)

Fund account number

Fund account name (for example, J&Q Citizen ATF J&Q Family SF)

B Financial institution details for tax refunds only

If you would like your fund's tax refunds paid to a different account, provide additional financial institution details. Tax refunds cannot be paid to a trustee's personal account. (See relevant instructions.)

BSB number (must be six digits)

Account number

Account name (for example, J&Q Citizen ATF J&Q Family SF)

C Electronic service address alias

We will use your electronic service address alias to communicate with your fund about ATO super payments.

8 Status of SMSF Australian superannuation fund **A** No Yes Fund benefit structure **B** Code
 Does the fund trust deed allow acceptance of the Government's Super Co-contribution and Low Income Super Contribution? **C** No Yes

9 Was the fund wound up during the income year?
 No Yes If yes, provide the date on which the fund was wound up Day / Month / Year Have all tax lodgment and payment obligations been met? No Yes

10 Exempt current pension income

Did the fund pay retirement phase superannuation income stream benefits to one or more members in the income year?

To claim a tax exemption for current pension income, you must pay at least the minimum benefit payment under the law. Record exempt current pension income at Label **A**.

No Go to Section B: Income.

Yes Exempt current pension income amount **A** \$

Which method did you use to calculate your exempt current pension income?

Segregated assets method **B**

Unsegregated assets method **C** Was an actuarial certificate obtained? **D** Yes

Did the fund have any other income that was assessable?

E Yes Go to Section B: Income.

No Choosing 'No' means that you do not have any assessable income, including no-TFN quoted contributions. Go to Section C: Deductions and non-deductible expenses. (Do **not** complete Section B: Income.)

If you are entitled to claim any tax offsets, you can list these at Section D: Income tax calculation statement.

Section B: Income

Do not complete this section if all superannuation interests in the SMSF were supporting superannuation income streams in the retirement phase for the **entire year**, there was **no** other income that was assessable, and you **have not** realised a deferred notional gain. If you are entitled to claim any tax offsets, you can record these at Section D: Income tax calculation statement.

11 Income

Did you have a capital gains tax (CGT) event during the year? **G** No Yes

If the total capital loss or total capital gain is greater than \$10,000 or you elected to use the CGT relief in 2017 and the deferred notional gain has been realised, complete and attach a *Capital gains tax (CGT) schedule 2018*.

Have you applied an exemption or rollover? **M** No Yes

Code

Net capital gain **A** \$

Gross rent and other leasing and hiring income **B** \$

Gross interest **C** \$

Forestry managed investment scheme income **X** \$

Gross foreign income			Loss
D1 \$	Net foreign income	D \$	

Australian franking credits from a New Zealand company **E** \$

Transfers from foreign funds **F** \$

Number

Gross payments where ABN not quoted **H** \$

Gross distribution from partnerships **I** \$

Loss

*Unfranked dividend amount **J** \$

*Franked dividend amount **K** \$

*Dividend franking credit **L** \$

*Gross trust distributions **M** \$

Code

Calculation of assessable contributions

Assessable employer contributions

R1 \$

plus Assessable personal contributions

R2 \$

plus *No-TFN-quoted contributions

R3 \$

(an amount must be included even if it is zero)

less Transfer of liability to life insurance company or PST

R6 \$

Assessable contributions **R** \$
(**R1** plus **R2** plus **R3** less **R6**)

Calculation of non-arm's length income

*Net non-arm's length private company dividends

U1 \$

plus *Net non-arm's length trust distributions

U2 \$

plus *Net other non-arm's length income

U3 \$

*Other income **S** \$

*Assessable income due to changed tax status of fund **T** \$

Net non-arm's length income **U** \$
(subject to 45% tax rate)
(**U1** plus **U2** plus **U3**)

Code

*This is a mandatory label.

*If an amount is entered at this label, check the instructions to ensure the correct tax treatment has been applied.

GROSS INCOME **W** \$
(Sum of labels **A** to **U**)

Loss

Exempt current pension income **Y** \$

TOTAL ASSESSABLE INCOME **V** \$
(**W** less **Y**)

Loss

Section C: Deductions and non-deductible expenses

12 Deductions and non-deductible expenses

- Under 'Deductions' list all expenses and allowances you are entitled to claim a deduction for. Under 'Non-deductible expenses', list all other expenses or normally allowable deductions that you cannot claim as a deduction (for example, all expenses related to exempt current pension income should be recorded in the 'Non-deductible expenses' column).

	DEDUCTIONS		NON-DEDUCTIBLE EXPENSES	
Interest expenses within Australia	A1 \$		A2 \$	
Interest expenses overseas	B1 \$		B2 \$	
Capital works expenditure	D1 \$		D2 \$	
Decline in value of depreciating assets	E1 \$		E2 \$	
Insurance premiums – members	F1 \$		F2 \$	
Death benefit increase	G1 \$			
SMSF auditor fee	H1 \$		H2 \$	
Investment expenses	I1 \$		I2 \$	
Management and administration expenses	J1 \$		J2 \$	
Forestry managed investment scheme expense	U1 \$		U2 \$	
Other amounts	L1 \$	Code	L2 \$	Code
Tax losses deducted	M1 \$			
	TOTAL DEDUCTIONS N \$ (Total A1 to M1)		TOTAL NON-DEDUCTIBLE EXPENSES Y \$ (Total A2 to L2)	
	#TAXABLE INCOME OR LOSS O \$ (TOTAL ASSESSABLE INCOME less TOTAL DEDUCTIONS)	Loss	TOTAL SMSF EXPENSES Z \$ (N plus Y)	

#This is a mandatory label.

Section D: Income tax calculation statement

#Important:

Section B label **R3**, Section C label **O** and Section D labels **A, T1, J, T5** and **I** are mandatory. If you leave these labels blank, you will have specified a zero amount.

13 Calculation statement

Please refer to the *Self-managed superannuation fund annual return instructions 2018* on how to complete the calculation statement.

#Taxable income **A \$**
(an amount must be included even if it is zero)

#Tax on taxable income **T1 \$**
(an amount must be included even if it is zero)

#Tax on no-TFN-quoted contributions **J \$**
(an amount must be included even if it is zero)

Gross tax **B \$**

(T1 plus J)

Foreign income tax offset C1 \$	
Rebates and tax offsets C2 \$	Non-refundable non-carry forward tax offsets C \$
	<i>(C1 plus C2)</i>

SUBTOTAL 1

T2 \$

(B less C – cannot be less than zero)

Early stage venture capital limited partnership tax offset D1 \$	
Early stage venture capital limited partnership tax offset carried forward from previous year D2 \$	Non-refundable carry forward tax offsets D \$
Early stage investor tax offset D3 \$	<i>(D1 plus D2 plus D3 plus D4)</i>
Early stage investor tax offset carried forward from previous year D4 \$	

SUBTOTAL 2

T3 \$

(T2 less D – cannot be less than zero)

Complying fund's franking credits tax offset E1 \$	
No-TFN tax offset E2 \$	
National rental affordability scheme tax offset E3 \$	Refundable tax offsets E \$
Exploration credit tax offset E4 \$	<i>(E1 plus E2 plus E3 plus E4)</i>

#TAX PAYABLE **T5 \$**

(T3 less E – cannot be less than zero)

Section 102AAM interest charge

G \$

Credit for interest on early payments – amount of interest	
H1 \$	
Credit for tax withheld – foreign resident withholding (excluding capital gains)	
H2 \$	
Credit for tax withheld – where ABN or TFN not quoted (non-individual)	
H3 \$	
Credit for TFN amounts withheld from payments from closely held trusts	
H5 \$	
Credit for interest on no-TFN tax offset	
H6 \$	
Credit for foreign resident capital gains withholding amounts	
H8 \$	
	Eligible credits
	H \$
	<i>(H1 plus H2 plus H3 plus H5 plus H6 plus H8)</i>

#Tax offset refunds (Remainder of refundable tax offsets)	I \$	<i>(unused amount from label E – an amount must be included even if it is zero)</i>
---	-------------	---

PAYG instalments raised

K \$

Supervisory levy

L \$

Supervisory levy adjustment for wound up funds

M \$

Supervisory levy adjustment for new funds

N \$

AMOUNT DUE OR REFUNDABLE A positive amount at S is what you owe, while a negative amount is refundable to you.	S \$	<i>(T5 plus G less H less I less K plus L less M plus N)</i>
---	-------------	--

#This is a mandatory label.

Section E: Losses

14 Losses

! If total loss is greater than \$100,000, complete and attach a *Losses schedule 2018*.

Tax losses carried forward to later income years **U \$**
 Net capital losses carried forward to later income years **V \$**

Section F: Member information

MEMBER 1

Title: Mr Mrs Miss Ms Other

Family name

First given name

Other given names

Member's TFN

See the Privacy note in the Declaration.

Date of birth Day / Month / Year

Contributions

Refer to instructions for completing these labels.

OPENING ACCOUNT BALANCE \$

- Employer contributions **A \$**
- ABN of principal employer **A1**
- Personal contributions **B \$**
- CGT small business retirement exemption **C \$**
- CGT small business 15-year exemption amount **D \$**
- Personal injury election **E \$**
- Spouse and child contributions **F \$**
- Other third party contributions **G \$**
- Assessable foreign superannuation fund amount **I \$**
- Non-assessable foreign superannuation fund amount **J \$**
- Transfer from reserve: assessable amount **K \$**
- Transfer from reserve: non-assessable amount **L \$**
- Contributions from non-complying funds and previously non-complying funds **T \$**
- Any other contributions (including Super Co-contributions and Low Income Super Contributions) **M \$**

TOTAL CONTRIBUTIONS N \$

Other transactions

<p>Accumulation phase account balance S1 \$</p> <p>Retirement phase account balance – Non CDBIS S2 \$</p> <p>Retirement phase account balance – CDBIS S3 \$</p> <p style="text-align: right;"><small>TRIS Count</small></p>	<p>Allocated earnings or losses O \$</p> <p>Inward rollovers and transfers P \$</p> <p>Outward rollovers and transfers Q \$</p> <p>Lump Sum payment R1 \$</p> <p>Income stream payment R2 \$</p>	<p>Loss</p> <p>Code</p> <p>Code</p>
<p>CLOSING ACCOUNT BALANCE S \$</p> <p><small>(S1 plus S2 plus S3)</small></p>		

Accumulation phase value **X1 \$**

Retirement phase value **X2 \$**

MEMBER 2

Title: Mr Mrs Miss Ms Other

Family name

First given name

Other given names

Member's TFN

See the Privacy note in the Declaration.

Date of birth Day / Month / Year

Contributions

Refer to instructions for completing these labels.

OPENING ACCOUNT BALANCE \$

- Employer contributions **A \$**
- ABN of principal employer **A1**
- Personal contributions **B \$**
- CGT small business retirement exemption **C \$**
- CGT small business 15-year exemption amount **D \$**
- Personal injury election **E \$**
- Spouse and child contributions **F \$**
- Other third party contributions **G \$**
- Assessable foreign superannuation fund amount **I \$**
- Non-assessable foreign superannuation fund amount **J \$**
- Transfer from reserve: assessable amount **K \$**
- Transfer from reserve: non-assessable amount **L \$**
- Contributions from non-complying funds and previously non-complying funds **T \$**
- Any other contributions (including Super Co-contributions and Low Income Super Contributions) **M \$**

TOTAL CONTRIBUTIONS N \$

Other transactions

Accumulation phase account balance **S1 \$**

Retirement phase account balance – Non CDBIS **S2 \$**

Retirement phase account balance – CDBIS **S3 \$**

TRIS Count

- Allocated earnings or losses **O \$**
- Inward rollovers and transfers **P \$**
- Outward rollovers and transfers **Q \$**
- Lump Sum payment **R1 \$**
- Income stream payment **R2 \$**

Loss

Code

Code

CLOSING ACCOUNT BALANCE S \$
(S1 plus S2 plus S3)

Accumulation phase value **X1 \$**

Retirement phase value **X2 \$**

Section H: Assets and liabilities

15 ASSETS

15a Australian managed investments

Listed trusts **A \$**

Unlisted trusts **B \$**

Insurance policy **C \$**

Other managed investments **D \$**

15b Australian direct investments

Cash and term deposits **E \$**

Debt securities **F \$**

Loans **G \$**

Listed shares **H \$**

Unlisted shares **I \$**

Limited recourse borrowing arrangements **J \$**

Non-residential real property **K \$**

Residential real property **L \$**

Collectables and personal use assets **M \$**

Other assets **O \$**

Limited recourse borrowing arrangements

Australian residential real property **J1 \$**

Australian non-residential real property **J2 \$**

Overseas real property **J3 \$**

Australian shares **J4 \$**

Overseas shares **J5 \$**

Other **J6 \$**

15c Overseas direct investments

Overseas shares **P \$**

Overseas non-residential real property **Q \$**

Overseas residential real property **R \$**

Overseas managed investments **S \$**

Other overseas assets **T \$**

TOTAL AUSTRALIAN AND OVERSEAS ASSETS U \$
(Sum of labels **A** to **T**)

15d In-house assets

Did the fund have a loan to, lease to or investment in, related parties (known as in-house assets) at the end of the income year? **A** No Yes **\$**

15e Limited recourse borrowing arrangements

If the fund had an LRBA were the LRBA borrowings from a licensed financial institution? **A** No Yes

Did the members or related parties of the fund use personal guarantees or other security for the LRBA? **B** No Yes

16 LIABILITIES

Borrowings for limited recourse borrowing arrangements	
V1 \$	
Permissible temporary borrowings	
V2 \$	
Other borrowings	
V3 \$	Borrowings V \$
Total member closing account balances (total of all CLOSING ACCOUNT BALANCE s from Sections F and G) W \$	
	Reserve accounts X \$
	Other liabilities Y \$
TOTAL LIABILITIES Z \$	

Section I: Taxation of financial arrangements

17 Taxation of financial arrangements (TOFA)

Total TOFA gains **H \$**

Total TOFA losses **I \$**

Section J: Other information

Family trust election status

If the trust or fund has made, or is making, a family trust election, write the four-digit **income year specified** of the election (for example, for the 2017–18 income year, write **2018**). **A**

If revoking or varying a family trust election, print **R** for revoke or print **V** for variation, and complete and attach the *Family trust election, revocation or variation 2018*. **B**

Interposed entity election status

If the trust or fund has an existing election, write the earliest income year specified. If the trust or fund is making one or more elections this year, write the earliest income year being specified and complete an *Interposed entity election or revocation 2018* for each election. **C**

If revoking an interposed entity election, print **R**, and complete and attach the *Interposed entity election or revocation 2018*. **D**

Section K: Declarations

 Penalties may be imposed for false or misleading information in addition to penalties relating to any tax shortfalls.

Important

Before making this declaration check to ensure that all income has been disclosed and the annual return, all attached schedules and any additional documents are true and correct in every detail. If you leave labels blank, you will have specified a zero amount or the label was not applicable to you. If you are in doubt about any aspect of the annual return, place all the facts before the ATO.

Privacy

The ATO is authorised by the *Taxation Administration Act 1953* to request the provision of tax file numbers (TFNs). We will use the TFN to identify the entity in our records. It is not an offence not to provide the TFN. However if you do not provide the TFN, the processing of this form may be delayed.

Taxation law authorises the ATO to collect information and disclose it to other government agencies. For information about your privacy go to ato.gov.au/privacy

TRUSTEE'S OR DIRECTOR'S DECLARATION:

I declare that current trustees and directors have authorised this annual return and it is documented as such in the SMSF's records. I have received the audit report and I am aware of any matters raised. I declare that the information on this annual return, including any attached schedules and additional documentation is true and correct. I also authorise the ATO to make any tax refunds to the nominated bank account (if applicable).

Authorised trustee's, director's or public officer's signature

Date Day / Month / Year

Preferred trustee or director contact details:

Title: Mr Mrs Miss Ms Other

Family name

First given name

Other given names


Phone number

Email address

Non-individual trustee name (if applicable)

ABN of non-individual trustee

Time taken to prepare and complete this annual return Hrs

 The Commissioner of Taxation, as Registrar of the Australian Business Register, may use the ABN and business details which you provide on this annual return to maintain the integrity of the register. For further information, refer to the instructions.

TAX AGENT'S DECLARATION:

I declare that the *Self-managed superannuation fund annual return 2018* has been prepared in accordance with information provided by the trustees, that the trustees have given me a declaration stating that the information provided to me is true and correct, and that the trustees have authorised me to lodge this annual return.

Tax agent's signature

Date Day / Month / Year

Tax agent's contact details

Title: Mr Mrs Miss Ms Other

Family name

First given name


Other given names

Tax agent's practice

Tax agent's phone number

Reference number

Tax agent number

 Postal address for annual returns: **Australian Taxation Office, GPO Box 9845, IN YOUR CAPITAL CITY**

B & W MA Superannuation Fund

Minutes of a meeting of the Director(s)

held on _____ at 19 High Street, Kew, Victoria 3101

PRESENT:	Yuen Shun Ma and Suk Yu Chiu
MINUTES:	The Chair reported that the minutes of the previous meeting had been signed as a true record.
FINANCIAL STATEMENTS OF SUPERANNUATION FUND:	<p>It was resolved that the financial statements would be prepared as special purpose financial statements as, in the opinion of the trustee(s), the superannuation fund is a non-reporting entity and therefore is not required to comply with all Australian Accounting Standards.</p> <p>The Chair tabled the financial statements and notes to the financial statements of the superannuation fund in respect of the year ended 30 June 2018 and it was resolved that such statements be and are hereby adopted as tabled.</p>
TRUSTEE'S DECLARATION:	It was resolved that the trustee's declaration of the superannuation fund be signed.
ANNUAL RETURN:	Being satisfied that the fund had complied with the requirements of the Superannuation Industry (Supervision) Act 1993 (SISA) and Regulations during the year ended 30 June 2018, it was resolved that the annual return be approved, signed and lodged with the Australian Taxation Office.
TRUST DEED:	The Chair tabled advice received from the fund's legal adviser confirming that the fund's trust deed is consistent with all relevant superannuation and trust law.
INVESTMENT STRATEGY:	The allocation of the fund's assets and the fund's investment performance over this financial year were reviewed and found to be within the acceptable ranges outlined in the investment strategy. After considering the risk, rate of return and liquidity of the investments and the ability of the fund to discharge its existing liabilities, it was resolved that the investment strategy continues to reflect the purposes and circumstances of the fund and its members. Accordingly, no changes in the investment strategy were required.
INSURANCE COVER:	The trustee(s) reviewed the current life and total and permanent disability insurance coverage on offer to the members and resolved that the current insurance arrangements were appropriate for the fund.
ALLOCATION OF INCOME:	It was resolved that the income of the fund would be allocated to the members based on their average daily balance (an alternative allocation basis may be percentage of opening balance).
INVESTMENT ACQUISITIONS:	It was resolved to ratify the investment acquisitions throughout the financial year ended 30 June 2018.
INVESTMENT DISPOSALS:	It was resolved to ratify the investment disposals throughout the financial year ended 30 June 2018.
AUDITORS:	<p>It was resolved that</p> <p>Anthony Boys</p> <p>of</p> <p>Box 3376, Rundle Mall, South Australia 5000</p> <p>act as auditors of the Fund for the next financial year.</p>
TAX AGENTS:	It was resolved that

Minutes of a meeting of the Director(s)

held on _____ at 19 High Street, Kew, Victoria 3101

Compass Advisors Pty Ltd

act as tax agents of the Fund for the next financial year.

TRUSTEE STATUS:

Each of the trustee(s) confirmed that they are qualified to act as trustee(s) of the fund and that they are not disqualified persons as defined by s 120 of the SISA.

CONTRIBUTIONS RECEIVED:

It was resolved that the contributions during the year be allocated to members on the basis of the schedule provided by the principal Fund employer.

ACCEPTANCE OF ROLLOVERS:

The trustee has ensured that any rollover made to the Fund, meets the requirements of the Fund's deed and does not breach the superannuation laws in relation to:

1. making rollover between Funds; and,
2. breaching the Fund or the member investment strategy.

The trustee has reviewed the rollover and received advice that the rollover is in accordance with the Trust Deed and the rules of the Fund and the superannuation laws. As such the trustee has resolved to accept the rollover on behalf of the member.

PAYMENT OF BENEFITS:

The trustee has ensured that any payment of benefits made from the Fund, meets the requirements of the Fund's deed and does not breach the superannuation laws in relation to:

1. making payments to members; and,
2. breaching the Fund or the member investment strategy.

The trustee has reviewed the payment of the benefit and received advice that the transfer is in accordance with the Deed and the superannuation laws. As such the trustee has resolved to allow the payment of the benefits on behalf of the member.

CLOSURE:

All resolutions for this meeting were made in accordance with the SISA and Regulations.

There being no further business the meeting then closed.

Signed as a true record –

.....

Yuen Shun Ma

Chairperson

Members Statement

Yuen Shun Ma
 19 High Street
 Kew, Victoria, 3101, Australia

Your Details

Date of Birth : 28/07/1960
 Age: 57
 Tax File Number: 157544765
 Date Joined Fund: 01/07/2006
 Service Period Start Date:
 Date Left Fund:
 Member Code: MAYUEN00001A
 Account Start Date 01/07/2006
 Account Phase: Accumulation Phase
 Account Description: Accumulation

Nominated Beneficiaries N/A
 Vested Benefits 294,717
 Total Death Benefit 294,717
 Current Salary 0
 Previous Salary 0
 Disability Benefit 0

Your Balance

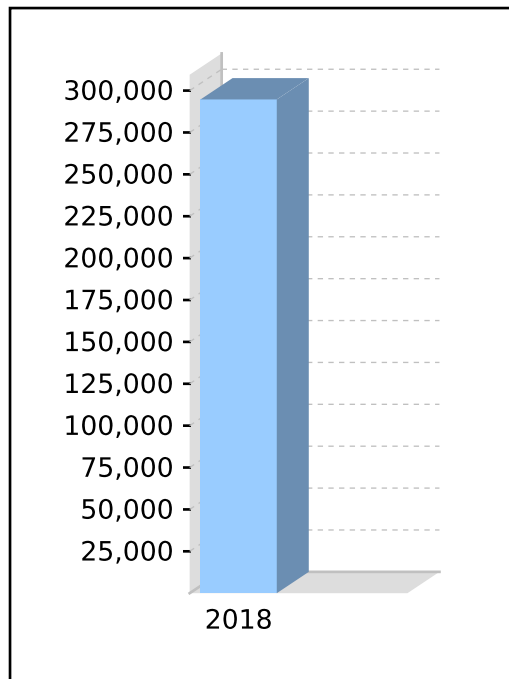
Total Benefits 294,717

Preservation Components

Preserved 294,717
 Unrestricted Non Preserved
 Restricted Non Preserved

Tax Components

Tax Free
 Taxable 294,717



Your Detailed Account Summary

	This Year
Opening balance at 01/07/2017	284,679
<u>Increases to Member account during the period</u>	
Employer Contributions	13,000
Personal Contributions (Concessional)	
Personal Contributions (Non Concessional)	
Government Co-Contributions	
Other Contributions	
Proceeds of Insurance Policies	
Transfers In	
Net Earnings	801
Internal Transfer In	
<u>Decreases to Member account during the period</u>	
Pensions Paid	
Contributions Tax	1,950
Income Tax	1,813
No TFN Excess Contributions Tax	
Excess Contributions Tax	
Refund Excess Contributions	
Division 293 Tax	
Insurance Policy Premiums Paid	
Management Fees	
Member Expenses	
Benefits Paid/Transfers Out	
Superannuation Surcharge Tax	
Internal Transfer Out	
Closing balance at 30/06/2018	294,717

Members Statement

Suk Yu Chiu
 19 High Street
 Kew, Victoria, 3101, Australia

Your Details

Date of Birth : 08/05/1960
 Age: 58
 Tax File Number: 157611092
 Date Joined Fund: 01/07/2006
 Service Period Start Date:
 Date Left Fund:
 Member Code: CHISUK00001A
 Account Start Date 01/07/2006
 Account Phase: Accumulation Phase
 Account Description: Accumulation

Nominated Beneficiaries N/A
 Vested Benefits 241,923
 Total Death Benefit 241,923
 Current Salary 0
 Previous Salary 0
 Disability Benefit 0

Your Balance

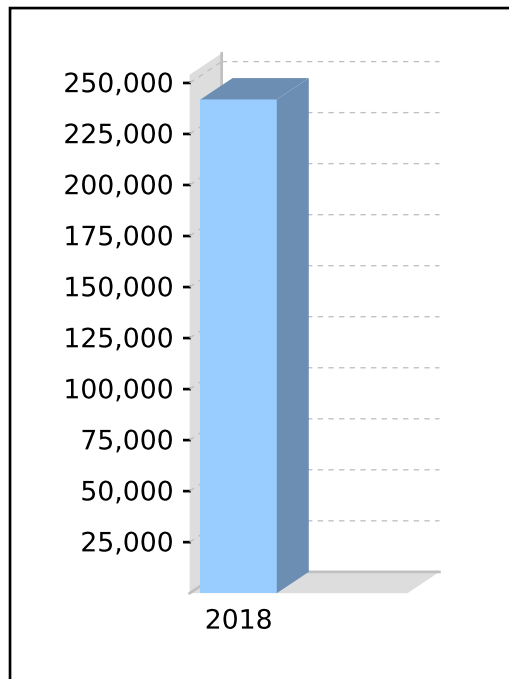
Total Benefits 241,923

Preservation Components

Preserved 241,923
 Unrestricted Non Preserved
 Restricted Non Preserved

Tax Components

Tax Free
 Taxable 241,923



Your Detailed Account Summary

	This Year
Opening balance at 01/07/2017	236,248
<u>Increases to Member account during the period</u>	
Employer Contributions	7,657
Personal Contributions (Concessional)	
Personal Contributions (Non Concessional)	
Government Co-Contributions	
Other Contributions	
Proceeds of Insurance Policies	
Transfers In	
Net Earnings	659
Internal Transfer In	
<u>Decreases to Member account during the period</u>	
Pensions Paid	
Contributions Tax	1,148
Income Tax	1,493
No TFN Excess Contributions Tax	
Excess Contributions Tax	
Refund Excess Contributions	
Division 293 Tax	
Insurance Policy Premiums Paid	
Management Fees	
Member Expenses	
Benefits Paid/Transfers Out	
Superannuation Surcharge Tax	
Internal Transfer Out	
Closing balance at 30/06/2018	241,923

B & W MA Superannuation Fund

Investment Summary with Market Movement

As at 30 June 2018

Investment	Units	Market Price	Market Value	Average Cost	Accounting Cost	Unrealised		Realised Movement
						Overall	Current Year	
Cash/Bank Accounts								
	CBA Business Online #339135	37.990000	37.99	37.99	37.99			
	CBA Business Transaction #308435	37,532.260000	37,532.26	37,532.26	37,532.26			
	CBA Direct Investment #10333735	333.890000	333.89	333.89	333.89			
	Macquarie Cash Management	80.800000	80.80	80.80	80.80			
			37,984.94		37,984.94			
Real Estate Properties (Australian - Residential)								
MALCOLM	Lot 74T, 31 Malcolm Street, South Yarra (Storage Cage)	1.00	5,000.000000	5,000.00	4,796.00	4,796.00	204.00	0.00
MALCOL2	M203, 31 Malcolm Street, South Yarra (Property)	1.00	320,000.000000	320,000.00	373,835.35	373,835.35	(53,835.35)	722.02
			325,000.00		378,631.35	(53,631.35)	722.02	0.00
Shares in Listed Companies (Australian)								
ASX.AX	ASX Limited	300.00	64.390000	19,317.00	51.57	15,470.95	3,846.05	3,234.00
ANZ.AX	Australia And New Zealand Banking Group Limited	367.00	28.240000	10,364.08	32.78	12,031.50	(1,667.42)	(179.66)
CYB.AX	CYB PLC - (CYB)	129.00	5.630000	726.27	4.02	518.28	207.99	118.68
CCL.AX	Coca-Cola Amatil Limited - (CCL)	1,211.00	9.200000	11,141.20	9.11	11,037.88	103.32	15.21
CBA.AX	Commonwealth Bank of Australia - Ordinary Fully Paid	528.00	72.870000	38,475.36	78.22	41,301.79	(2,826.43)	(4,718.48)
NAB.AX	National Australia Bank Limited - (NAB)	592.00	27.410000	16,226.72	31.10	18,412.89	(2,186.17)	(1,298.12)
TLS.AX	Telstra Corporation Limited.	17,000.00	2.620000	44,540.00	4.59	78,076.29	(33,536.29)	(28,560.00)
WPL.AX	Woodside Petroleum Limited	1,042.00	35.460000	36,949.32	39.59	41,253.10	(4,303.78)	5,824.78
WPLR.AX	Woodside Petroleum Limited	0.00	2.150000	0.00	0.00	0.00	0.00	185.60
			177,739.95		218,102.68	(40,362.73)	(25,563.59)	185.60
			540,724.89		634,718.97	(93,994.08)	(24,841.57)	185.60

B & W MA Superannuation Fund

Investment Movement Report

As at 30 June 2018

Investment	Opening Balance		Additions		Disposals			Closing Balance		Market Value
	Units	Cost	Units	Cost	Units	Cost	Accounting Profit/(Loss)	Units	Cost	
Bank Accounts										
CBA Business Online #339135		37.99							37.99	37.99
CBA Business Transaction #308435		20,836.82		41,994.39		(25,298.95)			37,532.26	37,532.26
CBA Direct Investment #10333735		336.21		24,513.63		(24,515.95)			333.89	333.89
Macquarie Cash Management		80.78		0.02					80.80	80.80
		21,291.80		66,508.04		(49,814.90)			37,984.94	37,984.94
Real Estate Properties (Australian - Residential)										
Lot 74T, 31 Malcolm Street, South Yarra (Storage Cage)	1.00	4,796.00						1.00	4,796.00	5,000.00
M203, 31 Malcolm Street, South Yarra (Property)	1.00	373,835.35						1.00	373,835.35	320,000.00
		378,631.35							378,631.35	325,000.00
Shares in Listed Companies (Australian)										
ASX Limited	300.00	15,470.95						300.00	15,470.95	19,317.00
Australia And New Zealand Banking Group Limited	348.00	11,482.32	19.00	549.18				367.00	12,031.50	10,364.08
Coca-Cola Amatil Limited - (CCL)	1,147.00	10,498.70	64.00	539.18				1,211.00	11,037.88	11,141.20

B & W MA Superannuation Fund
Investment Movement Report

As at 30 June 2018

Investment	Opening Balance		Additions		Disposals			Closing Balance		Market Value
	Units	Cost	Units	Cost	Units	Cost	Accounting Profit/(Loss)	Units	Cost	
Commonwealth Bank of Australia. - Ordinary Fully Paid	200.00	14,669.95	328.00	26,631.84				528.00	41,301.79	38,475.36
CYB PLC - (CYB)	129.00	518.28						129.00	518.28	726.27
National Australia Bank Limited - (NAB)	555.00	17,310.50	37.00	1,102.39				592.00	18,412.89	16,226.72
Telstra Corporation Limited.	17,000.00	78,076.29						17,000.00	78,076.29	44,540.00
Woodside Petroleum Limited	1,042.00	41,253.10						1,042.00	41,253.10	36,949.32
Woodside Petroleum Limited			116.00		(116.00)	0.00	185.60		0.00	
	189,280.09			28,822.59		0.00	185.60		218,102.68	177,739.95
	589,203.24			95,330.63		(49,814.90)	185.60		634,718.97	540,724.89

B & W MA Superannuation Fund

Investment Income Report

As at 30 June 2018

Investment	Total Income	Franked	Unfranked	Interest/ Other	Franking Credits	Foreign Income	Foreign Credits * 1	Assessable Income (Excl. Capital Gains) * 2	TFN Credits	Other Deductions	Distributed Capital Gains	Non- Assessable Payments
Bank Accounts												
CBA Direct Investment #10333735	0.68			0.68	0.00	0.00	0.00	0.68			0.00	0.00
Macquarie Cash Management	0.02			0.02	0.00	0.00	0.00	0.02			0.00	0.00
	0.70			0.70	0.00	0.00	0.00	0.70			0.00	0.00
Real Estate Properties (Australian - Residential)												
MALCOLM Lot 74T, 31 Malcolm Street, South Yarra (Storage Cage)	630.00							630.00				
MALCOL2 M203, 31 Malcolm Street, South Yarra (Property)	18,161.00							18,161.00				
	18,791.00							18,791.00				
Shares in Listed Companies (Australian)												
ASX.AX ASX Limited	621.00	621.00	0.00		266.14			887.14		0.00		
ANZ.AX Australia And New Zealand Banking Group Limited	564.80	564.80	0.00		242.05			806.85		0.00		
CCL.AX Coca-Cola Amatil Limited - (CCL)	546.89	382.82	164.07		164.06			710.95		0.00		
CBA.AX Commonwealth Bank of Australia. - Ordinary Fully Paid	2,180.00	2,180.00	0.00		934.29			3,114.29		0.00		
CYB.AX CYB PLC - (CYB)	2.24	0.00	2.24		0.00			2.24		0.00		
NAB.AX National Australia Bank Limited - (NAB)	1,116.72	1,116.72	0.00		478.60			1,595.32		0.00		
TLS.AX Telstra Corporation Limited.	4,505.00	4,505.00	0.00		1,930.72			6,435.72		0.00		
WPL.AX Woodside Petroleum Limited	1,297.99	1,297.99	0.00		556.28			1,854.27		0.00		
	10,834.64	10,668.33	166.31		4,572.14			15,406.78		0.00		
Units in Unlisted Unit Trusts (Australian)												
MAL0035AU Blackrock Long Short Active Capital Fund	63.21				0.00	0.00	0.00	0.00		0.00	63.21	0.00
	63.21				0.00	0.00	0.00	0.00		0.00	63.21	0.00
	29,689.55	10,668.33	166.31	0.70	4,572.14	0.00	0.00	34,198.48		0.00	63.21	0.00

Assessable Income (Excl. Capital Gains)	34,198.48
Net Capital Gain	42.14
<hr/>	
Total Assessable Income	34,240.62

*₁ Includes foreign credits from foreign capital gains.

*₂ Assessable Income in the SMSF Annual Return will be different as capital gains and losses from disposals of assets have not been included.

For a breakdown of Distributed Capital Gains and Non-Assessable Payments refer to Distributions Reconciliation Report.

B & W MA Superannuation Fund

Investment Total Return Report

As at 30 June 2018

Investment	Units	Market Price	Market Value	Accounting Cost	Unrealised Gain/(Loss)	Gain/(Loss)%	YTD Income* (Gross)	Income Since* Held (Gross)
Cash/Bank Accounts								
CBA Business Online #339135		37.990000	37.99	37.99				5,630.99
CBA Business Transaction #308435		37,532.260000	37,532.26	37,532.26				
CBA Direct Investment #10333735		333.890000	333.89	333.89			0.68	26.26
Macquarie Cash Management		80.800000	80.80	80.80			0.02	9.31
			37,984.94	37,984.94		0.00 %	0.70	5,666.56
Real Estate Properties (Australian - Residential)								
MALCOLM Lot 74T, 31 Malcolm Street, South Yarra (Storage Cage)	1.00	5,000.000000	5,000.00	4,796.00	204.00	4.25 %	630.00	1,470.00
MALCOL2 M203, 31 Malcolm Street, South Yarra (Property)	1.00	320,000.000000	320,000.00	373,835.35	(53,835.35)	(14.40) %	18,161.00	38,852.00
			325,000.00	378,631.35	(53,631.35)	(14.16) %	18,791.00	40,322.00
Shares in Listed Companies (Australian)								
ASX.AX ASX Limited	300.00	64.390000	19,317.00	15,470.95	3,846.05	24.86 %	887.14	1,324.28
ANZ.AX Australia And New Zealand Banking Group Limited	367.00	28.240000	10,364.08	12,031.50	(1,667.42)	(13.86) %	806.85	2,881.45
CCL.AX Coca-Cola Amatil Limited - (CCL)	1,211.00	9.200000	11,141.20	11,037.88	103.32	0.94 %	710.95	2,838.07
CBA.AX Commonwealth Bank of Australia. - Ordinary Fully Paid	528.00	72.870000	38,475.36	41,301.79	(2,826.43)	(6.84) %	3,114.29	5,052.57
CYB.AX CYB PLC - (CYB)	129.00	5.630000	726.27	518.28	207.99	40.13 %	2.24	2.24
NAB.AX National Australia Bank Limited - (NAB)	592.00	27.410000	16,226.72	18,412.89	(2,186.17)	(11.87) %	1,595.32	7,843.60
TLS.AX Telstra Corporation Limited.	17,000.00	2.620000	44,540.00	78,076.29	(33,536.29)	(42.95) %	6,435.72	42,025.74
WPL.AX Woodside Petroleum Limited	1,042.00	35.460000	36,949.32	41,253.10	(4,303.78)	(10.43) %	1,854.27	21,280.41
			177,739.95	218,102.68	(40,362.73)	(18.51) %	15,406.78	83,248.36
			540,724.89	634,718.97	(93,994.08)	(14.81) %	34,198.48	129,236.92

* Gross income includes the cash component and credits

B & W MA Superannuation Fund

Realised Capital Gains Report

For the period: 1 July 2017 to 30 June 2018

Investment		Accounting Treatment				Tax Treatment						
Purchase Contract Date	Disposal Contract Date	Units	Cost	Proceeds	Accounting Profit/(Loss)	Adjusted Cost Base	Reduced Cost Base	Indexed Cost Base	Indexed Gains	Discounted Gains (Gross)	Other Gains	Capital Loss
Shares in Listed Companies (Australian)												
Woodside Petroleum Limited												
30/06/2011	16/03/2018	61.00	0.00	185.60	185.60	0.00	0.00	0.00	0.00	97.60	0.00	0.00
01/03/2017	16/03/2018	55.00	0.00	0.00	0.00	0.00	0.00	0.00	0.00	88.00	0.00	0.00
		116.00	0.00	185.60	185.60	0.00	0.00	0.00	0.00	185.60	0.00	0.00
		116.00	0.00	185.60	185.60	0.00	0.00	0.00	0.00	185.60	0.00	0.00
Units in Unlisted Unit Trusts (Australian)												
Blackrock Long Short Active Capital Fund												
		0.00	0.00	0.00	0.00	0.00	0.00	0.00	0.00	63.21	0.00	0.00
		0.00	0.00	0.00	0.00	0.00	0.00	0.00	0.00	63.21	0.00	0.00
		0.00	0.00	0.00	0.00	0.00	0.00	0.00	0.00	63.21	0.00	0.00
		116.00	0.00	185.60	185.60	0.00	0.00	0.00	0.00	248.81	0.00	0.00