

QuickSuper (Bessie, Sulc yn Chm Bapticare work)

13/7/17	238.07	11/1/18	242.13
27/7/17	273.89	25/1/18	242.13
11/8/17	242.13	8/2/18	242.13
24/8/17	252.05	22/2/18	242.13
7/9/17	242.13	8/3/18	242.13
21/9/17	267.93	22/3/18	242.13
5/10/17	242.13	5/4/18	242.13
19/10/17	242.13	20/4/18	252.05
2/11/17	250.07	3/5/18	249.08
16/11/17	250.07	17/5/18	242.13
30/11/17	281.83	31/5/18	267.49
14/12/17	242.13	14/6/18	242.13
29/12/17	242.13	29/6/18	242.13
	<hr/>		<hr/>
	3266.69		3189.92

\$ 6456.61

1200.00

7,656.61 ✓

From Ken Physio

Wilson

1/02/2019

Account Transactions
All Accounts

Between 1/07/2017 and 30/06/2018

Num	Date	Payee	Account	Memo	Category	Amount
Month Ending 31/07/2017						
	10/07/2017	wilson & Bessie	KPC CHEQUE		SUPERANNUATION : B&W MA WILSON	-500.00
	24/07/2017	wilson & Bessie	KPC CHEQUE		SUPERANNUATION : B&W MA WILSON	-500.00
	Total Month Ending 31/07/2017					-1,000.00
Month Ending 31/08/2017						
	7/08/2017	wilson & Bessie	KPC CHEQUE		SUPERANNUATION : B&W MA WILSON	-500.00
	21/08/2017	wilson & Bessie	KPC CHEQUE		SUPERANNUATION : B&W MA WILSON	-500.00
	Total Month Ending 31/08/2017					-1,000.00
Month Ending 30/09/2017						
	4/09/2017	wilson & Bessie	KPC CHEQUE		SUPERANNUATION : B&W MA WILSON	-500.00
	18/09/2017	wilson & Bessie	KPC CHEQUE		SUPERANNUATION : B&W MA WILSON	-500.00
	Total Month Ending 30/09/2017					-1,000.00
Month Ending 31/10/2017						
	2/10/2017	wilson & Bessie	KPC CHEQUE		SUPERANNUATION : B&W MA WILSON	-500.00
	16/10/2017	B AND W SUPERANNUATION FUND	KPC CHEQUE		SUPERANNUATION : B&W MA WILSON	-500.00
	30/10/2017	B AND W SUPERANNUATION FUND	KPC CHEQUE		SUPERANNUATION : B&W MA WILSON	-500.00
	Total Month Ending 31/10/2017					-1,500.00
Month Ending 30/11/2017						
	13/11/2017	B AND W SUPERANNUATION FUND	KPC CHEQUE		SUPERANNUATION : B&W MA WILSON	-500.00
	27/11/2017	B AND W SUPERANNUATION FUND	KPC CHEQUE		SUPERANNUATION : B&W MA WILSON	-500.00
	Total Month Ending 30/11/2017					-1,000.00
Month Ending 31/12/2017						
	11/12/2017	B AND W SUPERANNUATION FUND	KPC CHEQUE		SUPERANNUATION : B&W MA WILSON	-500.00
	27/12/2017	B AND W SUPERANNUATION FUND	KPC CHEQUE		SUPERANNUATION : B&W MA WILSON	-500.00
	Total Month Ending 31/12/2017					-1,000.00
Month Ending 31/01/2018						
	8/01/2018	B AND W SUPERANNUATION FUND	KPC CHEQUE		SUPERANNUATION : B&W MA WILSON	-500.00
	22/01/2018	B AND W SUPERANNUATION FUND	KPC CHEQUE		SUPERANNUATION : B&W MA WILSON	-500.00
	Total Month Ending 31/01/2018					-1,000.00
Month Ending 28/02/2018						

1/02/2019

Account Transactions
All Accounts

Between 1/07/2017 and 30/06/2018

Num	Date	Payee	Account	Memo	Category	Amount
Month Ending 31/10/2017						
16/10/2017		B AND W SUPERANNUATION FUND	KPC CHEQUE		SUPERANNUATION : B&W MA BESSIE	0.00
30/10/2017		B AND W SUPERANNUATION FUND	KPC CHEQUE		SUPERANNUATION : B&W MA BESSIE	0.00
Total Month Ending 31/10/2017						0.00
Month Ending 30/11/2017						
13/11/2017		B AND W SUPERANNUATION FUND	KPC CHEQUE		SUPERANNUATION : B&W MA BESSIE	0.00
27/11/2017		B AND W SUPERANNUATION FUND	KPC CHEQUE		SUPERANNUATION : B&W MA BESSIE	0.00
Total Month Ending 30/11/2017						0.00
Month Ending 31/12/2017						
11/12/2017		B AND W SUPERANNUATION FUND	KPC CHEQUE		SUPERANNUATION : B&W MA BESSIE	0.00
27/12/2017		B AND W SUPERANNUATION FUND	KPC CHEQUE		SUPERANNUATION : B&W MA BESSIE	0.00
Total Month Ending 31/12/2017						0.00
Month Ending 31/01/2018						
8/01/2018		B AND W SUPERANNUATION FUND	KPC CHEQUE		SUPERANNUATION : B&W MA BESSIE	0.00
22/01/2018		B AND W SUPERANNUATION FUND	KPC CHEQUE		SUPERANNUATION : B&W MA BESSIE	0.00
Total Month Ending 31/01/2018						0.00
Month Ending 30/06/2018						
30/06/2018		B AND W SUPERANNUATION FUND	KPC CHEQUE		SUPERANNUATION : B&W MA BESSIE	-1,200.00
Total Month Ending 30/06/2018						-1,200.00
Grand Total						-1,200.00

BESSIE.

Kew Physio

BESSIE

(Suek Yu Chin)

+

② All Quick Super for Bessie from Bapticare (work).

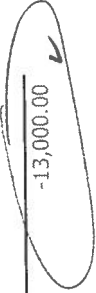
1/02/2019

Account Transactions
All Accounts

Between 1/07/2017 and 30/06/2018

Num	Date	Payee	Account	Memo	Category	Amount
	5/02/2018	B AND W SUPERANNUATION FUND	KPC CHEQUE		SUPERANNUATION : B&W MA WILSON	-500.00
	19/02/2018	B AND W SUPERANNUATION FUND	KPC CHEQUE		SUPERANNUATION : B&W MA WILSON	-500.00
	Total Month Ending 28/02/2018					-1,000.00
	Month Ending 31/03/2018					
	5/03/2018	B AND W SUPERANNUATION FUND	KPC CHEQUE		SUPERANNUATION : B&W MA WILSON	-500.00
	19/03/2018	B AND W SUPERANNUATION FUND	KPC CHEQUE		SUPERANNUATION : B&W MA WILSON	-500.00
	Total Month Ending 31/03/2018					-1,000.00
	Month Ending 30/04/2018					
	3/04/2018	B AND W SUPERANNUATION FUND	KPC CHEQUE		SUPERANNUATION : B&W MA WILSON	-500.00
	16/04/2018	B AND W SUPERANNUATION FUND	KPC CHEQUE		SUPERANNUATION : B&W MA WILSON	-500.00
	30/04/2018	B AND W SUPERANNUATION FUND	KPC CHEQUE		SUPERANNUATION : B&W MA WILSON	-500.00
	Total Month Ending 30/04/2018					-1,500.00
	Month Ending 31/05/2018					
	14/05/2018	B AND W SUPERANNUATION FUND	KPC CHEQUE		SUPERANNUATION : B&W MA WILSON	-500.00
	28/05/2018	B AND W SUPERANNUATION FUND	KPC CHEQUE		SUPERANNUATION : B&W MA WILSON	-500.00
	Total Month Ending 31/05/2018					-1,000.00
	Month Ending 30/06/2018					
	11/06/2018	B AND W SUPERANNUATION FUND	KPC CHEQUE		SUPERANNUATION : B&W MA WILSON	-500.00
	25/06/2018	B AND W SUPERANNUATION FUND	KPC CHEQUE		SUPERANNUATION : B&W MA WILSON	-500.00
	Total Month Ending 30/06/2018					-1,000.00
	Grand Total					
						-13,000.00

Kew Physio
Wilson
(Yew Stew MA)



Portfolio Valuation

30 JUNE 2018

CommSec 

SHARES - 4315288 - HIN 53682324

B & W MA FUND MANAGEMENT PTY LTD <B & W MA SUPER FUND A/C>

Portfolio	Units	Unit Price	Portfolio Value	% of Portfolio
ANZ - ANZ BANKING GRP LTD FPO (ORDINARY FULLY PAID)	367	\$28.2400	\$10,364.08	5.82%
ASX - ASX LIMITED FPO (ORDINARY FULLY PAID)	300	\$64.3900	\$19,317.00	10.85%
CBA - COMMONWEALTH BANK. FPO (ORDINARY FULLY PAID)	528	\$72.8700	\$38,475.36	21.61%
CCL - COCA-COLA AMATIL FPO (ORDINARY FULLY PAID)	1,211	\$9.2000	\$11,141.20	6.26%
CYB - CYBG PLC CDI 1:1 (CDI 1:1 FOREIGN EXEMPT LSE)	129	\$5.6300	\$726.27	0.41%
NAB - NATIONAL AUST. BANK FPO (ORDINARY FULLY PAID)	592	\$27.4100	\$16,226.72	9.11%
TLS - TELSTRA CORPORATION. FPO (ORDINARY FULLY PAID)	17,000	\$2.6200	\$44,540.00	25.01%
WPL - WOODSIDE PETROLEUM FPO (ORDINARY FULLY PAID)	1,042	\$35.4600	\$36,949.32	20.75%
		Sub Total	\$177,739.95 ✓	99.81%

Cash Accounts	Portfolio Value	% of Portfolio
CDIA - 06716710333735	\$333.89 ✓	0.19%
TOTAL	\$178,073.84	100.00%

Portfolio Valuation

30 JUNE 2018



This statement only provides information for CDIA accounts that have been designated as the settlement account for your trading account as at 30 June. Please refer to NetBank for interest income from all other CBA accounts.

The Interest shown is net of any non-resident or TFN withholding tax (if applicable). Please refer to Netbank for bank fees paid on your designated CDIA settlement account in the financial year.



Financial Year Summary

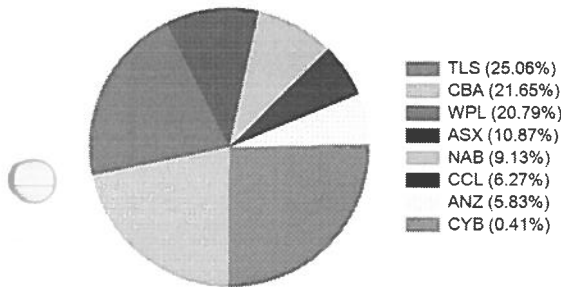


1 JULY 2017 - 30 JUNE 2018

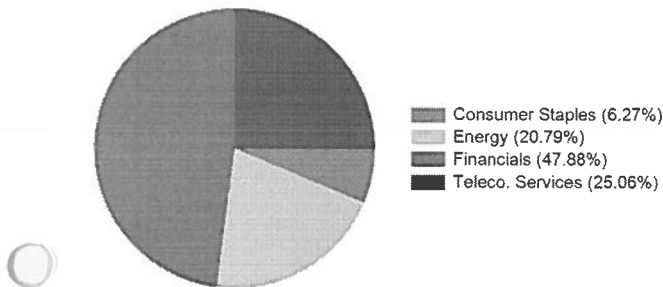
Portfolio Valuation	Account Number	Account Name	Value as at 30 June 2018
Shares	4315288	B & W MA FUND MANAGEMENT PTY LTD <B & W MA SUPER FUND A/C>	\$177,739.95
CDIA	10333735	B & W Ma Super Fund	\$333.89
TOTAL PORTFOLIO VALUE			\$178,073.84

Allocation as at 30 June 2018

Shares in your portfolio



Sectors in your portfolio



Estimated Interest & Dividends

2017-2018 Financial Year

Est. Franked Dividends	\$10,668.32	✓
Est. Unfranked Dividends	\$166.31	✓
Est. Franking Credits	\$4,572.15	✓
Est. Interest Received from Interest Rate Securities	\$0.00	
Interest Received from Cash Account(s)	\$0.68	✓
TOTAL INCOME	\$10,835.31	

Fees & Charges

2017-2018 Financial Year

Total Brokerage (inc. GST)	\$29.95
Total Subscriptions (inc. GST)	\$0.00
Other Fees (inc. GST)	\$0.00
TOTAL FEES & CHARGES	\$29.95

Financial Year Summary



1 JULY 2017 - 30 JUNE 2018

This statement only provides information for CDIA accounts that have been designated as the settlement account for your trading account as at 30 June. Please refer to NetBank for interest income from all other CBA accounts.

The interest shown is net of any non-resident or TFN withholding tax (if applicable). Please refer to Netbank for bank fees paid on your designated CDIA settlement account in the financial year.

Interest & Estimated Dividend Summary

1 JULY 2017 - 30 JUNE 2018

CommSec



SHARES - 4315288 - HIN 53682324

B & W MA FUND MANAGEMENT PTY LTD <B & W MA SUPER FUND A/C>

ESTIMATED DIVIDEND SUMMARY

ANZ - ANZ BANKING GRP LTD FPO (ORDINARY FULLY PAID)

Ex-div date	Payment Date	Type	Dividend per share	Units	Est. Unfranked Amount	Est. Franked Amount	Est. Total Dividend	Est. Franking Credit
13-Nov-2017	18-Dec-2017	Final	\$0.8000	358	\$0.00	\$286.40	\$286.40	\$122.74
08-May-2017	03-Jul-2017	Interim	\$0.8000	348	\$0.00	\$278.40	\$278.40	\$119.31
Sub Total					\$0.00	\$564.80	\$564.80	\$242.05

ASX - ASX LIMITED FPO (ORDINARY FULLY PAID)

Ex-div date	Payment Date	Type	Dividend per share	Units	Est. Unfranked Amount	Est. Franked Amount	Est. Total Dividend	Est. Franking Credit
08-Mar-2018	28-Mar-2018	Interim	\$1.0720	300	\$0.00	\$321.60	\$321.60	\$137.83
07-Sep-2017	27-Sep-2017	Final	\$0.9980	300	\$0.00	\$299.40	\$299.40	\$128.31
Sub Total					\$0.00	\$621.00	\$621.00	\$266.14

CBA - COMMONWEALTH BANK. FPO (ORDINARY FULLY PAID)

Ex-div date	Payment Date	Type	Dividend per share	Units	Est. Unfranked Amount	Est. Franked Amount	Est. Total Dividend	Est. Franking Credit
14-Feb-2018	28-Mar-2018	Interim	\$2.0000	515	\$0.00	\$1,030.00	\$1,030.00	\$441.43
16-Aug-2017	29-Sep-2017	Final	\$2.3000	500	\$0.00	\$1,150.00	\$1,150.00	\$492.86
Sub Total					\$0.00	\$2,180.00	\$2,180.00	\$934.29

CCL - COCA-COLA AMATIL FPO (ORDINARY FULLY PAID)

Ex-div date	Payment Date	Type	Dividend per share	Units	Est. Unfranked Amount	Est. Franked Amount	Est. Total Dividend	Est. Franking Credit
26-Feb-2018	10-Apr-2018	Final	\$0.2600	1,177	\$91.81	\$214.21	\$306.02	\$91.81
28-Aug-2017	03-Oct-2017	Interim	\$0.2100	1,147	\$72.26	\$168.61	\$240.87	\$72.26
Sub Total					\$164.07	\$382.82	\$546.89	\$164.07

CYB - CYBG PLC CDI 1:1 (CDI 1:1 FOREIGN EXEMPT LSE)

Ex-div date	Payment Date	Type	Dividend per share	Units	Est. Unfranked Amount	Est. Franked Amount	Est. Total Dividend	Est. Franking Credit
18-Jan-2018	16-Feb-2018	Final	\$0.0173	129	\$2.24	\$0.00	\$2.24	\$0.00
Sub Total					\$2.24	\$0.00	\$2.24	\$0.00

NAB - NATIONAL AUST. BANK FPO (ORDINARY FULLY PAID)

Ex-div date	Payment Date	Type	Dividend per share	Units	Est. Unfranked Amount	Est. Franked Amount	Est. Total Dividend	Est. Franking Credit
09-Nov-2017	13-Dec-2017	Final	\$0.9900	573	\$0.00	\$567.27	\$567.27	\$243.12
16-May-2017	05-Jul-2017	Interim	\$0.9900	555	\$0.00	\$549.45	\$549.45	\$235.48
Sub Total					\$0.00	\$1,116.72	\$1,116.72	\$478.60

Interest & Estimated Dividend Summary



1 JULY 2017 - 30 JUNE 2018

TLS - TELSTRA CORPORATION. FPO (ORDINARY FULLY PAID)

Ex-div date	Payment Date	Type	Dividend per share	Units	Est. Unfranked Amount	Est. Franked Amount	Est. Total Dividend	Est. Franking Credit
28-Feb-2018	29-Mar-2018	Interim	\$0.1100	17,000	\$0.00	\$1,870.00	\$1,870.00	\$801.43
30-Aug-2017	28-Sep-2017	Final	\$0.1550	17,000	\$0.00	\$2,635.00	\$2,635.00	\$1,129.29
Sub Total					\$0.00	\$4,505.00	\$4,505.00	\$1,930.72

WPL - WOODSIDE PETROLEUM FPO (ORDINARY FULLY PAID)

Ex-div date	Payment Date	Type	Dividend per share	Units	Est. Unfranked Amount	Est. Franked Amount	Est. Total Dividend	Est. Franking Credit
22-Feb-2018	22-Mar-2018	Final	\$0.6261	1,042	\$0.00	\$652.41	\$652.41	\$279.61
24-Aug-2017	21-Sep-2017	Interim	\$0.6195	1,042	\$0.00	\$645.57	\$645.57	\$276.67
Sub Total					\$0.00	\$1,297.98	\$1,297.98	\$556.28
TOTAL					\$166.31	\$10,668.32	\$10,834.63	\$4,572.15

ESTIMATED INTEREST RECEIVED

No data available

TOTAL	\$0.00
--------------	---------------

INTEREST INCOME SUMMARY

Account	Interest
CDIA - 10333735	\$0.68
TOTAL	\$0.68

Interest & Estimated Dividend Summary

1 JULY 2017 - 30 JUNE 2018



This statement only provides information for CDIA accounts that have been designated as the settlement account for your trading account as at 30 June. Please refer to NetBank for interest income from all other CBA accounts.

The Interest shown is net of any non-resident or TFN withholding tax (if applicable). Please refer to Netbank for bank fees paid on your designated CDIA settlement account in the financial year.

(1) This is an estimate prepared by CommSec based upon units that you hold in accordance with our records. Your actual entitlement will be determined by whether or not a company's share registry shows you as owning shares at the relevant record dates. Amounts that may have been withheld for failing to provide your tax file number to your share registries are not disclosed on this report.

Dividends are estimated by CommSec based on the total registered Units held on the Record Date of the dividend. The following fields are estimated in accordance with the calculations outlined below:

- (a) Units = Total registered units of security held on the Record Date of the dividend
- (b) Est. Unfranked Amount = Units X Dividend per security X Unfranked %
- (c) Est. Franked Amount = Units X Dividend per security X Franked %
- (d) Est. Franking Credit = (Est. Franked Amount X company tax rate)/(100 - company tax rate)
- (e) Est. Total Dividend = Units x Dividend per security

(2) If you have total franking credit amounts greater than \$5,000, in order to be eligible to claim the benefit of the franking credit, you must have held the security for at least 45 consecutive days, not including date of purchase and date of sale. Where the 45 day holding requirement has not been satisfied, the holding period rule (also known as the 45 day rule) may apply to deny the franking credits attached to the dividend received in respect of the particular security. If you have bought shares in the special 2 day trading period that is available after a company's shares go 'ex-dividend' then you may not be entitled to franking credits on these shares. If that situation applies to you please speak to your tax adviser.

Please refer to your dividend statement provided by the Share Registry for any foreign tax credits you may be entitled to and breakdown of any trust distribution you may have received.

For details of the components of your ASX listed trust distributions you will need to refer to the Annual Tax Statement issued by the trust manager.

This statement is issued by Commonwealth Securities Limited ABN 60 067 254 399 AFSL 238814 ("CommSec"), a participant of the ASX Group and Chi-X Australia. CommSec is a wholly owned but non-guaranteed subsidiary of Commonwealth Bank of Australia Group ("CBA"). Information contained in this statement is believed to be accurate at the time the statement is generated. CBA and its subsidiaries do not accept any liability for any errors or omissions contained in this statement, or any responsibility for any action taken in reliance on this statement. This statement is a summary document only and it is not intended to replace any document which contains information that may be required for taxation purposes. You should therefore retain your CHESS statements, dividend statements, confirmation contract notes and bank account statements for your records in this regard. If there are any errors in this statement, please contact us on 13 15 19. The total brokerage outlined does not include any rebates you may have received over the financial year. Please refer to your transaction statement records for any rebates you may have received for the report period. This report only includes dividends paid for holdings held with CommSec. Any dividends paid (based on the ex-dividend date) prior to holdings being transferred to CommSec are not included in this report. This report may not include information on some accounts if you have switched products during the financial year. CommSec is not a registered tax practitioner and the information provided in this report does not constitute tax advice. The above information whilst based upon your holdings only takes into account those of your circumstances of which we are aware. It is recommended that you provide the report to your tax adviser or accountant in order that your particular circumstances can be properly addressed.

Address Commonwealth Securities Locked Bag 22, Australia Square NSW 1215 | Enquiries 13 15 19 | www.commsec.com.au

Interest & Estimated Dividend Summary

1 JULY 2017 - 30 JUNE 2018



GLOSSARY

Units	The number of registered securities that you own.
Unit Price	The Portfolio Valuation 'Unit Price' is calculated using a 'Reference' Price provided by the ASX which takes into account an adjustment to determine value at Close of Market if the Security does not trade in the Closing Single Price Auction on the Valuation Date.
Brokerage	The fee or charge that is paid by you when transacting a buy or sell.
Holder Identification Number (HIN)	When you are CHESS sponsored with a Broker you will be issued a unique number, called a HIN. Multiple holdings can be registered under the single HIN. A HIN starts with the letter X and usually followed by 10 numbers, e.g. X0001234567.
Dividend	A dividend is a payment made to shareholders from the company. This payment is a portion of the company's profits. ASX listed companies typically pay dividends twice a year, usually as an 'interim' dividend and a 'final dividend'. From time to time, a company may also pay a 'special' dividend.
Ex-dividend date	The ex-dividend date occurs two business days before the company's Record Date. To be entitled to a dividend a shareholder must have purchased the shares before the ex-dividend date. If you purchase shares on or after that date, the previous owner of the shares (and not you) is entitled to the dividend..
Interim dividend	A dividend paid during a year representing a return based on the previous six months' financial performance and the outlook for the future.
Final dividend	A dividend paid during a year representing a return based on the previous twelve months' financial performance..
Special dividend	A dividend paid by the company outside typical recurring (interim and final) dividend cycle.
Record date	The record date is the date the share registries use in determining who is entitled to a dividend or entitlement associated with a security. Those who held the security in the company and were on the register on the record date are eligible for the entitlement.
Payment date	The date on which a declared dividend is scheduled to be paid.
Unfranked dividend	Dividends which do not carry a franking credit.
Franked dividend	Franked dividends are paid to security holders out of profits on which the company has already paid tax.
Franking /Imputation Credit	A franking credit is your share of tax paid by a company on the profits from which your dividend are paid. They are also known as Imputation Credits.
Total subscription	Total subscription can include, but are not limited to: CommSecIRESS fees, Morningstar research subscription fees and CommSec share trade alerts.
Other fees	Other fees can include, but are not limited to: Off market transfer fees, conditional trading fees, rejection fees, early and late settlement fees, fail fees, SRN query, rebooking fees, cheque payment fee or cheque dishonour fees and the printing and posting of contract notes.
Corporate action (CA)	Any action initiated by the company or corporation, for the purpose of giving an entitlement to shareholders.

Transaction Summary



1 JULY 2017 - 30 JUNE 2018

SHARES - 4315288 - HIN 53682324

B & W MA FUND MANAGEMENT PTY LTD <B & W
MA SUPER FUND A/C>

Total Buys and Sells

2017 - 2018 Financial Year

Total Buys (inc. Brokerage + GST)	\$24,515.95
Total Sells (inc. Brokerage + GST)	\$0.00

CBA - COMMONWEALTH BANK. FPO (ORDINARY FULLY PAID)

Date	Type	Quantity	Unit Price	Trade Value	Brokerage+GST	GST	CNote	Total Value
09-Aug-2017	Buy	300	\$81.6200	\$24,486.00	\$29.95	\$2.72	78881788	\$24,515.95
				Sub Total	\$29.95	\$2.72		\$24,515.95

Transaction Summary

1 JULY 2017 - 30 JUNE 2018



The transaction summary is only able to display information available to us. Transactions regarding corporate actions or stock transfers are not included and can be found on your statements as issued by the company or the share registry. Transactions for Issuer Sponsored holdings placed outside of this account are not included in this summary. Links to some of the key share registries can be found below:

Computershare (<http://www.computershare.com/au/Pages/default.aspx>)
Link Market Services (<https://investorcentre.linkmarketservices.com.au/Login.aspx/Login>)
Security Transfer Registrars (<https://www.securitytransfer.com.au/>)
Advanced Share Registry Services (<http://www.advancedshare.com.au/Home.aspx>)



Macquarie Vision Cash Account

MACQUARIE BANK LIMITED
ABN 46 008 583 542 AFSL 237502

enquiries 1800 501 562
fax 1800 025 175
www.macquarie.com.au

GPO Box 4045
Sydney, NSW 2001



030 85905

B & W MA FUND MANAGEMENT PTY LTD
19 HIGH STREET SOUTH
KEW VIC 3101

1 Shelley Street
Sydney, NSW 2000

account balance **\$80.79**
as at 31 Dec 17

account name B & W MA FUND MANAGEMENT PTY LTD
ATF B & W MA SUPERANNUATION FUND
account no. 122559925

	transactions	debits	credits	balance
30.06.17	OPENING BALANCE			80.78
29.12.17	INTEREST PAID*		0.01	80.79
	CLOSING BALANCE AS AT 31 DEC 17	0.00	0.01	80.79

* Interest rate for the period 1 July to 31 December: 0.50%pa (184 days)

how to make a transaction

online
Log in to www.macquarie.com.au

by phone
Call 133 275 to make a phone transaction

transfers from another bank account
Transfer funds from another bank to this account:
BSB 183 334
ACCOUNT NO. 122559925

deposits using BPay
From another bank



Billers code: 20206
Ref: 122 559 925

continued on next



Macquarie Vision Cash Account

MACQUARIE BANK LIMITED
ABN 46 008 583 542 AFSL 237502

enquiries 1800 501 562
fax 1800 025 175
www.macquarie.com.au

GPO Box 4045
Sydney, NSW 2001



B & W MA FUND MANAGEMENT PTY LTD
19 HIGH STREET SOUTH
KEW VIC 3101

1 Shelley Street
Sydney, NSW 2000

account balance **\$80.80**
as at 30 Jun 18

account name B & W MA FUND MANAGEMENT PTY LTD
ATF B & W MA SUPERANNUATION FUND
account no. 122559925

	transactions	debits	credits	balance
31.12.17	OPENING BALANCE			80.79
29.03.18	INTEREST PAID*		0.01	80.80
	CLOSING BALANCE AS AT 30 JUN 18	0.00	0.01	80.80

* Interest rate for the period 1 January to 30 June: 0.50%pa (181 days)

annual interest summary 2017/2018

INTEREST PAID	0.02
TOTAL INCOME PAID	0.02

how to make a transaction

online

Log in to www.macquarie.com.au

by phone

Call 133 275 to make a phone transaction

transfers from another bank account

Transfer funds from another bank to this account:
BSB 183 334
ACCOUNT NO. 122559925

deposits using BPay

From another bank



Billers code: 20206
Ref: 122 559 925

continued on next



Macquarie Vision Cash Account

MACQUARIE BANK LIMITED
ABN 46 008 583 542 AFSL 237502

enquiries 1800 501 562
fax 1800 025 175
www.macquarie.com.au

GPO Box 4045
Sydney, NSW 2001



030

80687

B & W MA FUND MANAGEMENT PTY LTD
19 HIGH STREET SOUTH
KEW VIC 3101

1 Shelley Street
Sydney, NSW 2000

account balance **\$80.80**
as at 31 Dec 18

account name B & W MA FUND MANAGEMENT PTY LTD
ATF B & W MA SUPERANNUATION FUND
account no. 122559925

transaction	description	debits	credits	balance
30.06.18	OPENING BALANCE			80.80
	CLOSING BALANCE AS AT 31 DEC 18	0.00	0.00	80.80

* Interest rate for the period 1 July to 31 December: 0.50%pa (184 days)

how to make a transaction

online

Log in to www.macquarie.com.au

by phone

Call 133 275 to make a phone transaction

transfers from another bank account

Transfer funds from another bank to this account:
BSB 183 334
ACCOUNT NO. 122559925

deposits using BPay

From another bank



Billers code: 20206

Ref: 122 559 925

continued on next



030

MR YUEN SHUN MA
 19 HIGH ST
 KEW VIC 3101

Account Number 06 3142 10339135

Statement Period 6 Jun 2017 - 5 Sep 2017

Closing Balance \$37.99 CR

Enquiries 13 1998
 (24 hours a day, 7 days a week)

Business Online Saver

Name: B AND W MA SUPERANNUATION FUND

Note: Please check that the entries listed on this statement are correct. For further information on your account including; details of features, fees, any errors or complaints, please contact us on the details above. Proceeds of cheques are not available until cleared.

Date	Transaction	Debit	Credit	Balance
06 Jun 2017	OPENING BALANCE			\$37.99 CR
05 Sep 2017	CLOSING BALANCE			\$37.99 CR

Opening balance	-	Total debits	+	Total credits	=	Closing balance
\$37.99 CR		Nil		Nil		\$37.99 CR

Your Credit Interest Rate Summary

Date	Balance	Standard Credit Interest Rate (p.a.)
05 Sep	Less than \$10,000.00	0.00%
	\$10,000.00 and over	0.60%

Note. Interest rates are effective as at the date shown but are subject to change.



10861.22662.1.258R3 0303 SL.R3.S95.1.D248.O.V06.00.22



030

MR YUEN SHUN MA
 19 HIGH ST
 KEW VIC 3101

Account Number 06 3142 10339135

Statement Period 6 Sep 2017 - 5 Dec 2017

Closing Balance \$37.99 CR

Enquiries 13 1998
 (24 hours a day, 7 days a week)

Business Online Saver

Name: B AND W MA SUPERANNUATION FUND

Note: Have you checked your statement today? It's easy to find out more information about each of your transactions by logging on to the CommBank App or NetBank. Should you have any questions on fees or see an error please contact us on the details above. Cheque proceeds are available when cleared.

Date	Transaction	Debit	Credit	Balance
06 Sep 2017	OPENING BALANCE			\$37.99 CR
05 Dec 2017	CLOSING BALANCE			\$37.99 CR

Opening balance	-	Total debits	+	Total credits	=	Closing balance
\$37.99 CR		Nil		Nil		\$37.99 CR

Your Credit Interest Rate Summary

Date	Balance	Standard Credit Interest Rate (p.a.)
05 Dec	Less than \$10,000.00	0.00%
	\$10,000.00 and over	0.50%

Note. Interest rates are effective as at the date shown but are subject to change.





Statement 81 (Page 1 of 1)

Account Number 06 3142 10339135

Statement Period 6 Dec 2017 - 5 Mar 2018

Closing Balance \$37.99 CR

Enquiries 13 1998
 (24 hours a day, 7 days a week)



030

MR YUEN SHUN MA
 19 HIGH ST
 KEW VIC 3101

Business Online Saver

Name: B AND W MA SUPERANNUATION FUND

Note: Have you checked your statement today? It's easy to find out more information about each of your transactions by logging on to the CommBank App or NetBank. Should you have any questions on fees or see an error please contact us on the details above. Cheque proceeds are available when cleared.

Date	Transaction	Debit	Credit	Balance
06 Dec 2017	OPENING BALANCE			\$37.99 CR
05 Mar 2018	CLOSING BALANCE			\$37.99 CR

Opening balance	-	Total debits	+	Total credits	=	Closing balance
\$37.99 CR		Nil		Nil		\$37.99 CR

Your Credit Interest Rate Summary

Date	Balance	Standard Credit Interest Rate (p.a.)
05 Mar	Less than \$10,000.00	0.00%
	\$10,000.00 and over	0.50%

Note. Interest rates are effective as at the date shown but are subject to change.





030

MR YUEN SHUN MA
 19 HIGH ST
 KEW VIC 3101

Account Number 06 3142 10339135

Statement Period 6 Mar 2018 - 5 Jun 2018

Closing Balance \$37.99 CR

Enquiries 13 1998
 (24 hours a day, 7 days a week)

Business Online Saver

Name: B AND W MA SUPERANNUATION FUND

Note: Have you checked your statement today? It's easy to find out more information about each of your transactions by logging on to the CommBank App or NetBank. Should you have any questions on fees or see an error please contact us on the details above. Cheque proceeds are available when cleared.

Date	Transaction	Debit	Credit	Balance
06 Mar 2018	OPENING BALANCE			\$37.99 CR
05 Jun 2018	CLOSING BALANCE			\$37.99 CR

Opening balance	-	Total debits	+	Total credits	=	Closing balance
\$37.99 CR		Nil		Nil		\$37.99 CR

Your Credit Interest Rate Summary

Date	Balance	Standard Credit Interest Rate (p.a.)
05 Jun	Less than \$10,000.00	0.00%
	\$10,000.00 and over	0.50%

Note. Interest rates are effective as at the date shown but are subject to change.



*# 11044.24683.1.258R3 0303 SL R3.S951.D156.O.V06.00.25



030

MR YUEN SHUN MA
 19 HIGH ST
 KEW VIC 3101

Account Number 06 3142 10339135

Statement Period 6 Jun 2018 - 5 Sep 2018

Closing Balance \$37.99 CR

Enquiries 13 1998
 (24 hours a day, 7 days a week)

Business Online Saver

Name: B AND W MA SUPERANNUATION FUND

Note: Have you checked your statement today? It's easy to find out more information about each of your transactions by logging on to the CommBank App or NetBank. Should you have any questions on fees or see an error please contact us on the details above. Cheque proceeds are available when cleared.

Date	Transaction	Debit	Credit	Balance
06 Jun 2018	OPENING BALANCE			\$37.99 CR
05 Sep 2018	CLOSING BALANCE			\$37.99 CR

Opening balance	-	Total debits	+	Total credits	=	Closing balance
\$37.99 CR		Nil		Nil		\$37.99 CR

Your Credit Interest Rate Summary

Date	Balance	Standard Credit Interest Rate (p.a.)
05 Sep	Less than \$10,000.00	0.00%
	\$10,000.00 and over	0.40%

Note. Interest rates are effective as at the date shown but are subject to change.





Your Statement

Statement 45 (Page 1 of 2)

Account Number 06 3142 10308435

Statement Period 1 Jun 2017 - 31 Aug 2017

Closing Balance \$1,664.26 CR

Enquiries 13 1998
 (24 hours a day, 7 days a week)



030

MR YUEN SHUN MA AND MRS SUK YU CHIU
 19 HIGH ST
 KEW VIC 3101

Business Transaction Account

If this account has an attached overdraft limit or facility which is secured over your primary place of residence or over a residential investment property you should ensure that the property is insured in accordance with the terms and conditions of the mortgage. If you have any queries about your insurance cover you should contact your insurer. Information on property insurance can also be found on www.moneysmart.gov.au

Name: B AND W MA SUPERANNUATION FUND

Note: Please check that the entries listed on this statement are correct. For further information on your account including; details of features, fees, any errors or complaints, please contact us on the details above. Proceeds of cheques are not available until cleared.

Date	Transaction	Debit	Credit	Balance
01 Jun	2017 OPENING BALANCE			\$15,888.56 CR
01 Jun	Account Fee	10.00		\$15,878.56 CR
01 Jun	Direct Credit 361578 QUICKSUPER QUICKSPR1952398856		238.07	\$16,116.63 CR
05 Jun	Direct Credit 128594 kew PHYSIO Superannuation		500.00	\$16,616.63 CR
05 Jun	Direct Credit 459035 XYNERGY REALTY G TRANSFER 203 31 MA		1,620.84	\$18,237.47 CR
15 Jun	Direct Credit 361578 QUICKSUPER QUICKSPR1960819954		245.88	\$18,483.35 CR
19 Jun	Direct Credit 128594 kew PHYSIO Superannuation		500.00	\$18,983.35 CR
21 Jun	ASIC NetBank BPAY 17301 2291201281451 asic	249.00		\$18,734.35 CR
29 Jun	Direct Credit 361578 QUICKSUPER QUICKSPR1969598249		302.47	\$19,036.82 CR
30 Jun	Direct Credit 128594 kew physio transfer		1,800.00	\$20,836.82 CR
				<i>(\$900 Suk Chin Super)</i> <i>(\$900 Yuen Ma Super)</i>
01 Jul	Account Fee	10.00		\$20,826.82 CR
05 Jul	Direct Credit 459035 XYNERGY REALTY G TRANSFER 203 31 MA		1,622.21	\$22,449.03 CR
10 Jul	Direct Credit 128594 kew PHYSIO Superannuation		500.00	\$22,949.03 CR
13 Jul	Direct Credit 361578 QUICKSUPER QUICKSPR1978267720		238.07	\$23,187.10 CR
24 Jul	Direct Credit 128594 kew PHYSIO Superannuation		500.00	\$23,687.10 CR

*# 25342.36724.1.1 ZZ258R3 0303MU.R3.S151.D243.L V06.00.22



030

MR YUEN SHUN MA AND MRS SUK YU CHIU
 19 HIGH ST
 KEW VIC 3101

Account Number 06 3142 10308435

Statement Period 1 Sep 2017 - 30 Nov 2017

Closing Balance \$14,031.52 CR

Enquiries 13 1998
 (24 hours a day, 7 days a week)

Business Transaction Account

If this account has an attached overdraft limit or facility which is secured over your primary place of residence or over a residential investment property you should ensure that the property is insured in accordance with the terms and conditions of the mortgage. If you have any queries about your insurance cover you should contact your insurer. Information on property insurance can also be found on www.moneysmart.gov.au

Name: B AND W MA SUPERANNUATION FUND

Note: Have you checked your statement today? It's easy to find out more information about each of your transactions by logging on to the CommBank App or NetBank. Should you have any questions on fees or see an error please contact us on the details above. Cheque proceeds are available when cleared.

Date	Transaction	Debit	Credit	Balance
01 Sep 2017	OPENING BALANCE			\$1,664.26 CR
01 Sep	Account Fee	10.00		\$1,654.26 CR
04 Sep	Direct Credit 128594 kew PHYSIO Superannuation		500.00	\$2,154.26 CR
05 Sep	Direct Credit 459035 XYNERGY REALTY G TRANSFER 203 31 MA		1,439.79	\$3,594.05 CR
07 Sep	Direct Credit 361578 QUICKSUPER QUICKSPR2013113089		242.13	\$3,836.18 CR
18 Sep	Direct Credit 128594 kew PHYSIO Superannuation		500.00	\$4,336.18 CR
21 Sep	Direct Credit 458106 WOODSIDE INT17/00611026		645.57	\$4,981.75 CR
21 Sep	Direct Credit 361578 QUICKSUPER QUICKSPR2021478241		267.93	\$5,249.68 CR
27 Sep	Direct Credit 181239 ASX FNL DIV 001207032610		299.40	\$5,549.08 CR
28 Sep	Direct Credit 088147 TLS FNL DIV 001205778864		2,635.00	\$8,184.08 CR
01 Oct	Account Fee	10.00		\$8,174.08 CR
02 Oct	Direct Credit 128594 kew PHYSIO Superannuation		500.00	\$8,674.08 CR
05 Oct	Direct Credit 361578 QUICKSUPER QUICKSPR2029970401		242.13	\$8,916.21 CR
05 Oct	Direct Credit 459035 XYNERGY REALTY G TRANSFER 203 31 MA		1,620.84	\$10,537.05 CR
12 Oct	TAX OFFICE PAYMENTS NetBank BPAY 75556 373530477521260 super	222.00		\$10,315.05 CR

28275.49403.1.1 ZZ258R3 0303MUJ.R3.S151.D334.L.V06.00.24



Account Number 06 3142 10308435

Statement Period 1 Dec 2017 - 28 Feb 2018

Closing Balance \$22,109.30 CR

Enquiries 13 1998
 (24 hours a day, 7 days a week)



030

MR YUEN SHUN MA AND MRS SUK YU CHIU
 19 HIGH ST
 KEW VIC 3101

Business Transaction Account

If this account has an attached overdraft limit or facility which is secured over your primary place of residence or over a residential investment property you should ensure that the property is insured in accordance with the terms and conditions of the mortgage. If you have any queries about your insurance cover you should contact your insurer. Information on property insurance can also be found on www.moneysmart.gov.au

Name: B AND W MA SUPERANNUATION FUND

Note: Have you checked your statement today? It's easy to find out more information about each of your transactions by logging on to the CommBank App or NetBank. Should you have any questions on fees or see an error please contact us on the details above. Cheque proceeds are available when cleared.

Date	Transaction	Debit	Credit	Balance
01 Dec 2017	OPENING BALANCE			\$14,031.52 CR
01 Dec	Account Fee	10.00		\$14,021.52 CR
05 Dec	Direct Credit 459035 XYNERGY REALTY G TRANSFER 203 31 MA		1,617.70	\$15,639.22 CR
11 Dec	Direct Credit 128594 kew PHYSIO Superannuation		500.00	\$16,139.22 CR
14 Dec	Direct Credit 361578 QUICKSUPER QUICKSPR2075945108		242.13	\$16,381.35 CR
27 Dec	Direct Credit 128594 kew PHYSIO Superannuation		500.00	\$16,881.35 CR
29 Dec	Direct Credit 361578 QUICKSUPER QUICKSPR2084135124		242.13	\$17,123.48 CR
01 Jan	Account Fee	10.00		\$17,113.48 CR
05 Jan	Direct Credit 459035 XYNERGY REALTY G TRANSFER 203 31 MA		1,554.69	\$18,668.17 CR
08 Jan	Direct Credit 128594 kew PHYSIO Superannuation		500.00	\$19,168.17 CR
11 Jan	Direct Credit 361578 QUICKSUPER QUICKSPR2091517838		242.13	\$19,410.30 CR
22 Jan	Direct Credit 128594 kew PHYSIO Superannuation		500.00	\$19,910.30 CR
25 Jan	Direct Credit 361578 QUICKSUPER QUICKSPR2099970834		242.13	\$20,152.43 CR
01 Feb	Account Fee	10.00		\$20,142.43 CR
05 Feb	Direct Credit 128594 kew PHYSIO Superannuation		500.00	\$20,642.43 CR





030

MR YUEN SHUN MA AND MRS SUK YU CHIU
 19 HIGH ST
 KEW VIC 3101

Account Number 06 3142 10308435

Statement Period 1 Mar 2018 - 31 May 2018

Closing Balance \$33,735.16 CR

Enquiries 13 1998
 (24 hours a day, 7 days a week)

Business Transaction Account

If this account has an attached overdraft limit or facility which is secured over your primary place of residence or over a residential investment property you should ensure that the property is insured in accordance with the terms and conditions of the mortgage. If you have any queries about your insurance cover you should contact your insurer. Information on property insurance can also be found on www.moneysmart.gov.au

Name: B AND W MA SUPERANNUATION FUND

Note: Have you checked your statement today? It's easy to find out more information about each of your transactions by logging on to the CommBank App or NetBank. Should you have any questions on fees or see an error please contact us on the details above. Cheque proceeds are available when cleared.

Date	Transaction	Debit	Credit	Balance
01 Mar 2018	OPENING BALANCE			\$22,109.30 CR
01 Mar	Account Fee	10.00		\$22,099.30 CR
05 Mar	Direct Credit 128594 kew PHYSIO Superannuation		500.00	\$22,599.30 CR
05 Mar	Direct Credit 459035 XYNERGY REALTY G TRANSFER 203 31 MA		1,534.69	\$24,133.99 CR
08 Mar	Direct Credit 361578 QUICKSUPER QUICKSPR2128009921		242.13	\$24,376.12 CR
19 Mar	Direct Credit 128594 kew PHYSIO Superannuation		500.00	\$24,876.12 CR
21 Mar	Direct Credit 219182 WOODSIDE PRE18/00862133		185.60	\$25,061.72 CR
22 Mar	Direct Credit 361578 QUICKSUPER QUICKSPR213777821		242.13	\$25,303.85 CR
22 Mar	Direct Credit 458106 WOODSIDE FIN17/00609662		652.42	\$25,956.27 CR
28 Mar	Direct Credit 181239 ASX ITM DIV 001214922474		321.60	\$26,277.87 CR
29 Mar	Direct Credit 088147 TLS ITM DIV 001212916288		1,870.00	\$28,147.87 CR
01 Apr	Account Fee	10.00		\$28,137.87 CR
03 Apr	Direct Credit 128594 kew PHYSIO Superannuation		500.00	\$28,637.87 CR
05 Apr	Direct Credit 361578 QUICKSUPER QUICKSPR2147536768		242.13	\$28,880.00 CR

Transaction Summary during 1st February 2018 to 30th April 2018

Transaction Type	01 Feb to 28 Feb	01 Mar to 31 Mar	01 Apr to 30 Apr	Free	Chargeable	Unit Price	Fee Charged
Staff assisted withdrawals	0	0	0	0	0	\$2.50	\$0.00
Cheques written	0	0	0	0	0	\$1.50	\$0.00
Cheque deposit	0	0	0	0	0	\$1.50	\$0.00
Over the counter deposit	0	0	0	0	0	\$2.50	\$0.00
Quick deposits	0	0	0	0	0	\$0.20	\$0.00
Cheq deposit in quick deposit box	0	0	0	0	0	\$1.50	\$0.00
Total	0	0	0	0	0		\$0.00
Account Fee						\$10.00	\$30.00
Paper Statement Fee						\$2.50	\$0.00



030

MR YUEN SHUN MA AND MRS SUK YU CHIU
 19 HIGH ST
 KEW VIC 3101

Account Number 06 3142 10308435

Statement Period 1 Jun 2018 - 31 Aug 2018

Closing Balance \$3,157.03 CR

Enquiries 13 1998
 (24 hours a day, 7 days a week)

Business Transaction Account

If this account has an attached overdraft limit or facility which is secured over your primary place of residence or over a residential investment property you should ensure that the property is insured in accordance with the terms and conditions of the mortgage. If you have any queries about your insurance cover you should contact your insurer. Information on property insurance can also be found on www.moneysmart.gov.au

Name: B AND W MA SUPERANNUATION FUND

Note: Have you checked your statement today? It's easy to find out more information about each of your transactions by logging on to the CommBank App or NetBank. Should you have any questions on fees or see an error please contact us on the details above. Cheque proceeds are available when cleared.

Date	Transaction	Debit	Credit	Balance
01 Jun	2018 OPENING BALANCE			\$33,735.16 CR
01 Jun	Account Fee	10.00		\$33,725.16 CR
05 Jun	Direct Credit 459035 XYNERGY REALTY G TRANSFER 203 31 MA		1,122.84	\$34,848.00 CR
11 Jun	Direct Credit 128594 kew PHYSIO Superannuation		500.00	\$35,348.00 CR
14 Jun	Direct Credit 361578 QUICKSUPER QUICKSPR2195080904		242.13	\$35,590.13 CR
25 Jun	Direct Credit 128594 kew PHYSIO Superannuation		500.00	\$36,090.13 CR
29 Jun	Direct Credit 361578 QUICKSUPER QUICKSPR2205595473		242.13	\$36,332.26 CR
30 Jun	Transfer From MA PHYSIO PL ..		1,200.00	\$37,532.26 CR
01 Jul	Account Fee	10.00		\$37,522.26 CR
06 Jul	Direct Credit 459035 XYNERGY REALTY G TRANSFER 203 31 MA		1,429.98	\$38,952.24 CR
09 Jul	Direct Credit 128594 kew PHYSIO Superannuation		500.00	\$39,452.24 CR
12 Jul	Direct Credit 361578 QUICKSUPER QUICKSPR2214693629		242.13	\$39,694.37 CR
23 Jul	Direct Credit 128594 kew PHYSIO Superannuation		500.00	\$40,194.37 CR
26 Jul	Direct Credit 361578 QUICKSUPER QUICKSPR2223431051		246.49	\$40,440.86 CR
30 Jul	TAX OFFICE PAYMENTS NetBank BPAY 75556 373530477521260 Super PAYG	222.00		\$40,218.86 CR

**# 24533.42768.1.2 ZZ258R3 0303MU.R3.S151.D243.L.V06.00.25

IMPORTANT NOTICE

New daily cash deposit limit for ATMs that accept instant deposits.

We will be updating our terms and conditions on 31 January 2019 to reflect the introduction of a \$10,000 daily deposit limit per account for cash deposits made at our ATMs that accept instant deposits. This new daily cash deposit limit applies to both personal and business accounts.

The following terms and conditions where applicable to you, will be amended to reflect this change:

- Electronic Banking Terms and Conditions
- Transactions, Savings and Investment Accounts Terms and Conditions
- Business, Transaction and Savings Accounts Terms and Conditions

These changes form part of our efforts to continuously improve controls at our ATMs that accept instant deposits, while balancing the banking needs of our customers.

If you need to deposit more than \$10,000 in cash, you still can do this at any CommBank branch.

