

From First to Last by Account
Options: Not summarised, Excluding NIL Balances
Client Code: EWE101 From 01/07/2017 To 30/06/2018

Last Year	Account	Description	Debit	Credit
(14789.37)	198	Dividends received		16938.86
-	199	Interest received		274.60
	204	Changes in net market values of other assets		
(47197.00)	20402	Shares in listed companies		17044.00
(34298.00)	20403	Real property	-	
(148381.82)	217	Rent received		153095.00
5690.00	300	Accountancy fees	3630.00	
120.00	309	Bank charges	120.00	
505.45	352	Electricity	-	
1239.00	364	Filing fees	513.00	
2231.82	381	Insurance	2460.00	
571.82	389	Legal costs	-	
14619.75	422	Rates & taxes	10769.75	
1377.26	428	Repairs & maintenance	1190.00	
64.00	472	Withholding tax	-	
	550	SUPERANNUATION FUND		
(218247.09)	55002	Profit Earned This Year	-	
218247.09	55003	Distribution to Members	168669.71	
	551	CATHERINE EWERS - PENSION		
(2498918.14)	55101	Balance at beginning of year		1577869.64
(218247.09)	55102	Allocated earnings		104867.03
(6319.84)	55105	Income tax expense on earnings	1112.24	
1145615.43	55115	Benefits paid during year	110702.41	
	552	RICHARD SWANTON		
-	55201	Balance at beginning of year		320000.00
-	55202	Allocated earnings		21267.56
-	55205	Income tax expense on earnings	225.57	
(320000.00)	55208	Contributions from member	-	
	553	DANIEL SWANTON		
-	55301	Balance at beginning of year		320000.00
-	55302	Allocated earnings		21267.56
-	55305	Income tax expense on earnings	225.57	
(320000.00)	55308	Contributions from Member	-	
	554	CATRINA SWANTON		
-	55401	Balance at Beginning of Year		320000.00
-	55402	Allocated Earnings		21267.56
-	55405	Income Tax Expense on Earnings	225.57	
(320000.00)	55408	Contributions from Member	-	
4361.80	680	Cash at bank	51238.34	
-	681	Cash at bank - security bonds	18518.83	
1883513.00	732	Land & buildings	1883513.00	
316487.00	738	Property improvements	316487.00	
	795	Shares in listed companies		
37594.00	79505	ANZ Ltd	36966.00	
51216.00	79510	BHP Ltd	74602.00	
143178.00	79515	CBA Ltd	125992.00	
1121.00	79520	CYBG PLC	1340.00	
28170.00	79530	NAB Ltd	26094.00	

From First to Last by Account
Options: Not summarised, Excluding NIL Balances
From 01/07/2017 To 30/06/2018

Client Code: EWE101

Last Year	Account	Description	Debit	Credit
375.00	79540	TBG Diagnostics Ltd	158.00	
5896.00	79543	South 32 Ltd	7942.00	
4482.00	79545	Southern Cross Media Ltd	4716.00	
979.00	79550	Scentre Ltd	1095.00	
57184.00	79560	Woolworths Ltd	68334.00	
-	882	Sundry Creditors		18244.23
(3007.00)	892	GST payable		2915.00
6319.84	904	Provision for income tax		1788.95
<u>(218247.09)</u>		Total	<u>2916839.99</u>	<u>2916839.99</u>

NET PROFIT THIS YEAR 168669.71
NET PROFIT LAST YEAR 218247.09

No. of Accounts: 49
No. of Entries: 58

Client Code: FWE101
From First to Last by Account
From 01/07/2017 To 30/06/2018

Date	Type Gp	Ref.	Debit	Credit	Balance
198 Dividends received					
					LY Closing Balance (14789.37)
30/06/2018	Jnl	1		16938.86	(16938.86)
					cash receipts & pmts for the year
			Closing Balance 0.00	16938.86	(16938.86)
199 Interest received					
					LY Closing Balance 0.00
30/06/2018	Jnl	2		274.60	(274.60)
					cash receipts & pmts for the year - security bonds
			Closing Balance 0.00	274.60	(274.60)
204 Changes in net market values of other assets					
20402 Shares in listed companies					
					LY Closing Balance (47197.00)
30/06/2018	Jnl	3		17044.00	(17044.00)
					reevaluation of listed equities to market value at year end
			Closing Balance 0.00	17044.00	(17044.00)
217 Rent received					
					LY Closing Balance (148381.82)
30/06/2018	Jnl	1		153095.00	(153095.00)
					cash receipts & pmts for the year
			Closing Balance 0.00	153095.00	(153095.00)
300 Accountancy fees					
					LY Closing Balance 5690.00
30/06/2018	Jnl	1	3630.00		3630.00
					cash receipts & pmts for the year
			Closing Balance 3630.00	0.00	3630.00
309 Bank charges					
					LY Closing Balance 120.00
30/06/2018	Jnl	1	120.00		120.00
					cash receipts & pmts for the year
			Closing Balance 120.00	0.00	120.00
364 Filing fees					
					LY Closing Balance 1239.00
30/06/2018	Jnl	1	254.00		254.00
					cash receipts & pmts for the year
30/06/2018	Jnl	1	259.00		513.00
					cash receipts & pmts for the year

Client Code: EWE101 From First to Last by Account
From 01/07/2017 To 30/06/2018

Date	Type Gp	Ref.	Debit	Credit	Balance
364	Filing fees : Continued				
Closing Balance			513.00	0.00	513.00
381	Insurance				
LY Closing Balance					2231.82
30/06/2018	Jnl	1	2460.00		2460.00
	cash receipts & pmts for the year				
Closing Balance			2460.00	0.00	2460.00
422	Rates & taxes				
LY Closing Balance					14619.75
30/06/2018	Jnl	1	3573.00		3573.00
	cash receipts & pmts for the year				
30/06/2018	Jnl	1	1222.00		4795.00
	cash receipts & pmts for the year				
30/06/2018	Jnl	1	5974.75		10769.75
	cash receipts & pmts for the year				
Closing Balance			10769.75	0.00	10769.75
428	Repairs & maintenance				
LY Closing Balance					1377.26
30/06/2018	Jnl	1	311.00		311.00
	cash receipts & pmts for the year				
30/06/2018	Jnl	1	424.00		735.00
	cash receipts & pmts for the year				
30/06/2018	Jnl	1	290.00		1025.00
	cash receipts & pmts for the year				
30/06/2018	Jnl	1	165.00		1190.00
	cash receipts & pmts for the year				
Closing Balance			1190.00	0.00	1190.00
550	SUPERANNUATION FUND				
55001	Unallocated Benefits Brought Forward				
Opening Balance					0.00
01/07/2017	Jnl			218247.09	(218247.09)
	Year end balance forward				
01/07/2017	Jnl		218247.09		0.00
	Year end balance forward				
Closing Balance			218247.09	218247.09	0.00
55002	Profit Earned This Year				
Opening Balance					(218247.09)
01/07/2017	Jnl		218247.09		0.00
	Year end balance forward : Profit distribution				
Closing Balance			218247.09	0.00	0.00

Client Code: EWE101
From First to Last by Account
From 01/07/2017 To 30/06/2018

Date	Type Gp	Ref.	Debit	Credit	Balance	
55003 Distribution to Members						
					218247.09	
	Opening Balance					
01/07/2017	Jnl			218247.09	0.00	
	Year end balance forward					
30/06/2018	Jnl	4	168669.71		168669.71	
	allocation of net earnings to members for the year					
	Closing Balance					
			168669.71	218247.09	168669.71	
551 CATHERINE EWERS - PENSION						
55101 Balance at beginning of year						
	Opening Balance					(2498918.14)
01/07/2017	Jnl			218247.09	(2717165.23)	
	Year end balance forward					
01/07/2017	Jnl			6319.84	(2723485.07)	
	Year end balance forward					
01/07/2017	Jnl		1145615.43		(1577869.64)	
	Year end balance forward					
	Closing Balance					
			1145615.43	224566.93	(1577869.64)	
55102 Allocated earnings						
	Opening Balance					(218247.09)
01/07/2017	Jnl		218247.09		0.00	
	Year end balance forward					
30/06/2018	Jnl	4		104867.03	(104867.03)	
	allocation of net earnings to members for the year					
	Closing Balance					
			218247.09	104867.03	(104867.03)	
55105 Income tax expense on earnings						
	Opening Balance					(6319.84)
01/07/2017	Jnl		6319.84		0.00	
	Year end balance forward					
30/06/2018	Jnl	5	1112.24		1112.24	
	tax expense for the year					
	Closing Balance					
			7432.08	0.00	1112.24	
55115 Benefits paid during year						
	Opening Balance					1145615.43
01/07/2017	Jnl			1145615.43	0.00	
	Year end balance forward					
30/06/2018	Jnl	1	110702.41		110702.41	
	cash receipts & pmts for the year					
	Closing Balance					
			110702.41	1145615.43	110702.41	
552 RICHARD SWANTON						

Client Code: EWE101
From First to Last by Account
From 01/07/2017 To 30/06/2018

Date	Type	Gp	Ref.	Debit	Credit	Balance
55201	Balance at beginning of year					
Opening Balance						0.00
01/07/2017	Jnl				320000.00	(320000.00)
						Year end balance forward
Closing Balance				0.00	320000.00	(320000.00)
55202	Allocated earnings					
Opening Balance						0.00
30/06/2018	Jnl		4		21267.56	(21267.56)
						allocation of net earnings to members for the year
Closing Balance				0.00	21267.56	(21267.56)
55205	Income tax expense on earnings					
Opening Balance						0.00
30/06/2018	Jnl		5	225.57		225.57
						tax expense for the year
Closing Balance				225.57	0.00	225.57
55208	Contributions from member					
Opening Balance						(320000.00)
01/07/2017	Jnl			320000.00		0.00
						Year end balance forward
Closing Balance				320000.00	0.00	0.00
553	DANIEL SWANTON					
55301	Balance at beginning of year					
Opening Balance						0.00
01/07/2017	Jnl				320000.00	(320000.00)
						Year end balance forward
Closing Balance				0.00	320000.00	(320000.00)
55302	Allocated earnings					
Opening Balance						0.00
30/06/2018	Jnl		4		21267.56	(21267.56)
						allocation of net earnings to members for the year
Closing Balance				0.00	21267.56	(21267.56)
55305	Income tax expense on earnings					
Opening Balance						0.00
30/06/2018	Jnl		5	225.57		225.57
						tax expense for the year
Closing Balance				225.57	0.00	225.57

Client Code: EWE101
From First to Last by Account
From 01/07/2017 To 30/06/2018

Date	Type	Gp	Ref.	Debit	Credit	Balance
55308 Contributions from Member						
						Opening Balance (320000.00)
01/07/2017	Jnl			320000.00		0.00
						Year end balance forward
				Closing Balance 320000.00	0.00	0.00
554 CATRINA SWANTON						
55401 Balance at Beginning of Year						
						Opening Balance 0.00
01/07/2017	Jnl				320000.00	(320000.00)
						Year end balance forward
				Closing Balance 0.00	320000.00	(320000.00)
55402 Allocated Earnings						
						Opening Balance 0.00
30/06/2018	Jnl		4		21267.56	(21267.56)
						allocation of net earnings to members for the year
				Closing Balance 0.00	21267.56	(21267.56)
55405 Income Tax Expense on Earnings						
						Opening Balance 0.00
30/06/2018	Jnl		5	225.57		225.57
						tax expense for the year
				Closing Balance 225.57	0.00	225.57
55408 Contributions from Member						
						Opening Balance (320000.00)
01/07/2017	Jnl			320000.00		0.00
						Year end balance forward
				Closing Balance 320000.00	0.00	0.00
680 Cash at bank						
						Opening Balance 4361.80
30/06/2018	Jnl		1	46876.54		51238.34
						cash receipts & pmts for the year
				Closing Balance 46876.54	0.00	51238.34
681 Cash at bank - security bonds						
						Opening Balance 0.00
30/06/2018	Jnl		2	18518.83		18518.83
						cash receipts & pmts for the year - security bonds

Client Code: EWE101
From First to Last by Account
From 01/07/2017 To 30/06/2018

Date	Type Gp	Ref.	Debit	Credit	Balance
Closing Balance			18518.83	0.00	18518.83
732	Land & buildings				
Opening Balance					1883513.00
Closing Balance			0.00	0.00	1883513.00
738	Property improvements				
Opening Balance					316487.00
Closing Balance			0.00	0.00	316487.00
795	Shares in listed companies				
79505	ANZ Ltd				
Opening Balance					37594.00
30/06/2018	Jnl	3		628.00	36966.00
			revaluation of listed equities to market value at year end		
Closing Balance			0.00	628.00	36966.00
79510	BHP Ltd				
Opening Balance					51216.00
30/06/2018	Jnl	3	23386.00		74602.00
			revaluation of listed equities to market value at year end		
Closing Balance			23386.00	0.00	74602.00
79515	CBA Ltd				
Opening Balance					143178.00
30/06/2018	Jnl	3		17186.00	125992.00
			revaluation of listed equities to market value at year end		
Closing Balance			0.00	17186.00	125992.00
79520	CYBG PLC				
Opening Balance					1121.00
30/06/2018	Jnl	3	219.00		1340.00
			revaluation of listed equities to market value at year end		
Closing Balance			219.00	0.00	1340.00
79530	NAB Ltd				
Opening Balance					28170.00
30/06/2018	Jnl	3		2076.00	26094.00
			revaluation of listed equities to market value at year end		

Client Code: EWE101
From First to Last by Account
From 01/07/2017 To 30/06/2018

Date	Type	Gp	Ref.	Debit	Credit	Balance
Closing Balance				0.00	2076.00	26094.00
79540			TBG Diagnostics Ltd			
Opening Balance						375.00
30/06/2018	Jnl		3		217.00	158.00
			revaluation of listed equities to market value at year end			
Closing Balance				0.00	217.00	158.00
79543			South 32 Ltd			
Opening Balance						5896.00
30/06/2018	Jnl		3	2046.00		7942.00
			revaluation of listed equities to market value at year end			
Closing Balance				2046.00	0.00	7942.00
79545			Southern Cross Media Ltd			
Opening Balance						4482.00
30/06/2018	Jnl		3	234.00		4716.00
			revaluation of listed equities to market value at year end			
Closing Balance				234.00	0.00	4716.00
79550			Scentre Ltd			
Opening Balance						979.00
30/06/2018	Jnl		3	116.00		1095.00
			revaluation of listed equities to market value at year end			
Closing Balance				116.00	0.00	1095.00
79560			Woolworths Ltd			
Opening Balance						57184.00
30/06/2018	Jnl		3	11150.00		68334.00
			revaluation of listed equities to market value at year end			
Closing Balance				11150.00	0.00	68334.00
882			Sundry Creditors			
Opening Balance						0.00
30/06/2018	Jnl		2		18244.23	(18244.23)
			cash receipts & pmts for the year - security bonds			
Closing Balance				0.00	18244.23	(18244.23)

Client Code: EWE101
From First to Last by Account
From 01/07/2017 To 30/06/2018

Date	Type	Gp	Ref.	Debit	Credit	Balance
892						
						GST payable
						Opening Balance
						(3007.00)
30/06/2018	Jnl		1	92.00		(2915.00)
						cash receipts & pmts for the year
						Closing Balance
				92.00	0.00	(2915.00)
904						
						Provision for income tax
						Opening Balance
						6319.84
30/06/2018	Jnl		1		6319.84	0.00
						cash receipts & pmts for the year
30/06/2018	Jnl		5		1788.95	(1788.95)
						tax expense for the year
						Closing Balance
				0.00	8108.79	(1788.95)
						Debits
						Credits
						3169158.73
						3169158.73
						No. of Accounts
						No. of Entries
						46.00
						58.00

Client Code: EWE101

Date	Type	Grp	Ref	Account	Description	Amount	Bal2	Narration
01/07/2017	Jnl			55002	Profit Earned This Year	218247.09	-	Year end balance forward : Profit distribution
01/07/2017	Jnl			55001	Unallocated Benefits Brought Forward	(218247.09)	-	Year end balance forward
01/07/2017	Jnl			55003	Distribution to Members	(218247.09)	-	Year end balance forward
01/07/2017	Jnl			55001	Unallocated Benefits Brought Forward	218247.09	-	Year end balance forward
01/07/2017	Jnl			55102	Allocated earnings	218247.09	-	Year end balance forward
01/07/2017	Jnl			55101	Balance at beginning of year	(218247.09)	-	Year end balance forward
01/07/2017	Jnl			55105	Income tax expense on earnings	6319.84	-	Year end balance forward
01/07/2017	Jnl			55101	Balance at beginning of year	(6319.84)	-	Year end balance forward
01/07/2017	Jnl			55115	Benefits paid during year	(1145615.43)	-	Year end balance forward
01/07/2017	Jnl			55101	Balance at beginning of year	1145615.43	-	Year end balance forward
01/07/2017	Jnl			55208	Contributions from member	320000.00	-	Year end balance forward
01/07/2017	Jnl			55201	Balance at beginning of year	(320000.00)	-	Year end balance forward
01/07/2017	Jnl			55308	Contributions from Member	320000.00	-	Year end balance forward
01/07/2017	Jnl			55301	Balance at beginning of year	(320000.00)	-	Year end balance forward
01/07/2017	Jnl			55408	Contributions from Member	320000.00	-	Year end balance forward
01/07/2017	Jnl			55401	Balance at Beginning of Year	(320000.00)	-	Year end balance forward
30/06/2018	Jnl		1	680	Cash at bank	46876.54	-	Year end balance forward
30/06/2018	Jnl		1	217	Rent received	(153095.00)	-	Year end balance forward
30/06/2018	Jnl		1	198	Dividends received	(16938.86)	-	Year end balance forward
30/06/2018	Jnl		1	309	Bank charges	120.00	-	Year end balance forward
30/06/2018	Jnl		1	422	Rates & taxes	3573.00	-	Year end balance forward
30/06/2018	Jnl		1	422	Rates & taxes	1222.00	-	Year end balance forward

Client Code: EWE101

Date	Type	Grp	Ref	Account	Description	Amount	Bal2	Narration
30/06/2018	Jnl		1	381	Insurance	2460.00	-	year cash receipts & pmts for the year
30/06/2018	Jnl		1	300	Accountancy fees	3630.00	-	year cash receipts & pmts for the year
30/06/2018	Jnl		1	422	Rates & taxes	5974.75	-	year cash receipts & pmts for the year
30/06/2018	Jnl		1	428	Repairs & maintenance	311.00	-	year cash receipts & pmts for the year
30/06/2018	Jnl		1	428	Repairs & maintenance	424.00	-	year cash receipts & pmts for the year
30/06/2018	Jnl		1	364	Filing fees	254.00	-	year cash receipts & pmts for the year
30/06/2018	Jnl		1	428	Repairs & maintenance	290.00	-	year cash receipts & pmts for the year
30/06/2018	Jnl		1	428	Repairs & maintenance	165.00	-	year cash receipts & pmts for the year
30/06/2018	Jnl		1	904	Provision for income tax	(6319.84)	-	year cash receipts & pmts for the year
30/06/2018	Jnl		1	364	Filing fees	259.00	-	year cash receipts & pmts for the year
30/06/2018	Jnl		1	892	GST payable	92.00	-	year cash receipts & pmts for the year
30/06/2018	Jnl		1	55115	Benefits paid during year	110702.41	-	year cash receipts & pmts for the year
30/06/2018	Jnl		2	681	Cash at bank - security bonds	18518.83	-	year cash receipts & pmts for the year - security bonds
30/06/2018	Jnl		2	199	Interest received	(274.60)	-	year cash receipts & pmts for the year - security bonds
30/06/2018	Jnl		2	882	Sundry Creditors	(18244.23)	-	year cash receipts & pmts for the year - security bonds
30/06/2018	Jnl		3	79505	ANZ Ltd	(628.00)	-	year cash receipts & pmts for the year - security bonds
30/06/2018	Jnl		3	79510	BHP Ltd	23386.00	-	year cash receipts & pmts for the year - security bonds
30/06/2018	Jnl		3	79515	CBA Ltd	(17186.00)	-	year cash receipts & pmts for the year - security bonds
30/06/2018	Jnl		3	79520	CYBG P/LC	219.00	-	year cash receipts & pmts for the year - security bonds
30/06/2018	Jnl		3	79530	NAB Ltd	(2076.00)	-	year cash receipts & pmts for the year - security bonds

Client Code: EWE101

Date	Type	Grp	Ref	Account	Description	Amount	Bal2	Narration
30/06/2018	Jnl	3	3	79543	South 32 Ltd	2046.00	-	to market value at year end revaluation of listed equities
30/06/2018	Jnl	3	3	79550	Secentre Ltd	116.00	-	to market value at year end revaluation of listed equities
30/06/2018	Jnl	3	3	79545	Southern Cross Media Ltd	234.00	-	to market value at year end revaluation of listed equities
30/06/2018	Jnl	3	3	79540	TBG Diagnostics Ltd	(217.00)	-	to market value at year end revaluation of listed equities
30/06/2018	Jnl	3	3	79560	Woolworths Ltd	11150.00	-	to market value at year end revaluation of listed equities
30/06/2018	Jnl	3	3	20402	Shares in listed companies	(17044.00)	-	to market value at year end revaluation of listed equities
30/06/2018	Jnl	4	4	55003	Distribution to Members	168669.71	-	allocation of net earnings to members for the year
30/06/2018	Jnl	4	4	55102	Allocated earnings	(104867.03)	-	allocation of net earnings to members for the year
30/06/2018	Jnl	4	4	55202	Allocated earnings	(21267.56)	-	allocation of net earnings to members for the year
30/06/2018	Jnl	4	4	55302	Allocated earnings	(21267.56)	-	allocation of net earnings to members for the year
30/06/2018	Jnl	4	4	55402	Allocated Earnings	(21267.56)	-	allocation of net earnings to members for the year
30/06/2018	Jnl	5	5	55105	Income tax expense on earnings	1112.24	-	tax expense for the year
30/06/2018	Jnl	5	5	55205	Income tax expense on earnings	225.57	-	tax expense for the year
30/06/2018	Jnl	5	5	55305	Income tax expense on earnings	225.57	-	tax expense for the year
30/06/2018	Jnl	5	5	55405	Income Tax Expense on Earnings	225.57	-	tax expense for the year
30/06/2018	Jnl	5	5	904	Provision for income tax	(1788.95)	-	tax expense for the year
					Debits:	3169158.73		
					Credits:	(3169158.73)		
					Total:	-		

No. Trans: 58

CATHERINE MONTAGUE SUPERANNUATION FUND
MEMBERS ACCOUNTS
AS AT 30 JUNE 2018

MEMBER	CATHERINE EWERS	RICHARD SWANTON	DANIEL SWANTON	CATRINA SWANTON	INVESTMENT FLUCTUATION RESERVE	TOTAL
OPENING BALANCE	1,577,869.64	320,000.00	320,000.00	320,000.00	0.00	2,537,869.64
EMPLOYER CONTRIBUTIONS	0.00	0.00	0.00	0.00	0.00	0.00
MEMBER CONTRIBUTIONS	0.00	0.00	0.00	0.00	0.00	0.00
TAX APPLICABLE TO CONTRIBUTIONS	0.00	0.00	0.00	0.00	0.00	0.00
SURCHARGE ON CONTRIBUTIONS	0.00	0.00	0.00	0.00	0.00	0.00
BENEFITS TRANSFERRED IN	0.00	0.00	0.00	0.00	0.00	0.00
SHARE OF PROFIT	104,867.02	21,267.56	21,267.56	21,267.56	0.00	168,669.71
TAX APPLICABLE TO PROFIT	-1,112.24	-225.57	-225.57	-225.57	-0.00	-1,788.95
BENEFITS PAID	-110,702.41	0.00	0.00	0.00	0.00	-110,702.41
TOTAL MEMBERS ACCOUNT	1,570,922.00	341,042.00	341,042.00	341,042.00	0.00	2,594,047.99
REPRESENTED BY						
TAX FREE COMPONENT						
CONTRIBUTION SEGMENT TAXED	183,942.23	320,000.00	320,000.00	320,000.00	0.00	1,143,942.23
CRYSTALLISED SEGMENT	0.00	0.00	0.00	0.00	0.00	0.00
TAXABLE COMPONENT						
TAXED ELEMENT	1,386,979.77	21,042.00	661,042.00	661,042.00	0.00	2,730,105.76
UNTAXED ELEMENT (INSURANCE COMPONENT)	0.00	0.00	0.00	0.00	0.00	0.00
TOTAL MEMBERS BENEFIT	1,570,922.00	341,042.00	981,042.00	981,042.00	0.00	3,874,047.99
ELIGIBLE SERVICE PERIOD						
DATE OF BIRTH	15/12/1955	03/01/1981	20/09/1982	02/04/1984		
AGE - 30 JUNE 2018	63	37	35	34		
PERIOD START DATE	21/10/2005	30/06/2017	30/06/2017	30/06/2017		
PRE JUNE 1983 DAYS	0	0	0	0		
POST JUNE 1983 DAYS	4,635	365	365	365		
TOTAL SERVICE DAYS - 30/06/18	4,635	365	365	365		
MEMBERS RBL LIMIT - LUMP SUM	648,946.00	648,946.00	648,946.00	648,946.00		
EXCESS BENEFITS	921,976.00	0.00	0.00	0.00		
MEMBERS RBL LIMIT - PENSION	1,297,886.00	1,297,886.00	1,297,886.00	1,297,886.00		
EXCESS BENEFITS	273,036.00	0.00	0.00	0.00		

KEY NOTES & FORMULAS

CONTRIBUTIONS SEGMENT				
OPENING BALANCE - 01/07/2017	197,821.25	320,000.00	320,000.00	320,000.00
EXTERNAL FUND TRANSFERS	0.00	0.00	0.00	0.00
MEMBERS CONTRIBUTIONS	0.00	0.00	0.00	0.00
LESS: BENEFITS PAID/ TRANSFERS OUT	-13,879.02	0.00	0.00	0.00
	183,942.23	320,000.00	320,000.00	320,000.00
CRYSTALLISED SEGMENT				
UNDEDUCTED CONTRIBUTIONS - PRE 1/7/07	0.00	0.00	0.00	0.00
PRE JULY 1983 COMPONENT - PRE 1/7/07	0.00	0.00	0.00	0.00
EXTERNAL FUND TRANSFERS	0.00	0.00	0.00	0.00
CGT EXEMPT COMPONENT	0.00	0.00	0.00	0.00
CONCESSIONAL COMPONENT	0.00	0.00	0.00	0.00
POST JUNE 1994 INVALIDITY COMPONENT	0.00	0.00	0.00	0.00
LESS: BENEFITS PAID/ TRANSFERS OUT	0.00	0.00	0.00	0.00
	0.00	0.00	0.00	0.00
TAXABLE COMPONENT (TAXED ELEMENT)				
MEMBERS ACCOUNT BALANCE - 30/06/18	1,570,922.00	341,042.00	341,042.00	341,042.00
LESS: CONTRIBUTIONS SEGMENT	-183,942.23	-320,000.00	320,000.00	320,000.00
LESS: CRYSTALLISED SEGMENT	0.00	0.00	0.00	0.00
	1,386,979.77	21,042.00	661,042.00	661,042.00

NOTES

The following link should be used to verify the calculation of the crystallised segment as at 30 June 2007
<http://calculators.ato.gov.au/scripts/axos/axos.asp?CONTEXT=&KBS=SCC.xr4&go=ok>

CATHERINE MONTAGUE SUPERANNUATION FUND
MEMBERS ACCOUNTS
AS AT 30 JUNE 2018

EARNINGS RATE	2018	2017	2016	2015	2014
OPENING BALANCE OF FUND	2,537,869.64	2,498,918.14	2,584,855.98	2,555,330.14	0.00
NET FUND EARNINGS					
EARNINGS FOR YEAR	168,669.71	218,247.09	67,246.98	110,554.47	0.00
TAX APPLICABLE TO EARNINGS	-1,788.95	6,319.84	7,141.10	7,701.59	0.00
NET FUND EARNINGS	166,880.76	224,566.93	74,388.08	118,256.06	0.00
AVERAGE EARNING RATE	6.58%	8.99%	2.88%	4.63%	ERR

AVERAGE 5 YEAR RATE 5.77% 5.50% 3.75% 4.63% ERR

CATHERINE MONTAGUE SUPERANNUATION FUND
 INCOME TAX EXPENSE CALCULATION WORKSHEET
 FOR THE YEAR ENDED 30 JUNE 2018

DESCRIPTION	INCOME TAX EXPENSE		PROVISION FOR TAX	FUTURE INCOME TAX BENEFIT		PROVISION FOR DEFERRED TAX		
				OPENING BALANCE	MOVEMENT	OPENING BALANCE	MOVEMENT	CLOSING BALANCE
ACCRUED BENEFITS								
FROM OPERATIONS	168,670.00		-168,670.00					
PERMANENT DIFFERENCES								
PENALTIES & FINES	0.00	0.00	0.00					
IMPUTATION CREDITS	7,225.00	-7,225.00						
FOREIGN TAX CREDITS	0.00	0.00						
WITHHOLDING TAX	0.00	0.00						
NON ASSESSABLE PORTION OF TRUST DISTRIBUTIONS	0.00	0.00	0.00					
NON ASSESSABLE TRUST CAPITAL GAINS	0.00	0.00	0.00					
NON ASSESSABLE PORTION OF REALISED CAPITAL GAINS	0.00	0.00	0.00					
NON ASSESSABLE PORTION OF UNREALISED CAPITAL GAINS	0.00	0.00	0.00					
EXEMPT PENSION INCOME	-98,758.00	98,758.00						
1/3 DISCOUNT ON UNREALISED CAPITAL GAINS	-5,681.00	5,681.00						
TIMING DIFFERENCES								
TAX DEFERRED TRUST DISTRIBUTIONS		0.00	0.00					
UNREALISED CAPITAL GAINS		\$17,044.00				30,978.01	5,681.00	36,659.01
CAPITAL LOSSES								
OPENING BALANCE		0.00					0.00	0.00
CLOSING BALANCE							0.00	0.00
less PERMANENT DIFFERENCE								
DISC ON UNREALISED CAP GAINS		-5,681.00						
TOTAL ASSESSABLE INCOME	71,456.00	-60,093.00	0.00	0.00	0.00	30,978.01	5,681.00	36,659.01
TAX PAYABLE AT 15%	10,718.40	-9,013.95	0.00	0.00	0.00	4,646.70	852.15	5,498.85
IMPUTATION CREDITS	-7,225.00	7,225.00						
FOREIGN TAX CREDITS	0.00	0.00						
TFN TAX	0.00	0.00						
TOTAL TAX PAYABLE	3,493.40	-1,788.95	0.00	0.00	0.00	4,646.70	852.15	5,498.85

MANAGED FUND TAX ADJUSTMENTS	IMPUTATION CREDITS	FOREIGN TAX CREDITS	TAX FREE INCOME	TAX DEF INCOME	DISCOUNT CAP GAINS	TFN TAX
B/FWD PREVIOUS YEAR	0.00	0.00	0.00	0.00	0.00	0.00
DIRECT EQUITIES	7,225.00	0.00	0.00	0.00	0.00	0.00
PLATINUM INT FUND	0.00	0.00	0.00	0.00	0.00	0.00
PLATINUM HEALTH FUND	0.00	0.00	0.00	0.00	0.00	0.00
CHALLENGER MANAGED FUNDS	0.00	0.00	0.00	0.00	0.00	0.00
COLONIAL MANAGED FUNDS - NO 1	0.00	0.00	0.00	0.00	0.00	0.00
CREDIT SUISSE MANAGED FUNDS	0.00	0.00	0.00	0.00	0.00	0.00
ING MANAGED FUNDS	0.00	0.00	0.00	0.00	0.00	0.00
MACQUARIE MANAGED FUNDS	0.00	0.00	0.00	0.00	0.00	0.00
PERPETUAL MANAGED FUNDS	0.00	0.00	0.00	0.00	0.00	0.00
C/FWD END OF YEAR	0.00	0.00	0.00	0.00	0.00	0.00
TOTALS	7,225.00	0.00	0.00	0.00	0.00	0.00

CATHERINE MONTAGUE SUPERANNUATION FUND
MEMBERS ACCOUNTS
AS AT 30 JUNE 2018

EMPLOYERS CONTRIBUTIONS ICAP	CATHERINE EWERS	RICHARD SWANTON	DANIEL SWANTON	CATRINA SWANTON	TOTAL
JULY 2012	0.00	0.00	0.00	0.00	0.00
AUGUST 2012	0.00	0.00	0.00	0.00	0.00
SEPTEMBER 2012	0.00	0.00	0.00	0.00	0.00
OCTOBER 2012	0.00	0.00	0.00	0.00	0.00
NOVEMBER 2012	0.00	0.00	0.00	0.00	0.00
DECEMBER 2012	0.00	0.00	0.00	0.00	0.00
JANUARY 2013	0.00	0.00	0.00	0.00	0.00
FEBRUARY 2013	0.00	0.00	0.00	0.00	0.00
MARCH 2013	0.00	0.00	0.00	0.00	0.00
APRIL 2013	0.00	0.00	0.00	0.00	0.00
MAY 2013	0.00	0.00	0.00	0.00	0.00
JUNE 2013	0.00	0.00	0.00	0.00	0.00
TOTAL EMPLOYER CONTRIBUTIONS	0.00	0.00	0.00	0.00	0.00

CATHERINE MONTAGUE SUPERANNUATION FUND
MEMBERS ACCOUNTS
AS AT 30 JUNE 2018

MEMBERS CONTRIBUTIONS	CATHERINE EWERS	RICHARD SWANTON	DANIEL SWANTON	CATRINA SWANTON	TOTAL
S.82AAT CONTRIBUTION (SHARES)	0.00	0.00	0.00	0.00	0.00
CASH CONTRIBUTIONS	0.00	0.00	0.00	0.00	0.00
ATO CO CONTRIBUTIONS	0.00	0.00	0.00	0.00	0.00
TOTAL MEMBER CONTRIBUTIONS	0.00	0.00	0.00	0.00	0.00
REPRESENTED BY:					
NON CONCESSIONAL CONTRIBUTIONS	0.00	0.00	0.00	0.00	0.00
CONCESSIONAL CONTRIBUTIONS	0.00	0.00	0.00	0.00	0.00
TOTAL MEMBER CONTRIBUTIONS	0.00	0.00	0.00	0.00	0.00

CATHERINE MONTAGUE SUPERANNUATION FUND
 BENEFITS TRANSFERRED IN
 AS AT 30 JUNE 2018

BENEFITS TRANSFERRED IN	CATHERINE EWERS	RICHARD SWANTON	DANIEL SWANTON	CATRINA SWANTON	TOTAL
AUSFUND	0.00	0.00	0.00	0.00	0.00
AMP SUPER	0.00	0.00	0.00	0.00	0.00
FIRST STATE SUPER	0.00	0.00	0.00	0.00	0.00
NGS SUPER	0.00	0.00	0.00	0.00	0.00
TOTAL BENEFITS TRANSFERRED IN	0.00	0.00	0.00	0.00	0.00
REPRESENTED BY:					
CONTRIBUTIONS SEGMENT	0.00	0.00	0.00	0.00	0.00
CRYSTALLISED SEGMENT	0.00	0.00	0.00	0.00	0.00
TAXABLE COMPONENT	0.00	0.00	0.00	0.00	0.00
TOTAL BENEFITS TRANSFERRED IN	0.00	0.00	0.00	0.00	0.00

Date	Dividends Received				Imputation Credit	Withholding Tax
	Dividend Received	Re-Invest	Franked Amount	Unfranked Amount		
SHARES IN LISTED COMPANIES						
03/07/2017	1047.20	-	1047.20	-	448.80	-
18/12/2017	1047.20	-	1047.20	-	448.80	-
26/09/2017	1164.88	-	1164.88	-	499.23	-
27/03/2018	1552.87	-	1552.87	-	665.52	-
29/09/2017	3976.70	-	3976.70	-	1704.30	-
28/03/2018	3458.00	-	3458.00	-	1482.00	-
16/02/2018	4.13	-	-	4.13	-	-
05/07/2017	942.48	-	942.48	-	403.92	-
13/12/2017	942.48	-	942.48	-	403.92	-
12/10/2017	175.66	-	175.66	-	75.28	-
05/04/2018	205.64	-	189.58	16.06	81.25	-
31/08/2017	29.95	-	-	29.95	-	-
29/01/2018	30.40	-	-	30.40	-	-
10/10/2017	144.00	-	144.00	-	61.71	-
12/04/2018	135.00	-	135.00	-	57.86	-
06/10/2017	1119.50	-	1119.50	-	479.79	-
06/04/2018	962.77	-	962.77	-	412.62	-
	16938.86	-	16858.32	80.54	7225.00	-
Total	16938.86	-	16858.32	80.54	7225.00	-

From First to Last by Investment
Audit Check Report

Investment & entry/error details....

ANZ	ANZ BANK ORDINARY FULLY PAID		
OK			
BHP	BHP BLT ORDINARY FULLY PAID		
26/09/2017	Dividend	1164.88	Calculated dividend on 2200 is \$1164.900
27/03/2018	Dividend	1552.87	Calculated dividend on 2200 is \$1552.980
CBA	CWLTH BANK ORDINARY FULLY PAID		
OK			
CYB	CYBG PLC CDI 1:1 FOREIGN EXEMPT LSE		
16/02/2018	Dividend	4.13	Calculated dividend on 238 is \$4.117
DJS	D JONES 95 ORDINARY FULLY PAID		
OK			
NAB	NAT. BANK ORDINARY FULLY PAID		
OK			
PGL	PROGEN ORDINARY FULLY PAID		
OK			
S32	SOUTH32 ORDINARY FULLY PAID		
12/10/2017	Dividend	175.66	Calculated dividend on 2200 is \$175.560
05/04/2018	Dividend	205.64	Calculated dividend on 2200 is \$205.700
SCP	SHOPCENAUS UNITS FULLY PAID STAPLED SECURITIES		
31/08/2017	Dividend	29.95	Calculated dividend on 447 is \$29.949
29/01/2018	Dividend	30.40	Calculated dividend on 447 is \$30.396
SXL	STHXXMEDIA ORDINARY FULLY PAID		
OK			
TDL	TBG DIAGNOSTICS LIMITED ORDINARY FULLY PAID		
OK			
WOW	WOOLWORTHS ORDINARY FULLY PAID		
OK			

pending

pending

pending

pending



Tax Agent Portal

User ID PCUGWN4

17 Jan 2019 11:49:28 (EDST)

Current client CATHERINE MONTAGUE SUPERANNUATION FUND	TFN 829722757	ABN 92847085354
Represented by STIRLING WARTON TAYLOR PTY LIMITED		
Account name CATHERINE MONTAGUE SUPERANNUATION FUND	Number 829722757/00551	Description Income Tax Account

Itemised account - by Tax Office processed date

Transactions processed by the Tax Office during the period:

From 1 July 2017 To 17 January 2019

Process date	Effective date	Transaction description	Debit amount	Credit amount	Balance
01 Jul 2017		OPENING BALANCE			\$0.00
19 Mar 2018	03 Oct 2016	Partial payment transferred in from integrated client account		\$1,000.00	\$1,000.00 CR
23 Mar 2018	23 Mar 2018	Tax return Self Man Superfund - Income Tax for the period from 01 Jul 16 to 30 Jun 17		\$6,060.84	\$7,060.84 CR
23 Mar 2018	28 Mar 2018	EFT refund for Income Tax for the period from 01 Jul 16 to 30 Jun 17	\$7,060.84		\$0.00
17 Jan 2019		CLOSING BALANCE			\$0.00



Tax Agent Portal

User ID PCUGWN4

17 Jan 2019 11:50:10 (EDST)

Current client CATHERINE MONTAGUE SUPERANNUATION FUND	TFN 829722757	ABN 92847085354
Represented by STIRLING WARTON TAYLOR PTY LIMITED		
Account name CATHERINE MONTAGUE SUPERANNUATION FUND	Number 92847085354	Description Integrated Client Account

Itemised account - by Tax Office processed date

Opening balance	\$1,000.00	CR
Closing balance	\$2,726.00	CR
Estimated general interest charge	\$0.00	
Total payable if paid on 17 Jan 2019	\$0.00	

Transactions processed by the Tax Office during the period:

From 1 July 2017 To 17 January 2019

Process date	Effective date	Transaction description	Debit amount	Credit amount	Balance
01 Jul 2017		Opening balance			\$1,000.00 CR
04 Jul 2017	03 Jul 2017	Payment received		\$3,007.00	\$4,007.00 CR
06 Jul 2017		Self assessed amount(s) for the period ended 30 Jun 17	\$0.00		
	28 Jul 2017	- goods and services tax	\$3,007.00		\$1,000.00 CR
17 Oct 2017	16 Oct 2017	Payment received		\$2,959.00	\$3,959.00 CR
24 Oct 2017		Self assessed amount(s) for the period ended 30 Sep 17	\$0.00		
	30 Oct 2017	- goods and services tax	\$2,959.00		\$1,000.00 CR
11 Jan 2018	10 Jan 2018	Payment received		\$2,825.00	\$3,825.00 CR
19 Jan 2018		Self assessed amount(s) for the period ended 31 Dec 17	\$0.00		
	28 Feb 2018	- goods and services tax	\$2,825.00		\$1,000.00 CR
19 Mar 2018	03 Oct 2016	Payment transferred out to another account	\$1,000.00		\$0.00
18 Apr 2018	17 Apr 2018	Payment received		\$2,726.00	\$2,726.00 CR
30 Apr 2018		Self assessed amount(s) for the period ended 31 Mar 18	\$0.00		
	23 Apr 2018	- goods and services tax		\$2,726.00	\$5,452.00 CR
30 Apr 2018	03 May 2018	EFT refund	\$2,726.00		\$2,726.00 CR
19 Jul 2018	18 Jul 2018	Payment received		\$2,915.00	\$5,641.00 CR
27 Jul 2018		Self assessed amount(s) for the period ended 30 Jun 18	\$0.00		
	30 Jul 2018	- goods and services tax	\$2,915.00		\$2,726.00 CR
02 Oct 2018	01 Oct 2018	Payment received		\$2,616.00	\$5,342.00 CR
08 Oct 2018		Self assessed amount(s) for the period ended 30 Sep 18	\$0.00		
	29 Oct 2018	- goods and services tax	\$2,616.00		\$2,726.00 CR

17 Jan 2019

Closing balance

\$2,726.00 CR



Australian Government
Australian Taxation Office

Agent name: STIRLING WARTON
TAYLOR PTY LIMITED

Client name: CATHERINE
MONTAGUE SUPERANNUATION
FUND

ABN: 92847085354

Activity statement

Account	Activity statement – 001 – CATHERINE MONTAGUE SUPERANNUATION FUND
Period	Apr 2018 – Jun 2018
Document ID	35165120165
Date Lodged	23 July 2018
Payment due	30 July 2018
GST Accounting Method	Cash
Receipt ID	Unavailable

Goods and services tax (GST)

Label	Description	Reported Value	Owed to ATO	Owed by ATO
1A	Owed to ATO		\$2,945.00	
1B	Owed by ATO			\$30.00
G1	Total sales	\$32,399.00		
	Does this include GST?	0		

Amount owing to ATO

\$2,915.00

BPAY®



Bill code 75556
Ref 928470853540860

Telephone and Internet Banking - BPAY®

Contact your bank or financial institution to make this payment from your cheque, savings, debit or credit card account.

For more information see www.bpay.com.au

Australia Post

Payment can be made in person at Australia Post outlets with cash, cheque or money order using the barcode below.

Payment reference number (PRN) 928470853540860



*171 928470853540860

Super

Rents	\$ 153,095- ⁰⁰	
dividends	\$ 16,939-16	
Bank interest		
157979827	\$ 105.78	} security bonds on rental property
158368892	68.33	
160577554	100.49	

Out going		
Bank fees	\$ 120	
rates	\$ 3573-	
water	\$ 1222-	
insurance	\$ 2460-	
accountant	\$ 3630-	
land tax?	\$ 4611- 5974.75	

general repairs	\$ 311-
paving clean	\$ 290-
plumber	\$ 424-
photos-marketing	\$ 165-

shares
Superfund

\$ 16 939.16.



NAB Business Everyday Account
 For further information call 13 22 65 for Personal
 Accounts or 13 10 12 for Business Accounts.

013/003619



CATHERINE MONTAGUE SUPER FUND
 1
 16 DODSON AVENUE
 CRONULLA NSW 2230

Account Balance Summary

Opening balance	\$4,361.80	Cr
Total credits	\$14,727.61	
Total debits	\$6,192.73	
Closing balance	\$12,896.68	Cr

Statement starts 1 July 2017
 Statement ends 31 July 2017

Outlet Details

330 Collins Street
 Ground Level, 330 Collins St
 Melbourne VIC 3000

Account Details

CATHERINE MONTAGUE SUPERANNUATION FUND
 BUSINESS EVERYDAY AC
 BSB number 083-004
 Account number 58-726-5250

Lending Investment & Insurance Enquiries

Banker NAB Private Direct 2
 Telephone number (02) 9466 7198

Transaction Details

Date	Particulars	Debits	Credits	Balance
1 Jul 2017	Brought forward			4,361.80 Cr
3 Jul 2017	A063/00235594 ANZ Dividend			
	397204		1,047.20	
	Internet Bpay Tax Office Payments			
	928470853540860	3,007.00		
	Internet Transfer pressure clean	290.40		
5 Jul 2017	DV181/00527549 NAB Int Dividend			2,111.60 Cr
	002473		942.48	3,054.08 Cr
13 Jul 2017	Cable Melbourne Cable Melbourne			
	141606		4,021.60	7,075.68 Cr
18 Jul 2017	23 Beatty Av Flat Saphira Enterpri			
	175029		1,736.00	
	Saphira Rent Saphira Enterpri			
	175029		3,497.00	12,308.68 Cr
19 Jul 2017	376087721551003 American Express			
	000517	2,885.33		9,423.35 Cr
24 Jul 2017	Internet Transfer 23A Beatty Ave			
	Fertile a Bloom		3,483.33	12,906.68 Cr
31 Jul 2017	TRANSACTION SUMMARY	QUANTITY	U/COST	FEE
	Electronic Deposit	6	\$0.00	\$0.00
	Electronic Withdrawal	3	\$0.00	\$0.00
	Transaction Fees			\$0.00
	Flat Monthly Fee			\$10.00
	Total Fees Charged			\$10.00
	Account Fees	10.00		12,896.68 Cr

2127202/M003619/5005899/0011797



NAB Business Everyday Account
 For further information call 13 22 65 for Personal
 Accounts or 13 10 12 for Business Accounts.

Account Balance Summary

Opening balance	\$12,896.68	Cr
Total credits	\$12,767.88	
Total debits	\$13,664.82	
Closing balance	\$11,999.74	Cr

Statement starts 1 August 2017
 Statement ends 31 August 2017

013/002375



CATHERINE MONTAGUE SUPER FUND
 1
 16 DODSON AVENUE
 CRONULLA NSW 2230

Outlet Details

330 Collins Street
 Ground Level, 330 Collins St
 Melbourne VIC 3000

Account Details

CATHERINE MONTAGUE SUPERANNUATION FUND
 BUSINESS EVERYDAY AC
 BSB number 083-004
 Account number 58-726-5250

Lending Investment & Insurance Enquiries

Banker NAB Private Direct 2
 Telephone number (02) 9466 7198

Transaction Details

Date	Particulars	Debits	Credits	Balance																								
1 Aug 2017	Brought forward			12,896.68 Cr																								
3 Aug 2017	Internet Bpay South East Water 100253943000000	363.00																										
	Internet Transfer from super super.....	3,000.00		9,533.68 Cr																								
10 Aug 2017	Cable Melbourne Cable Melbourne 141606.....		4,021.60	13,555.28 Cr																								
17 Aug 2017	376087721551003 American Express 000517.....	10,291.82		3,263.46 Cr																								
18 Aug 2017	23 Beatty Av Flat Saphira Enterpri 175029.....		1,736.00																									
	Saphira Rent Saphira Enterpri 175029.....		3,497.00	8,496.46 Cr																								
23 Aug 2017	Internet Transfer 23A Beatty Ave Fertile a Bloom.....		3,483.33	11,979.79 Cr																								
31 Aug 2017	<table border="1"> <thead> <tr> <th>TRANSACTION SUMMARY</th> <th>QUANTITY</th> <th>U/COST</th> <th>FEE</th> </tr> </thead> <tbody> <tr> <td>Electronic Deposit</td> <td>4</td> <td>\$0.00</td> <td>\$0.00</td> </tr> <tr> <td>Electronic Withdrawal</td> <td>3</td> <td>\$0.00</td> <td>\$0.00</td> </tr> <tr> <td>Transaction Fees</td> <td></td> <td></td> <td>\$0.00</td> </tr> <tr> <td>Flat Monthly Fee</td> <td></td> <td></td> <td>\$10.00</td> </tr> <tr> <td>Total Fees Charged</td> <td></td> <td></td> <td>\$10.00</td> </tr> </tbody> </table>			TRANSACTION SUMMARY	QUANTITY	U/COST	FEE	Electronic Deposit	4	\$0.00	\$0.00	Electronic Withdrawal	3	\$0.00	\$0.00	Transaction Fees			\$0.00	Flat Monthly Fee			\$10.00	Total Fees Charged			\$10.00	
TRANSACTION SUMMARY	QUANTITY	U/COST	FEE																									
Electronic Deposit	4	\$0.00	\$0.00																									
Electronic Withdrawal	3	\$0.00	\$0.00																									
Transaction Fees			\$0.00																									
Flat Monthly Fee			\$10.00																									
Total Fees Charged			\$10.00																									
	001203628198 SCP Dst 489342.....		29.95																									
	Account Fees.....	10.00		11,999.74 Cr																								



NAB Business Everyday Account
 For further information call 13 22 65 for Personal
 Accounts or 13 10 12 for Business Accounts.

Account Balance Summary

Opening balance	\$11,999.74	Cr
Total credits	\$17,984.51	
Total debits	\$17,442.73	
Closing balance	\$12,541.52	Cr

Statement starts 1 September 2017
 Statement ends 29 September 2017

013/013832



CATHERINE MONTAGUE SUPER FUND

1

16 DODSON AVENUE
 CRONULLA NSW 2230

Outlet Details

330 Collins Street
 Ground Level, 330 Collins St
 Melbourne VIC 3000

Account Details

CATHERINE MONTAGUE SUPERANNUATION FUND
 BUSINESS EVERYDAY AC
 BSB number 083-004
 Account number 58-726-5250

Lending Investment & Insurance Enquiries

Banker NAB Private Direct 2
 Telephone number (02) 9466 7198

Transaction Details

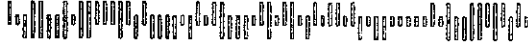
Date	Particulars	Debits	Credits	Balance
1 Sep 2017	Brought forward			11,999.74 Cr
14 Sep 2017	Cable Melbourne Cable Melbourne 141606.....		4,021.60	16,021.34 Cr
18 Sep 2017	Saphira Rent Balan Saphira Enterpri 175029.....		105.00	
	23 Beatty Av Flat Saphira Enterpri 175029.....		1,736.00	
	Saphira Rent Saphira Enterpri 175029.....		3,497.00	
	Internet Bpay Stonnington Rates 3836038.....	893.80		
	Internet Bpay American Express 376087721551003.....	6,734.65		
25 Sep 2017	Internet Transfer A29961 photos..... Internet Transfer 23A Beatty Ave Fertile a Bloom.....	165.00	3,483.33	13,565.89 Cr
	Internet Transfer visa visa from super.....	9,639.28		7,409.94 Cr
26 Sep 2017	AF375/01072839 BHP Ltd Dividend 458106.....		1,164.88	8,574.82 Cr
29 Sep 2017	TRANSACTION SUMMARY	QUANTITY	U/COST	FEE
	Electronic Deposit	7	\$0.00	\$0.00
	Electronic Withdrawal	4	\$0.00	\$0.00
	Transaction Fees			\$0.00
	Flat Monthly Fee			\$10.00
	Total Fees Charged			\$10.00
	001204533062 CBA Fnl Div 401507.....		3,976.70	
	Account Fees.....	10.00		12,541.52 Cr

272727040013832180197271039453



NAB Business Everyday Account
 For further information call 13 22 65 for Personal
 Accounts or 13 10 12 for Business Accounts.

013/010779



CATHERINE MONTAGUE SUPER FUND
 1
 16 DODSON AVENUE
 CRONULLA NSW 2230

Account Balance Summary

Opening balance	\$12,541.52	Cr
Total credits	\$14,282.09	
Total debits	\$15,092.96	
Closing balance	\$11,730.65	Cr

Statement starts 30 September 2017
 Statement ends 31 October 2017

Outlet Details

330 Collins Street
 Ground Level, 330 Collins St
 Melbourne VIC 3000

Lending Investment & Insurance Enquiries

Banker NAB Private Direct 2
 Telephone number (02) 9466 7198

Account Details

CATHERINE MONTAGUE SUPERANNUATION FUND
 BUSINESS EVERYDAY AC
 BSB number 083-004
 Account number 58-726-5250

Transaction Details

Date	Particulars	Debits	Credits	Balance
30 Sep 2017	Brought forward			12,541.52 Cr
6 Oct 2017	001207727754 WOW Div 516612.....		1,119.50	13,661.02 Cr
10 Oct 2017	OCT17/00802246 Sxl Payment 458106.....		144.00	13,805.02 Cr
12 Oct 2017	AF003/01004247 SOUTH32 Dividend 458106.....		175.66	13,980.68 Cr
13 Oct 2017	Cable Melbourne Cable Melbourne 141606.....		4,021.60	18,002.28 Cr
16 Oct 2017	Internet Bpay Tax Office Payments 928470853540860.....	2,959.00		15,043.28 Cr
17 Oct 2017	376087721551003 American Express 000517.....	4,623.96		10,419.32 Cr
18 Oct 2017	23 Beatty Av Flat Saphira Enterpri 175029.....		1,736.00	
	Saphira Rent Saphira Enterpri 175029.....		3,602.00	15,757.32 Cr
23 Oct 2017	Internet Transfer 23A Beatty Ave Fertile a Bloom.....		3,483.33	19,240.65 Cr
30 Oct 2017	Internet Transfer from mum ewers.....		7,500.00	11,740.65 Cr
31 Oct 2017	TRANSACTION SUMMARY	QUANTITY	U/COST	FEE
	Electronic Deposit	8	\$0.00	\$0.00
	Electronic Withdrawal	3	\$0.00	\$0.00
	Transaction Fees			\$0.00
	Flat Monthly Fee			\$10.00
	Total Fees Charged			\$10.00
	Account Fees	10.00		11,730.65 Cr

304172001N010779/S016427/0032853



NAB Business Everyday Account
 For further information call 13 22 65 for Personal
 Accounts or 13 10 12 for Business Accounts.

013/010830



CATHERINE MONTAGUE SUPER FUND
 1
 16 DODSON AVENUE
 CRONULLA NSW 2230

Account Balance Summary

Opening balance	\$11,730.65	Cr
Total credits	\$12,842.93	
Total debits	\$4,814.81	
Closing balance	\$19,758.77	Cr

Statement starts 1 November 2017
 Statement ends 30 November 2017

Outlet Details

330 Collins Street
 Ground Level, 330 Collins St
 Melbourne VIC 3000

Lending Investment & Insurance Enquiries

Banker NAB Private Direct 2
 Telephone number (02) 9466 7198


Account Details

CATHERINE MONTAGUE SUPERANNUATION FUND
 BUSINESS EVERYDAY AC
 BSB number 083-004
 Account number 58-726-5250

Transaction Details

Date	Particulars	Debits	Credits	Balance
1 Nov 2017	Brought forward			11,730.65 Cr
7 Nov 2017	Internet Bpay South East Water 100253943000000	264.75		
	Internet Bpay Stonnington Rates 3836038	893.00		10,572.90 Cr
13 Nov 2017	Cable Melbourne Cable Melbourne 141606		4,021.60	14,594.50 Cr
20 Nov 2017	23 Beatty Av Flat Saphira Enterpri 175029		1,736.00	
	Saphira Rent Saphira Enterpri 175029		3,602.00	19,932.50 Cr
22 Nov 2017	Internet Bpay American Express 376087721551003	3,647.06		16,285.44 Cr
23 Nov 2017	Internet Transfer 23A Beatty Ave Fertile a Bloom		3,483.33	19,768.77 Cr
30 Nov 2017	TRANSACTION SUMMARY	QUANTITY	U/COST	FEE
	Electronic Deposit	4	\$0.00	\$0.00
	Electronic Withdrawal	3	\$0.00	\$0.00
	Transaction Fees			\$0.00
	Flat Monthly Fee			\$10.00
	Total Fees Charged			\$10.00
	Account Fees	10.00		19,758.77 Cr

33477102/A010830/S01.697267033851



NAB Business Everyday Account
 For further information call 13 22 65 for Personal
 Accounts or 13 10 12 for Business Accounts.

013/006376



CATHERINE MONTAGUE SUPER FUND
 1
 16 DODSON AVENUE
 CRONULLA NSW 2230

Account Balance Summary

Opening balance	\$19,758.77	Cr
Total credits	\$14,971.94	
Total debits	\$10,673.37	
Closing balance	\$24,057.34	Cr

Statement starts 1 December 2017
 Statement ends 29 December 2017

Outlet Details

330 Collins Street
 Ground Level, 330 Collins St
 Melbourne VIC 3000

Account Details

CATHERINE MONTAGUE SUPERANNUATION FUND
 BUSINESS EVERYDAY AC
 BSB number 083-004
 Account number 58-726-5250

Lending Investment & Insurance Enquiries

Banker NAB Private Direct 2
 Telephone number (02) 9466 7198

Transaction Details

Date	Particulars	Debits	Credits	Balance
1 Dec 2017	Brought forward			19,758.77 Cr
12 Dec 2017	Cable Melbourne Cable Melbourne 141606.....		4,021.60	23,780.37 Cr
13 Dec 2017	DV182/00523758 NAB Final Div 002473.....		942.48	24,722.85 Cr
15 Dec 2017	Internet Transfer super insurance super insurance.....	2,460.43		22,262.42 Cr
18 Dec 2017	A064/00231512 ANZ Dividend 397204.....		1,047.20	
	23 Beatty Av Flat Saphira Enterpri 175029.....		1,736.00	
	Saphira Rent Saphira Enterpri 175029.....		3,602.00	
	376087721551003 American Express 000517.....		7,779.44	20,868.18 Cr
27 Dec 2017	Internet Transfer 23A Beatty Ave Fertile a Bloom.....		3,622.66	24,490.84 Cr
29 Dec 2017	TRANSACTION SUMMARY	QUANTITY	U/COST	FEE
	Electronic Deposit	6	\$0.00	\$0.00
	Electronic Withdrawal	2	\$0.00	\$0.00
	Transaction Fees			\$0.00
	Flat Monthly Fee			\$10.00
	Total Fees Charged			\$10.00
	Account Fees.....		10.00	
	Internet Transfer beatty plumber.....		423.50	24,057.34 Cr

36372/05/01/006376/5010700/1021399




NAB Business Everyday Account
 For further information call 13 22 65 for Personal
 Accounts or 13 10 12 for Business Accounts.

Account Balance Summary

Opening balance	\$24,057.34	Cr
Total credits	\$13,012.66	
Total debits	\$7,960.62	
Closing balance	\$29,109.38	Cr

Statement starts 30 December 2017
 Statement ends 31 January 2018

013/010349

 CATHERINE MONTAGUE SUPER FUND
 1
 16 DODSON AVENUE
 CRONULLA NSW 2230

Outlet Details

330 Collins Street
 Ground Level, 330 Collins St
 Melbourne VIC 3000

Account Details

CATHERINE MONTAGUE SUPERANNUATION FUND
 BUSINESS EVERYDAY AC
 BSB number 083-004
 Account number 58-726-5250

Lending Investment & Insurance Enquiries

Banker NAB Private Direct 2
 Telephone number (02) 9466 7198

Transaction Details

Date	Particulars	Debits	Credits	Balance																								
30 Dec 2017	Brought forward			24,057.34 Cr																								
10 Jan 2018	Internet Bpay Tax Office Payments 928470853540860.....	2,825.00		21,232.34 Cr																								
18 Jan 2018	23 Beatty Av Flat Saphira Enterpri 175029.....		1,736.00																									
	Saphira Rent Saphira Enterpri 175029.....		3,602.00																									
	Cable Melbourne Cable Melbourne 141606.....		4,021.60	30,591.94 Cr																								
22 Jan 2018	Internet Bpay American Express 376087721551003.....	4,860.87		25,731.07 Cr																								
23 Jan 2018	Internet Transfer 23A Beatty Ave Fertile a Bloom.....		3,622.66	29,353.73 Cr																								
29 Jan 2018	001210571399 SCP Dst 489342.....		30.40	29,384.13 Cr																								
31 Jan 2018	<table border="1"> <thead> <tr> <th>TRANSACTION SUMMARY</th> <th>QUANTITY</th> <th>U/COST</th> <th>FEE</th> </tr> </thead> <tbody> <tr> <td>Electronic Deposit</td> <td>5</td> <td>\$0.00</td> <td>\$0.00</td> </tr> <tr> <td>Electronic Withdrawal</td> <td>3</td> <td>\$0.00</td> <td>\$0.00</td> </tr> <tr> <td>Transaction Fees</td> <td></td> <td></td> <td>\$0.00</td> </tr> <tr> <td>Flat Monthly Fee</td> <td></td> <td></td> <td>\$10.00</td> </tr> <tr> <td>Total Fees Charged</td> <td></td> <td></td> <td>\$10.00</td> </tr> </tbody> </table>				TRANSACTION SUMMARY	QUANTITY	U/COST	FEE	Electronic Deposit	5	\$0.00	\$0.00	Electronic Withdrawal	3	\$0.00	\$0.00	Transaction Fees			\$0.00	Flat Monthly Fee			\$10.00	Total Fees Charged			\$10.00
TRANSACTION SUMMARY	QUANTITY	U/COST	FEE																									
Electronic Deposit	5	\$0.00	\$0.00																									
Electronic Withdrawal	3	\$0.00	\$0.00																									
Transaction Fees			\$0.00																									
Flat Monthly Fee			\$10.00																									
Total Fees Charged			\$10.00																									
	Internet Bpay South East Water 100253943000000.....	264.75																										
	Account Fees.....	10.00		29,109.38 Cr																								

03117202/0010349/5015368/030735



NAB Business Everyday Account

For further information call 13 22 65 for Personal Accounts or 13 10 12 for Business Accounts.

013/010844



CATHERINE MONTAGUE SUPER FUND
1
16 DODSON AVENUE
CRONULLA NSW 2230

Account Balance Summary

Opening balance	\$29,109.38	Cr
Total credits	\$12,986.39	
Total debits	\$21,524.69	
Closing balance	\$20,571.08	Cr

Statement starts 1 February 2018
Statement ends 28 February 2018

Outlet Details

330 Collins Street
Ground Level, 330 Collins St
Melbourne VIC 3000

Account Details

CATHERINE MONTAGUE SUPERANNUATION FUND
BUSINESS EVERYDAY AC
BSB number 083-004
Account number 58-726-5250

Lending Investment & Insurance Enquiries

Banker NAB Private Direct 2
Telephone number (02) 9466 7198

Transaction Details

Date	Particulars	Debits	Credits	Balance
1 Feb 2018	Brought forward			29,109.38 Cr
12 Feb 2018	Cable Melbourne Cable Melbourne 141606.....		4,021.60	33,130.98 Cr
16 Feb 2018	AU001/00907471 Cybg Dividend 458106.....		4.13	33,135.11 Cr
19 Feb 2018	23 Beatty Av Flat Saphira Enterpri 175029.....		1,736.00	
	Saphira Rent Saphira Enterpri 175029.....		3,602.00	
	Internet Bpay Stonnington Rates 3836038.....	893.00		
	376087721551003 American Express 000517.....	11,979.79		25,600.32 Cr
21 Feb 2018	Internet Transfer visa from super visa from super.....	8,641.90		16,958.42 Cr
28 Feb 2018	TRANSACTION SUMMARY	QUANTITY	U/COST	FEE
	Electronic Deposit	4	\$0.00	\$0.00
	Electronic Withdrawal	4	\$0.00	\$0.00
	Transaction Fees			\$0.00
	Flat Monthly Fee			\$10.00
	Total Fees Charged			\$10.00
	Internet Transfer 4 23A Beatty Ave Inv 136.....		3,622.66	
	Account Fees.....	10.00		20,571.08 Cr

05972103/04010844/501625/MT03/3507



NAB Business Everyday Account

For further information call 13 22 65 for Personal Accounts or 13 10 12 for Business Accounts.

012/011617



CATHERINE MONTAGUE SUPER FUND
1
16 DODSON AVENUE
CRONULLA NSW 2230

Account Balance Summary

Opening balance	\$21,520.46	Cr
Total credits	\$13,839.07	
Total debits	\$5,494.49	
Closing balance	\$29,865.04	Cr

Statement starts 30 March 2018
Statement ends 30 April 2018

Outlet Details

330 Collins Street
Ground Level, 330 Collins St
Melbourne VIC 3000

Account Details

CATHERINE MONTAGUE SUPERANNUATION FUND
BUSINESS EVERYDAY AC
BSB number 083-004
Account number 58-726-5250

Lending Investment & Insurance Enquiries

Banker NAB Private Direct 2
Telephone number (02) 9466 7198

Transaction Details

Date	Particulars	Debits	Credits	Balance
30 Mar 2018	Brought forward			21,520.46 Cr
5 Apr 2018	RAU18/00994982 SOUTH32 Dividend 458106.....		205.64	21,726.10 Cr
6 Apr 2018	001214352900 WOW Div 516612.....		962.77	22,688.87 Cr
12 Apr 2018	APR18/00802274 Sxl Payment 458106..... Cable Melbourne Cable Melbourne 141606.....		3,575.00	26,398.87 Cr
17 Apr 2018	Internet Bpay South East Water 100253943000000..... Internet Bpay Tax Office Payments 928470853540860.....	328.80 2,726.00		23,344.07 Cr
18 Apr 2018	23 Beatty Av Flat Saphira Enterpri 175029..... Saphira Rent Saphira Enterpri 175029.....		1,736.00 3,602.00	28,682.07 Cr
23 Apr 2018	Internet Transfer 23A Beatty Ave Fertile a Bloom.....		3,622.66	32,304.73 Cr
30 Apr 2018	TRANSACTION SUMMARY	QUANTITY	U/COST	FEE
	Electronic Deposit	7	\$0.00	\$0.00
	Electronic Withdrawal	2	\$0.00	\$0.00
	Transaction Fees			\$0.00
	Flat Monthly Fee			\$10.00
	Total Fees Charged			\$10.00
	Internet Bpay Srovic Land Tax 19295614.....	172.94		
	Internet Bpay Stonnington Rates 3836038.....	893.00		
	Internet Bpay Srovic Land Tax Carried forward			31,238.79 Cr

Transaction Details (continued)

Date	Particulars	Debits	Credits	Balance
	Brought forward			31,238.79 Cr
	19296872	1,363.75		
	Account Fees	10.00		29,865.04 Cr

Summary of Government Charges

	From 1 July to date	Last year to 30 June
Government		
Withholding tax	\$0.00	\$0.00
Bank Account Debit (BAD) tax	\$0.00	\$0.00

Bank Accounts Debits (BAD) Tax or State Debits Duty has been abolished for all states & territories effective 1/7/2005. Any amount shown on this statement applies to debits processed on or before 30/06/2005.

For further information on any applicable rebates, fees or government charges, please refer to the NAB's "A Guide to Fees & Charges" booklet. Please retain this statement for taxation purposes

Explanatory Notes

Please check all entries and report any apparent error or possible unauthorised transaction immediately.

We may subsequently adjust debits and credits, which may result in a change to your account balance to accurately reflect the obligations between us.

For information on resolving problems or disputes, contact us on 1800 152 015, or ask at any NAB branch.



NAB Business Everyday Account

For further information call 13 22 65 for Personal Accounts or 13 10 12 for Business Accounts.

012/011637



CATHERINE MONTAGUE SUPER FUND

1

16 DODSON AVENUE
CRONULLA NSW 2230

Account Balance Summary

Opening balance	\$29,865.04	Cr
Total credits	\$15,261.66	
Total debits	\$4,829.33	
Closing balance	\$40,297.37	Cr

Statement starts 1 May 2018

Statement ends 31 May 2018

Outlet Details

330 Collins Street
Ground Level, 330 Collins St
Melbourne VIC 3000

Account Details

CATHERINE MONTAGUE SUPERANNUATION FUND
BUSINESS EVERYDAY AC

BSB number 083-004

Account number 58-726-5250

Lending Investment & Insurance Enquiries

Banker NAB Private Direct 2
Telephone number (02) 9466 7198

Transaction Details

Date	Particulars	Debits	Credits	Balance
1 May 2018	Brought forward			29,865.04 Cr
3 May 2018	ATO92847085354R123 ATO 012721		2,726.00	32,591.04 Cr
8 May 2018	Internet Bpay Asic 2291635895264	254.00		32,007.04 Cr
	Internet Transfer accountant tax	330.00		32,007.04 Cr
14 May 2018	Cable Melbourne Cable Melbourne 141606		3,575.00	35,582.04 Cr
18 May 2018	23 Beatty Av Flat Saphira Enterpri 175029		1,736.00	37,318.04 Cr
	Saphira Rent Saphira Enterpri 175029		3,602.00	40,920.04 Cr
21 May 2018	Internet Transfer visa from super visa from super	4,235.33		36,684.71 Cr
23 May 2018	Internet Transfer 23A Beatty Ave Fertile a Bloom		3,622.66	40,307.37 Cr
31 May 2018	TRANSACTION SUMMARY	QUANTITY	U/COST	FEE
	Electronic Deposit	5	\$0.00	\$0.00
	Electronic Withdrawal	6	\$0.00	\$0.00
	Transaction Fees			\$0.00
	Flat Monthly Fee			\$10.00
	Total Fees Charged			\$10.00
	Account Fees	10.00		40,297.37 Cr

1517202/M011637/50179637035925



NAB Business Everyday Account

For further information call 13 22 65 for Personal Accounts or 13 10 12 for Business Accounts.

012/003946



CATHERINE MONTAGUE SUPER FUND
1
16 DODSON AVENUE
CRONULLA NSW 2230

Account Balance Summary

Opening balance	\$40,297.37	Cr
Total credits	\$12,535.66	
Total debits	\$1,594.69	
Closing balance	\$51,238.34	Cr

Statement starts 1 June 2018
Statement ends 29 June 2018

Outlet Details

330 Collins Street
Ground Level, 330 Collins St
Melbourne VIC 3000

Account Details

CATHERINE MONTAGUE SUPERANNUATION FUND
BUSINESS EVERYDAY AC
BSB number 083-004
Account number 58-726-5250

Lending Investment & Insurance Enquiries

Banker NAB Private Direct 2
Telephone number (02) 9466 7198

Transaction Details

Date	Particulars	Debits	Credits	Balance
1 Jun 2018	Brought forward			40,297.37 Cr
12 Jun 2018	Cable Melbourne Cable Melbourne 141606.....		3,575.00	43,872.37 Cr
18 Jun 2018	23 Beatty Av Flat Saphira Enterpri 175029..... Saphira Rent Saphira Enterpri 175029.....		1,736.00	
25 Jun 2018	Internet Transfer 23A Beatty Ave Fertile a Bloom.....		3,602.00	49,210.37 Cr
27 Jun 2018	Internet Bpay Asic 2291259620493..... Internet Bpay Srovic Land Tax 19295614..... Internet Bpay Srovic Land Tax 19296872.....	48.00 172.94 1,363.75	3,622.66	52,833.03 Cr
29 Jun 2018	TRANSACTION SUMMARY	QUANTITY	U/COST	FEE
	Electronic Deposit	4	\$0.00	\$0.00
	Electronic Withdrawal	3	\$0.00	\$0.00
	Transaction Fees			\$0.00
	Flat Monthly Fee			\$10.00
	Total Fees Charged			\$10.00
	Account Fees.....	10.00		51,238.34 Cr

18072.05/N/003946/0006508/101.3015

Dividend advise needed

ANZ - \$	1047.20	3 July 17 ✓
NAB	942.48	5 July 17 ✓
SEP	29.95	31 Aug 17 ✓
BHP	1164.88	26 Sep 17 ✓
CBA	3976.70	29 Sep 17 ✓
WOW	1119.50	6 Oct 17 ✓
SXL	144	10 Oct 17 ✓
South 32	175.66	12 Oct 17 ✓
Nab	942.48	13 Dec 17 ✓
ANZ	1047.20	18 Dec 17 ✓
SEP	30.40	29 Jan 18 ✓
Cybg	4.13	16 Feb 18 ✓
BHP	1552.87	27 Mar 18 ✓
CBA	3458	28 Mar ✓
South 32	205.64	5 Apr ✓
WOW	962.77	6 Apr ✓
SXL	135	12 Apr ✓
ANZ <u>EWERS</u>	123	Mar 18 ✓
SXL	132	10 Oct ✓
WOW	327.	Oct 17 ✓
	281	Mar 18 ✓

All Registry communications to:
Link Market Services Limited
Locked Bag A14
Sydney South NSW 1235
Telephone: +61 1300 368 664
ASX Code: WOW

Email: woolworths@linkmarketservices.com.au
Website: www.linkmarketservices.com.au



013 032060

CAM SUPERANNUATION PTY LTD
<CATHERINE MONTAGUE S/F A/C>
1/16 DODSON AVE
CRONULLA NSW 2230

Key Details

Payment date: 06 October 2017
Record date: 08 September 2017
SRN/HIN: X00045573877
TFN/ABN Status: QUOTED

Final dividend statement for the six months ended 25 June 2017

This dividend is 100% franked with Australian franking credits at the company tax rate of 30%.

Description	Dividend rate per share	Participating holding	Unfranked amount	Franked amount	Total amount	Franking credit
Final Dividend	50 cents	2,239	\$0.00	\$1,119.50	\$1,119.50	\$479.79
Total payment amount:					\$1,119.50	

Payment Instructions

Bank Name: NATIONAL AUSTRALIA BANK

BSB: 083-004

ACC: ****5250

ACCOUNT NAME: CATHERINE MONTAGUE S/F A/C

Payment Reference Number: 001207727754

The payment has been made into the above account. If this account is not valid please see over for instructions to update your details. Once your details have been updated, payment will be made within 10 business days.

Your personal details can be updated at www.linkmarketservices.com.au. Please see over for online login instructions.

Retain this statement to assist in preparing your tax return.

BHP Billiton Limited
ABN 49 004 028 077

Update Your Details:



www.computershare.com.au/investor



(within Australia) 1300 656 780
(outside Australia) +61 3 9415 4020



Computershare Investor Services Pty Limited
GPO Box 2975 Melbourne
Victoria 3001 Australia

038508 013 BHP



CAM SUPERANNUATION PTY LTD
<CATHERINE MONTAGUE S/F A/C>
1/16 DODSON AVE
CRONULLA NSW 2230

Your Shareholding

SHARE CLASS	HOLDER NUMBER
Ordinary Shares	X 0045573877
TFN/ABN STATUS	DIRECT CREDIT REF NO
Quoted	1072839
RECORD DATE	PAYMENT DATE
8 September 2017	26 September 2017

You must keep this document for your tax records.

375th Dividend Payment - Dividend Statement & Direct Credit Advice

The statement below represents your final dividend for the year ended 30 June 2017. This dividend is paid at the rate of 43 US cents (equivalent to 52.949144 Australian cents) per share on your holding of fully paid ordinary shares, registered in your name and entitled to participate as at the record date. This dividend has been franked in Australia at a rate of 100% and the company tax rate used to determine the franking credit is 30%. All amounts are in Australian dollars, except where indicated.

Margaret Taylor
Group Company Secretary

Amount per Security	Number of Securities	Franked Amount	Unfranked Amount	Gross Payment
A52.949144 cents	2,200	A\$1,164.88	A\$0.00	A\$1,164.88
Net Payment				A\$1,164.88
Australian Franking Credit				A\$499.23

Your Payment Instruction

NATIONAL AUSTRALIA BANK LTD
BSB: 083-004
Account Number: 587265250

Amount Deposited
A\$1,164.88


If payment cannot be made to the above instruction, you will be issued with a cheque in the same currency as the Amount Deposited.



To start receiving your statements online simply visit www.computershare.com.au/easyupdate/bhp



Dividend Statement


 025825
000
NAB
 CAM SUPERANNUATION PTY LTD
 <CATHERINE MONTAGUE S/F A/C>
 1/16 DODSON AVE
 CRONULLA NSW 2230

Need assistance?

www.nabgroup.com/shareholder

(in Australia) 1300 367 647
(outside Australia) +61 3 9415 4299

Holder Identification Number (HIN)

HIN WITHHELD

Summary of key information

Payment Date	13 December 2017
Record Date	10 November 2017
TFN/ABN status	Quoted
ASX code	NAB
Direct Credit Reference No.	523758

Final Dividend for the year ended 30 September 2017

The dividend is 100% franked at the relevant Australian Corporate Tax Rate of 30%.

Ordinary Shares	Dividend Rate per Share	Unfranked Amount	Franked Amount	Franking Credit	Dividend Summary
952	99 cents	\$0.00	\$942.48	\$403.92	952 shares x 99 cents = \$942.48

Payment details

The cash dividend amount of \$942.48 has been credited to:

NATIONAL AUSTRALIA BANK LTD
BSB: 083-004 ACC: *****5250

Taxation information

Australian resident shareholders

Franked Amount: This should be included in your assessable income.

Franking Credit: This may also need to be included in your assessable income.

This amount may be available as a tax offset to reduce your income tax liability.

New Zealand Imputation Credits

New Zealand tax law requires us to notify shareholders that New Zealand imputation credits have been attached to this dividend at a rate of NZ\$0.10 per share. These credits are only relevant for shareholders required to file a New Zealand income tax return.

If you are unsure of the tax treatment of your dividend, please contact your accountant or taxation adviser.

Dividend Amount **\$942.48**



ALL CORRESPONDENCE TO ANZ'S
SHARE REGISTRAR:

BY MAIL:
Computershare Investor Services Pty Limited
GPO Box 2975 Melbourne
Victoria 3001 Australia

BY TELEPHONE:
(within Australia) 1800 113 399
(within New Zealand) 0800 174 007
(outside Australia or New Zealand) 61 3 9415 4010

BY EMAIL:
anzshareregistry@computershare.com.au

BY WEBSITE:
www.shareholder.anz.com

038153 013 ANZ



CAM SUPERANNUATION PTY LTD
<CATHERINE MONTAGUE S/F A/C>
1/16 DODSON AVE
CRONULLA NSW 2230

Holder Identification Number (HIN)

X 0045573877

Payment Date 18 December 2017

Record Date 14 November 2017

Direct Credit Reference No. 231512

This payment is in Australian dollars

2017 FINAL DIVIDEND ADVICE

Class of Share	Dividend per Share	Number of Shares	Franked Amount	Dividend Amount	Franking Credit	NZ Imputation Credit
Ordinary	A\$0.80	1,309	A\$1,047.20	A\$1,047.20	A\$448.80	NZ\$130.90

Dividend A\$1,047.20

2017 final dividend of A\$0.80 per share for the year ended 30 September 2017. Details of foreign currency exchange rates applicable for the final dividend were set as at 17 November 2017 and are as follows: A\$1 = GB£0.573870, A\$1 = NZ\$1.106090

The dividend is fully franked (100%) for Australian income tax purposes at the Australian corporate tax rate of 30%.

A NZ Imputation Credit has also been attached to the above Dividend Amount. Generally, only NZ resident taxpayers may claim the benefit of the NZ Imputation Credit. For such shareholders, your NZ gross income will include the aggregate of the Dividend Amount and the NZ Imputation Credit which should be included in your income tax return.

Shareholders should obtain their own professional advice on the taxation implications of the dividend paid.

Your cash dividend has been credited to the following nominated financial institution account:

NATIONAL AUSTRALIA BANK LTD
BSB: 083-004 ACC: 587265250

227502_02016C



Southern Cross Media Group Limited
ABN 91 116 024 536


000363 000 SXL



CAM SUPERANNUATION PTY LTD
<CATHERINE MONTAGUE S/F A/C>
1/16 DODSON AVE
CRONULLA NSW 2230

Update your information:

 **Online:**
www.computershare.com.au/easyupdate/sxl

 **By Mail:**
Computershare Investor Services Pty Limited
GPO Box 2975 Melbourne
Victoria 3001 Australia

Enquiries:
(within Australia) 1300 766 272
(international) +61 3 9415 4257

Holder Identification Number (HIN)

HIN WITHHELD

ASX Code	SXL
TFN/ABN Status	Quoted
Record Date	5 March 2018
Payment Date	12 April 2018
Direct Credit Reference No.	802274

2018 Interim Dividend

Dear Securityholder,

This payment represents an interim dividend of 3.75 cents per share on your holding of fully paid ordinary shares, registered in your name and entitled to participate as at the record date of 5 March 2018. This dividend is 100% franked at the corporate tax rate of 30%.

Please register at www.computershare.com.au/easyupdate/sxl in order to update your TFN, bank account and other details online.

Class Description	Amount per Security	Number of Securities	Franked Amount	Unfranked Amount	Gross Payment
Ordinary Shares	3.75 cents	3,600	\$135.00	\$0.00	\$135.00
Net Payment					\$135.00
Franking Credit					\$57.86

Note: You should retain this statement to assist you in preparing your tax return.

Your Payment Instruction

NATIONAL AUSTRALIA BANK LTD
BSB: 083-004 Account number: XXXXXX50

Amount Deposited

AUD\$135.00

If payment cannot be made to the above instruction, a cheque will be forwarded to your registered address.



Southern Cross Media Group Limited
ABN 91 116 024 536

SOUTHERN CROSS AUSTERED

000503 000 SXL



CAM SUPERANNUATION PTY LTD
<CATHERINE MONTAGUE S/F A/C>
1/16 DODSON AVE
CRONULLA NSW 2230

Update your information:
 Online:
www.computershare.com.au/easyupdate/sxl

By Mail:
Computershare Investor Services Pty Limited
GPO Box 2975 Melbourne
Victoria 3001 Australia

Enquiries:
(within Australia) 1300 766 272
(international) +61 3 9415 4257

Holder Identification Number (HIN)

X 0045573877

ASX Code	SXL
TFN/ABN Status	Quoted
Record Date	11 September 2017
Payment Date	10 October 2017
Direct Credit Reference No.	802246

2017 Final Dividend

Dear Securityholder,

This payment represents a final dividend of 4 cents per share on your holding of fully paid ordinary shares, registered in your name and entitled to participate as at the record date of 11 September 2017. This dividend is 100% franked at the corporate tax rate of 30%.

Please register at www.computershare.com.au/easyupdate/sxl in order to update your TFN, bank account and other details online.

Class Description	Amount per Security	Number of Securities	Franked Amount	Unfranked Amount	Gross Payment
Ordinary Shares	4 cents	3,600	\$144.00	\$0.00	\$144.00
Net Payment					\$144.00
Franking Credit					\$61.71

Note: You should retain this statement to assist you in preparing your tax return.

Your Payment Instruction

NATIONAL AUSTRALIA BANK LTD
BSB: 083-004 Account number: 587265250

Amount Deposited
AUD\$144.00

If payment cannot be made to the above instruction, a cheque will be forwarded to your registered address.



Update your information.

Online: www.computershare.com.au/investor

By Mail: Computershare Investor Services Pty Ltd, GPO Box 2975 Melbourne, Victoria 3001 Australia

Enquiries: (within Australia) 1800 019 953, (international) +61 3 9415 4169

024262 013 S32



CAM SUPERANNUATION PTY LTD <CATHERINE MONTAGUE S/F A/C> 1/16 DODSON AVE CRONULLA NSW 2230

Holder Identification Number (HIN)

X 0045573877

ASX Code S32, TFN/ABN Status Not Quoted, Record Date 15 September 2017, Payment Date 12 October 2017, Direct Credit Reference No. 1004247

2017 Final Dividend

The dividend statement and direct credit advice below represents your final dividend for the year ended 30 June 2017. This dividend is paid at the rate of 6.4 US cents (equivalent to 7.984341 Australian cents) per share on your holding of fully paid ordinary shares registered in your name and entitled to participate as at the record date of 15 September 2017. All amounts are in Australian dollars, except where indicated.

This dividend has been franked in Australia at a rate of 100% and the company tax rate used to determine the franking credit is 30%.

If you would like to provide your TFN/ABN/Exemptions, view any outstanding payments, change payment options or view your shareholding, please visit www.computershare.com.au/investor.

Table with 6 columns: Class Description, Amount per Security, Number of Securities, Franked Amount, Unfranked Amount, Gross Payment. Includes rows for Ordinary Shares, Net Payment (\$175.66), and Franking Credit (\$75.28).

Note: You should retain this statement to assist you in preparing your tax return.

Your Payment Instruction

NATIONAL AUSTRALIA BANK LTD BSB: 083-004 Account number: 587265250

Amount Deposited A\$175.66

If payment cannot be made to the above account, the dividend amount will be withheld pending receipt of your valid direct credit instructions.

South32 pays all dividend payments by direct credit only to Australian, New Zealand, United Kingdom and United States bank or financial institution accounts. Please ensure your bank details are kept up to date via the Computershare Investor Centre at www.computershare.com.au/investor

To start receiving your statements online simply visit www.computershare.com.au/investor

Payment Advice

Commonwealth Bank



All Registry communications to:
Commonwealth Bank of Australia
Locked Bag A14, Sydney South, NSW, 1235
Telephone: 1800 022 440
ASX Code: **CBA**
Email: cba@linkmarketservices.com.au
Website: www.cba.com.au

COMMONWEALTH BANK OF AUSTRALIA

ABN: 48 123 123 124

CAM SUPERANNUATION PTY LTD <CATHERINE MONTAGUE S/F
A/C>

1/16 DODSON AVE
CRONULLA NSW
2230

DIVIDEND STATEMENT

Reference No.: X*****3877
Payment Date: 29 September 2017
Record Date: 17 August 2017

Security Description	Dividend Rate per Share	Participating Shares	Unfranked Amount	Franked Amount	Total Payment	Franking Credit
CBA - ORDINARY SHARES	\$2.30	1,729	\$0.00	\$3,976.70	\$3,976.70	\$1,704.30

Less Withholding Tax \$0.00
Net Amount AUD 3,976.70

Represented By:
Direct Credit amount AUD 3,976.70

BANKING INSTRUCTIONS

The amount of AUD 3,976.70 was deposited to the bank account detailed below:

NATIONAL AUSTRALIA BANK

CAM SUPERANNUATION PTY LTD <CATHERINE MONTAGUE S/F
BSB: 083-004 ACC: *****5250

DIRECT CREDIT REFERENCE NO.: 1204533062

FRANKING INFORMATION

Franked Rate per Share	\$2.30
Franking Percentage	100%
Company Tax Rate	30%

New Zealand Imputed Credit in NZD

\$155.61

Attached to this dividend is a New Zealand Imputation Credit of NZ\$0.09 per share. The only Commonwealth Bank shareholders who may obtain benefits from the New Zealand Imputation Credits are New Zealand resident taxpayers who meet certain other requirements. If you require further information, we recommend you talk to your tax advisor or the New Zealand Inland Revenue Department.

For the avoidance of doubt, the offer of the Dividend Reinvestment Plan (DRP) to the public in New Zealand is made in compliance with Australian law and any code, rules or other requirements relating to the offer of the DRP in Australia.

The total amount together with the franking credit (if any) should be disclosed as assessable income in your Australian tax return.

Note: You may require this statement for taxation purposes. All investors should seek independent advice relevant to their own particular circumstances.

Please ensure your details are current by viewing and updating via the online service centre.

Investor Centre

[Home](#)
[My Profile](#)
[Dividends & Payments](#)
[Statements & Documents](#)

Dividends & Payments



Dividend & Payments Details

[View all Dividends & Payments](#)

Important Note

Important Note

This is a summary only. If you require information to complete your personal taxation return please refer to the individual Payment Advices or Annual Taxation statements which can be located in the Statements & Documents tab above.

If a conversion of your Securities from Issuer Sponsored to CHES or vice versa has occurred, the history displayed here will only show activity since that conversion took place.

If you require information which predates the oldest information displayed, as only a certain amount of data is retained on our system, this can be obtained by accessing the full site.

NATIONAL AUSTRALIA BANK LIMITED

CAM SUPERANNUATION PTY LTD <CATHERINE MONTAGUE S/F A/C> X*****3877

Summary

Class	ORDINARY FULLY PAID SHARES
Payment Date	13/12/2017
Record Date	10/11/2017
Payment Type	Dividend
Payment Rate	\$0.99
Shares on Record Date	952
Payment Method	Direct Credit
Payment Reference	00523758
Gross Amount	\$942.48
Total Taxes	\$0.00
Deduction Amount	\$0.00
Net Amount	\$942.48

Taxes and Fees

Franked Amount	\$942.48
Unfranked Amount	\$0.00
Franking Credit	\$403.92
Withholding Tax	\$0.00



Southern Cross Media Group Limited
ABN 91 116 024 536


000317 000 SXL



MS CATHERINE ANNE EWERS
1/16 DODSON AVE
CRONULLA
SYDNEY NSW 2230

Update your information:

 **Online:**
www.computershare.com.au/easyupdate/sxl

 **By Mail:**
Computershare Investor Services Pty Limited
GPO Box 2975 Melbourne
Victoria 3001 Australia

Enquiries:

(within Australia) 1300 766 272
(international) +61 3 9415 4257

Securityholder Reference Number (SRN)

SRN WITHHELD

ASX Code	SXL
TFN/ABN Status	Quoted
Record Date	11 September 2017
Payment Date	10 October 2017
Direct Credit Reference No.	800116

2017 Final Dividend

Dear Securityholder,

This payment represents a final dividend of 4 cents per share on your holding of fully paid ordinary shares, registered in your name and entitled to participate as at the record date of 11 September 2017. This dividend is 100% franked at the corporate tax rate of 30%.

Please register at www.computershare.com.au/easyupdate/sxl in order to update your TFN, bank account and other details online.

Class Description	Amount per Security	Number of Securities	Franked Amount	Unfranked Amount	Gross Payment
Ordinary Shares	4 cents	3,300	\$132.00	\$0.00	\$132.00
Net Payment					\$132.00
Franking Credit					\$56.57

Note: You should retain this statement to assist you in preparing your tax return.

Your Payment Instruction

NATIONAL AUSTRALIA BANK LTD
BSB: 083-028 Account number: XXXXXX57

Amount Deposited
AUD\$132.00

If payment cannot be made to the above instruction, a cheque will be forwarded to your registered address.



South32 Limited
ABN 84 093 732 597

┌ 018444 000 S32



CAM SUPERANNUATION PTY LTD
<CATHERINE MONTAGUE S/F A/C>
1/16 DODSON AVE
CRONULLA NSW 2230

UPDATE YOUR INFORMATION



ONLINE:

www.computershare.com.au/investor



MAIL:

Computershare Investor Services Pty Limited
GPO Box 2975 Melbourne
Victoria 3001 Australia

ENQUIRIES



PHONE:

1800 019 953 (within Australia)
+61 3 9415 4169 (outside Australia)

HOLDER IDENTIFICATION NUMBER (HIN)

HIN WITHHELD

ASX Code	S32
TFN/ABN Status:	Quoted
Record Date:	9 March 2018
Payment Date:	5 April 2018

INTERIM AND SPECIAL DIVIDEND

This payment represents an interim dividend of 4.3 US cents (equivalent to 5.505797 Australian cents) per share and a special dividend of 3 US cents (equivalent to 3.841254 Australian cents) per share for the half year ended 31 December 2017. These dividends are paid on the Ordinary Shares registered in your name and entitled to participate as at the record date of 9 March 2018. All amounts are in Australian Dollars, except where indicated.

The interim dividend has been franked at a rate of 100% and the special dividend has been franked at a rate of 81% in Australia. The company tax rate used to determine the franking credit is 30%.

If you would like to provide your TFN/ABN/Exemptions, view any outstanding payments, change payment options or view your shareholding, please visit www.computershare.com.au/investor.

PAYMENT TYPE	AMOUNT PER SECURITY	NUMBER OF SECURITIES	FRANKED AMOUNT	UNFRANKED AMOUNT	GROSS PAYMENT
Interim	5.505797 cents	2,200	\$121.13	\$0.00	\$121.13
Special	3.841254 cents	2,200	\$68.45	\$16.06	\$84.51
Net Payment					\$205.64
Franking Credit					\$81.25

PAYMENT INSTRUCTIONS

NATIONAL AUSTRALIA BANK LTD

BSB:	083-004
Account Number:	XXXXXXXX50
Payment Reference:	994982
Amount Paid:	A\$205.64

Note: You should retain this statement to assist you in preparing your tax return.

If payment cannot be made to the above account, the dividend amount will be withheld pending receipt of your valid direct credit instruction. Please ensure your bank details are kept up to date.

Payment Advice

Property Group

Shopping Centres Australasia Property Group RE Limited
ABN 47 158 809 851 (AFS License 428663) as responsible entity of the Shopping Centres
Australasia Property Retail Trust ARSN 160 612 780 and as responsible entity of the
Shopping Centres Australasia Property Management Trust ARSN 160 612 876 (SCA Property Group)

SCA PROPERTY GROUP

ABN: 47 158 809 851

CAM SUPERANNUATION PTY LTD <CATHERINE MONTAGUE S/F
A/C>
1/16 DODSON AVE
CRONULLA NSW
2230

All Registry communications to:

C/- Link Market Services Limited
Locked Bag A14, Sydney South, NSW, 1235
Telephone: +61 1300 318 976
ASX Code: SCP
Email: registrars@linkmarketservices.com.au
Website: www.linkmarketservices.com.au

DISTRIBUTION STATEMENT

Reference No.: X*****3877
Payment Date: 29 January 2018
Record Date: 29 December 2017

Security Description	Rate per Unit	Participating Units	Distribution Amount	Unfranked Amount	Franked Amount	Total Payment	Franking Credit
SCP - STAPLED UNITS	\$0.068	447	\$30.40	\$0.00	\$0.00	\$30.40	\$0.00
			Less Withholding Tax			\$0.00	
			Net Amount			AUD 30.40	
			Represented By:				
			Direct Credit amount			AUD 30.40	

BANKING INSTRUCTIONS

The amount of AUD 30.40 was deposited to the bank account detailed below:

NATIONAL AUSTRALIA BANK

CAM SUPERANNUATION PTY LTD
BSB: 083-004 ACC: *****5250

DIRECT CREDIT REFERENCE NO.: 1210571399

Note: You may require this statement for taxation purposes. All investors should seek independent advice relevant to their own particular circumstances.

Please ensure your details are current by viewing and updating via the online service centre.

BHP Billiton Limited
ABN 49 004 028 077

038271 000 BHP



CAM SUPERANNUATION PTY LTD
<CATHERINE MONTAGUE S/F A/C>
1/16 DODSON AVE
CRONULLA NSW 2230

Update Your Details:



www.computershare.com.au/investor



(within Australia) 1300 656 780
(outside Australia) +61 3 9415 4020



Computershare Investor Services Pty Limited
GPO Box 2975 Melbourne
Victoria 3001 Australia

Your Shareholding

SHARE CLASS	HOLDER NUMBER
Ordinary Shares	HIN WITHHELD
TFN/ABN STATUS	DIRECT CREDIT REF NO
Quoted	1065990
RECORD DATE	PAYMENT DATE
9 March 2018	27 March 2018

You must keep this document for your tax records.

PDF Edition: 20180327

376th Dividend Payment - Dividend Statement & Direct Credit Advice

The statement below represents your interim dividend for the year ending 30 June 2018. This dividend is paid at the rate of 55 US cents (equivalent to 70.585216 Australian cents) per share on your holding of fully paid ordinary shares, registered in your name and entitled to participate as at the record date. This dividend has been franked in Australia at a rate of 100% and the company tax rate used to determine the franking credit is 30%. All amounts are in Australian dollars, except where indicated.

Margaret Taylor
Group Company Secretary

Amount per Security	Number of Securities	Franked Amount	Unfranked Amount	Gross Payment
A70.585216 cents	2,200	A\$1,552.87	A\$0.00	A\$1,552.87
Net Payment				A\$1,552.87
Australian Franking Credit				A\$665.52

Your Payment Instruction

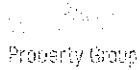
NATIONAL AUSTRALIA BANK LTD
BSB: 083-004
Account Number: XXXXXXX50

Amount Deposited

A\$1,552.87

If payment cannot be made to the above instruction, you will be issued with a cheque in the same currency as the Amount Deposited.

Payment Advice



Shopping Centres Australasia Property Group RE Limited
ABN 47 158 809 851 AFS Licence 426603 as responsible entity of the Shopping Centres
Australasia Property Retail Trust ARSN 160 812 798 and as responsible entity of the
Shopping Centres Australasia Property Management Trust ARSN 160 812 628 (SCA Property Group)

SCA PROPERTY GROUP

ABN: 47 158 809 851

CAM SUPERANNUATION PTY LTD <CATHERINE MONTAGUE S/F
A/C>
1/16 DODSON AVE
CRONULLA NSW
2230

All Registry communications to:
C/- Link Market Services Limited
Locked Bag A14, Sydney South, NSW, 1235
Telephone: +61 1300 318 976
ASX Code: SCP
Email: registrars@linkmarketservices.com.au
Website: www.linkmarketservices.com.au

DISTRIBUTION STATEMENT

Reference No.: X*****3877
Payment Date: 31 August 2017
Record Date: 30 June 2017

Security Description	Rate per Unit	Participating Units	Distribution Amount	Unfranked Amount	Franked Amount	Total Payment	Franking Credit
SCP - STAPLED UNITS	\$0.067	447	\$29.95	\$0.00	\$0.00	\$29.95	\$0.00

Less Withholding Tax

\$0.00

Net Amount

AUD 29.95

Represented By:

Direct Credit amount

AUD 29.95

BANKING INSTRUCTIONS

The amount of AUD 29.95 was deposited to the bank account detailed below:

NATIONAL AUSTRALIA BANK

CAM SUPERANNUATION PTY LTD
BSB: 083-004 ACC: *****5250

DIRECT CREDIT REFERENCE NO.: 1203628198

Note: You may require this statement for taxation purposes. All investors should seek independent advice relevant to their own particular circumstances.

Please ensure your details are current by viewing and updating via the online service centre.

Payment Advice

WOOLWORTHS GROUP

All Registry communications to:
C/- Link Market Services Limited
Locked Bag A14, Sydney South NSW 1235
Telephone: 1300 368 664
ASX Code: **WOW**
Email: woolworths@linkmarketservices.com.au
Website: www.linkmarketservices.com.au

WOOLWORTHS GROUP LIMITED

ABN: 88 000 014 675

CAM SUPERANNUATION PTY LTD <CATHERINE MONTAGUE S/F
A/C>

1/16 DODSON AVE
CRONULLA NSW
2230

DIVIDEND STATEMENT

Reference No.: X*****3877
Payment Date: 06 April 2018
Record Date: 02 March 2018

Security Description	Dividend Rate per Share	Participating Shares	Unfranked Amount	Franked Amount	Total Payment	Franking Credit
WOW - FPO	\$0.43	2,239	\$0.00	\$962.77	\$962.77	\$412.62
			Less Withholding Tax		\$0.00	
			Net Amount		AUD 962.77	
			Represented By:			
			Direct Credit amount		AUD 962.77	

BANKING INSTRUCTIONS

The amount of AUD 962.77 was deposited to the bank account detailed below:

NATIONAL AUSTRALIA BANK

CATHERINE MONTAGUE S/F A/C
BSB: 083-004 ACC: *****5250

DIRECT CREDIT REFERENCE NO.: 1214352900

FRANKING INFORMATION

Franked Rate per Share	\$0.43
Franking Percentage	100%
Company Tax Rate	30%

Dividend Reinvestment Plan Discount Update

In April 2016, the company introduced a 1.5% discount on the dividend reinvestment plan. The discount will remain in place for this dividend and will not apply to the October 2018 final dividend and for the foreseeable future.

The total amount together with the franking credit (if any) should be disclosed as assessable income in your Australian tax return.

Note: You may require this statement for taxation purposes. All investors should seek independent advice relevant to their own particular circumstances.

Please ensure your details are current by viewing and updating via the online service centre.

Payment Advice

Commonwealth Bank



All Registry communications to:
Commonwealth Bank of Australia
Locked Bag A14, Sydney South, NSW, 1235
Telephone: 1800 022 440
ASX Code: CBA
Email: cba@linkmarketservices.com.au
Website: www.linkmarketservices.com.au

COMMONWEALTH BANK OF AUSTRALIA ABN: 48 123 123 124

CAM SUPERANNUATION PTY LTD <CATHERINE MONTAGUE S/F
A/C>
1/16 DODSON AVE
CRONULLA NSW
2230

DIVIDEND STATEMENT

Reference No.: X*****3877
Payment Date: 29 September 2017
Record Date: 17 August 2017

Security Description	Dividend Rate per Share	Participating Shares	Unfranked Amount	Franked Amount	Total Payment	Franking Credit
CBA - ORDINARY SHARES	\$2.30	1,729	\$0.00	\$3,976.70	\$3,976.70	\$1,704.30
				Less Withholding Tax		\$0.00
				Net Amount		AUD 3,976.70
				Represented By:		
				Direct Credit amount		AUD 3,976.70

BANKING INSTRUCTIONS

The amount of AUD 3,976.70 was deposited to the bank account detailed below:

NATIONAL AUSTRALIA BANK

CAM SUPERANNUATION PTY LTD <CATHERINE MONTAGUE S/F
BSB: 083-004 ACC: *****5250

DIRECT CREDIT REFERENCE NO.: 1204533062

FRANKING INFORMATION

Franked Rate per Share	\$2.30
Franking Percentage	100%
Company Tax Rate	30%

New Zealand Imputed Credit in NZD

\$155.61

Attached to this dividend is a New Zealand Imputation Credit of NZ\$0.09 per share. The only Commonwealth Bank shareholders who may obtain benefits from the New Zealand Imputation Credits are New Zealand resident taxpayers who meet certain other requirements. If you require further information, we recommend you talk to your tax advisor or the New Zealand Inland Revenue Department.

For the avoidance of doubt, the offer of the Dividend Reinvestment Plan (DRP) to the public in New Zealand is made in compliance with Australian law and any code, rules or other requirements relating to the offer of the DRP in Australia.

The total amount together with the franking credit (if any) should be disclosed as assessable income in your Australian tax return.

Note: You may require this statement for taxation purposes. All investors should seek independent advice relevant to their own particular circumstances.

Please ensure your details are current by viewing and updating via the online service centre.

Payment Advice

CommonwealthBank



All Registry communications to:
Commonwealth Bank of Australia
Locked Bag A14, Sydney South, NSW, 1235
Telephone: 1800 022 440
ASX Code: **CBA**
Email: cba@linkmarketservices.com.au
Website: www.linkmarketservices.com.au

COMMONWEALTH BANK OF AUSTRALIA

ABN: 48 123 123 124

CAM SUPERANNUATION PTY LTD <CATHERINE MONTAGUE S/F
A/C>

1/16 DODSON AVE
CRONULLA NSW
2230

DIVIDEND STATEMENT

Reference No.: X*****3877
Payment Date: 28 September 2018
Record Date: 16 August 2018

Security Description	Dividend Rate per Share	Participating Shares	Unfranked Amount	Franked Amount	Total Payment	Franking Credit
CBA - ORDINARY SHARES	\$2.31	1,729	\$0.00	\$3,993.99	\$3,993.99	\$1,711.71
		Less Withholding Tax			\$0.00	
		Net Amount			AUD 3,993.99	
		Represented By:				
		Direct Credit amount			AUD 3,993.99	

BANKING INSTRUCTIONS

The amount of AUD 3,993.99 was deposited to the bank account detailed below:

NATIONAL AUSTRALIA BANK

CAM SUPERANNUATION PTY LTD <CATHERINE MONTAGUE S/F
BSB: 083-004 ACC: *****5250

DIRECT CREDIT REFERENCE NO.: 1218462069

FRANKING INFORMATION

Franked Rate per Share	\$2.31
Franking Percentage	100%
Company Tax Rate	30%

New Zealand Imputed Credit in NZD

\$103.74

Attached to this dividend is a New Zealand Imputation Credit of NZ\$0.06 per share. The only Commonwealth Bank shareholders who may obtain benefits from the New Zealand Imputation Credits are New Zealand resident taxpayers who meet certain other requirements. If you require further information, we recommend you talk to your tax advisor or the New Zealand Inland Revenue Department.

For the avoidance of doubt, the offer of the Dividend Reinvestment Plan (DRP) to the public in New Zealand is made in compliance with Australian law and any code, rules or other requirements relating to the offer of the DRP in Australia.

The total amount together with the franking credit (if any) should be disclosed as assessable income in your Australian tax return.

Note: You may require this statement for taxation purposes. All investors should seek independent advice relevant to their own particular circumstances.

Please ensure your details are current by viewing and updating via the online service centre.


Investor Centre - Australia

Dividends & Payments

Dividend & Payment Details

CYBG PLC

Cam Superannuation Pty Ltd <CATHERINE MONTAGUE S/F> X*****3877

Summary

Class	CHES DEPOSITARY INTERESTS
Payment date	16/02/2018
Record date	19/01/2018
Payment type	Dividend
Payment rate	£0.01
Securities on record date	238
Payment method	Direct Credit
Payment reference	00907471
Gross amount	£2.38
Total taxes	£0.00
Deduction amount	£0.00
Net amount	£2.38
Paid Amount	AUD 4.13

Taxes and Fees

Franked Amount	£2.38
Unfranked Amount	£0.00
Franking Credit	£0.00
Withholding Tax	£0.00

IMPORTANT NOTICE: The data shown is a summary for your information only. If you require information to complete your personal taxation return please refer to the individual Payment Advices or Annual Taxation Statements which can be located under the Statements & Documents tab above. The figures above are shown in the currency in which the particular payment was declared, unless the amount paid is in an alternative currency where it will be shown as "Amount Paid".

Computershare Investor Centre - Australia

Dividends & Payments

Dividend & Payment Details

NATIONAL AUSTRALIA BANK LIMITED

Carn Superannuation Pty Ltd <CATHERINE MONTAGUE S/F> X*****3877

Summary

Class	ORDINARY FULLY PAID SHARES
Payment date	5/07/2017
Record date	17/05/2017
Payment type	Dividend
Payment rate	\$0.99
Securities on record date	952
Payment method	Direct Credit
Payment reference	00527549
Gross amount	\$942.48
Total taxes	\$0.00
Deduction amount	\$0.00
Net amount	\$942.48

Taxes and Fees

Franked Amount	\$942.48
Unfranked Amount	\$0.00
Franking Credit	\$403.92
Withholding Tax	\$0.00

IMPORTANT NOTICE: The data shown is a summary for your information only. If you require information to complete your personal taxation return please refer to the individual Payment Advices or Annual Taxation Statements which can be located under the Statements & Documents tab above. The figures above are shown in the currency in which the particular payment was declared, unless the amount paid is in an alternative currency where it will be shown as "Amount Paid".

Computershare Investor Centre - Australia

Dividends & Payments

Dividend & Payment Details

AUSTRALIA and NEW ZEALAND BANKING GROUP

Cam Superannuation Pty Ltd <CATHERINE MONTAGUE S/F> X*****3877

Summary

Class	ORDINARY SHARES
Payment date	3/07/2017
Record date	9/05/2017
Payment type	Dividend
Payment rate	\$0.80
Securities on record date	1309
Payment method	Direct Credit
Payment reference	00235594
Gross amount	\$1,047.20
Total taxes	\$0.00
Deduction amount	\$0.00
Net amount	\$1,047.20

Taxes and Fees

Franked Amount	\$1,047.20
Unfranked Amount	\$0.00
Franking Credit	\$448.80
Withholding Tax	\$0.00

IMPORTANT NOTICE: The data shown is a summary for your information only. If you require information to complete your personal taxation return please refer to the individual Payment Advices or Annual Taxation Statements which can be located under the Statements & Documents tab above. The figures above are shown in the currency in which the particular payment was declared, unless the amount paid is in an alternative currency where it will be shown as "Amount Paid".