

Operating Statement

For the year ended 30 June 2021

	Note	2021 \$	2020 \$
REVENUE			
Investment Revenue			
Australian Listed Shares	3	16,349	17,442
Property - Residential	4	16,000	-
		32,349	17,442
Contribution Revenue			
Member Non-Concessional Contributions		-	200,000
Self-Employed Concessional Contributions		-	50,000
		-	250,000
Other Revenue			
Term Deposits	2	14,259	15,818
Cash at Bank	5	6	92
Market Movement Non-Realised	6	122,771	(20,872)
Market Movement Realised	7	1,495	(9,369)
		138,531	(14,331)
Total Revenue		170,880	253,111
EXPENSES			
General Expense			
Fund Administration Expenses	8	29	281
		29	281
BENEFITS ACCRUED AS A RESULT OF OPERATIONS BEFORE INCOME TAX		170,851	252,830
Tax Expense			
Fund Tax Expenses	9	(7,007)	41
		(7,007)	41
BENEFITS ACCRUED AS A RESULT OF OPERATIONS		177,858	252,789

This Statement is to be read in conjunction with the notes to the Financial Statements

Frace Superannuation Fund

Trial Balance

As at 30 June 2021

Account Number	Account Description	Units	2021		2020	
			Debit \$	Credit \$	Debit \$	Credit \$
611 0054	Asset Income for Land and Buildings Shop 6 92 Hawdon St			16,000.00		-
690	Cash at Bank					
690 0001	Cash at Bank - WBC 033077 184312			0.18		0.42
690 0002	Cash at Bank - Trading (Fund)			3.22		63.71
690 0004	Cash at Bank - WBC 033077 286888			2.63		28.35
700	Member Non-Concessional Contributions					
700 00001	Viola, Frank			-		100,000.00
700 00002	Viola, Grace			-		100,000.00
704	Self-Employed Concessional Contributions					
704 00001	Viola, Frank			-		25,000.00
704 00002	Viola, Grace			-		25,000.00
780	Market Movement Non-Realised					
780 0013	Market Movement Non-Realised Real Property			20,000.00		-
780 0015	Market Movement Non-Realised Listed Shares and Options			102,770.89		(20,871.52)
785	Market Movement Realised					
785 0015	Market Movement Realised Listed Shares and Options			1,495.10		(9,369.24)
801	Fund Administration Expenses					
801 0017	Bank Charges		29.30			21.50
801 0019	Subscriptions and Registrations (Admin)		-			259.00
860	Fund Tax Expenses					
860 0004	Income Tax Expense		(7,006.86)			40.62
906	Pension Member Payments					
906 00007	Viola, Frank (00001) ACCOUNT RETIREMENT PENSION		26,446.58			11,107.75
906 00016	Viola, Frank (00001) ACCOUNT RETIREMENT PENSION		20,903.96			21,330.00
906 00017	Viola, Grace (00002) ACCOUNT RETIREMENT PENSION		10,920.14			10,940.00
906 00018	Viola, Frank (00001) ACCOUNT RETIREMENT PENSION		3,052.95			3,040.00
906 00019	Viola, Grace (00002) ACCOUNT RETIREMENT PENSION		2,981.60			3,040.00
906 00020	Viola, Frank (00001) ACCOUNT RETIREMENT PENSION		3,027.19			(121,250.00)
906 00021	Viola, Grace (00002) ACCOUNT RETIREMENT PENSION		3,037.29			(121,250.00)
925	Accumulation Member Payments					
925 00001	Viola, Frank					121,250.00

Tax Reconciliation

For the year ended 30 June 2021

INCOME		
Gross Interest Income		14,265.00
Gross Dividend Income		
Imputation Credits	7,006.86	
Franked Amounts	16,349.35	
Unfranked Amounts	-	23,356.00
Gross Rental Income		16,000.00
Gross Foreign Income		-
Gross Trust Distributions		-
Gross Assessable Contributions		
Employer Contributions/Untaxed Transfers	-	
Member Contributions	-	
Gross Capital Gain		
Net Capital Gain	-	
Pension Capital Gain Revenue	-	
Non-arm's length income		-
Net Other Income		-
Gross Income		53,621.00
Less Exempt Current Pension Income		53,621.00
Total Income		-
LESS DEDUCTIONS		
Other Deduction		-
Total Deductions		-
Current Year Loss		-
TAXABLE INCOME		-
Gross Income Tax Expense (15% of Standard Component)		-
(45% of Non-arm's length income)		-
Less Foreign Tax Offset	-	
Less Other Tax Credit	-	
Tax Assessed		-
Less Imputed Tax Credit		7,006.86
Less Amount Already paid (for the year)		-
		7,006.86
TAX DUE OR REFUNDABLE		(7,006.86)
Supervisory Levy		259.00
AMOUNT DUE OR REFUNDABLE		(6,747.86)

No Tax to be paid. Loss to be carried forward to next year: \$ 0.00

Note: Refund of tax file credits will be \$ 0.00

Note: Refund of imputation credits will be \$ 7,006.86

- 299.62 2020
+ 259
\$ 6966

Frace Superannuation Fund

Notes to the Financial Statements

For the year ended 30 June 2021

Note 1: Summary of Significant Accounting Policies

The financial statements are special purpose financial statements that have been prepared in order to meet the requirements of the Superannuation Industry (Supervision) Act 1993 and accompanying Regulations, the trust deed of the fund and the needs of members.

The financial statements have also been prepared on a cash basis unless otherwise stated and are based on historical costs, except for investments, which have been measured at market values.

The following significant accounting policies, which are consistent with the policies applied in the previous period unless otherwise stated, have been adopted in the preparation of the financial statements.

a. Measurement of Investments

The fund initially recognises:

- i. an investment when it controls the future economic benefits expected to flow from the asset. For financial assets, the trade date is considered the date on which control of the future economic benefits attributable to the asset passes to the fund; and
- ii. a financial liability on the date it becomes a party to the contractual provisions of the instrument.

Investments of the fund have been measured at their market values, which is the amount that a willing buyer of the asset could reasonably be expected to pay to acquire the asset from a willing seller if the following assumptions were made:

- that the buyer and seller deal with each other at arm's length in relation to the sale;
- that the sale occurred after proper marketing of the asset; and
- that the buyer and the seller acted knowledgeably and prudentially in relation to the sale.

Market values have been determined as follows:

- i. shares and other securities listed on the Australian Securities Exchange by reference to the relevant market quotations at the end of the reporting period;
- ii. units in managed funds by reference to the unit redemption price at the end of the reporting period;
- iii. fixed interest securities by reference to the redemption price at the end of the reporting period; and
- iv. investment properties at trustees' assessment of their realisable value.

Financial liabilities, such as trade creditors and other payables, are measured at the gross value of the outstanding balance at the reporting date. The trustees have determined that the gross values of the fund's financial liabilities are equivalent to their market values. Any remeasurement changes in the gross values of non-current financial liabilities (including liabilities for members accrued benefits) are recognised in the operating statement in the periods in which they occur.

b. Cash and Cash Equivalents

Cash and cash equivalents include cash on hand and at call, deposits with banks and short-term, highly liquid investments that are readily convertible to cash and are subject to an insignificant risk of change in value.

c. Revenue

Revenue is recognised at the market value of the consideration received or receivable.

Interest revenue

Frace Superannuation Fund

Notes to the Financial Statements

For the year ended 30 June 2021

Interest revenue is recognised in respect of fixed-interest securities, and cash and cash equivalent balances. Interest revenue is recognised upon receipt.

Dividend revenue

Dividend revenue is recognised when the dividend has been paid or, in the case of dividend reinvestment schemes, when the dividend is credited to the benefit of the fund.

Rental revenue

Rental revenue arising from operating leases on investment properties is recognised upon receipt.

Distribution revenue

Distributions from trusts are recognised as at the date the unit value is quoted ex-distributions and if not received at the end of the reporting period, are reflected in the statement of financial position as a receivable.

Contributions and Transfers

Contributions received and transfers in are recognised when the control and the benefits from the revenue is transferred to the fund. Contributions and transfers in are recognised gross of any taxes.

Remeasurement changes in market values

Remeasurement changes in the market values of assets are recognised as income and are determined as the difference between the market value at year-end or consideration received (if sold during the year) and the market value as at the prior year-end or cost (if the investment was acquired during the period).

d. Expenses

Expense are recognised and reflected in the operating statement when they are incurred.

e. Benefits Paid

Benefits are recognised when a valid withdrawal notice is received and approved by the trustee(s) in accordance with the fund's Trust Deed.

f. Liability for Accrued Benefits

The liability for accrued benefits represents the fund's present obligation to pay benefits to members and beneficiaries and has been calculated as the difference between the carrying amount of the assets and the carrying amount of the other payables and income tax liabilities as at the end of the reporting period.

g. Income Tax

The income tax expense (revenue) for the year comprises current income tax expense (revenue) and deferred income tax expense (revenue).

Current income tax expense charged to the profit or loss is the tax payable (refundable) on taxable income. Current tax liabilities (assets) are therefore measured at the amounts expected to be paid to (refunded from) the relevant taxation authority.

Deferred income tax expense reflects movements in deferred tax liability balances during the year as well as unused tax losses.

Except for business combinations, no deferred income tax is recognised from the initial recognition of an asset or liability where there is no effect on accounting or taxable profit or loss.

Frace Superannuation Fund

Notes to the Financial Statements

For the year ended 30 June 2021

Deferred tax assets and liabilities are calculated at the tax rates that are expected to apply to the period when the asset is realised or the liability is settled and their measurement also reflects the manner in which the trustees expect to recover or settle the carrying amount of the related asset or liability.

Deferred tax assets relating to temporary differences and unused tax losses are recognised only to the extent that it is probable that future taxable profit will be available against which the benefits of the deferred tax asset can be utilised.

Current tax assets and liabilities are offset where a legally enforceable right of set-off exists and it is intended that net settlement or simultaneous realisation and settlement of the respective asset and liability will occur. Deferred tax assets and liabilities are offset where:

(a) a legally enforceable right of set-off exists; and

(b) the deferred tax assets and liabilities relate to income taxes levied by the same taxation authority on either the same taxable entity or different taxable entities, where it is intended that net settlement or simultaneous realisation and settlement of the respective asset and liability will occur in future periods in which significant amounts of deferred tax assets or liabilities are expected to be recovered or settled.

The rate of tax used to determine income tax expense (revenue) and current tax liabilities (assets) is 15%, the applicable rate for a complying superannuation fund. This rate is applied to taxable income, after any claim for exempt current pension income, where applicable. The top personal marginal tax rate is applied to a non-complying superannuation fund and to non-arm's length income (NALI).

h. Goods and Services Tax (GST)

Revenues, expenses and assets are recognised net of the amount of GST, except where the amount of GST incurred is not recoverable from the Australian Taxation Office (ATO).

The net amount of GST recoverable from, or payable to, the ATO is included with other receivables or other payables in the statement of financial position.

i. Critical Accounting Estimates and Judgments

The preparation of financial statements requires the trustees to make judgments, estimates and assumptions that affect the application of accounting policies and the reported amounts of assets and liabilities, income and expenses. Actual results may differ from these estimates.

Estimates and underlying assumptions are reviewed on an ongoing basis. Revisions to accounting estimates are recognised in the period in which the estimate is revised and in any future period affected.

j. Events Subsequent to Balance Date

The superannuation fund is an Accumulation fund and consequently any reduction or increment in market value of the fund is a reduction in member benefits. Any significant movement in the market value of investments after balance date has not been brought to account. Investments are in principle held for the long term and it is not appropriate to bring any subsequent reduction or increment in market values to account as at year end. Net movement in market values subsequent to balance date will be recognised in the next financial year.

In March 2020, the WHO classified the COVID-19 outbreak as a pandemic, based on the rapid increase in exposure globally. The full impact of the COVID-19 outbreak continues to evolve as of the date of this report. As such, it is uncertain as to the impact this will have on the superannuation fund.

Frace Superannuation Fund

Notes to the Financial Statements

For the year ended 30 June 2021

	2021 \$	2020 \$
Note 2: Term Deposits		
Asset Income for ANZ Term deposit	-	6,677
Asset Income for Term Deposit - CBA	4,373	4,150
Asset Income for Term Deposit Commonwealth Bank of Australia	9,886	-
Term Deposits Account 5	-	4,991
	14,259	15,818
Note 3: Australian Listed Shares		
ANZ Banking Grp Ltd - Dividends	335	720
Asset Income for BHP Steel	-	13
Asset Income for Commonwealth Bank of Australia	2,977	4,122
Asset Income for Rio Tinto Limited Ordinary Shares	7,336	6,591
Asset Income for Telstra Corporation Limited	800	1,200
Asset Income for The Broken Hill Proprietary Company Limited Ordinary Shares	826	781
Asset Income for Westpac Banking Corporation Ordinary Shares	356	280
Asset Income for Woolworths Ordinary Shares	2,063	2,306
Bendigo And Adelaide - Dividends	476	635
Fortescue Metals Grp - Dividends	515	-
National Aust. Bank - Dividends	330	780
South32 Ordinary Fully Paid Deferred Settlement	-	14
Wesfarmers PPS	297	-
Woodside Petroleum - Dividends	38	-
	16,349	17,442
Note 4: Property - Residential		
Asset Income for Land and Buildings Shop 6 92 Hawdon St	16,000	-
	16,000	-
Note 5: Cash at Bank		
Cash at Bank - Trading (Fund)	3	64
Cash at Bank - WBC 033077 286888	3	28
	6	92
Note 6: Market Movement Non-Realised		
Market Movement Non-Realised Listed Shares and Options	102,771	(20,872)
Market Movement Non-Realised Real Property	20,000	-
	122,771	(20,872)
Note 7: Market Movement Realised		
Market Movement Realised Listed Shares and Options	1,495	(9,369)
	1,495	(9,369)

Frace Superannuation Fund

Notes to the Financial Statements

For the year ended 30 June 2021

	2021 \$	2020 \$
Note 8: Fund Administration Expenses		
Bank Charges	29	22
Subscriptions and Registrations (Admin)	-	259
	29	281
Note 9: Fund Tax Expenses		
Income Tax Expense	(7,007)	41
	(7,007)	41
Note 10: Term Deposits		
Term Deposit - CBA	400,000 <i>FLO</i>	454,150
Term Deposit Commonwealth Bank of Australia	900,000 <i>FWS</i>	900,000
	1,300,000	1,354,150
Note 11: Australian Listed Shares		
ANZ Banking Grp Ltd	16,890	9,320
Bendigo And Adelaide	17,833	11,917
Commonwealth Bank of Australia	123,639	81,707
Fortescue Metals Grp	9,336	-
National Aust. Bank	14,421	10,021
Rio Tinto Limited Ordinary Shares	142,470	100,409
Telstra Corporation Limited	18,800	15,650
The Broken Billiton Ltd	21,857	14,328
Wesfarmers Limited	7,565	-
Wesfarmers PPS	6,265	4,483
Westpac Banking Corporation Ordinary Shares	10,324	7,180
Woodside Petroleum	5,553	-
Woolworths Ordinary Shares	79,387	75,604
	474,340 <i>FSS</i>	330,619
Note 12: Property - Commercial		
Land and Buildings Shop 6 92 Hawdon Street Heidelberg	450,000 <i>FSL4</i>	430,000
	450,000	430,000
Note 13: Cash at Bank		
Cash at Bank	2,518	8,489
Cash at Bank - WBC 033077 184312	3,256	4,322
Cash at Bank - WBC 033077 286888	6,575	12,072
	12,349	24,883

Frace Superannuation Fund

Notes to the Financial Statements

For the year ended 30 June 2021

	2021	2020
	\$	\$
Note 14: Sundry Debtors - Fund Level		
Sundry Debtors Number 1	4,009	-
	4,009	-
Note 15: Provisions for Tax - Fund		
Provision for Income Tax	(6,966)	(521)
	(6,966)	(521)
Note 16A: Movements in Members' Benefits		
Liability for Members' Benefits Beginning:	2,140,174	1,936,842
Add: Increase (Decrease) in Members' Benefits	177,859	252,789
Less: Benefit Paid	70,370	49,458
Liability for Members' Benefits End	2,247,663	2,140,174

Note 16B: Members' Other Details

Total Unallocated Benefits	-	-
Total Forfeited Benefits	-	-
Total Preserved Benefits	-	-
Total Vested Benefits	2,247,663	2,140,174

Net Capital Gain/Loss Summary

For the year ended 30 June 2021

CAPITAL GAINS SUMMARY

Assessable Current year CG revenue - discount method	-
Assessable Current year CG revenue - indexation method	-
Assessable Current year CG revenue - other method	-
PLUS indexed capital gain	-
PLUS discount capital gain	-
PLUS non-indexed/-discounted-gain	-
LESS capital loss from last year	6,027.43
LESS current year capital loss	-
LESS discounting where applicable	-
Net capital gain	-

CAPITAL LOSSES SUMMARY

Non-collectables	
Capital gain (including deferred notional capital gain (realised))	-
Capital loss from last year	6,027.43
Capital loss from current year	-
Capital loss to be recouped	-
Capital gain remaining (excluding deferred notional capital gain (realised))	-
Capital loss remaining	6,027.43
Collectables	
Capital gain	-
Capital loss from last year	-
Capital loss from current year	-
Capital loss to be recouped	-
Capital gain remaining	-
Non-collectable capital loss carried forward	6,027.43
Collectable capital loss carried forward	-

Frace Superannuation Fund

Notes to the Tax Reconciliation

Other Deductions

For the year ended 30 June 2021

Account	Member	Date	Description	Transaction Amount	Deductible %	Deductible \$	Pension Exempt Apportionment	Apportionment Factor	Tagged to Member	Deduction
TOTALS										
-										

21

Notes to the Tax Reconciliation

Revenue Summary

For the year ended 30 June 2021

Account	Description	Date	Revenue Amount	TFN Credit	TFN Closely Held Trusts	ABN Credit	Notes
Assessable Revenue Accounts							
S 601 0076	Asset Income for Term Deposit - CBA	30/06/2021	4,372.30	-	-	-	
S 601 0084	Asset Income for Term Deposit Commonwealth Bank of Australia	30/06/2021	9,886.44	-	-	-	
S 605 0146	ANZ Banking Grp Ltd - Dividends	30/06/2021	335.00	-	-	-	
S 605 0370	Bendigo and Adelaide - Dividends	30/06/2021	476.00	-	-	-	
S 605 0380	Asset Income for The Broken Hill Proprietary Company Limited Ordinary Shares	30/06/2021	826.36	-	-	-	
S 605 0660	Asset Income for Commonwealth Bank of Australia	30/06/2021	2,977.46	-	-	-	
S 605 0995	Fortescue Metals Grp - Dividend	30/06/2021	514.50	-	-	-	
S 605 1671	National Aust. Bank - Dividend	30/06/2021	330.00	-	-	-	
S 605 2060	Asset Income for Rio Tinto Limited Ordinary Shares	30/06/2021	7,335.80	-	-	-	
S 605 2245	Asset Income for Telstra Corporation Limited	30/06/2021	800.00	-	-	-	
S 605 2553	Asset Income for Westpac Banking Corporation Ordinary Shares	30/06/2021	356.00	-	-	-	
S 605 2583	Woodside Petroleum - Dividends	30/06/2021	38.24	-	-	-	
S 605 2584	Asset Income for Woolworths Ordinary Shares	01/09/2020	973.44	-	-	-	
S 605 2594	Asset Income for Woolworths Ordinary Shares	04/03/2021	1,089.15	-	-	-	
S 605 2739	Wesfarmers PPS	30/06/2021	297.40	-	-	-	
S 611 0054	Asset Income for Land and Buildings Shop @ 92 Hawdon St	30/06/2021	14,000.00	-	-	-	
S 611 0054	Asset Income for Land and Buildings Shop @ 92 Hawdon St	30/06/2021	2,000.00	-	-	-	
S 640 0001	Cash at Bank - WBC 033077 164312	30/06/2021	0.15	-	-	-	
S 640 0002	Cash at Bank - Trading (Fund)	30/06/2021	3.22	-	-	-	

S - Segregated pension revenue

Notes to the Tax Reconciliation

Non-Trust Income - Assessable Amounts

For the year ended 30 June 2021

Account	Description	Date	Rent	Unfranked	Unfranked CFI	Franked	Imputation Credit	NALI	Interest	Other Taxable	Total
5 60 0076	Asset Income for Term Deposit - CBA	30/06/2021	-	-	-	-	-	-	4,372.90	-	4,372.90
5 60 0084	Asset Income for Term Deposit Commonwealth Bank of Australia	30/06/2021	-	-	-	-	-	-	9,886.44	-	9,886.44
5 605 0145	ANZ Banking Grp Ltd - Dividends	30/06/2021	-	-	-	335.00	143.57	-	-	-	478.57
5 605 0370	Bendigo And Adelaide - Dividends	30/06/2021	-	-	-	476.00	204.00	-	-	-	680.00
5 605 0380	Asset Income for The Broken Hill Proprietary Company Limited Ordinary Shares	30/06/2021	-	-	-	826.36	354.15	-	-	-	1,180.51
5 605 0660	Asset Income for Commonwealth Bank of Australia	30/06/2021	-	-	-	2,977.46	1,276.05	-	-	-	4,253.51
5 605 0995	Fortescue Metals Grp - Dividends	30/06/2021	-	-	-	514.50	220.50	-	-	-	735.00
5 605 1671	National Aust. Bank - Dividend	30/06/2021	-	-	-	330.00	141.43	-	-	-	471.43
5 605 2060	Asset Income for Rio Tinto Limited Ordinary Shares	30/06/2021	-	-	-	7,335.80	3,143.91	-	-	-	10,479.71
5 605 2346	Asset Income for Telstra Corporation Limited	30/06/2021	-	-	-	800.00	342.86	-	-	-	1,142.86
5 605 2553	Asset Income for Westpac Banking Corporation Ordinary Shares	30/06/2021	-	-	-	356.00	152.57	-	-	-	508.57
5 605 2583	Woodside Petroleum - Dividends	30/06/2021	-	-	-	38.24	16.39	-	-	-	54.63
5 605 2584	Asset Income for Woolworths Ordinary Shares	01/09/2020	-	-	-	973.44	417.19	-	-	-	1,390.63
5 605 2584	Asset Income for Woolworths Ordinary Shares	04/03/2021	-	-	-	1,089.15	466.78	-	-	-	1,555.93
5 605 2739	Wesfarmers PP	30/06/2021	-	-	-	297.40	127.46	-	-	-	424.86
5 61 0054	Asset Income for Land and Buildings Shop 5 92 Hawdon St	30/06/2021	14,000.00	-	-	-	-	-	-	-	14,000.00
5 61 0054	Asset Income for Land and Buildings Shop 5 92 Hawdon St	30/06/2021	2,000.00	-	-	-	-	-	-	-	2,000.00
5 690 0001	Cash at Bank - WBC 033077 18-312	30/06/2021	-	-	-	-	-	-	0.18	-	0.18
5 690 0002	Cash at Bank - Trading (Fund)	30/06/2021	-	-	-	-	-	-	3.22	-	3.22
5 690 0004	Cash at Bank - WBC 033077 285888	30/06/2021	-	-	-	-	-	-	2.63	-	2.63
TOTALS			16,000.00	-	-	16,349.35	7,006.86	-	14,265.37	-	53,621.58

568

Notes to the Tax Reconciliation

Exempt Pension Income / Deduction Apportionment

For the year ended 30 June 2021

EXEMPT CURRENT PENSION INCOME

The Exempt Current Pension Income is calculated using a Pension Exempt Factor of 1.000000000.

Gross Income which may be exempted:

Gross Income	53,621.00
LESS Gross Taxable Contributions	-
LESS Non-arm's length income	-
	<hr/>
	53,621.00

Exempt Current Pension Income

Gross Income which may be exempted	53,621.00
x Pension Exempt Factor	<hr/>
	1.0000000000
	<hr/>
	53,621.00

Notes to the Tax Reconciliation

Exempt Pension Income / Deduction Apportionment

For the year ended 30 June 2021

APPORTIONMENT FACTOR FOR GENERAL ADMINISTRATIVE EXPENSES

Fund Income:

Gross Income	53,621.00
PLUS Non-assessable Contributions	-
PLUS Rollins	-
	53,621.00

Reduced Fund Income:

Fund Income	53,621.00
LESS Exempt Current Pension Income	53,621.00
	-

Apportionment Factor:

Reduced Fund Income	0.00
Fund Income	53,621.00
	0.0000000000

APPORTIONMENT FACTOR FOR INVESTMENT EXPENSES

Assessable Investment Income:

Gross Income	53,621.00
LESS Gross Taxable Contributions	-
LESS Exempt Current Pension Income	53,621.00
	-

Total Investment Income:

Gross Income	53,621.00
LESS Gross Taxable Contributions	-
	53,621.00

Apportionment Factor:

Assessable Investment Income	0.00
Total Investment Income	53,621.00
	0.0000000000

766

Frace Superannuation Fund

Accrued Capital Gains

For the year ended 30 June 2021

	Date Acquired	Units	Market Value	Cost Base Used	Cost Base Adjustment	Gain Method	Adjusted Cost	Gain/Loss
Capital Gains Tax Assets								
205 0146 ANZ Banking Grp Ltd (ANZ)								
	25/03/2015	50.0000	1,407.50	1,867.45	-	N/A	1,367.45	-
	31/03/2015	50.0000	1,407.50	1,864.95	-	N/A	1,364.95	-
	26/08/2015	25.0000	703.75	729.95	-	N/A	729.95	-
	4/09/2015	20.0000	563.00	573.95	-	N/A	573.95	-
	1/10/2015	55.0000	1,548.25	1,533.65	-	N/A	1,533.65	-
	2/11/2015	50.0000	1,407.50	1,464.95	-	N/A	1,464.95	-
	4/11/2015	50.0000	1,407.50	1,444.95	-	N/A	1,444.95	-
	5/11/2015	50.0000	1,407.50	1,390.95	-	N/A	1,390.95	-
	6/11/2015	25.0000	703.75	704.95	-	N/A	704.95	-
	9/11/2015	25.0000	703.75	707.20	-	N/A	707.20	-
	21/01/2016	25.0000	703.75	637.95	-	N/A	637.95	-
	21/01/2016	25.0000	703.75	639.45	-	N/A	639.45	-
	2/04/2020	50.0000	1,407.50	833.45	-	N/A	833.45	-
	1/10/2020	100.0000	2,815.00	1,768.92	-	N/A	1,768.92	-
		600.0000	16,890.00	16,162.72	-		16,162.72	-
205 0170 Bendigo And Adelaide (BEN)								
	19/03/2015	50.0000	524.50	654.95	-	N/A	654.95	-
	20/03/2015	50.0000	524.50	667.45	-	N/A	667.45	-
	25/08/2015	50.0000	524.50	539.95	-	N/A	539.95	-
	1/10/2015	350.0000	3,671.50	3,550.95	-	N/A	3,550.95	-
	5/11/2015	100.0000	1,049.00	1,100.61	-	N/A	1,100.61	-
	9/11/2015	100.0000	1,049.00	1,094.95	-	N/A	1,094.95	-
	21/01/2016	50.0000	524.50	557.95	-	N/A	557.95	-
	4/10/2019	25.0000	262.25	304.95	-	N/A	304.95	-
	7/10/2019	25.0000	262.25	307.20	-	N/A	307.20	-
	8/10/2019	100.0000	1,049.00	1,142.95	-	N/A	1,142.95	-
	22/10/2019	100.0000	1,049.00	1,131.52	-	N/A	1,131.52	-
	9/12/2019	100.0000	1,049.00	1,009.95	-	N/A	1,009.95	-
	17/01/2020	100.0000	1,049.00	1,049.95	-	N/A	1,049.95	-
	6/03/2020	300.0000	3,147.00	2,447.95	-	N/A	2,447.95	-
	1/03/2020	200.0000	2,098.00	1,515.95	-	N/A	1,515.95	-
		1,700.0000	17,833.00	17,077.23	-		17,077.23	-

S = segregated pension asset

Fund D-FRA01

90-514: 63+95: 1.F6603: 00+8748-4871-00-00-0034-1.F.01.17.01.01

765

Frace Superannuation Fund

Accrued Capital Gains

For the year ended 30 June 2021

	Date Acquired	Units	Market Value	Cost Base Used	Cost Base Adjustment	Gain Method	Adjusted Cost	Gain/Loss
205 0380 The Broken Billiton Ltd (BHP)								
	1/07/2010	100,0000	4,857.00	3,643.07	-	N/A	3,643.07	-
	27/05/2011	100,0000	4,857.00	4,041.10	-	N/A	4,041.10	-
	10/08/2011	50,0000	2,428.50	1,804.55	-	N/A	1,804.55	-
	16/03/2012	50,0000	2,428.50	1,645.68	-	N/A	1,645.68	-
	19/03/2015	50,0000	2,428.50	1,377.15	-	N/A	1,377.15	-
	24/10/2019	35,0000	1,699.95	1,279.45	-	N/A	1,279.45	-
	16/03/2020	15,0000	728.55	407.95	-	N/A	407.95	-
	10/03/2021	50,0000	2,428.50	2,462.90	-	N/A	2,462.90	-
		450,0000	21,856.50	16,661.85	-		16,661.85	-
205 0560 Commonwealth Bank of Australia (CBA)								
	30/06/2003	27,0000	2,696.49	733.50	-	N/A	733.50	-
	2/04/2008	7,0000	699.09	282.29	-	N/A	282.29	-
	1/10/2008	21,0000	2,097.27	898.11	-	N/A	898.11	-
	11/12/2008	53,0000	5,293.11	1,736.23	-	N/A	1,736.23	-
	1/07/2010	50,0000	4,993.50	2,493.00	-	N/A	2,493.00	-
	1/10/2010	22,0000	2,197.14	1,127.10	-	N/A	1,127.10	-
	1/10/2010	26,0000	2,596.62	1,307.30	-	N/A	1,307.30	-
	1/04/2011	17,0000	1,697.79	904.20	-	N/A	904.20	-
	1/04/2011	19,0000	1,897.53	1,049.40	-	N/A	1,049.40	-
	6/10/2011	28,0000	2,796.36	1,319.76	-	N/A	1,319.76	-
	6/10/2011	33,0000	3,295.71	1,530.32	-	N/A	1,530.32	-
	16/03/2012	30,0000	2,996.10	1,495.75	-	N/A	1,495.75	-
	5/04/2012	21,0000	2,097.27	1,000.10	-	N/A	1,000.10	-
	5/04/2012	24,0000	2,396.88	1,160.39	-	N/A	1,160.39	-
	5/10/2012	32,0000	3,195.84	1,774.97	-	N/A	1,774.97	-
	5/10/2012	27,0000	2,696.49	1,479.47	-	N/A	1,479.47	-
	5/04/2013	22,0000	2,197.14	1,530.12	-	N/A	1,530.12	-
	5/04/2013	18,0000	1,797.66	1,275.92	-	N/A	1,275.92	-
	3/10/2013	23,0000	2,297.01	1,600.00	-	N/A	1,600.00	-
	3/04/2014	17,0000	1,697.79	1,281.00	-	N/A	1,281.00	-
	2/10/2014	19,0000	1,897.53	1,563.06	-	N/A	1,563.06	-
	2/04/2015	16,0000	1,597.92	1,457.28	-	N/A	1,457.28	-
	1/10/2015	23,0000	2,297.01	1,669.44	-	N/A	1,669.44	-

S = segregated pension asset

Fund: DFRF01

docId: 5193; DFRF01:KIA017A-4CT1-0000-9614-4401499503

50

Frace Superannuation Fund

Accrued Capital Gains

For the year ended 30 June 2021

Date Acquired	Units	Market Value	Cost Base Used	Cost Base Adjustment	Gain Method	Adjusted Cost	Gain/Loss
9/11/2015	25,000	655.50	788.70	25.01	N/A	763.69	-
18/01/2015	20,000	524.40	563.95	20.01	N/A	543.94	-
21/01/2016	20,000	524.40	563.95	20.01	N/A	543.94	-
4/10/2019	10,000	262.20	309.95	-	N/A	309.95	-
16/03/2020	75,000	1,966.50	1,312.90	-	N/A	1,312.90	-
	550,000	14,421.00	16,913.80	465.20		16,448.60	-
15/02/2012	5,000	633.20	323.07	-	N/A	323.07	-
16/03/2012	30,000	3,799.20	1,979.05	-	N/A	1,979.05	-
31/05/2012	20,000	2,532.80	1,163.55	-	N/A	1,163.55	-
26/03/2014	100,000	12,664.00	6,177.95	-	N/A	6,177.95	-
2/05/2014	100,000	12,664.00	6,164.95	-	N/A	6,164.95	-
7/05/2014	50,000	6,332.00	3,074.95	-	N/A	3,074.95	-
23/05/2014	10,000	1,266.40	630.45	-	N/A	630.45	-
23/05/2014	50,000	6,332.00	3,024.95	-	N/A	3,024.95	-
4/06/2014	50,000	6,332.00	2,994.95	-	N/A	2,994.95	-
2/10/2014	40,000	5,065.60	2,410.75	-	N/A	2,410.75	-
25/11/2014	50,000	6,332.00	2,869.20	-	N/A	2,869.20	-
17/12/2014	25,000	3,166.00	1,389.95	-	N/A	1,389.95	-
18/12/2014	20,000	2,532.80	1,071.95	-	N/A	1,071.95	-
25/08/2015	15,000	1,899.60	740.95	-	N/A	740.95	-
26/08/2015	15,000	1,899.60	760.45	-	N/A	760.45	-
4/10/2019	5,000	633.20	469.10	-	N/A	469.10	-
6/03/2020	25,000	3,166.00	2,207.45	-	N/A	2,207.45	-
16/03/2020	25,000	3,166.00	1,967.83	-	N/A	1,967.83	-
22/04/2020	150,000	18,996.00	12,806.06	-	N/A	12,806.08	-
28/04/2020	70,000	8,864.80	6,014.95	-	N/A	6,014.95	-
1/05/2020	70,000	8,864.80	5,860.95	-	N/A	5,860.95	-
7/05/2020	25,000	3,166.00	2,067.95	-	N/A	2,067.95	-
1/09/2020	15,000	1,899.60	1,481.95	-	N/A	1,481.95	-
30/09/2020	35,000	4,432.40	3,337.45	-	N/A	3,337.45	-
5/03/2021	75,000	9,498.00	8,935.65	-	N/A	8,935.65	-
10/03/2021	50,000	6,332.00	5,897.40	-	N/A	5,897.40	-
	1,125,000	142,470.00	85,823.88	-		85,823.88	-

205 2060 Ro Tinto Limited Ordinary Shares (PIO)

S = segregated pension asset

Fund: DFR01

date: 4/10/2021 10:10:10 AM

Frace Superannuation Fund

Accrued Capital Gains

For the year ended 30 June 2021

	Date Acquired	Units	Market Value	Cost Base Used	Cost Base Adjustment	Gain Method	Adjusted Cost	Gain/Loss
205 2346 Telstra Corporation Limited (TLS)								
	10/10/1997	3,000,000	11,280.00	10,864.00	-	N/A	11,168.19	-
	22/10/1999	500,000	2,256.00	4,440.00	-	N/A	4,440.00	-
	6/12/2005	273,000	1,026.48	1,083.81	-	N/A	1,083.81	-
	7/04/2015	1,127,000	4,237.52	7,130.05	-	N/A	7,130.05	-
		5,000,000	18,800.00	23,517.86	-		23,822.05	-
205 2533 Westairers Limited (WES)								
	18/09/2020	50,000	2,955.00	2,239.95	-	N/A	2,239.95	-
	30/09/2020	50,000	2,955.00	2,264.95	-	N/A	2,264.95	-
	17/11/2020	28,000	1,654.80	1,368.45	-	N/A	1,368.45	-
		128,000	7,564.80	5,873.35	-		5,873.35	-
205 2553 Westpac Banking Corporation Ordinary Shares (WBC)								
	25/03/2015	50,000	1,290.50	2,012.45	-	N/A	2,012.45	-
	31/03/2015	50,000	1,290.50	1,989.95	-	N/A	1,989.95	-
	9/07/2015	16,000	47,236	551.55	-	N/A	551.55	-
	4/09/2015	24,000	619.44	766.75	-	N/A	766.75	-
	1/10/2015	50,000	1,848.60	1,845.55	-	N/A	1,845.55	-
	3/11/2015	9,000	232.29	229.50	-	N/A	229.50	-
	4/11/2015	50,000	1,290.50	1,619.95	-	N/A	1,619.95	-
	5/11/2015	25,000	645.25	817.20	-	N/A	817.20	-
	6/11/2015	26,000	671.06	835.95	-	N/A	835.95	-
	21/01/2016	20,000	5,620	643.95	-	N/A	643.95	-
	3/10/2019	10,000	258.10	314.55	-	N/A	314.55	-
	8/10/2019	10,000	258.10	315.95	-	N/A	315.95	-
	16/03/2020	50,000	1,290.50	869.95	-	N/A	869.95	-
		400,000	10,324.00	12,813.25	-		12,813.25	-
205 2583 Woodside Petroleum (WPL)								
	24/09/2020	150,000	3,331.50	2,729.95	-	N/A	2,729.95	-
	30/09/2020	50,000	1,110.50	924.95	-	N/A	924.95	-
	17/11/2020	50,000	1,110.50	1,104.95	-	N/A	1,104.95	-
		250,000	5,552.50	4,759.85	-		4,759.85	-
205 2584 Woolworths Ordinary Shares (WOW)								
	15/06/1993	410,000	15,633.30	1,004.50	59.78	N/A	1,075.31	-
	30/11/1993	16,000	6,008	48.00	2.33	N/A	51.57	-

S = segregated pension asset

Frace Superannuation Fund

Accrued Capital Gains

For the year ended 30 June 2021

Date Acquired	Units	Market Value	Cost Base Used	Cost Base Adjustment	Gain Method	Adjusted Cost	Gain/Loss
30/11/1994	19,0000	724.47	49.49	2.77	N/A	51.37	-
28/04/1995	19,0000	724.47	52.06	2.77	N/A	52.52	-
17/11/1995	24,0000	9,512	59.68	3.50	N/A	69.04	-
26/04/1996	22,0000	838.86	52.65	3.21	N/A	51.32	-
12/11/1996	28,0000	1,067.64	73.36	4.05	N/A	71.11	-
15/10/1997	22,0000	838.86	86.85	3.21	N/A	86.07	-
24/04/1998	15,0000	571.95	78.96	2.19	N/A	78.27	-
9/10/1998	17,0000	648.21	90.18	2.45	N/A	88.87	-
30/04/1999	18,0000	685.34	81.52	2.62	N/A	79.63	-
5/10/1999	20,0000	762.60	103.70	2.92	N/A	100.78	-
28/04/2000	21,0000	800.73	105.70	3.06	N/A	102.64	-
5/10/2000	21,0000	800.73	140.14	3.06	N/A	137.08	-
4/04/2001	17,0000	648.21	131.88	2.48	N/A	129.40	-
5/10/2001	15,0000	571.95	167.40	2.19	N/A	165.21	-
30/04/2002	14,0000	533.82	169.65	2.04	N/A	167.61	-
8/10/2002	17,0000	648.21	206.10	2.48	N/A	203.62	-
30/04/2003	18,0000	685.34	209.16	2.62	N/A	206.54	-
3/10/2003	22,0000	838.86	247.80	3.21	N/A	244.59	-
30/04/2004	22,0000	838.86	252.42	3.21	N/A	249.21	-
8/10/2004	22,0000	838.86	293.76	3.21	N/A	290.55	-
28/04/2005	20,0000	762.60	360.36	2.92	N/A	357.44	-
6/10/2006	21,0000	800.73	405.17	3.06	N/A	402.11	-
7/04/2007	17,0000	648.21	464.80	2.48	N/A	462.32	-
5/10/2007	17,0000	648.21	524.55	2.48	N/A	522.07	-
24/04/2008	20,0000	762.60	599.28	2.92	N/A	596.36	-
3/10/2008	24,0000	9,1512	663.36	3.50	N/A	659.86	-
24/04/2009	27,0000	1,029.51	674.88	3.94	N/A	670.94	-
9/10/2009	8,0000	305.04	237.77	1.17	N/A	236.60	-
23/04/2010	28,0000	1,067.64	773.80	4.08	N/A	769.72	-
15/10/2010	31,0000	1,182.03	922.56	4.52	N/A	918.04	-
29/04/2011	33,0000	1,258.29	865.83	4.81	N/A	861.02	-
14/10/2011	40,0000	1,525.20	1,008.80	5.83	N/A	1,002.97	-
27/04/2012	37,0000	1,410.81	939.28	5.39	N/A	933.89	-
12/10/2012	38,0000	1,443.94	1,091.43	5.54	N/A	1,085.89	-

S = segregated pension asset

Fund DFR401

401014 : 6115 : 199501 : 111901740 : 4371 : 1916 : 40 : 1614 : 1 : 1104399500

100

Market Value Movements

From 01/07/2020 to 30/06/2021

Account Number	Account Description	Code	Opening Balance	Purchases	Sales	Adjustments	Closing Market Value	Realised Movement	Unrealised Movement
Domestic Shares									
2050146	ANZ Banking Grp Ltd	ANZ	9,320.00	1,765.92	-	-	16,890.00	-	5,801.00
2050376	Bendigo And Adelaide	BEN	11,917.00	-	-	-	17,833.00	-	5,916.00
2050380	The Broker Billiton Ltd	BHF	14,328.00	2,462.90	-	-	21,856.50	-	5,065.60
2050666	Commonwealth Bank of Australia	CBA	81,707.34	4,470.44	-	-	33,639.06	-	37,461.28
2050995	Fortescue Metals Grp	FMG	-	6,947.15	-	-	9,336.00	-	2,388.85
2051677	National Aust. Bank	NAB	10,021.00	-	-	-	14,421.00	-	4,400.00
2052060	Rio Tinto Limited Ordinary Shares	RIO	1,004,090.00	19,652.45	8,842.10	-	1,424,700.00	1,495.10	29,755.55
2052346	Talstra Corporation Limited	TLS	15,650.00	-	-	-	18,800.00	-	3,150.00
2052533	Westfarmers Limited	WES	-	5,873.35	-	-	7,564.80	-	1,691.45
2052553	Westpac Banking Corporation Ordinary	WBC	7,180.00	-	-	-	10,324.00	-	3,144.00
2052583	Woodside Petroleum	WPL	-	4,759.85	-	-	5,552.50	-	792.65
2052584	Woolworths Ordinary Shares	WOW	75,603.84	2,062.59	-	-	79,386.66	-	1,720.33
2052739	Westfarmers PPS	WES	4,483.00	297.40	-	-	5,264.60	-	1,484.20
			330,619.18	48,295.05	8,842.10	-	474,338.12	1,495.10	102,770.89
Property									
2110054	Land and Buildings Shop 6 92 Hawdon		430,000.00	-	-	-	450,000.00	-	20,000.00
			430,000.00	-	-	-	450,000.00	-	20,000.00
	TOTALS		760,619.18	48,295.05	8,842.10	-	924,338.12	1,495.10	122,770.89

Frace Superannuation Fund

Investment Summary

As at 30 June 2021

Investment	Code	Units	Average Unit Cost \$	Market Price \$	Adjusted Cost \$	Market Value \$	Gain / Loss \$	Gain / Loss %	Portfolio Weight %
Cash									
Cash at Bank	-	-	2,517.96	-	-	2,517.96	-	-	0.14
Cash at Bank - WBC 033077 184312	-	-	3,256.42	-	-	3,256.42	-	-	0.18
Cash at Bank - WBC 033077 286888	-	-	6,574.96	-	-	6,574.96	-	-	0.36
Term Deposit Commonwealth Bank of A	-	-	900,000.00	-	-	900,000.00	-	-	49.00
			912,349.34			912,349.34			49.67
Domestic Shares									
ANZ Banking Grp Ltd	ANZ	600,000	26,9374	28,1500	16,162.72	16,890.00	727.28	4.50	0.91
Bendigo And Adelaide	BEN	1,700,000	10,0454	10,4900	17,077.23	17,833.00	755.77	4.43	0.97
Commonwealth Bank of Australia	CBA	1,258,000	60,3125	99,8700	74,666.84	123,639.06	48,972.22	55.59	6.73
Fortescue Metals Grp	FMG	400,000	17,3674	23,3400	6,947.15	9,336.00	2,388.85	34.39	0.5
National Aust. Bank	NAB	550,000	29,9065	26,2200	16,448.60	14,421.00	(2,027.60)	(12.33)	0.79
Rio Tinto Limited Ordinary Shares	RIO	1,125,000	76,2874	126,6400	85,823.88	142,470.00	56,646.12	56.00	7.76
Telstra Corporation Limited	TLS	5,000,000	4,7644	3,7600	23,822.05	18,800.00	(5,022.05)	(21.08)	1.02
The Broker Billiton Ltd	BHP	450,000	37,0262	48,5700	16,661.85	21,856.50	5,194.65	31.18	1.19
Wesfarmers Limited	WES	128,000	45,8855	59,1000	5,873.35	7,564.80	1,691.45	28.80	0.41
Wesfarmers PPS	WES	106,000	36,3901	59,1000	3,857.35	6,264.60	2,407.25	62.41	0.34
Westpac Banking Corporation Ordinary S	WBC	400,000	32,0331	25,8100	12,813.25	10,324.00	(2,489.25)	(19.43)	0.56
Woodside Petroleum	WPL	250,000	19,0394	22,2100	4,759.85	5,552.50	792.65	16.65	0.30
Woolworths Ordinary Shares	WOW	2,082,000	9,4725	38,1300	40,541.83	79,386.66	38,844.83	95.81	4.32
			325,455.95		474,338.12	474,338.12	148,882.17	45.75	25.83
Property									
Land and Buildings Shop @ 92 Hawdon S	-	-	1.00	-	-	450,000.00	449,999.00	-0.00	24.50
			1.00			450,000.00	449,999.00	44,999,900.00	24.50
Total Investments			1,237,806.29		1,836,687.46	1,836,687.46	598,881.17	48.38	100.00

Gain / Loss \$ is equal to Market Value \$ less Adjusted Cost \$
 Gain / Loss % is equal to Gain Loss \$ divided by Adjusted Cost \$, expressed as a percentage.

F57



Income tax 551

Date generated	04/10/2022
Overdue	\$0.00
Not yet due	\$0.00
Balance	\$0.00

Transactions

3 results found - from 01 July 2020 to 04 October 2022 sorted by processed date ordered newest to oldest

Processed date	Effective date	Description	Debit (DR)	Credit (CR)	Balance
6 Aug 2021	6 Aug 2021	General interest charge			\$0.00
6 Aug 2021	5 Aug 2021	Payment received		\$299.62	\$0.00
5 Aug 2021	30 Sep 2021	Tax return Self Man Superfund - Income Tax for the period from 01 Jul 19 to 30 Jun 20	\$299.62		\$299.62 DR



Activity statement 001

Date generated	04/10/2022
Overdue	\$0.00
Not yet due	\$0.00
Balance	\$0.00

Transactions

0 results found - from **01 July 2020** to **04 October 2022** sorted by **processed date** ordered **newest to oldest**

20 August 2021

Mr Frank Viola
1 Evan Smith Close
MACLEOD VIC 3085

Dear Mr Viola,

Re: Opinion of Market & Rental Worth
Ppty: 92 Hawdon Street, Heidelberg

We refer to your recent request to provide an estimation of market and rental worth for the above property.

We note the building area to be approximately 40 sqm.

Based on our knowledge of the local market, together with limited sales and rental evidence, we are of the opinion that the property has a likely realisation and rental worth in the vicinity of:

Sale Worth: \$430,000.00 - \$470,000.00

Rental Worth: \$16,500.00 - \$20,000.00 per annum, plus GST and outgoings

This is an opinion of market and rental worth and is for the use only of the party to whom it is addressed and for no other purpose. This is not a Valuation. No responsibility is accepted to any third party who may rely on the whole or any part of the content of this opinion of worth.

Please do not hesitate to contact our office if we can be of any further assistance.

Yours faithfully,



PAUL EVANS
Director
Commercial

Financial Year Summary

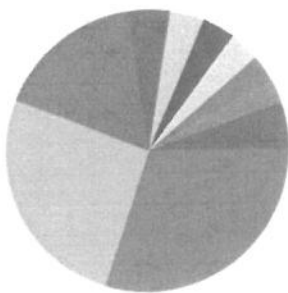
1 JULY 2020 - 30 JUNE 2021

CommSec

Portfolio Valuation	Account Number	Account Name	Value as at 30 June 2021
Shares	4365736	FRANK L VIOLA PTY LTD <FRACE SUPER FUND A/C>	\$474,338.12
TOTAL PORTFOLIO VALUE			\$474,338.12


Allocation as at 30 June 2021

Shares in your portfolio



RIO	(30.04%)
CBA	(26.07%)
WOW	(16.74%)
BHP	(4.61%)
TLS	(3.96%)
BEN	(3.75%)
ANZ	(3.58%)
NAB	(3.04%)
WES	(2.92%)
All Others	(5.32%)

Sectors in your portfolio



Consumer Staples	(19.65%)
Energy	(1.17%)
Financials	(38.60%)
Materials	(36.61%)
Teleco. Services	(3.96%)

Estimated Interest & Dividends 2020-2021 Financial Year

Est. Franked Dividends	\$16,349.35
Est. Unfranked Dividends	\$0.00
Est. Franking Credits	\$7,006.85
Est. Interest Received from Interest Rate Securities	\$0.00
TOTAL INCOME	\$16,349.35

Fees & Charges 2020-2021 Financial Year

Total Brokerage (inc. GST)	\$688.85
Total Subscriptions (inc. GST)	\$0.00
Other Fees (inc. GST)	\$0.00
TOTAL FEES & CHARGES	\$688.85

Portfolio Valuation

30 JUNE 2021

CommSec

SHARES - 4365736 - HIN 8295557

FRANK L VIOLA PTY LTD <FRACE SUPER FUND A/C>

Portfolio	Units	Unit Price	Portfolio Value	% of Portfolio
ANZ - ANZ BANKING GRP LTD FPO (ORDINARY FULLY PAID)	600	\$28.1500	\$16,890.00	3.56%
BEN - BENDIGO AND ADELAIDE FPO (ORDINARY FULLY PAID)	1,700	\$10.4900	\$17,833.00	3.76%
BHP - BHP GROUP LIMITED FPO (ORDINARY FULLY PAID)	450	\$48.5700	\$21,856.50	4.61%
CBA - COMMONWEALTH BANK. FPO (ORDINARY FULLY PAID)	1,238	\$99.8700	\$123,639.06	26.07%
FMG - FORTESCUE METALS GRP FPO (ORDINARY FULLY PAID)	400	\$23.3400	\$9,336.00	1.97%
NAB - NATIONAL AUST. BANK FPO (ORDINARY FULLY PAID)	550	\$26.2200	\$14,421.00	3.04%
RIO - RIO TINTO LIMITED FPO (ORDINARY FULLY PAID)	1,125	\$126.6400	\$142,470.00	30.04%
TLS - TELSTRA CORPORATION. FPO (ORDINARY FULLY PAID)	5,000	\$3.7600	\$18,800.00	3.96%
WBC - WESTPAC BANKING CORP FPO (ORDINARY FULLY PAID)	400	\$25.8100	\$10,324.00	2.18%
WES - WESFARMERS LIMITED FPO (ORDINARY FULLY PAID)	234	\$59.1000	\$13,829.40	2.92%
WOW - WOOLWORTHS GROUP LTD FPO (ORDINARY FULLY PAID)	2,082	\$38.1300	\$79,386.66	16.74%
WPL - WOODSIDE PETROLEUM FPO (ORDINARY FULLY PAID)	250	\$22.2100	\$5,552.50	1.17%
		Sub Total	\$474,338.12	100.00%

Transaction Summary

1 JULY 2020 - 30 JUNE 2021

CommSec

RIO - RIO TINTO LIMITED FPO (ORDINARY FULLY PAID)

Date	Type	Quantity	Unit Price	Trade Value	Brokerage+GST	GST	CNote	Total Value
30-Sep-2020	Buy	35	\$94.5000	\$3,307.50	\$29.95	\$2.72	106967495	\$3,337.45
01-Sep-2020	Buy	15	\$96.8000	\$1,452.00	\$29.95	\$2.72	105437420	\$1,481.95
17-Jul-2020	Sell	-25	\$103.6800	-\$2,592.00	\$29.95	\$2.72	103170985	-\$2,562.05
				Sub Total	\$239.60	\$21.76		\$10,810.35

WES - WESFARMERS LIMITED FPO (ORDINARY FULLY PAID)

Date	Type	Quantity	Unit Price	Trade Value	Brokerage+GST	GST	CNote	Total Value
17-Nov-2020	Buy	28	\$47.8000	\$1,338.40	\$29.95	\$2.72	109272796	\$1,368.35
30-Sep-2020	Buy	50	\$44.7000	\$2,235.00	\$29.95	\$2.72	106971211	\$2,264.95
18-Sep-2020	Buy	50	\$44.2000	\$2,210.00	\$29.95	\$2.72	106451711	\$2,239.95
				Sub Total	\$89.85	\$8.16		\$5,873.25

WPL - WOODSIDE PETROLEUM FPO (ORDINARY FULLY PAID)

Date	Type	Quantity	Unit Price	Trade Value	Brokerage+GST	GST	CNote	Total Value
17-Nov-2020	Buy	50	\$21.5000	\$1,075.00	\$29.95	\$2.72	109274844	\$1,104.95
30-Sep-2020	Buy	50	\$17.9000	\$895.00	\$29.95	\$2.72	106962737	\$924.95
24-Sep-2020	Buy	150	\$18.0000	\$2,700.00	\$29.95	\$2.72	106714582	\$2,729.95
				Sub Total	\$89.85	\$8.16		\$4,759.85

Transaction Summary

1 JULY 2020 - 30 JUNE 2021

CommSec

FRANK L VIOLA PTY LTD <FRACE SUPER FUND A/C>

Total Buys and Sells	2020 - 2021 Financial Year
Total Buys (inc. Brokerage + GST)	\$42,957.60
Total Sells (inc. Brokerage + GST)	\$8,842.10

SHARES - 4365736 - HIN 8295557

ANZ - ANZ BANKING GRP LTD FPO (ORDINARY FULLY PAID)

Date	Type	Quantity	Unit Price	Trade Value	Brokerage+GST	GST	CNote	Total Value
01-Oct-2020	Buy	50	\$17.3894	\$869.47	\$0.00	\$0.00	107036044	\$869.47
01-Oct-2020	Buy	50	\$17.3900	\$869.50	\$29.95	\$2.72	107034872	\$899.45
Sub Total					\$29.95	\$2.72		\$1,768.92

BHP - BHP GROUP LIMITED FPO (ORDINARY FULLY PAID)

Date	Type	Quantity	Unit Price	Trade Value	Brokerage+GST	GST	CNote	Total Value
10-Mar-2021	Buy	25	\$47.8500	\$1,196.25	\$29.95	\$2.72	115434507	\$1,226.20
05-Mar-2021	Buy	25	\$48.2700	\$1,206.75	\$29.95	\$2.72	115245847	\$1,236.70
Sub Total					\$59.90	\$5.44		\$2,462.90

CBA - COMMONWEALTH BANK. FPO (ORDINARY FULLY PAID)

Date	Type	Quantity	Unit Price	Trade Value	Brokerage+GST	GST	CNote	Total Value
30-Sep-2020	Buy	23	\$63.6100	\$1,463.03	\$29.95	\$2.72	106987797	\$1,492.98
Sub Total					\$29.95	\$2.72		\$1,492.98

FMG - FORTESCUE METALS GRP FPO (ORDINARY FULLY PAID)

Date	Type	Quantity	Unit Price	Trade Value	Brokerage+GST	GST	CNote	Total Value
16-Mar-2021	Buy	50	\$20.4500	\$1,022.50	\$29.95	\$2.72	115664823	\$1,052.45
17-Nov-2020	Buy	100	\$16.9000	\$1,690.00	\$29.95	\$2.72	109278322	\$1,719.95
01-Oct-2020	Buy	100	\$16.8000	\$1,680.00	\$29.95	\$2.72	107037284	\$1,709.95
30-Sep-2020	Buy	50	\$16.3000	\$815.00	\$29.95	\$2.72	106987502	\$844.95
24-Sep-2020	Buy	100	\$15.9000	\$1,590.00	\$29.95	\$2.72	106716602	\$1,619.95
Sub Total					\$149.75	\$13.60		\$6,947.25

RIO - RIO TINTO LIMITED FPO (ORDINARY FULLY PAID)

Date	Type	Quantity	Unit Price	Trade Value	Brokerage+GST	GST	CNote	Total Value
10-Mar-2021	Buy	25	\$117.0000	\$2,925.00	\$29.95	\$2.72	115416488	\$2,954.95
10-Mar-2021	Buy	25	\$116.5000	\$2,912.50	\$29.95	\$2.72	115440650	\$2,942.45
05-Mar-2021	Buy	50	\$118.7500	\$5,937.50	\$29.95	\$2.72	115180764	\$5,967.45
05-Mar-2021	Buy	25	\$117.5300	\$2,938.25	\$29.95	\$2.72	115246202	\$2,968.20
17-Feb-2021	Sell	-50	\$126.2000	-\$6,310.00	\$29.95	\$2.72	114080920	-\$6,280.05

T50

Interest & Estimated Dividend Summary

CommSec

1 JULY 2020 - 30 JUNE 2021

SHARES - 4365736 - HIN 8295557

FRANK L VIOLA PTY LTD <FRACE SUPER FUND A/C>

ESTIMATED DIVIDEND SUMMARY

ANZ - ANZ BANKING GRP LTD FPO (ORDINARY FULLY PAID)

Ex-div date	Payment Date	Type	Dividend per share	Units	Est. Unfranked Amount	Est. Franked Amount	Est. Total Dividend	Est. Franking Credit
09-Nov-2020	16-Dec-2020	Final	\$0.3500	600	\$0.00	\$210.00	\$210.00	\$90.00
24-Aug-2020	30-Sep-2020	Interim	\$0.2500	500	\$0.00	\$125.00	\$125.00	\$53.57
Sub Total					\$0.00	\$335.00	\$335.00	\$143.57

BEN - BENDIGO AND ADELAIDE FPO (ORDINARY FULLY PAID)

Ex-div date	Payment Date	Type	Dividend per share	Units	Est. Unfranked Amount	Est. Franked Amount	Est. Total Dividend	Est. Franking Credit
18-Feb-2021	31-Mar-2021	Interim	\$0.2800	1,700	\$0.00	\$476.00	\$476.00	\$204.00
Sub Total					\$0.00	\$476.00	\$476.00	\$204.00

BHP - BHP GROUP LIMITED FPO (ORDINARY FULLY PAID)

Ex-div date	Payment Date	Type	Dividend per share	Units	Est. Unfranked Amount	Est. Franked Amount	Est. Total Dividend	Est. Franking Credit
04-Mar-2021	23-Mar-2021	Interim	\$1.3113	400	\$0.00	\$524.54	\$524.54	\$224.80
03-Sep-2020	22-Sep-2020	Final	\$0.7546	400	\$0.00	\$301.82	\$301.82	\$129.35
Sub Total					\$0.00	\$826.36	\$826.36	\$354.15

CBA - COMMONWEALTH BANK. FPO (ORDINARY FULLY PAID)

Ex-div date	Payment Date	Type	Dividend per share	Units	Est. Unfranked Amount	Est. Franked Amount	Est. Total Dividend	Est. Franking Credit
16-Feb-2021	30-Mar-2021	Interim	\$1.5000	1,216	\$0.00	\$1,824.00	\$1,824.00	\$781.71
19-Aug-2020	30-Sep-2020	Final	\$0.9800	1,177	\$0.00	\$1,153.46	\$1,153.46	\$494.34
Sub Total					\$0.00	\$2,977.46	\$2,977.46	\$1,276.05

FMG - FORTESCUE METALS GRP FPO (ORDINARY FULLY PAID)

Ex-div date	Payment Date	Type	Dividend per share	Units	Est. Unfranked Amount	Est. Franked Amount	Est. Total Dividend	Est. Franking Credit
01-Mar-2021	24-Mar-2021	Interim	\$1.4700	350	\$0.00	\$514.50	\$514.50	\$220.50
Sub Total					\$0.00	\$514.50	\$514.50	\$220.50

NAB - NATIONAL AUST. BANK FPO (ORDINARY FULLY PAID)

Ex-div date	Payment Date	Type	Dividend per share	Units	Est. Unfranked Amount	Est. Franked Amount	Est. Total Dividend	Est. Franking Credit
12-Nov-2020	10-Dec-2020	Final	\$0.3000	550	\$0.00	\$165.00	\$165.00	\$70.71
01-May-2020	03-Jul-2020	Interim	\$0.3000	550	\$0.00	\$165.00	\$165.00	\$70.71
Sub Total					\$0.00	\$330.00	\$330.00	\$141.42

Interest & Estimated Dividend Summary

CommSec

1 JULY 2020 - 30 JUNE 2021

RIO - RIO TINTO LIMITED FPO (ORDINARY FULLY PAID)

Ex-div date	Payment Date	Type	Dividend per share	Units	Est. Unfranked Amount	Est. Franked Amount	Est. Total Dividend	Est. Franking Credit
04-Mar-2021	15-Apr-2021	Final	\$5.1711	1,000	\$0.00	\$5,171.10	\$5,171.10	\$2,216.19
06-Aug-2020	17-Sep-2020	Interim	\$2.1647	1,000	\$0.00	\$2,164.70	\$2,164.70	\$927.73
Sub Total					\$0.00	\$7,335.80	\$7,335.80	\$3,143.92

TLS - TELSTRA CORPORATION. FPO (ORDINARY FULLY PAID)

Ex-div date	Payment Date	Type	Dividend per share	Units	Est. Unfranked Amount	Est. Franked Amount	Est. Total Dividend	Est. Franking Credit
24-Feb-2021	26-Mar-2021	Interim	\$0.0800	5,000	\$0.00	\$400.00	\$400.00	\$171.43
26-Aug-2020	24-Sep-2020	Final	\$0.0800	5,000	\$0.00	\$400.00	\$400.00	\$171.43
Sub Total					\$0.00	\$800.00	\$800.00	\$342.86

WBC - WESTPAC BANKING CORP FPO (ORDINARY FULLY PAID)

Ex-div date	Payment Date	Type	Dividend per share	Units	Est. Unfranked Amount	Est. Franked Amount	Est. Total Dividend	Est. Franking Credit
13-May-2021	25-Jun-2021	Interim	\$0.5800	400	\$0.00	\$232.00	\$232.00	\$99.43
11-Nov-2020	18-Dec-2020	Final	\$0.3100	400	\$0.00	\$124.00	\$124.00	\$53.14
Sub Total					\$0.00	\$356.00	\$356.00	\$152.57

WES - WESFARMERS LIMITED FPO (ORDINARY FULLY PAID)

Ex-div date	Payment Date	Type	Dividend per share	Units	Est. Unfranked Amount	Est. Franked Amount	Est. Total Dividend	Est. Franking Credit
23-Feb-2021	31-Mar-2021	Interim	\$0.8800	230	\$0.00	\$202.40	\$202.40	\$86.74
25-Aug-2020	01-Oct-2020	Final	\$0.9500	100	\$0.00	\$95.00	\$95.00	\$40.71
Sub Total					\$0.00	\$297.40	\$297.40	\$127.45

WOW - WOOLWORTHS GROUP LTD FPO (ORDINARY FULLY PAID)

Ex-div date	Payment Date	Type	Dividend per share	Units	Est. Unfranked Amount	Est. Franked Amount	Est. Total Dividend	Est. Franking Credit
04-Mar-2021	14-Apr-2021	Interim	\$0.5300	2,055	\$0.00	\$1,089.15	\$1,089.15	\$466.78
01-Sep-2020	06-Oct-2020	Final	\$0.4800	2,028	\$0.00	\$973.44	\$973.44	\$417.19
Sub Total					\$0.00	\$2,062.59	\$2,062.59	\$883.97

WPL - WOODSIDE PETROLEUM FPO (ORDINARY FULLY PAID)

Ex-div date	Payment Date	Type	Dividend per share	Units	Est. Unfranked Amount	Est. Franked Amount	Est. Total Dividend	Est. Franking Credit
25-Feb-2021	24-Mar-2021	Final	\$0.1530	250	\$0.00	\$38.24	\$38.24	\$16.39
Sub Total					\$0.00	\$38.24	\$38.24	\$16.39
TOTAL					\$0.00	\$16,349.35	\$16,349.35	\$7,006.85

ESTIMATED INTEREST RECEIVED

There are no transactions on this account.

TOTAL

\$0.00

T48



025

FRACE SUPER FUND
1 EVAN SMITH CL
MACLEOD VIC 3085

Date printed	30 June 2021
Term Deposit number	06 3184 50199125
Investment balance	\$900,000.00
Investment term	12 months
At an interest rate of	0.95% p.a.
Invested on	6 October 2020
To mature on	6 October 2021
Interest option	Compound Annually

Interest earned on your Term Deposit

Your Term Deposit has earned interest for the financial year ending 30 June 2021. Please keep a record of this information for taxation purposes.

Account name	FRANK L VIOLA PTY LTD AS TRUSTEES FOR FR ACE SUPER FUND
Investment balance at start of the reporting period 1 July 2020	\$900,000.00
Total interest paid for the financial year ending 30 June 2021	\$9,886.44

Things you should know

If you had a Term Deposit that was closed during the last financial year, please refer to the information provided in your Closed Account Notice for completing your tax return.

We're here to help

If you want to view our latest Terms and Conditions or have any questions, you can visit commbank.com.au, drop into your nearest branch, contact your Relationship Manager or Adviser, or call 13 2221.

**We are required to provide an account statement for this Term Deposit.
The account statement covering the previous financial year is on the following page.**



025

FRACE SUPER FUND
 1 EVAN SMITH CL
 MACLEOD VIC 3085

Date printed 31 December 2020
 Term Deposit number 06 3184 50199125
 Investment balance \$900,000.00
 Investment term 12 months
 At an interest rate of 0.95% p.a.
 Invested on 6 October 2020
 To mature on 6 October 2021
 Interest option Compound Annually

Account statement for your Term Deposit

For your records this is your account statement for the period from 1 July to 31 December 2020.

Things you should know

This Transaction Notice provides Term Deposit transactions for the first six months of the financial year from 1 July 2020 to 31 December 2020.

For taxation purposes the End of Financial Year Notice displays all Term Deposit transactions for the full financial year from 1 July 2020 to 30 June 2021.

We're here to help

If you want to view our latest Terms and Conditions or have any questions, you can visit commbank.com.au, drop into your nearest branch, contact your Relationship Manager or Adviser, or call **13 2221**.

Important information for Term Deposits opened after 1 July


The opening balance of this Term Deposit will display as 'Nil' on this account statement. The opening deposit will be listed as a separate transaction on the date that the Term Deposit was opened or the value date specified for the Term Deposit.

Account name FRANK L VIOLA PTY LTD AS TRUSTEES FOR FR ACE SUPER FUND

Date	Transaction	Debit	Credit	Balance
01 Jul	OPENING BALANCE			\$900,000.00
06 Oct	Credit Interest		\$9,886.44	\$909,886.44 CR
06 Oct	TFN Withholding Tax	\$4,646.00		\$905,240.44 CR
06 Oct	TFN Withholding Tax Refund		\$4,646.00	\$909,886.44 CR
06 Oct	Transfer Out Branch HEIDELBERG	\$9,886.44		\$900,000.00 CR
31 Dec	CLOSING BALANCE			\$900,000.00

*# 6.6.1.1 ZZ175 1102 MU.YT.S152.D366.L V05.01.27

Flu



Account statement for the financial year ending 30 June 2021

Important information for Term Deposits opened after 1 July in the last financial year

The opening balance of this Term Deposit will display as 'NIL' on this account statement.
The opening deposit will be listed as a separate transaction on the date that the Term Deposit was opened or the value date specified for the Term Deposit.

Date	Transaction	Debit	Credit	Balance
01 Jul	OPENING BALANCE			\$900,000.00
06 Oct	Credit Interest		\$9,886.44	\$909,886.44 CR
06 Oct	TFN Withholding Tax	\$4,646.00		\$905,240.44 CR
06 Oct	TFN Withholding Tax Refund		\$4,646.00	\$909,886.44 CR
06 Oct	Transfer Out Branch HEIDELBERG	\$9,886.44		\$900,000.00 CR
30 Jun	CLOSING BALANCE			\$900,000.00



Your account confirmation as at 06 February 2020

Thank you for banking with us. Here is a quick summary of some of the important features of your Account.

If you have any questions or need more information please go to netbank.com.au, call **13 2221**, 24 hours a day, 7 days a week or visit any branch.

Account details

Account type	Term Deposit
Account number	318450199125
Account holder(s)	FRANK L VIOLA PTY LTD AS TRUSTEES FOR FRACE SUPER FUND
Investment term	8 Months
Amount invested at start of term	\$900,000.00
Current balance	\$0.00
Start date	06/02/2020
Maturity date	06/10/2020
TFN/ABN/Exemption quoted	No

You are not required to provide your Tax File Number (TFN) or Australian Business Number (ABN). However, if you do not provide a TFN, ABN or TFN exemption, the Bank is required by law to deduct tax from any interest you earn, above a certain threshold.

Early withdrawal 31 days' notice is required to withdraw before maturity. A prepayment interest adjustment and administration fee will apply.

Maturity instructions Place in Holding Facility

At maturity we will place your funds in the holding facility of your account, where you can choose to reinvest or withdraw your funds anytime once you decide what to do. Holding facility interest is paid every 7 days at the applicable interest rate, and may be lower than for a fixed term. Please refer to the Term Deposit General Information and Terms and Conditions for more information.

If you wish to update your maturity instructions, please visit any of our branches, contact your Relationship Manager, call **13 2221** or provide your instructions on netbank.com.au before the maturity date.

Features You can use NetBank to manage your Term Deposit online, including keeping track of your maturity date and interest payments. Contact us to get started using NetBank today.

Credit interest

Interest rate	1.65% p.a.
When is interest paid?	You have chosen to receive your interest every 12 months and/or at maturity. For terms of 12 months or less, interest is paid at maturity.
Nominated account for interest payments	Added to your Term Deposit balance.

Customer agreement



025

FRANK VIOLA
1 EVAN SMITH CL
MACLEOD VIC 3085

Date printed	30 June 2021
Term Deposit number	06 3184 50198237
Investment balance	\$350,000.00
Investment term	12 months
At an interest rate of	0.40% p.a.
Invested on	15 May 2021
To mature on	15 May 2022
Interest option	Compound Annually

Interest earned on your Term Deposit

Your Term Deposit has earned interest for the financial year ending 30 June 2021. Please keep a record of this information for taxation purposes.

Account name	FRANK L VIOLA PTY LTD AS TRUSTEES FOR FR ACE SUPER FUND
Investment balance at start of the reporting period 1 July 2020	\$454,149.86
Total interest paid for the financial year ending 30 June 2021	\$7,704.41

Things you should know

If you had a Term Deposit that was closed during the last financial year, please refer to the information provided in your Closed Account Notice for completing your tax return.


We're here to help

If you want to view our latest Terms and Conditions or have any questions, you can visit commbank.com.au, drop into your nearest branch, contact your Relationship Manager or Adviser, or call 13 2221.

We are required to provide an account statement for this Term Deposit. The account statement covering the previous financial year is on the following page.

*# 41881.44588.1.1 ZZ175 1102 MU.YT.S151.D181.L V05.01.27

T43



Account statement for the financial year ending 30 June 2021

Important information for Term Deposits opened after 1 July in the last financial year
 The opening balance of this Term Deposit will display as 'NIL' on this account statement.
 The opening deposit will be listed as a separate transaction on the date that the Term Deposit was opened or the value date specified for the Term Deposit.

Date	Transaction	Debit	Credit	Balance
01 Jul	OPENING BALANCE			\$454,149.86
01 Jul	CREDIT INTEREST EARNED on this account to June 30, 2020 is \$4,149.86			
15 Jul	Credit Interest		\$4,372.90	\$458,522.76 CR
21 Jul	Transfer Out Branch HEIDELBERG Value Date: 15/07/2020	\$58,522.76		\$400,000.00 CR
15 May	Credit Interest		\$3,331.51	\$403,331.51 CR
19 May	Transfer Out Branch HEIDELBERG Value Date: 15/05/2021	\$53,331.51		\$350,000.00 CR
30 Jun	CLOSING BALANCE			\$350,000.00



025

FRANK VIOLA
 1 EVAN SMITH CL
 MACLEOD VIC 3085

Date printed 31 December 2020
 Term Deposit number 06 3184 50198237
 Investment balance \$400,000.00
 Investment term 10 months
 At an interest rate of 1.00% p.a.
 Invested on 15 July 2020
 To mature on 15 May 2021
 Interest option Compound Annually

Account statement for your Term Deposit

For your records this is your account statement for the period from 1 July to 31 December 2020.

Things you should know

This Transaction Notice provides Term Deposit transactions for the first six months of the financial year from 1 July 2020 to 31 December 2020.

For taxation purposes the End of Financial Year Notice displays all Term Deposit transactions for the full financial year from 1 July 2020 to 30 June 2021.

We're here to help

If you want to view our latest Terms and Conditions or have any questions, you can visit commbank.com.au, drop into your nearest branch, contact your Relationship Manager or Adviser, or call **13 2221**.

Important information for Term Deposits opened after 1 July

The opening balance of this Term Deposit will display as 'Nil' on this account statement. The opening deposit will be listed as a separate transaction on the date that the Term Deposit was opened or the value date specified for the Term Deposit.

Account name FRANK L VIOLA PTY LTD AS TRUSTEES FOR FR ACE SUPER FUND

Date	Transaction	Debit	Credit	Balance
01 Jul	OPENING BALANCE			\$454,149.86
01 Jul	CREDIT INTEREST EARNED on this account to June 30, 2020 is \$4,149.86			
15 Jul	Credit Interest		\$4,372.90	\$458,522.76 CR
21 Jul	Transfer Out Branch HEIDELBERG Value Date: 15/07/2020	\$58,522.76		\$400,000.00 CR
31 Dec	CLOSING BALANCE			\$400,000.00

** 3.3.1.1 ZZ175 1102 MU.YT.S152.D366.LV05.01.27

541



025

FRANK VIOLA
1 EVAN SMITH CL
MACLEOD VIC 3085

Date printed	22 July 2020
Term Deposit number	06 3184 50198237
Investment balance	\$400,000.00
Investment term	10 months
At an interest rate of	1.00% p.a.
Reinvested on	15 July 2020
To mature on	15 May 2021
Interest option	Compound Annually

Your Term Deposit has been reinvested with changes

In line with the changes you requested during your grace period, your Term Deposit was reinvested on 15 July 2020 for 10 months with an interest rate of 1.00%p.a.

Account name	FRANK L VIOLA PTY LTD AS TRUSTEES FOR FR ACE SUPER FUND
Interest payment instructions	Interest will be added to your Term Deposit every 12 months or at maturity.
Interest paid this financial year	\$4,372.90

What you need to know

You'll need to give us 31 days' notice if you want to take money out of your Term Deposit before it matures. A prepayment interest adjustment and administration fee will also apply for not fulfilling the term.

Please check all the details in this letter and let us know if any information is incorrect, as these are the details we now have on record. This supersedes any previously dated notice.

We're here to help

Visit commbank.com.au to view our latest Terms and Conditions, applicable to your renewed account as at the date of renewal.

For any questions, you can drop into your nearest branch, contact your Relationship Manager or Adviser, or call **13 2221**.

*# 753.753.1.1 ZZ175 1102 CH.TD.S101.D203.L.V05.01.27

- \$ 400k went into this T.D

- the remaining \$58,522-76
went to CBA chq account

TLO

ANZ BUSINESS ESSENTIALS STATEMENT

Account Number 2177-91632

Transaction Details

Please retain this statement for taxation purposes

Date	Transaction Details	Withdrawals (\$)	Deposits (\$)	Balance (\$)
2021				
21 JUN	OPENING BALANCE			5,599.66
24 JUN	ANZ INTERNET BANKING FUNDS TFER TRANSFER 532798 TO 4564680010179561	2,581.90		3,017.76
28 JUN	ANZ INTERNET BANKING FUNDS TFER TRANSFER 621433 TO 4564621031620514	500.00		2,517.76
30 JUN	CREDIT INTEREST PAID		0.20	2,517.96
06 JUL	TRANSFER FROM CBA TRANSF FROMCBA4497		5,000.00	7,517.96
08 JUL	ANZ INTERNET BANKING FUNDS TFER TRANSFER 313497 TO 4564621031620514	69.06		7,448.90
14 JUL	ANZ INTERNET BANKING FUNDS TFER TRANSFER 504191 TO 4564621031620514	500.00		6,948.90
21 JUL	ANZ INTERNET BANKING FUNDS TFER TRANSFER 986792 TO 4564621031620514	500.00		6,448.90
TOTALS AT END OF PAGE		\$4,150.96	\$5,000.20	
TOTALS AT END OF PERIOD		\$4,150.96	\$5,000.20	\$6,448.90

This Statement Includes

Interest earned on deposits	\$0.20
-----------------------------	--------

Yearly Summary

Previous Year to 30/06/2021 (\$)

Interest earned on deposits	3.22
Fees Charged	
ANZ bank account fee	4.80
Total	\$4.80

Fee Summary

Fees Charged for period: 01 JUN 2021 to 30 JUN 2021

Summary of ANZ Transaction Fees	Transactions		Fee Per Transaction (\$)	Total Charge (\$)
	Total	Free Additional		
Transaction Fees				
INTERNET/ONLINE WDL	3.00	3.00	0.60	0.00
Total Transaction Fees Charged				\$0.00

Please note: Overseas transaction fees, overseas ATM fees and non ANZ ATM operator fees not included



ANZ BUSINESS ESSENTIALS STATEMENT

STATEMENT NUMBER 78

21 JUNE 2021 TO 21 JULY 2021

THE TRUSTEE
FRACE SUPERANNUATION FUND
1 EVAN SMITH CL
MACLEOD VIC 3085

WELCOME TO YOUR ANZ ACCOUNT AT A GLANCE

Account Details

FRANK L VIOLA P/L ATF FRACE
SUPERANNUATION FUND

Branch Number (BSB)

013-313

Account Number

2177-91632

Account Descriptor

PREMIUM SAVER

Opening Balance:

\$ **5,599.66**

Total Deposits:

\$ **5,000.20**

Total Withdrawals:

\$ **4,150.96**

Closing Balance:

\$ **6,448.90**

NEED TO GET IN TOUCH?



ANZ Internet Banking
anz.com

OR



Enquiries: 13 13 14
Lost/Stolen Cards: 1800 033 844

ANZ BUSINESS ESSENTIALS STATEMENT

Account Number 2177-91632

Transaction Details

Please retain this statement for taxation purposes

Date	Transaction Details	Withdrawals (\$)	Deposits (\$)	Balance (\$)
2021				
21 MAY	OPENING BALANCE			7,576.09
24 MAY	ANZ INTERNET BANKING FUNDS TFER TRANSFER 574825 TO 4564680010179561	976.75		6,599.34
31 MAY	CREDIT INTEREST PAID		0.32	6,599.66
17 JUN	ANZ INTERNET BANKING FUNDS TFER TRANSFER 313515 TO 4564621031620514	1,000.00		5,599.66
TOTALS AT END OF PAGE		\$1,976.75	\$0.32	
TOTALS AT END OF PERIOD		\$1,976.75	\$0.32	\$5,599.66

This Statement Includes

Interest earned on deposits	\$0.32
-----------------------------	--------

Fee Summary

Fees Charged for period: 01 MAY 2021 to 31 MAY 2021

Summary of ANZ Transaction Fees

Transaction Fees	Transactions		Fee Per Transaction (\$)	Total Charge (\$)
	Total	Free Additional		
INTERNET/ONLINE WDL	1.00	1.00	0.60	0.00
Total Transaction Fees Charged				\$0.00

Please note: Overseas transaction fees, overseas ATM fees and non ANZ ATM operator fees not included

Please note: Your fee cycle may not always reconcile with your statement cycle. This statement date ends on 21/06/21 and the monthly fee cycle, as appears above, ended on 31/05/21.

Summary of Relationship Benefit for this account

Your Relationship Benefit	0.60
This is made up of:	
Value of Free Transactions	0.60



ANZ BUSINESS ESSENTIALS STATEMENT

STATEMENT NUMBER 77

21 MAY 2021 TO 21 JUNE 2021

025/2547



THE TRUSTEE
FRACE SUPERANNUATION FUND
1 EVAN SMITH CL
MACLEOD VIC 3085

WELCOME TO YOUR ANZ ACCOUNT AT A GLANCE

Account Details

FRANK L VIOLA P/L ATF FRACE
SUPERANNUATION FUND

Branch Number (BSB)

013-313

Account Number

2177-91632

Account Descriptor

PREMIUM SAVER

Opening Balance:

\$ **7,576.09**

Total Deposits:

\$ **0.32**

Total Withdrawals:

\$ **1,976.75**

Closing Balance:

\$ **5,599.66**

NEED TO GET IN TOUCH?



ANZ Internet Banking
anz.com

OR



Enquiries: 13 13 14
Lost/Stolen Cards: 1800 033 844



BUSINESS PREMIUM SAVER STATEMENT

Account Number 2177-91632

Transaction Details

Please retain this statement for taxation purposes

Date	Transaction Details	Withdrawals (\$)	Deposits (\$)	Balance (\$)
2021				
21 APR	OPENING BALANCE			9,676.89
23 APR	ANZ INTERNET BANKING FUNDS TFER TRANSFER 126802 TO 4564680010179561	2,501.10		7,175.79
28 APR	TRANSFER FROM CBA TRANSFER FROM CBA		4,900.00	12,075.79
28 APR	ANZ INTERNET BANKING FUNDS TFER TRANSFER 614702 TO 4564621031620514	2,000.00		10,075.79
28 APR	ANZ INTERNET BANKING FUNDS TFER TRANSFER 615110 TO 4564621031620514	2,500.00		7,575.79
30 APR	CREDIT INTEREST PAID		0.30	7,576.09
TOTALS AT END OF PAGE		\$7,001.10	\$4,900.30	
TOTALS AT END OF PERIOD		\$7,001.10	\$4,900.30	\$7,576.09

This Statement Includes

Interest earned on deposits	\$0.30
-----------------------------	--------

Fee Summary

Fees Charged for period: 01 APR 2021 to 30 APR 2021

Summary of ANZ Transaction Fees	Transactions		Fee Per Transaction (\$)	Total Charge (\$)
	Total	Free Additional		
Transaction Fees				
INTERNET/ONLINE WDL	3.00	3.00	0.60	0.00
EFTPOS/PHONE BANKING WDL	2.00	2.00	0.60	0.00
Total Transaction Fees Charged				\$0.00

Please note: Overseas transaction fees, overseas ATM fees and non ANZ ATM operator fees not included

Please note: Your fee cycle may not always reconcile with your statement cycle. This statement date ends on 21/05/21 and the monthly fee cycle, as appears above, ended on 30/04/21.

Summary of Relationship Benefit for this account	Amount (\$)
Your Relationship Benefit	3.00
This is made up of:	
Value of Free Transactions	3.00



BUSINESS PREMIUM SAVER STATEMENT

STATEMENT NUMBER 76

21 APRIL 2021 TO 21 MAY 2021

025/2569



THE TRUSTEE
FRACE SUPERANNUATION FUND
1 EVAN SMITH CL
MACLEOD VIC 3085

WELCOME TO YOUR ANZ ACCOUNT AT A GLANCE

Account Details

FRANK L VIOLA P/L ATF FRACE
SUPERANNUATION FUND

Branch Number (BSB)

013-313

Account Number

2177-91632

Account Descriptor

PREMIUM SAVER

Opening Balance:

\$ **9,676.89**

Total Deposits:

\$ **4,900.30**

Total Withdrawals:

\$ **7,001.10**

Closing Balance:

\$ **7,576.09**

14RSP903A103900_MU21_006



217791632_03359 E-2569 S-4796 I-9591

NEED TO GET IN TOUCH?



ANZ Internet Banking
anz.com

OR



Enquiries: 13 13 14
Lost/Stolen Cards: 1800 033 844

F34

BUSINESS PREMIUM SAVER STATEMENT

Account Number 2177-91632

Transaction Details

Please retain this statement for taxation purposes

Date	Transaction Details	Withdrawals (\$)	Deposits (\$)	Balance (\$)
2021				
19 MAR	OPENING BALANCE			2,676.81
23 MAR	TRANSFER FROM CBA TRANSFER FROM CBA		5,000.00	7,676.81
23 MAR	ANZ INTERNET BANKING FUNDS TFER TRANSFER 224379 TO 4564621031620514	1,000.00		6,676.81
31 MAR	CREDIT INTEREST PAID		0.08	6,676.89
16 APR	TRANSFER FROM CBA TRANSFER FROM CBA		3,000.00	9,676.89
TOTALS AT END OF PAGE		\$1,000.00	\$8,000.08	
TOTALS AT END OF PERIOD		\$1,000.00	\$8,000.08	\$9,676.89

This Statement Includes

Interest earned on deposits	\$0.08
-----------------------------	--------

Fee Summary

Fees Charged for period: 27 FEB 2021 to 31 MAR 2021

Summary of ANZ Transaction Fees

Transaction Fees	Transactions		Fee Per Transaction (\$)	Total Charge (\$)
	Total	Free Additional		
INTERNET/ONLINE WDL	1.00	1.00	0.60	0.00
EFTPOS/PHONE BANKING WDL	2.00	2.00	0.60	0.00
Total Transaction Fees Charged				\$0.00

Please note: Overseas transaction fees, overseas ATM fees and non ANZ ATM operator fees not included

Please note: Your fee cycle may not always reconcile with your statement cycle. This statement date ends on 21/04/21 and the monthly fee cycle, as appears above, ended on 31/03/21.

Summary of Relationship Benefit for this account	Amount (\$)
Your Relationship Benefit	1.80
This is made up of:	
Value of Free Transactions	1.80



BUSINESS PREMIUM SAVER STATEMENT

STATEMENT NUMBER 75
19 MARCH 2021 TO 21 APRIL 2021

025/2700



THE TRUSTEE
FRACE SUPERANNUATION FUND
1 EVAN SMITH CL
MACLEOD VIC 3085

WELCOME TO YOUR ANZ ACCOUNT AT A GLANCE

Account Details

FRANK L VIOLA P/L ATF FRACE
SUPERANNUATION FUND

Branch Number (BSB)

013-313

Account Number

2177-91632

Account Descriptor

PREMIUM SAVER

Opening Balance:

\$2,676.81

Total Deposits:

\$8,000.08

Total Withdrawals:

\$1,000.00

Closing Balance:

\$9,676.89

11RSP903A035225_MJL21_002



217791632_02557

E-2700 S-4916 I-9831

NEED TO GET IN TOUCH?



ANZ Internet Banking
anz.com

OR



Enquiries: 13 13 14
Lost/Stolen Cards: 1800 033 844

BUSINESS PREMIUM SAVER STATEMENT

Account Number 2177-91632

Transaction Details

Please retain this statement for taxation purposes

Date	Transaction Details	Withdrawals (\$)	Deposits (\$)	Balance (\$)
2021				
19 FEB	OPENING BALANCE			7,176.54
25 FEB	ANZ INTERNET BANKING FUNDS TFER TRANSFER 572739 TO 4564680010179561	6,000.00		1,176.54
26 FEB	CREDIT INTEREST PAID		0.27	1,176.81
10 MAR	TRANSFER FROM CBA TRANSFER FROM CBA		1,500.00	2,676.81
TOTALS AT END OF PAGE		\$6,000.00	\$1,500.27	
TOTALS AT END OF PERIOD		\$6,000.00	\$1,500.27	\$2,676.81

This Statement Includes

Interest earned on deposits	\$0.27
-----------------------------	--------

Fee Summary

Fees Charged for period: 30 JAN 2021 to 26 FEB 2021

Summary of ANZ Transaction Fees	Transactions		Fee Per Transaction (\$)	Total Charge (\$)
	Total	Free Additional		
Transaction Fees				
INTERNET/ONLINE WDL	2.00	2.00	0.60	0.00
EFTPOS/PHONE BANKING WDL	1.00	1.00	0.60	0.00
Total Transaction Fees Charged				\$0.00

Please note: Overseas transaction fees, overseas ATM fees and non ANZ ATM operator fees not included

Please note: Your fee cycle may not always reconcile with your statement cycle. This statement date ends on 19/03/21 and the monthly fee cycle, as appears above, ended on 26/02/21.

Summary of Relationship Benefit for this account	Amount (\$)
Your Relationship Benefit	1.80
This is made up of:	
Value of Free Transactions	1.80



BUSINESS PREMIUM SAVER STATEMENT

STATEMENT NUMBER 74

19 FEBRUARY 2021 TO 19 MARCH 2021

025/309



THE TRUSTEE
FRACE SUPERANNUATION FUND
1 EVAN SMITH CL
MACLEOD VIC 3085

WELCOME TO YOUR ANZ ACCOUNT AT A GLANCE

Account Details

FRANK L VIOLA P/L ATF FRACE
SUPERANNUATION FUND

Branch Number (BSB)

013-313

Account Number

2177-91632

Account Descriptor

PREMIUM SAVER

Opening Balance:

\$ **7,176.54**

Total Deposits:

\$ **1,500.27**

Total Withdrawals:

\$ **6,000.00**

Closing Balance:

\$ **2,676.81**

NEED TO GET IN TOUCH?



ANZ Internet Banking
anz.com

OR



Enquiries: 13 13 14
Lost/Stolen Cards: 1800 033 844



079RSP903A043751_MU21_006



217791632_07478 E-309 S-533 I-1065

BUSINESS PREMIUM SAVER STATEMENT

Account Number 2177-91632

Fee Summary

Fees Charged for period: 01 DEC 2020 to 31 DEC 2020

Summary of ANZ Transaction Fees

	Transactions			Fee Per Transaction (\$)	Total Charge (\$)
	Total	Free	Additional		
Transaction Fees					
INTERNET/ONLINE WDL	6.00	4.00	2.00	0.60	1.20
EFTPOS/PHONE BANKING WDL	2.00	1.00	1.00	0.60	0.60
Total Transaction Fees Charged					\$1.80

Please note: Overseas transaction fees, overseas ATM fees and non ANZ ATM operator fees not included

Please note: Your fee cycle may not always reconcile with your statement cycle. This statement date ends on 21/01/21 and the monthly fee cycle, as appears above, ended on 31/12/20.

Summary of Relationship Benefit for this account	Amount (\$)
Your Relationship Benefit	3.00
This is made up of:	
Value of Free Transactions	3.00

Update your profile in the ANZ App or ANZ Internet Banking

New mobile number or email address? No worries. You can update your details via Profile in the ANZ App or ANZ Internet Banking. By keeping your details up to date, we can contact you for security purposes (e.g. send you an SMS one-time passcode or verify transactions), or send you account information.

Forgot your password? We've all been there. You can also securely reset your ANZ App PIN or change ANZ Internet Banking password too. It's all in one place – your Profile.

Visit www.anz.com.au/ways-to-bank to learn about how you can manage your money, simply and securely.

IMPORTANT INFORMATION

PLEASE CHECK THE ENTRIES AND CALL 13 13 14 REGARDING ANY ERRORS ON THIS STATEMENT.

All entries generated are subject to authorisation and verification and if necessary, adjustments will appear on a later statement.

If you have a complaint or unresolved issue with ANZ's product or service please call our National Feedback Line **1800 805 154** and advise us. Further information in relation to ANZ's dispute resolution process and this product (including details of benefits or fees and charges) is available on request and you can access this information by reviewing the Terms and Conditions, and Fees and Charges brochures which can be found at www.anz.com or by calling **13 13 14**.





BUSINESS PREMIUM SAVER STATEMENT

STATEMENT NUMBER 73

21 JANUARY 2021 TO 19 FEBRUARY 2021

025/326



THE TRUSTEE
FRACE SUPERANNUATION FUND
1 EVAN SMITH CL
MACLEOD VIC 3085

WELCOME TO YOUR ANZ ACCOUNT AT A GLANCE

Account Details

FRANK L VIOLA P/L ATF FRACE
SUPERANNUATION FUND

Branch Number (BSB)

013-313

Account Number

2177-91632

Account Descriptor

PREMIUM SAVER

Opening Balance:

\$ **6,178.05**

Total Deposits:

\$ **10,000.29**

Total Withdrawals:

\$ **9,001.80**

Closing Balance:

\$ **7,176.54**

051RSP903A043557_MLU21_006



217791632_06131 E-328 S-608 I-1211

NEED TO GET IN TOUCH?



ANZ Internet Banking
anz.com

OR



Enquiries: 13 13 14
Lost/Stolen Cards: 1800 033 844

BUSINESS PREMIUM SAVER STATEMENT

Account Number 2177-91632

Transaction Details

Please retain this statement for taxation purposes

Date	Transaction Details	Withdrawals (\$)	Deposits (\$)	Balance (\$)
2020				
21 DEC	OPENING BALANCE			3,408.39
22 DEC	TRANSFER FROM CBA TRANSFER FROM CBA		5,000.00	8,408.39
24 DEC	ANZ INTERNET BANKING FUNDS TFER TRANSFER 796860 TO 4564680010179561	728.70		7,679.69
29 DEC	ANZ INTERNET BANKING FUNDS TFER TRANSFER 923319 TO 4564621031620514	1,000.00		6,679.69
30 DEC	TRANSFER FROM CBA TRANSFER FROM CBA		5,000.00	11,679.69
31 DEC	CREDIT INTEREST PAID		0.16	11,679.85
31 DEC	1 EXCESS EFTPOS, PHONE BANKING, AUTOMATIC TRANSACTIONS - FEE	0.60		11,679.25
31 DEC	2 EXCESS INTERNET/ONLINE TRANSACTIONS - FEE	1.20		11,678.05
2021				
11 JAN	ANZ INTERNET BANKING FUNDS TFER TRANSFER 443855 TO 4564621031620514	1,000.00		10,678.05
11 JAN	ANZ INTERNET BANKING FUNDS TFER TRANSFER 830815 TO 4564621031620514 EFFECTIVE DATE 10 JAN 2021	2,000.00		8,678.05
11 JAN	ANZ INTERNET BANKING FUNDS TFER TRANSFER 441152 TO 4564621031620514	4,000.00		4,678.05
13 JAN	TRANSFER FROM CBA TRANSFER FROM CBA		5,000.00	9,678.05
13 JAN	ANZ INTERNET BANKING FUNDS TFER TRANSFER 285378 TO 4564680010179561	3,500.00		6,178.05
	TOTALS AT END OF PAGE	\$12,230.50	\$15,000.16	
	TOTALS AT END OF PERIOD	\$12,230.50	\$15,000.16	\$6,178.05

This Statement Includes

Interest earned on deposits	\$0.16
ANZ bank charges	\$1.80



BUSINESS PREMIUM SAVER STATEMENT

STATEMENT NUMBER 72

21 DECEMBER 2020 TO 21 JANUARY 2021

025/2727



THE TRUSTEE
FRACE SUPERANNUATION FUND
1 EVAN SMITH CL
MACLEOD VIC 3085

WELCOME TO YOUR ANZ ACCOUNT AT A GLANCE

Account Details

FRANK L VIOLA P/L ATF FRACE
SUPERANNUATION FUND

Branch Number (BSB)

013-313

Account Number

2177-91632

Account Descriptor

PREMIUM SAVER

Opening Balance:

\$ **3,408.39**

Total Deposits:

\$ **15,000.16**


Total Withdrawals:

\$ **12,230.50**

Closing Balance:

\$ **6,178.05**

022RPF903A041911_MU21_002



217791632_01636 E-2727 S-6249 I-10487

NEED TO GET IN TOUCH?



ANZ Internet Banking
anz.com

OR



Enquiries: 13 13 14
Lost/Stolen Cards: 1800 033 844

BUSINESS PREMIUM SAVER STATEMENT

Account Number 2177-91632

Transaction Details

Please retain this statement for taxation purposes

Date	Transaction Details	Withdrawals (\$)	Deposits (\$)	Balance (\$)
2020				7,234.07
20 NOV	OPENING BALANCE			
30 NOV	ANZ INTERNET BANKING FUNDS TFER TRANSFER 939688 TO 4564621031620514 EFFECTIVE DATE 28 NOV 2020	1,000.00		6,234.07
30 NOV	CREDIT INTEREST PAID		0.32	6,234.39
30 NOV	2 EXCESS INTERNET/ONLINE TRANSACTIONS - FEE	1.20		6,233.19
04 DEC	ANZ INTERNET BANKING FUNDS TFER TRANSFER 158769 TO 4564621031620514	1,000.00		5,233.19
07 DEC	ANZ INTERNET BANKING FUNDS TFER TRANSFER 783058 TO 4564621031620514	324.80		4,908.39
11 DEC	ANZ INTERNET BANKING FUNDS TFER TRANSFER 830766 TO 4564621031620514	1,000.00		3,908.39
21 DEC	ANZ INTERNET BANKING FUNDS TFER TRANSFER 550847 TO 4564621031620514 EFFECTIVE DATE 20 DEC 2020	500.00		3,408.39
	TOTALS AT END OF PAGE	\$3,826.00	\$0.32	
	TOTALS AT END OF PERIOD	\$3,826.00	\$0.32	\$3,408.39

This Statement Includes

Interest earned on deposits	\$0.32
ANZ bank charges	\$1.20

Fee Summary

Fees Charged for period: 31 OCT 2020 to 30 NOV 2020

Summary of ANZ Transaction Fees

Transaction Fees	Transactions			Fee Per Transaction (\$)	Total Charge (\$)
	Total	Free	Additional		
INTERNET/ONLINE WDL	6.00	4.00	2.00	0.60	1.20
EFTPOS/PHONE BANKING WDL	1.00	1.00		0.60	0.00
Total Transaction Fees Charged					\$1.20

Please note: Overseas transaction fees, overseas ATM fees and non ANZ ATM operator fees not included

Please note: Your fee cycle may not always reconcile with your statement cycle. This statement date ends on 21/12/20 and the monthly fee cycle, as appears above, ended on 30/11/20.



BUSINESS PREMIUM SAVER STATEMENT

STATEMENT NUMBER 71

20 NOVEMBER 2020 TO 21 DECEMBER 2020

025/3055



THE TRUSTEE
FRACE SUPERANNUATION FUND
1 EVAN SMITH CL
MACLEOD VIC 3085

WELCOME TO YOUR ANZ ACCOUNT AT A GLANCE

Account Details

FRANK L VIOLA P/L ATF FRACE
SUPERANNUATION FUND

Branch Number (BSB)

013-313

Account Number

2177-91632

Account Descriptor

PREMIUM SAVER

Opening Balance:

\$7,234.07

Total Deposits:

\$0.32

Total Withdrawals:

\$3,826.00

Closing Balance:

\$3,408.39

357RSP903A035523_MU20_002



217791632_02995 E-3055 S-5871 I-11741

NEED TO GET IN TOUCH?



ANZ Internet Banking
anz.com

OR



Enquiries: 13 13 14
Lost/Stolen Cards: 1800 033 844

BUSINESS PREMIUM SAVER STATEMENT

Account Number 2177-91632

Transaction Details

Please retain this statement for taxation purposes

Date	Transaction Details	Withdrawals (\$)	Deposits (\$)	Balance (\$)
2020				
21 OCT	OPENING BALANCE			11,975.95
26 OCT	ANZ INTERNET BANKING FUNDS TFER TRANSFER 286775 TO 4564680010179561	2,027.69		9,948.26
30 OCT	CREDIT INTEREST PAID		0.39	9,948.65
02 NOV	ANZ INTERNET BANKING FUNDS TFER TRANSFER 703293 TO 4564621031620514 EFFECTIVE DATE 31 OCT 2020	500.00		9,448.65
05 NOV	ANZ INTERNET BANKING FUNDS TFER TRANSFER 414112 TO 4564621031620514	227.07		9,221.58
09 NOV	ANZ INTERNET BANKING FUNDS TFER TRANSFER 937145 TO 4564621031620514 EFFECTIVE DATE 07 NOV 2020	2,000.00		7,221.58
16 NOV	ANZ INTERNET BANKING FUNDS TFER TRANSFER 846074 TO 4564621031620514	1,500.00		5,721.58
20 NOV	TRANSFER FROM CBA FROM CBA		5,000.00	10,721.58
20 NOV	ANZ INTERNET BANKING FUNDS TFER TRANSFER 634576 TO 4564680010179561	3,487.51		7,234.07
TOTALS AT END OF PAGE		\$9,742.27	\$5,000.39	
TOTALS AT END OF PERIOD		\$9,742.27	\$5,000.39	\$7,234.07

This Statement Includes

Interest earned on deposits	\$0.39
-----------------------------	--------

Fee Summary

Fees Charged for period: 01 OCT 2020 to 30 OCT 2020

Summary of ANZ Transaction Fees	Transactions		Fee Per Transaction (\$)	Total Charge (\$)
	Total	Free Additional		
Transaction Fees				
INTERNET/ONLINE WDL	3.00	3.00	0.60	0.00
EFTPOS/PHONE BANKING WDL	1.00	1.00	0.60	0.00
Total Transaction Fees Charged				\$0.00

Please note: Overseas transaction fees, overseas ATM fees and non ANZ ATM operator fees not included

Please note: Your fee cycle may not always reconcile with your statement cycle. This statement date ends on 20/11/20 and the monthly fee cycle, as appears above, ended on 30/10/20.



BUSINESS PREMIUM SAVER STATEMENT

STATEMENT NUMBER 70

21 OCTOBER 2020 TO 20 NOVEMBER 2020

025/3388



THE TRUSTEE
FRACE SUPERANNUATION FUND
1 EVAN SMITH CL
MACLEOD VIC 3085

WELCOME TO YOUR ANZ ACCOUNT AT A GLANCE

Account Details

FRANK L VIOLA P/L ATF FRACE
SUPERANNUATION FUND

Branch Number (BSB)

013-313

Account Number

2177-91632

Account Descriptor

PREMIUM SAVER

Opening Balance:

\$ **11,975.95**

Total Deposits:

\$ **5,000.39**

Total Withdrawals:

\$ **9,742.27**

Closing Balance:

\$ **7,234.07**

NEED TO GET IN TOUCH?



ANZ Internet Banking
anz.com

OR



Enquiries: 13 13 14
Lost/Stolen Cards: 1800 033 844

201909240914 11:20 AM



217791632 10112 E-2398A S-6665 L-13129

BUSINESS PREMIUM SAVER STATEMENT

Account Number 2177-91632

Transaction Details

Please retain this statement for taxation purposes

Date	Transaction Details	Withdrawals (\$)	Deposits (\$)	Balance (\$)
2020				
21 SEP	OPENING BALANCE			6,700.26
24 SEP	ANZ INTERNET BANKING FUNDS TFER TRANSFER 230268 TO 4564680010179561	2,724.55		3,975.71
30 SEP	CREDIT INTEREST PAID		0.24	3,975.95
02 OCT	ANZ INTERNET BANKING FUNDS TFER TRANSFER 405854 TO 4564621031620514	1,000.00		2,975.95
06 OCT	TRANSFER FROM CBA TRANSFER FROM CBA		10,000.00	12,975.95
15 OCT	ANZ INTERNET BANKING FUNDS TFER TRANSFER 256784 TO 4564621031620514	1,000.00		11,975.95
	TOTALS AT END OF PAGE	\$4,724.55	\$10,000.24	
	TOTALS AT END OF PERIOD	\$4,724.55	\$10,000.24	\$11,975.95

This Statement Includes

Interest earned on deposits	\$0.24
-----------------------------	--------

Fee Summary

Fees Charged for period: 01 SEP 2020 to 30 SEP 2020

Summary of ANZ Transaction Fees	Transactions		Fee Per Transaction (\$)	Total Charge (\$)
	Total	Free Additional		
Transaction Fees				
INTERNET/ONLINE WDL	2.00	2.00	0.60	0.00
Total Transaction Fees Charged				\$0.00

Please note: Overseas transaction fees, overseas ATM fees and non ANZ ATM operator fees not included

Please note: Your fee cycle may not always reconcile with your statement cycle. This statement date ends on 21/10/20 and the monthly fee cycle, as appears above, ended on 30/09/20.

Summary of Relationship Benefit for this account	Amount (\$)
Your Relationship Benefit	1.20
This is made up of:	
Value of Free Transactions	1.20



BUSINESS PREMIUM SAVER STATEMENT

STATEMENT NUMBER 69

21 SEPTEMBER 2020 TO 21 OCTOBER 2020

025/3095



THE TRUSTEE
FRACE SUPERANNUATION FUND
1 EVAN SMITH CL
MACLEOD VIC 3085

WELCOME TO YOUR ANZ ACCOUNT AT A GLANCE

Account Details

FRANK L VIOLA P/L ATF FRACE
SUPERANNUATION FUND

Branch Number (BSB)

013-313

Account Number

2177-91632

Account Descriptor

PREMIUM SAVER

Opening Balance:

\$ **6,700.26**

Total Deposits:

\$ **10,000.24**

Total Withdrawals:

\$ **4,724.55**

Closing Balance:

\$ **11,975.95**

NEED TO GET IN TOUCH?




ANZ Internet Banking
anz.com

OR



Enquiries: 13 13 14
Lost/Stolen Cards: 1800 033 844



BUSINESS PREMIUM SAVER STATEMENT

Account Number 2177-91632

Transaction Details

Please retain this statement for taxation purposes

Date	Transaction Details	Withdrawals (\$)	Deposits (\$)	Balance (\$)
2020				
21 AUG	OPENING BALANCE			12,198.99
24 AUG	ANZ INTERNET BANKING FUNDS TFER TRANSFER 698659 TO 4564621031620514 EFFECTIVE DATE 22 AUG 2020	1,000.00		11,198.99
24 AUG	ANZ INTERNET BANKING FUNDS TFER TRANSFER 125658 TO 4564680010179561	3,499.09		7,699.90
31 AUG	CREDIT INTEREST PAID		0.36	7,700.26
15 SEP	ANZ INTERNET BANKING FUNDS TFER TRANSFER 418677 TO 4564621031620514	1,000.00		6,700.26
TOTALS AT END OF PAGE		\$5,499.09	\$0.36	
TOTALS AT END OF PERIOD		\$5,499.09	\$0.36	\$6,700.26

This Statement Includes

Interest earned on deposits	\$0.36
-----------------------------	--------

Fee Summary

Fees Charged for period: 01 AUG 2020 to 31 AUG 2020

Summary of ANZ Transaction Fees

Transaction Fees	Transactions		Fee Per Transaction (\$)	Total Charge (\$)
	Total	Free Additional		
INTERNET/ONLINE WDL	4.00	4.00	0.60	0.00
EFTPOS/PHONE BANKING WDL	1.00	1.00	0.60	0.00
Total Transaction Fees Charged				\$0.00

Please note: Overseas transaction fees, overseas ATM fees and non ANZ ATM operator fees not included

Please note: Your fee cycle may not always reconcile with your statement cycle. This statement date ends on 21/09/20 and the monthly fee cycle, as appears above, ended on 31/08/20.

Summary of Relationship Benefit for this account Amount (\$)

Your Relationship Benefit **3.00**

This is made up of:

Value of Free Transactions 3.00



BUSINESS PREMIUM SAVER STATEMENT

STATEMENT NUMBER 68

21 AUGUST 2020 TO 21 SEPTEMBER 2020

025/3384



THE TRUSTEE
FRACE SUPERANNUATION FUND
1 EVAN SMITH CL
MACLEOD VIC 3085

WELCOME TO YOUR ANZ ACCOUNT AT A GLANCE

Account Details

FRANK L VIOLA P/L ATF FRACE
SUPERANNUATION FUND

Branch Number (BSB)

013-313

Account Number

2177-91632

Account Descriptor

PREMIUM SAVER

Opening Balance:

\$12,198.99

Total Deposits:

\$0.36

Total Withdrawals:

\$5,499.09

Closing Balance:

\$6,700.26

NEED TO GET IN TOUCH?



ANZ Internet Banking
anz.com

OR



Enquiries: 13 13 14
Lost/Stolen Cards: 1800 033 844



BUSINESS PREMIUM SAVER STATEMENT

Account Number 2177-91632

Transaction Details

Please retain this statement for taxation purposes

Date	Transaction Details	Withdrawals (\$)	Deposits (\$)	Balance (\$)
2020				
21 JUL	OPENING BALANCE			3,713.85
23 JUL	ANZ INTERNET BANKING FUNDS TFER TRANSFER 263305 TO 4564621031620514	500.00		3,213.85
24 JUL	TRANSFER FROM CBA TOANZSUPERAC1632		5,000.00	8,213.85
31 JUL	CREDIT INTEREST PAID		0.29	8,214.14
04 AUG	ANZ INTERNET BANKING FUNDS TFER TRANSFER 472422 TO 4564621031620514	1,000.00		7,214.14
06 AUG	ANZ INTERNET BANKING FUNDS TFER TRANSFER 618268 TO 4564621031620514	15.15		7,198.99
17 AUG	TRANSFER FROM CBA TRANSFER FROM CBA		5,000.00	12,198.99
TOTALS AT END OF PAGE		\$1,515.15	\$10,000.29	
TOTALS AT END OF PERIOD		\$1,515.15	\$10,000.29	\$12,198.99

This Statement Includes

Interest earned on deposits	\$0.29
-----------------------------	--------

Fee Summary

Fees Charged for period: 01 JUL 2020 to 31 JUL 2020

Summary of ANZ Transaction Fees

Transaction Fees	Transactions		Fee Per Transaction (\$)	Total Charge (\$)
	Total	Free Additional		
INTERNET/ONLINE WDL	4.00	4.00	0.60	0.00
EFTPOS/PHONE BANKING WDL	1.00	1.00	0.60	0.00
Total Transaction Fees Charged				\$0.00

Please note: Overseas transaction fees, overseas ATM fees and non ANZ ATM operator fees not included

Please note: Your fee cycle may not always reconcile with your statement cycle. This statement date ends on 21/08/20 and the monthly fee cycle, as appears above, ended on 31/07/20.



BUSINESS PREMIUM SAVER STATEMENT

STATEMENT NUMBER 67
21 JULY 2020 TO 21 AUGUST 2020

025/318



THE TRUSTEE
FRACE SUPERANNUATION FUND
1 EVAN SMITH CL
MACLEOD VIC 3085

WELCOME TO YOUR ANZ ACCOUNT AT A GLANCE

Account Details

FRANK L VIOLA P/L ATF FRACE
SUPERANNUATION FUND

Branch Number (BSB)

013-313

Account Number

2177-91632

Account Descriptor

PREMIUM SAVER

Opening Balance:

\$ **3,713.85**

Total Deposits:

\$ **10,000.29**


Total Withdrawals:

\$ **1,515.15**

Closing Balance:

\$ **12,198.99**

235RSP903A034417_MU20_005



217791632_05623 E-318 S-632 I-1283

NEED TO GET IN TOUCH?



ANZ Internet Banking
anz.com

OR



Enquiries: 13 13 14
Lost/Stolen Cards: 1800 033 844

BUSINESS PREMIUM SAVER STATEMENT

Account Number 2177-91632

Transaction Details

Please retain this statement for taxation purposes

Date	Transaction Details	Withdrawals (\$)	Deposits (\$)	Balance (\$)
2020				
19 JUN	OPENING BALANCE			49,589.56
22 JUN	001021	36,421.00		13,168.56
25 JUN	ANZ INTERNET BANKING FUNDS TFER TRANSFER 372387 TO 4564680010179561	3,681.97		9,486.59
26 JUN	ANZ INTERNET BANKING FUNDS TFER TRANSFER 445085 TO 4564621031620514	1,000.00		8,486.59
30 JUN	CREDIT INTEREST PAID		2.66	8,489.25
06 JUL	ANZ INTERNET BANKING FUNDS TFER TRANSFER 480931 TO 4564621031620514	845.05		7,644.20
20 JUL	ANZ INTERNET BANKING FUNDS TFER TRANSFER 797557 TO 4564621031620514 EFFECTIVE DATE 19 JUL 2020	200.00		7,444.20
20 JUL	ANZ INTERNET BANKING FUNDS TFER TRANSFER 797738 TO 4564680010179561 EFFECTIVE DATE 19 JUL 2020	3,730.35		3,713.85
TOTALS AT END OF PAGE		\$45,878.37	\$2.66	
TOTALS AT END OF PERIOD		\$45,878.37	\$2.66	\$3,713.85

This Statement Includes

Interest earned on deposits	\$2.66
-----------------------------	--------

Yearly Summary

Previous Year to 30/06/2020 (\$)

Interest earned on deposits	63.71
-----------------------------	-------

Fee Summary

Fees Charged for period: 30 MAY 2020 to 30 JUN 2020

Summary of ANZ Transaction Fees

Transaction Fees	Transactions		Fee Per Transaction (\$)	Total Charge (\$)
	Total	Free Additional		
INTERNET/ONLINE WDL	3.00	3.00	0.60	0.00
CHEQUE WITHDRAWAL	1.00	1.00	0.60	0.00
Total Transaction Fees Charged				\$0.00

Please note: Overseas transaction fees, overseas ATM fees and non ANZ ATM operator fees not included



BUSINESS PREMIUM SAVER STATEMENT

STATEMENT NUMBER 66
19 JUNE 2020 TO 21 JULY 2020

025/3255



THE TRUSTEE
FRACE SUPERANNUATION FUND
1 EVAN SMITH CL
MACLEOD VIC 3085

WELCOME TO YOUR ANZ ACCOUNT AT A GLANCE

Account Details

FRANK L VIOLA P/L ATF FRACE
SUPERANNUATION FUND

Branch Number (BSB)

013-313

Account Number

2177-91632

Account Descriptor

PREMIUM SAVER

Opening Balance:

\$49,589.56

Total Deposits:

\$2.66

Total Withdrawals:

\$45,878.37

Closing Balance:

\$3,713.85

Z04RSP903A039216_MUJ20_002



217791632_03101 E-3255 S-6784 I-13567

NEED TO GET IN TOUCH?



ANZ Internet Banking
anz.com

OR



Enquiries: 13 13 14
Lost/Stolen Cards: 1800 033 844

T13



Statement Period
11 June 2020 - 11 September 2020

Westpac Self Super Online

Account Name
**FRANK L VIOLA PTY LTD AS TRUSTEE
FOR FRACE SUPER FUND**



FRANK L VIOLA PTY LTD
1 EVAN SMITH CL
MACLEOD VIC 3085

025

Customer ID
4664 8673 FRANK L VIOLA PTY LTD

BSB Account Number
033-077 286 888

Opening Balance	+ \$24,071.46
Total Credits	+ \$1.89
Total Debits	- \$12,000.00
Closing Balance	+ \$12,073.35

INTEREST RATES (PER ANNUM) ON CREDIT BALANCES

Effective Date	Over
	\$0
17 Mar 2020	0.05 %

TRANSACTIONS

Please check all entries on this statement and promptly inform Westpac of any possible error or unauthorised transaction

DATE	TRANSACTION DESCRIPTION	DEBIT	CREDIT	BALANCE
11/06/20	STATEMENT OPENING BALANCE			24,071.46
19/06/20	Withdrawal Online 1648870 Tfr Westpac Bus	12,000.00		12,071.46
30/06/20	Interest Paid		0.87	12,072.33
31/07/20	Interest Paid		0.51	12,072.84
31/08/20	Interest Paid		0.51	12,073.35
11/09/20	CLOSING BALANCE			12,073.35

CONVENIENCE AT YOUR FINGERTIPS

Use Online, Mobile or Tablet Banking to pay bills, transfer funds, check your account balances and much more

S007037 / M003673 / 256 / CN3CNCNPW



Statement Period
11 September 2020 - 11 December 2020

Westpac Self Super Online

Account Name
**FRANK L VIOLA PTY LTD AS TRUSTEE
FOR FRACE SUPER FUND**

 025
FRANK L VIOLA PTY LTD
1 EVAN SMITH CL
MACLEOD VIC 3085

Customer ID
4664 8673 FRANK L VIOLA PTY LTD

BSB Account Number
033-077 286 888

Opening Balance	+ \$12,073.35
Total Credits	+ \$4,000.59
Total Debits	- \$11,500.00
Closing Balance	+ \$4,573.94

INTEREST RATES (PER ANNUM) ON CREDIT BALANCES

Effective Date	Over \$
17 Mar 2020	0.05 %

TRANSACTIONS

Please check all entries on this statement and promptly inform Westpac of any possible error or unauthorised transaction

DATE	TRANSACTION DESCRIPTION	DEBIT	CREDIT	BALANCE
11/09/20	STATEMENT OPENING BALANCE			12,073.35
30/09/20	Interest Paid		0.49	12,073.84
30/09/20	Withdrawal Online 1672984 Tfr Westpac Bus	7,000.00		5,073.84
01/10/20	Withdrawal Online 1511780 Tfr Westpac Bus	2,700.00		2,373.84
01/10/20	Withdrawal Online 1564560 Tfr Westpac Bus	1,800.00		573.84
30/10/20	Interest Paid		0.02	573.86
18/11/20	Deposit Online 2184159 Tfr Westpac Bus		4,000.00	4,573.86
30/11/20	Interest Paid		0.08	4,573.94
11/12/20	CLOSING BALANCE			4,573.94

CONVENIENCE AT YOUR FINGERTIPS

Use Online, Mobile or Tablet Banking to pay bills, transfer funds, check your account balances and much more

S005376 / M002945 / 347 / CN3CNCPPW

F11



Statement Period
11 December 2020 - 11 March 2021

Westpac Self Super Online

Account Name
**FRANK L VIOLA PTY LTD AS TRUSTEE
FOR FRACE SUPER FUND**



FRANK L VIOLA PTY LTD
1 EVAN SMITH CL
MACLEOD VIC 3085

025

Customer ID
4664 8673 FRANK L VIOLA PTY LTD

BSB Account Number
033-077 286 888

Opening Balance	+ \$4,573.94
Total Credits	+ \$0.54
Total Debits	- \$3,000.00
Closing Balance	+ \$1,574.48

INTEREST RATES (PER ANNUM) ON CREDIT BALANCES

Effective Date	Over
	\$0
17 Mar 2020	0.05 %

TRANSACTIONS

Please check all entries on this statement and promptly inform Westpac of any possible error or unauthorised transaction

DATE	TRANSACTION DESCRIPTION	DEBIT	CREDIT	BALANCE
11/12/20	STATEMENT OPENING BALANCE			4,573.94
31/12/20	Interest Paid		0.19	4,574.13
29/01/21	Interest Paid		0.18	4,574.31
26/02/21	Interest Paid		0.17	4,574.48
10/03/21	Withdrawal Online 1074316 Tfr Westpac Bus	3,000.00		1,574.48
11/03/21	CLOSING BALANCE			1,574.48

CONVENIENCE AT YOUR FINGERTIPS

Use Online, Mobile or Tablet Banking to pay bills, transfer funds, check your account balances and much more

5002190 / M000993 / 071 / CN3CNCPPW

F10



Statement Period
11 March 2021 - 11 June 2021

Westpac Self Super Online

Account Name
**FRANK L VIOLA PTY LTD AS TRUSTEE
FOR FRACE SUPER FUND**



FRANK L VIOLA PTY LTD
1 EVAN SMITH CL
MACLEOD VIC 3085

025

Customer ID
4664 8673 FRANK L VIOLA PTY LTD

BSB
033-077

Account Number
286 888

Opening Balance	+ \$1,574.48
Total Credits	+ \$5,000.24
Total Debits	- \$0.00
Closing Balance	+ \$6,574.72

INTEREST RATES (PER ANNUM) ON CREDIT BALANCES

Effective Date	Over \$0
17 Mar 2020	0.05 %

TRANSACTIONS

Please check all entries on this statement and promptly inform Westpac of any possible error or unauthorised transaction

DATE	TRANSACTION DESCRIPTION	DEBIT	CREDIT	BALANCE
11/03/21	STATEMENT OPENING BALANCE			1,574.48
31/03/21	Interest Paid		0.12	1,574.60
30/04/21	Interest Paid		0.06	1,574.66
31/05/21	Interest Paid		0.06	1,574.72
03/06/21	Deposit Online 2421359 Tfr Westpac Bus		5,000.00	6,574.72
11/06/21	CLOSING BALANCE			6,574.72

CONVENIENCE AT YOUR FINGERTIPS

Use Online, Mobile or Tablet Banking to pay bills, transfer funds, check your account balances and much more

S006255 / M003037 / 163 / CN3CNCPW

F9



Electronic Statement

Statement Period
11 June 2021 - 10 September 2021

Westpac Self Super Online

Account Name
FRANK L VIOLA PTY LTD AS TRUSTEE
FOR FRACE SUPER FUND

Customer ID
4664 8673 FRANK L VIOLA PTY LTD

BSB Account Number
033-077 286 888

Opening Balance	+ \$6,574.72
Total Credits	+ \$0.78
Total Debits	- \$0.00
Closing Balance	+ \$6,575.50

INTEREST RATES (PER ANNUM) ON CREDIT BALANCES

Effective Date	Over \$0
17 Mar 2020	0.05 %

TRANSACTIONS

Please check all entries on this statement and promptly inform Westpac of any possible error or unauthorised transaction

DATE	TRANSACTION DESCRIPTION	DEBIT	CREDIT	BALANCE
11/06/21	STATEMENT OPENING BALANCE			6,574.72
30/06/21	Interest Paid		0.24	6,574.96
30/07/21	Interest Paid		0.26	6,575.22
31/08/21	Interest Paid		0.28	6,575.50
10/09/21	CLOSING BALANCE			6,575.50

CONVENIENCE AT YOUR FINGERTIPS

Use Online, Mobile or Tablet Banking to pay bills, transfer funds, check your account balances and much more



Electronic Statement

Statement Period
25 June 2021 - 27 September 2021

Westpac Business One Flexi

Account Name
**FRANK L VIOLA PTY LTD FRACE
SUPERANNUATION FUND**

Customer ID
4664 8673 FRANK L VIOLA PTY LTD

BSB Account Number
033-077 184 312

Opening Balance	+ \$3,256.41
Total Credits	+ \$11,068.29
Total Debits	- \$2.00
Closing Balance	+ \$14,322.70

INTEREST RATES (PER ANNUM) ON CREDIT BALANCES

Effective Date	\$0 to \$1999	Over \$1999 to \$9999	Over \$9999 to \$19999	Over \$19999 to \$49999
13 Nov 2020	0.00 %	0.00 %	0.00 %	0.00 %

Effective Date	Over \$49999 to \$99999	Over \$99999 to \$249999	Over \$249999 to \$499999	Over \$499999
13 Nov 2020	0.00 %	0.00 %	0.00 %	0.00 %

TRANSACTIONS

Please check all entries on this statement and promptly inform Westpac of any possible error or unauthorised transaction

DATE	TRANSACTION DESCRIPTION	DEBIT	CREDIT	BALANCE
25/06/21	STATEMENT OPENING BALANCE			3,256.41
01/07/21	Deposit Dividend Anz Dividend A071/00479469		420.00	3,676.41
01/07/21	Transaction Fee	1.00		3,675.41
02/07/21	Deposit Dividend Nab Interim Div Dv221/00900399		330.00	4,005.41
02/08/21	Transaction Fee	1.00		4,004.41
21/09/21	Deposit Dividend Bhp Group Div Af384/00886901		1,221.87	5,226.28
22/09/21	Deposit Dividend Edv Div 001266334986		145.74	5,372.02
23/09/21	Deposit Dividend Tls Fnl Div 001264857526		400.00	5,772.02
23/09/21	Deposit Dividend Rio Tinto Ltd Int21/00096210		8,550.68	14,322.70
27/09/21	CLOSING BALANCE			14,322.70



Electronic Statement

Statement Period
26 March 2021 - 25 June 2021

Westpac Business One Flexi

Account Name
FRANK L VIOLA PTY LTD FRACE
SUPERANNUATION FUND

Customer ID
4664 8673 FRANK L VIOLA PTY LTD

BSB Account Number
033-077 184 312

Opening Balance	+ \$1,833.57
Total Credits	+ \$6,432.84
Total Debits	- \$5,010.00
Closing Balance	+ \$3,256.41

INTEREST RATES (PER ANNUM) ON CREDIT BALANCES

Effective Date	\$0 to \$1999	Over \$1999 to \$9999	Over \$9999 to \$19999	Over \$19999 to \$49999
13 Nov 2020	0.00 %	0.00 %	0.00 %	0.00 %

Effective Date	Over \$49999 to \$99999	Over \$99999 to \$249999	Over \$249999 to \$499999	Over \$499999
13 Nov 2020	0.00 %	0.00 %	0.00 %	0.00 %

TRANSACTIONS

Please check all entries on this statement and promptly inform Westpac of any possible error or unauthorised transaction

DATE	TRANSACTION DESCRIPTION	DEBIT	CREDIT	BALANCE
26/03/21	STATEMENT OPENING BALANCE			1,833.57
30/03/21	Deposit Business Banking Fee Refund		1.00	1,834.57
31/03/21	Deposit Dividend Bendigo S00099139463		476.00	2,310.57
31/03/21	Deposit Ivanhoe VIC		552.74	2,863.31
01/04/21	Transaction Fee	9.50		2,853.81
15/04/21	Deposit Dividend Rio Tinto Ltd Fin20/00096499		5,171.10	8,024.91
03/05/21	Transaction Fee	0.50		8,024.41
03/06/21	Withdrawal Online 1421358 Tfr Westpac Sel	5,000.00		3,024.41
25/06/21	Deposit Dividend WBC Dividend 001260719329		232.00	3,256.41
25/06/21	CLOSING BALANCE			3,256.41

CONVENIENCE AT YOUR FINGERTIPS

Use Online, Mobile or Tablet Banking to pay bills, transfer funds, check your account balances and much more

F7



TRANSACTIONS

Please check all entries on this statement and promptly inform Westpac of any possible error or unauthorised transaction

DATE	TRANSACTION DESCRIPTION	DEBIT	CREDIT	BALANCE
26/03/21	Deposit Dividend Tls Itm Div 001257663889		400.00	1,833.57
26/03/21	CLOSING BALANCE			1,833.57

CONVENIENCE AT YOUR FINGERTIPS

Use Online, Mobile or Tablet Banking to pay bills, transfer funds, check your account balances and much more

TRANSACTION FEE SUMMARY

To reconcile your Transaction Fee Summary you may need to refer to transactions listed on your previous statement(s).

Fee(s) charged to account 033-077 18-4312

DATE		Volume	Unit Price	Fee
04 JAN 2021	Electronic Credits	3	\$0.50	\$1.50
Total				
				\$1.50

01 FEB 2021

Total
\$0.00

01 MAR 2021

Total
\$0.50

Electronic Credits

Volume	Unit Price	Fee
1	\$0.50	\$0.50

76



Statement Period
24 December 2020 - 26 March 2021

Westpac Business One Flexi

Account Name
**FRANK L VIOLA PTY LTD FRACE
SUPERANNUATION FUND**

 025
FRANK L VIOLA PTY LTD
1 EVAN SMITH CL
MACLEOD VIC 3085

Customer ID
4664 8673 FRANK L VIOLA PTY LTD

BSB Account Number
033-077 184 312

Opening Balance	+ \$1,979.38
Total Credits	+ \$18,204.59
Total Debits	- \$18,350.40
Closing Balance	+ \$1,833.57

INTEREST RATES (PER ANNUM) ON CREDIT BALANCES

Effective Date	\$0 to \$1999	Over \$1999 to \$9999	Over \$9999 to \$19999	Over \$19999 to \$49999
13 Nov 2020	0.00 %	0.00 %	0.00 %	0.00 %

Effective Date	Over \$49999 to \$99999	Over \$99999 to \$249999	Over \$249999 to \$499999	Over \$499999
13 Nov 2020	0.00 %	0.00 %	0.00 %	0.00 %

TRANSACTIONS

Please check all entries on this statement and promptly inform Westpac of any possible error or unauthorised transaction

DATE	TRANSACTION DESCRIPTION	DEBIT	CREDIT	BALANCE
24/12/20	STATEMENT OPENING BALANCE			1,979.38
04/01/21	Transaction Fee	1.50		1,977.88
19/02/21	Deposit Commonwealth Sec Commsec		6,280.05	8,257.93
01/03/21	Transaction Fee	0.50		8,257.43
05/03/21	Deposit CBA transfer from cba		4,500.00	12,757.43
09/03/21	Payment By Authority To Commsec Securiti Commsec	10,172.35		2,585.08
10/03/21	Deposit Online 2074317 Tfr Westpac Sel		3,000.00	5,585.08
10/03/21	Deposit CBA transfer from cba		3,500.00	9,085.08
12/03/21	Payment By Authority To Commsec Securiti Commsec	7,123.60		1,961.48
18/03/21	Payment By Authority To Commsec Securiti Commsec	1,052.45		909.03
23/03/21	Deposit Dividend Bhp Group Div Ai383/00888730		524.54	1,433.57

FS

**TRANSACTIONS**

Please check all entries on this statement and promptly inform Westpac of any possible error or unauthorised transaction

DATE	TRANSACTION DESCRIPTION	DEBIT	CREDIT	BALANCE
26/10/20	Deposit CBA Flvsuper Westpac		1,000.00	2,680.10
30/10/20	Interest Paid		0.02	2,680.12
02/11/20	Transaction Fee	2.50		2,677.62
17/11/20	Deposit CBA transfer from cba		5,000.00	7,677.62
18/11/20	Deposit Greensborough VIC		2,000.00	9,677.62
18/11/20	Withdrawal Online 1184158 Tfr Westpac Sel	4,000.00		5,677.62
19/11/20	Payment By Authority To Commsec Securiti Commsec	4,193.25		1,484.37
30/11/20	Interest Paid		0.01	1,484.38
01/12/20	Transaction Fee	4.00		1,480.38
10/12/20	Deposit Dividend Nab Final Div Dv212/00400229		165.00	1,645.38
16/12/20	Deposit Dividend Anz Dividend A070/00480610		210.00	1,855.38
18/12/20	Deposit Dividend WBC Dividend 001254142882		124.00	1,979.38
24/12/20	CLOSING BALANCE			1,979.38

CONVENIENCE AT YOUR FINGERTIPS

Use Online, Mobile or Tablet Banking to pay bills, transfer funds, check your account balances and much more

TRANSACTION FEE SUMMARY

To reconcile your Transaction Fee Summary you may need to refer to transactions listed on your previous statement(s).

Fee(s) charged to account 033-077 18-4312

01 OCT 2020		Volume	Unit Price	Fee
Total	Electronic Credits	5	\$0.50	\$2.50
\$4.00	Electronic Debits	3	\$0.50	\$1.50
02 NOV 2020		Volume	Unit Price	Fee
Total	Electronic Credits	3	\$0.50	\$1.50
\$2.50	Electronic Debits	2	\$0.50	\$1.00
01 DEC 2020		Volume	Unit Price	Fee
Total	Electronic Credits	1	\$0.50	\$0.50
\$4.00	Electronic Debits	2	\$0.50	\$1.00
	Branch Deposits	1	\$2.50	\$2.50



Statement Period
25 September 2020 - 24 December 2020

Westpac Business One Flexi

Account Name
**FRANK L VIOLA PTY LTD FRACE
SUPERANNUATION FUND**

 025
FRANK L VIOLA PTY LTD
1 EVAN SMITH CL
MACLEOD VIC 3085

Customer ID
4664 8673 FRANK L VIOLA PTY LTD

BSB Account Number
033-077 184 312

Opening Balance	+ \$6,753.10
Total Credits	+ \$20,124.08
Total Debits	- \$24,897.80
Closing Balance	+ \$1,979.38

INTEREST RATES (PER ANNUM) ON CREDIT BALANCES

Effective Date	\$0 to \$1999	Over \$1999 to \$9999	Over \$9999 to \$19999	Over \$19999 to \$49999
17 Mar 2020	0.01 %	0.01 %	0.01 %	0.01 %
13 Nov 2020	0.00 %	0.00 %	0.00 %	0.00 %

Effective Date	Over \$49999 to \$99999	Over \$99999 to \$249999	Over \$249999 to \$499999	Over \$499999
17 Mar 2020	0.01 %	0.01 %	0.01 %	0.02 %
13 Nov 2020	0.00 %	0.00 %	0.00 %	0.00 %

TRANSACTIONS

Please check all entries on this statement and promptly inform Westpac of any possible error or unauthorised transaction

DATE	TRANSACTION DESCRIPTION	DEBIT	CREDIT	BALANCE
25/09/20	STATEMENT OPENING BALANCE			6,753.10
28/09/20	Payment By Authority To Commsec Securit Commsec	4,349.90		2,403.20
30/09/20	Interest Paid		0.05	2,403.25
30/09/20	Deposit Dividend Anz Dividend A069/00480715		125.00	2,528.25
30/09/20	Deposit Online 2672985 Tfr Westpac Sel		7,000.00	9,528.25
01/10/20	Deposit Online 2511781 Tfr Westpac Sel		2,700.00	12,228.25
01/10/20	Deposit Online 2564561 Tfr Westpac Sel		1,800.00	14,028.25
01/10/20	Transaction Fee	4.00		14,024.25
02/10/20	Payment By Authority To Commsec Securit Commsec	8,865.28		5,158.97
05/10/20	Payment By Authority To Commsec Securit Commsec	3,478.87		1,680.10

S006897 / M003963 / 360 / CN3CNCPPW

F3



TRANSACTIONS

Please check all entries on this statement and promptly inform Westpac of any possible error or unauthorised transaction

DATE	TRANSACTION DESCRIPTION	DEBIT	CREDIT	BALANCE
22/09/20	Payment By Authority To Commsec Securiti Commsec	2,239.95		6,353.10
24/09/20	Deposit Dividend TIs Fnl Div 001250618211		400.00	6,753.10
25/09/20	CLOSING BALANCE			6,753.10

CONVENIENCE AT YOUR FINGERTIPS

Use Online, Mobile or Tablet Banking to pay bills, transfer funds, check your account balances and much more

TRANSACTION FEE SUMMARY

To reconcile your Transaction Fee Summary you may need to refer to transactions listed on your previous statement(s).

Fee(s) charged to account 033-077 18-4312

DATE		Volume	Unit Price	Fee
01 JUL 2020				
	Electronic Credits	1	\$0.50	\$0.50
	Cheques Written	1	\$1.00	\$1.00
	Total			\$1.50
03 AUG 2020				
	Electronic Credits	3	\$0.50	\$1.50
	Total			\$1.50
01 SEP 2020				
	Total			\$0.00

F2



Statement Period
26 June 2020 - 25 September 2020

Westpac Business One Flexi

Account Name
**FRANK L VIOLA PTY LTD FRACE
SUPERANNUATION FUND**



FRANK L VIOLA PTY LTD
1 EVAN SMITH CL
MACLEOD VIC 3085

025

Customer ID
4664 8673 FRANK L VIOLA PTY LTD

BSB Account Number
033-077 184 312

Opening Balance	+ \$4,322.26
Total Credits	+ \$6,155.74
Total Debits	- \$3,724.90
Closing Balance	+ \$6,753.10

INTEREST RATES (PER ANNUM) ON CREDIT BALANCES

Effective Date	\$0 to \$1999	Over \$1999 to \$9999	Over \$9999 to \$19999	Over \$19999 to \$49999
17 Mar 2020	0.01 %	0.01 %	0.01 %	0.01 %
Effective Date	Over \$49999 to \$99999	Over \$99999 to \$249999	Over \$249999 to \$499999	Over \$499999
17 Mar 2020	0.01 %	0.01 %	0.01 %	0.02 %

TRANSACTIONS

Please check all entries on this statement and promptly inform Westpac of any possible error or unauthorised transaction

DATE	TRANSACTION DESCRIPTION	DEBIT	CREDIT	BALANCE
26/06/20	STATEMENT OPENING BALANCE			4,322.26
30/06/20	Interest Paid		0.04	4,322.30
01/07/20	Transaction Fee	1.50		4,320.80
03/07/20	Deposit Dividend Nab Interim Div Dv211/00899282		165.00	4,485.80
03/07/20	Deposit Ato Ato005000012260708		562.03	5,047.83
21/07/20	Deposit Commonwealth Sec Commsec		2,562.05	7,609.88
31/07/20	Interest Paid		0.04	7,609.92
03/08/20	Transaction Fee	1.50		7,608.42
31/08/20	Interest Paid		0.06	7,608.48
03/09/20	Payment By Authority To Commsec Securiti Commsec	1,481.95		6,126.53
17/09/20	Deposit Dividend Rio Tinto Ltd Aui20/00814278		2,164.70	8,291.23
22/09/20	Deposit Dividend Bhp Group Div Af382/00890342		301.82	8,593.05

S005596 / M003060 / 270 / CN3CNCPPW

Frace Superannuation Fund

Audit Trail

As at 30 June 2021

Date	Account Number	Cash/ Journal	Batch	Details	Debit \$	Credit \$
6/07/2020	290 0002	C	106	trf	-	845.05
6/07/2020	906 00007	C	226	Payment to Viola, Frank (DFRA01(00007))	357.46	-
6/07/2020	906 00016	C	227	Payment to Viola, Frank (DFRA01(00016))	63.08	-
6/07/2020	906 00018	C	228	Payment to Viola, Frank (DFRA01(00018))	8.99	-
6/07/2020	906 00020	C	229	Payment to Viola, Frank (DFRA01(00020))	9.14	-
6/07/2020	906 00017	C	230	Payment to Viola, Grace (DFRA01(00017))	388.24	-
6/07/2020	906 00019	C	231	Payment to Viola, Grace (DFRA01(00019))	8.99	-
6/07/2020	906 00021	C	232	Payment to Viola, Grace (DFRA01(00021))	9.15	-
17/07/2020	290 0007	C	38	RIO -25	2,562.05	-
17/07/2020	205 2060	C	62	RIO -25	-	2,562.05
20/07/2020	290 0002	C	105	trf	-	200.00
20/07/2020	290 0002	C	119	trf 561	-	3,730.35
20/07/2020	906 00007	C	233	Payment to Viola, Frank (DFRA01(00007))	84.60	-
20/07/2020	906 00016	C	234	Payment to Viola, Frank (DFRA01(00016))	14.93	-
20/07/2020	906 00018	C	235	Payment to Viola, Frank (DFRA01(00018))	2.13	-
20/07/2020	906 00020	C	236	Payment to Viola, Frank (DFRA01(00020))	2.16	-
20/07/2020	906 00017	C	237	Payment to Viola, Grace (DFRA01(00017))	91.89	-
20/07/2020	906 00019	C	238	Payment to Viola, Grace (DFRA01(00019))	2.13	-
20/07/2020	906 00021	C	239	Payment to Viola, Grace (DFRA01(00021))	2.16	-
20/07/2020	906 00007	C	240	Payment to Viola, Frank (DFRA01(00007))	1,577.94	-
20/07/2020	906 00016	C	241	Payment to Viola, Frank (DFRA01(00016))	278.44	-
20/07/2020	906 00018	C	242	Payment to Viola, Frank (DFRA01(00018))	39.70	-
20/07/2020	906 00020	C	243	Payment to Viola, Frank (DFRA01(00020))	40.37	-
20/07/2020	906 00017	C	244	Payment to Viola, Grace (DFRA01(00017))	1,713.83	-
20/07/2020	906 00019	C	245	Payment to Viola, Grace (DFRA01(00019))	39.70	-
20/07/2020	906 00021	C	246	Payment to Viola, Grace (DFRA01(00021))	40.37	-
23/07/2020	290 0002	C	104	trf	-	500.00
23/07/2020	906 00007	C	247	Payment to Viola, Frank (DFRA01(00007))	211.50	-
23/07/2020	906 00016	C	248	Payment to Viola, Frank (DFRA01(00016))	37.32	-
23/07/2020	906 00018	C	249	Payment to Viola, Frank (DFRA01(00018))	5.32	-
23/07/2020	906 00020	C	250	Payment to Viola, Frank (DFRA01(00020))	5.41	-
23/07/2020	906 00017	C	251	Payment to Viola, Grace (DFRA01(00017))	229.71	-
23/07/2020	906 00019	C	252	Payment to Viola, Grace (DFRA01(00019))	5.32	-
23/07/2020	906 00021	C	253	Payment to Viola, Grace (DFRA01(00021))	5.42	-
24/07/2020	290 0002	C	132	cba	5,000.00	-
4/08/2020	290 0002	C	103	trf	-	1,000.00
4/08/2020	906 00007	C	254	Payment to Viola, Frank (DFRA01(00007))	423.00	-
4/08/2020	906 00016	C	255	Payment to Viola, Frank (DFRA01(00016))	74.64	-
4/08/2020	906 00018	C	256	Payment to Viola, Frank (DFRA01(00018))	10.64	-
4/08/2020	906 00020	C	257	Payment to Viola, Frank (DFRA01(00020))	10.82	-
4/08/2020	906 00017	C	258	Payment to Viola, Grace (DFRA01(00017))	459.43	-
4/08/2020	906 00019	C	259	Payment to Viola, Grace (DFRA01(00019))	10.64	-
4/08/2020	906 00021	C	260	Payment to Viola, Grace (DFRA01(00021))	10.83	-
6/08/2020	290 0002	C	102	trf	-	15.15

Frace Superannuation Fund

Audit Trail

As at 30 June 2021

Date	Account Number	Cash/ Journal	Batch	Details	Debit \$	Credit \$
6/08/2020	906 00007	C	261	Payment to Viola, Frank (DFRA01(00007))	6.41	-
6/08/2020	906 00016	C	262	Payment to Viola, Frank (DFRA01(00016))	1.13	-
6/08/2020	906 00018	C	263	Payment to Viola, Frank (DFRA01(00018))	0.16	-
6/08/2020	906 00020	C	264	Payment to Viola, Frank (DFRA01(00020))	0.16	-
6/08/2020	906 00017	C	265	Payment to Viola, Grace (DFRA01(00017))	6.96	-
6/08/2020	906 00019	C	266	Payment to Viola, Grace (DFRA01(00019))	0.16	-
6/08/2020	906 00021	C	267	Payment to Viola, Grace (DFRA01(00021))	0.17	-
17/08/2020	290 0002	C	131	cba	5,000.00	-
24/08/2020	290 0002	C	101	trf	-	1,000.00
24/08/2020	290 0002	C	118	trf 561	-	3,499.09
24/08/2020	906 00007	C	268	Payment to Viola, Frank (DFRA01(00007))	423.00	-
24/08/2020	906 00016	C	269	Payment to Viola, Frank (DFRA01(00016))	74.64	-
24/08/2020	906 00018	C	270	Payment to Viola, Frank (DFRA01(00018))	10.64	-
24/08/2020	906 00020	C	271	Payment to Viola, Frank (DFRA01(00020))	10.82	-
24/08/2020	906 00017	C	272	Payment to Viola, Grace (DFRA01(00017))	459.43	-
24/08/2020	906 00019	C	273	Payment to Viola, Grace (DFRA01(00019))	10.64	-
24/08/2020	906 00021	C	274	Payment to Viola, Grace (DFRA01(00021))	10.83	-
24/08/2020	906 00007	C	275	Payment to Viola, Frank (DFRA01(00007))	1,480.12	-
24/08/2020	906 00016	C	276	Payment to Viola, Frank (DFRA01(00016))	261.18	-
24/08/2020	906 00018	C	277	Payment to Viola, Frank (DFRA01(00018))	37.24	-
24/08/2020	906 00020	C	278	Payment to Viola, Frank (DFRA01(00020))	37.87	-
24/08/2020	906 00017	C	279	Payment to Viola, Grace (DFRA01(00017))	1,607.58	-
24/08/2020	906 00019	C	280	Payment to Viola, Grace (DFRA01(00019))	37.24	-
24/08/2020	906 00021	C	281	Payment to Viola, Grace (DFRA01(00021))	37.86	-
1/09/2020	290 0007	C	37	RIO 15	-	1,481.95
1/09/2020	205 2060	C	63	RIO 15	1,481.95	-
1/09/2020	290 0006	C	394	WOW DRP 27	-	973.44
1/09/2020	290 0006	C	395	WOW	973.44	-
1/09/2020	605 2584	C	428	WOW	-	973.44
1/09/2020	205 2584	C	430	WOW DRP 27	973.44	-
15/09/2020	290 0002	C	100	trf	-	1,000.00
15/09/2020	906 00007	C	282	Payment to Viola, Frank (DFRA01(00007))	423.00	-
15/09/2020	906 00016	C	283	Payment to Viola, Frank (DFRA01(00016))	74.64	-
15/09/2020	906 00018	C	284	Payment to Viola, Frank (DFRA01(00018))	10.64	-
15/09/2020	906 00020	C	285	Payment to Viola, Frank (DFRA01(00020))	10.82	-
15/09/2020	906 00017	C	286	Payment to Viola, Grace (DFRA01(00017))	459.43	-
15/09/2020	906 00019	C	287	Payment to Viola, Grace (DFRA01(00019))	10.64	-
15/09/2020	906 00021	C	288	Payment to Viola, Grace (DFRA01(00021))	10.83	-
18/09/2020	290 0007	C	41	WES 50	-	2,239.95
18/09/2020	205 2533	C	64	WES 50	2,239.95	-
24/09/2020	290 0007	C	44	WPL 150	-	2,729.95
24/09/2020	290 0007	C	52	FMG 100	-	1,619.95
24/09/2020	205 0995	C	59	FMG 100	1,619.95	-
24/09/2020	205 2583	C	65	WPL 150	2,729.95	-

Frace Superannuation Fund

Audit Trail

As at 30 June 2021

Date	Account Number	Cash/ Journal	Batch	Details	Debit \$	Credit \$
24/09/2020	290 0002	C	117	trf 561	-	2,724.55
24/09/2020	906 00007	C	289	Payment to Viola, Frank (DFRA01(00007))	1,152.48	-
24/09/2020	906 00016	C	290	Payment to Viola, Frank (DFRA01(00016))	203.37	-
24/09/2020	906 00018	C	291	Payment to Viola, Frank (DFRA01(00018))	29.00	-
24/09/2020	906 00020	C	292	Payment to Viola, Frank (DFRA01(00020))	29.48	-
24/09/2020	906 00017	C	293	Payment to Viola, Grace (DFRA01(00017))	1,251.74	-
24/09/2020	906 00019	C	294	Payment to Viola, Grace (DFRA01(00019))	29.00	-
24/09/2020	906 00021	C	295	Payment to Viola, Grace (DFRA01(00021))	29.48	-
30/09/2020	290 0007	C	36	RIO 35	-	3,337.45
30/09/2020	290 0007	C	40	WES 50	-	2,264.95
30/09/2020	290 0007	C	43	WPL 50	-	924.95
30/09/2020	290 0007	C	47	CBA 23	-	1,492.98
30/09/2020	290 0007	C	51	FMG 50	-	844.95
30/09/2020	205 0995	C	61	FMG 50	844.95	-
30/09/2020	205 2060	C	66	RIO 35	3,337.45	-
30/09/2020	205 2533	C	67	WES 50	2,264.95	-
30/09/2020	205 2583	C	68	WPL 50	924.95	-
30/09/2020	205 0660	C	69	CBA 23	1,492.98	-
1/10/2020	290 0007	C	45	ANZ 100	-	1,768.92
1/10/2020	290 0007	C	50	FMG 100	-	1,709.95
1/10/2020	205 0995	C	58	FMG 100	1,709.95	-
1/10/2020	205 0146	C	70	ANZ 100	1,768.92	-
2/10/2020	290 0002	C	99	trf	-	1,000.00
2/10/2020	906 00007	C	296	Payment to Viola, Frank (DFRA01(00007))	423.00	-
2/10/2020	906 00016	C	297	Payment to Viola, Frank (DFRA01(00016))	74.64	-
2/10/2020	906 00018	C	298	Payment to Viola, Frank (DFRA01(00018))	10.64	-
2/10/2020	906 00020	C	299	Payment to Viola, Frank (DFRA01(00020))	10.82	-
2/10/2020	906 00017	C	300	Payment to Viola, Grace (DFRA01(00017))	459.43	-
2/10/2020	906 00019	C	301	Payment to Viola, Grace (DFRA01(00019))	10.64	-
2/10/2020	906 00021	C	302	Payment to Viola, Grace (DFRA01(00021))	10.83	-
6/10/2020	290 0002	C	130	cba	10,000.00	-
15/10/2020	290 0002	C	98	trf	-	1,000.00
15/10/2020	906 00007	C	303	Payment to Viola, Frank (DFRA01(00007))	423.00	-
15/10/2020	906 00016	C	304	Payment to Viola, Frank (DFRA01(00016))	74.64	-
15/10/2020	906 00018	C	305	Payment to Viola, Frank (DFRA01(00018))	10.64	-
15/10/2020	906 00020	C	306	Payment to Viola, Frank (DFRA01(00020))	10.82	-
15/10/2020	906 00017	C	307	Payment to Viola, Grace (DFRA01(00017))	459.43	-
15/10/2020	906 00019	C	308	Payment to Viola, Grace (DFRA01(00019))	10.64	-
15/10/2020	906 00021	C	309	Payment to Viola, Grace (DFRA01(00021))	10.83	-
26/10/2020	290 0002	C	116	trf 561	-	2,027.69
26/10/2020	906 00007	C	310	Payment to Viola, Frank (DFRA01(00007))	857.71	-
26/10/2020	906 00016	C	311	Payment to Viola, Frank (DFRA01(00016))	151.35	-
26/10/2020	906 00018	C	312	Payment to Viola, Frank (DFRA01(00018))	21.58	-
26/10/2020	906 00020	C	313	Payment to Viola, Frank (DFRA01(00020))	21.94	-

Frace Superannuation Fund

Audit Trail

As at 30 June 2021

Date	Account Number	Cash/ Journal	Batch	Details	Debit \$	Credit \$
26/10/2020	906 00017	C	314	Payment to Viola, Grace (DFRA01(00017))	931.58	-
26/10/2020	906 00019	C	315	Payment to Viola, Grace (DFRA01(00019))	21.58	-
26/10/2020	906 00021	C	316	Payment to Viola, Grace (DFRA01(00021))	21.95	-
2/11/2020	290 0002	C	97	trf	-	500.00
2/11/2020	906 00007	C	317	Payment to Viola, Frank (DFRA01(00007))	211.50	-
2/11/2020	906 00016	C	318	Payment to Viola, Frank (DFRA01(00016))	37.32	-
2/11/2020	906 00018	C	319	Payment to Viola, Frank (DFRA01(00018))	5.32	-
2/11/2020	906 00020	C	320	Payment to Viola, Frank (DFRA01(00020))	5.41	-
2/11/2020	906 00017	C	321	Payment to Viola, Grace (DFRA01(00017))	229.71	-
2/11/2020	906 00019	C	322	Payment to Viola, Grace (DFRA01(00019))	5.32	-
2/11/2020	906 00021	C	323	Payment to Viola, Grace (DFRA01(00021))	5.42	-
5/11/2020	290 0002	C	96	trf	-	227.07
5/11/2020	906 00007	C	324	Payment to Viola, Frank (DFRA01(00007))	96.05	-
5/11/2020	906 00016	C	325	Payment to Viola, Frank (DFRA01(00016))	16.95	-
5/11/2020	906 00018	C	326	Payment to Viola, Frank (DFRA01(00018))	2.42	-
5/11/2020	906 00020	C	327	Payment to Viola, Frank (DFRA01(00020))	2.46	-
5/11/2020	906 00017	C	328	Payment to Viola, Grace (DFRA01(00017))	104.32	-
5/11/2020	906 00019	C	329	Payment to Viola, Grace (DFRA01(00019))	2.42	-
5/11/2020	906 00021	C	330	Payment to Viola, Grace (DFRA01(00021))	2.45	-
9/11/2020	290 0002	C	95	trf	-	2,000.00
9/11/2020	906 00007	C	331	Payment to Viola, Frank (DFRA01(00007))	846.00	-
9/11/2020	906 00016	C	332	Payment to Viola, Frank (DFRA01(00016))	149.29	-
9/11/2020	906 00018	C	333	Payment to Viola, Frank (DFRA01(00018))	21.29	-
9/11/2020	906 00020	C	334	Payment to Viola, Frank (DFRA01(00020))	21.64	-
9/11/2020	906 00017	C	335	Payment to Viola, Grace (DFRA01(00017))	918.86	-
9/11/2020	906 00019	C	336	Payment to Viola, Grace (DFRA01(00019))	21.29	-
9/11/2020	906 00021	C	337	Payment to Viola, Grace (DFRA01(00021))	21.63	-
16/11/2020	290 0002	C	94	trf	-	1,500.00
16/11/2020	906 00007	C	338	Payment to Viola, Frank (DFRA01(00007))	634.50	-
16/11/2020	906 00016	C	339	Payment to Viola, Frank (DFRA01(00016))	111.96	-
16/11/2020	906 00018	C	340	Payment to Viola, Frank (DFRA01(00018))	15.96	-
16/11/2020	906 00020	C	341	Payment to Viola, Frank (DFRA01(00020))	16.23	-
16/11/2020	906 00017	C	342	Payment to Viola, Grace (DFRA01(00017))	689.14	-
16/11/2020	906 00019	C	343	Payment to Viola, Grace (DFRA01(00019))	15.96	-
16/11/2020	906 00021	C	344	Payment to Viola, Grace (DFRA01(00021))	16.25	-
17/11/2020	290 0007	C	39	WES 28	-	1,368.45
17/11/2020	290 0007	C	42	WPL 50	-	1,104.95
17/11/2020	290 0007	C	49	FMG 100	-	1,719.85
17/11/2020	205 0995	C	57	FMG 100	1,719.85	-
17/11/2020	205 2533	C	71	WES 28	1,368.45	-
17/11/2020	205 2583	C	72	WPL 50	1,104.95	-
20/11/2020	290 0002	C	115	trf 561	-	3,487.51
20/11/2020	290 0002	C	129	cba	5,000.00	-
20/11/2020	906 00007	C	375	Payment to Viola, Frank (DFRA01(00007))	1,067.51	-

Frace Superannuation Fund

Audit Trail

As at 30 June 2021

Date	Account Number	Cash/ Journal	Batch	Details	Debit \$	Credit \$
4/03/2021	290 0006	C	396	WOW DRP 27	-	1,089.15
4/03/2021	290 0006	C	397	WOW	1,089.15	-
4/03/2021	605 2584	C	429	WOW	-	1,089.15
4/03/2021	205 2584	C	431	WOW DRP 27	1,089.15	-
5/03/2021	290 0007	C	54	RIO 756	-	8,935.65
5/03/2021	205 2060	C	74	RIO 756	8,935.65	-
10/03/2021	290 0007	C	46	BHP 50	-	2,462.90
10/03/2021	290 0007	C	53	RIO 50	-	5,897.40
10/03/2021	205 0380	C	75	BHP 50	2,462.90	-
10/03/2021	205 2060	C	76	RIO 50	5,897.40	-
10/03/2021	290 0002	C	123	cba	1,500.00	-
16/03/2021	290 0007	C	48	FMG 50	-	1,052.45
16/03/2021	205 0995	C	60	FMG 50	1,052.45	-
23/03/2021	290 0002	C	122	cba	5,000.00	-
23/03/2021	290 0002	C	411	TRF 561	-	1,000.00
23/03/2021	906 00007	C	416	Payment to Viola, Frank (DFRA01(00007))	1,000.00	-
16/04/2021	290 0002	C	121	cba	3,000.00	-
23/04/2021	290 0002	C	109	trf 561	-	2,501.10
23/04/2021	906 00016	C	364	Payment to Viola, Frank (DFRA01(00016))	2,501.10	-
28/04/2021	290 0002	C	82	trf	-	2,500.00
28/04/2021	290 0002	C	83	trf	-	2,000.00
28/04/2021	290 0002	C	120	cba	4,900.00	-
28/04/2021	906 00016	C	365	Payment to Viola, Frank (DFRA01(00016))	900.00	-
28/04/2021	906 00018	C	366	Payment to Viola, Frank (DFRA01(00018))	1,600.00	-
28/04/2021	906 00018	C	367	Payment to Viola, Frank (DFRA01(00018))	1,200.00	-
28/04/2021	906 00019	C	368	Payment to Viola, Grace (DFRA01(00019))	800.00	-
24/05/2021	290 0002	C	108	trf 561	-	976.75
24/05/2021	906 00019	C	369	Payment to Viola, Grace (DFRA01(00019))	976.75	-
17/06/2021	290 0002	C	81	trf	-	1,000.00
17/06/2021	906 00021	C	370	Payment to Viola, Grace (DFRA01(00021))	1,000.00	-
24/06/2021	290 0002	C	107	trf 561	-	2,581.90
24/06/2021	906 00019	C	371	Payment to Viola, Grace (DFRA01(00019))	801.90	-
24/06/2021	906 00021	C	372	Payment to Viola, Grace (DFRA01(00021))	1,780.00	-
28/06/2021	290 0002	C	80	trf	-	500.00
28/06/2021	906 00020	C	373	Payment to Viola, Frank (DFRA01(00020))	350.00	-
28/06/2021	906 00019	C	374	Payment to Viola, Grace (DFRA01(00019))	150.00	-
30/06/2021	290 0001	C	2	dep cba	14,000.00	-
30/06/2021	290 0001	C	3	rio	7,335.80	-
30/06/2021	290 0001	C	4	trf wbc sel	5,500.00	-
30/06/2021	290 0001	C	5	dep	2,000.00	-
30/06/2021	290 0001	C	6	bhp	826.36	-
30/06/2021	290 0001	C	7	tls	800.00	-
30/06/2021	290 0001	C	8	ato	562.03	-
30/06/2021	290 0001	C	9	dep	552.74	-

Frace Superannuation Fund

Audit Trail

As at 30 June 2021

Date	Account Number	Cash/ Journal	Batch	Details	Debit \$	Credit \$
30/06/2021	290 0001	C	10	ben	476.00	-
30/06/2021	290 0001	C	11	wbc	356.00	-
30/06/2021	290 0001	C	12	anz	335.00	-
30/06/2021	290 0001	C	13	nab	330.00	-
30/06/2021	290 0001	C	14	int	0.18	-
30/06/2021	290 0001	C	15	commsec	-	34,115.50
30/06/2021	290 0001	C	16	b/c	-	24.50
30/06/2021	290 0002	C	18	int	3.22	-
30/06/2021	290 0002	C	21	b/c	-	4.80
30/06/2021	290 0004	C	22	tf wbc	-	5,500.00
30/06/2021	290 0004	C	23	int	2.63	-
30/06/2021	801 0017	C	24	b/c	4.80	-
30/06/2021	690 0004	C	25	int	-	2.63
30/06/2021	690 0002	C	26	int	-	3.22
30/06/2021	690 0001	C	27	int	-	0.18
30/06/2021	801 0017	C	28	b/c	24.50	-
30/06/2021	605 0146	C	29	anz	-	335.00
30/06/2021	605 0370	C	30	ben	-	476.00
30/06/2021	605 0380	C	31	bhp	-	826.36
30/06/2021	605 1671	C	32	nab	-	330.00
30/06/2021	605 2060	C	33	rio	-	7,335.80
30/06/2021	605 2346	C	34	tls	-	800.00
30/06/2021	605 2553	C	35	wbc	-	356.00
30/06/2021	290 0007	C	56	COMMNSEC	34,115.50	-
30/06/2021	611 0054	C	77	dep cba	-	14,000.00
30/06/2021	611 0054	C	78	dep	-	2,000.00
30/06/2021	450 0009	C	79	ato	-	562.03
30/06/2021	290 0006	C	388	CBA DRP 38	-	2,977.46
30/06/2021	290 0006	C	389	CBA	2,977.46	-
30/06/2021	290 0006	C	391	FMG	514.50	-
30/06/2021	290 0006	C	392	WES DRP 6	-	297.40
30/06/2021	290 0006	C	393	WES	297.40	-
30/06/2021	290 0006	C	399	WPL	38.24	-
30/06/2021	290 0006	C	400	CONT	-	64,952.74
30/06/2021	290 0006	C	401	INT TD	9,886.44	-
30/06/2021	290 0006	C	402	INT TD CBA	4,372.90	-
30/06/2021	290 0006	C	403	TD	54,149.86	-
30/06/2021	290 0006	C	417	S/D CBA TD	-	4,009.20
30/06/2021	605 0660	C	418	CBA	-	2,977.46
30/06/2021	205 0660	C	419	CBA DRP 38	2,977.46	-
30/06/2021	605 0995	C	420	FMG	-	514.50
30/06/2021	601 0084	C	422	INT TD	-	9,886.44
30/06/2021	601 0076	C	423	INT TD CBA	-	4,372.90
30/06/2021	201 0076	C	425	TD	-	54,149.86

Frace Superannuation Fund

Audit Trail

As at 30 June 2021

Date	Account Number	Cash/ Journal	Batch	Details	Debit \$	Credit \$
30/06/2021	205 2739	C	426	WES DRP 6	297.40	-
30/06/2021	605 2739	C	427	WES	-	297.40
30/06/2021	605 2583	C	432	WPL	-	38.24
30/06/2021	300 0001	C	433	S/D CBA TD	4,009.20	-
30/06/2021	860 0004	J	1	Current year tax expense	(7,006.86)	-
30/06/2021	450 0009	J	1	Current year tax expense	-	(7,006.86)
30/06/2021	205 0146	J	1	Unrealised market movement	5,801.08	-
30/06/2021	205 0370	J	1	Unrealised market movement	5,916.00	-
30/06/2021	205 0380	J	1	Unrealised market movement	5,065.60	-
30/06/2021	205 0660	J	1	Unrealised market movement	37,461.28	-
30/06/2021	205 0995	J	1	Unrealised market movement	2,388.85	-
30/06/2021	205 1671	J	1	Unrealised market movement	4,400.00	-
30/06/2021	205 2060	J	1	Realised market movement	1,495.10	-
30/06/2021	205 2060	J	1	Unrealised market movement	29,755.55	-
30/06/2021	205 2346	J	1	Unrealised market movement	3,150.00	-
30/06/2021	205 2533	J	1	Unrealised market movement	1,691.45	-
30/06/2021	205 2553	J	1	Unrealised market movement	3,144.00	-
30/06/2021	205 2583	J	1	Unrealised market movement	792.65	-
30/06/2021	205 2584	J	1	Unrealised market movement	1,720.23	-
30/06/2021	205 2739	J	1	Unrealised market movement	1,484.20	-
30/06/2021	785 0015	J	1	Realised market movement - Domestic Shares	-	1,495.10
30/06/2021	780 0015	J	1	Unrealised market movement - Domestic Shar	-	102,770.89
30/06/2021	211 0054	J	1	Unrealised market movement	20,000.00	-
30/06/2021	780 0013	J	1	Unrealised market movement - Property	-	20,000.00

Transactions that have been reconciled to each other within the Master Clearing Account in the selected report period have not been included in this report.

Frace Superannuation Fund Capital Gains Analysis (2017)

For the year ended 30 June 2017

Account Number	Account Description	Investment Code	Date Acquired	Units	Highest Price	Highest Market Value	Highest Price Date	Purchase/Sale	Adjusted Cost	Gain/Loss
Capital Gains Tax Assets										
205 0146	ANZ Banking Grp Ltd	ANZ	31/03/2015	50.0000	32.95	1,647.50	1/05/2017	N/A	1,864.95	(217.45) \$
205 0146	ANZ Banking Grp Ltd	ANZ	25/03/2015	50.0000	32.95	1,647.50	1/05/2017	N/A	1,867.45	(219.95) \$
205 0146	ANZ Banking Grp Ltd	ANZ	21/01/2016	25.0000	32.95	823.75	1/05/2017	N/A	637.95	185.80 \$
205 0146	ANZ Banking Grp Ltd	ANZ	21/01/2016	25.0000	32.95	823.75	1/05/2017	N/A	639.45	184.30 \$
205 0146	ANZ Banking Grp Ltd	ANZ	5/11/2015	50.0000	32.95	1,647.50	1/05/2017	N/A	1,390.95	256.55 \$
205 0146	ANZ Banking Grp Ltd	ANZ	2/11/2015	50.0000	32.95	1,647.50	1/05/2017	N/A	1,464.95	182.55 \$
205 0146	ANZ Banking Grp Ltd	ANZ	9/11/2015	25.0000	32.95	823.75	1/05/2017	N/A	707.20	116.55 \$
205 0146	ANZ Banking Grp Ltd	ANZ	6/11/2015	25.0000	32.95	823.75	1/05/2017	N/A	704.95	118.80 \$
205 0146	ANZ Banking Grp Ltd	ANZ	4/11/2015	50.0000	32.95	1,647.50	1/05/2017	N/A	1,444.95	202.55 \$
205 0146	ANZ Banking Grp Ltd	ANZ	1/10/2015	55.0000	32.95	1,812.25	1/05/2017	N/A	1,533.65	278.60 \$
205 0146	ANZ Banking Grp Ltd	ANZ	4/09/2015	20.0000	32.95	659.00	1/05/2017	N/A	573.95	85.05 \$
205 0146	ANZ Banking Grp Ltd	ANZ	26/08/2015	25.0000	32.95	823.75	1/05/2017	N/A	729.95	93.80 \$
						14,827.50			13,560.35	1,267.15
205 0370	Bendigo And Adelaide	BEN	19/03/2015	50.0000	13.31	665.50	12/01/2017	N/A	654.95	10.55 \$
205 0370	Bendigo And Adelaide	BEN	20/03/2015	50.0000	13.31	665.50	12/01/2017	N/A	667.45	(1.95) \$
205 0370	Bendigo And Adelaide	BEN	21/01/2016	50.0000	13.31	665.50	12/01/2017	N/A	557.95	107.55 \$
205 0370	Bendigo And Adelaide	BEN	5/11/2015	100.0000	13.31	1,331.00	12/01/2017	N/A	1,100.61	230.39 \$
205 0370	Bendigo And Adelaide	BEN	9/11/2015	100.0000	13.31	1,331.00	12/01/2017	N/A	1,094.95	236.05 \$
205 0370	Bendigo And Adelaide	BEN	1/10/2015	350.0000	13.31	4,658.50	12/01/2017	N/A	3,550.95	1,107.55 \$
205 0370	Bendigo And Adelaide	BEN	25/08/2015	50.0000	13.31	665.50	12/01/2017	N/A	539.95	125.55 \$

Frace Superannuation Fund Capital Gains Analysis (2017)

For the year ended 30 June 2017

Account Number	Account Description	Investment Code	Date Acquired	Units	Highest Price	Highest Market Value	Highest Price Date	Purchase/Sale	Adjusted Cost	Gain/Loss
					9,982.50				8,166.81	1,815.69
205 0380	The Broken Billiton Ltd	BHP	27/05/2011	100.0000	51.65	5,165.00	10/05/2021	N/A	4,041.10	1,123.90 \$
205 0380	The Broken Billiton Ltd	BHP	1/07/2010	100.0000	51.65	5,165.00	10/05/2021	N/A	3,643.07	1,521.93 \$
205 0380	The Broken Billiton Ltd	BHP	10/08/2011	50.0000	51.65	2,582.50	10/05/2021	N/A	1,804.55	777.95 \$
205 0380	The Broken Billiton Ltd	BHP	16/03/2012	50.0000	51.65	2,582.50	10/05/2021	N/A	1,645.88	936.82 \$
205 0380	The Broken Billiton Ltd	BHP	19/03/2015	50.0000	51.65	2,582.50	10/05/2021	N/A	1,377.15	1,205.35 \$
					18,077.50				12,511.55	5,565.95
205 0660	Commonwealth Bank of Australia	CBA	2/04/2008	7.0000	105.91	741.37	17/06/2021	N/A	282.29	459.08 \$
205 0660	Commonwealth Bank of Australia	CBA	30/06/2003	27.0000	105.91	2,859.57	17/06/2021	N/A	733.50	2,126.07 \$
205 0660	Commonwealth Bank of Australia	CBA	11/12/2008	53.0000	105.91	5,613.23	17/06/2021	N/A	1,736.23	3,877.00 \$
205 0660	Commonwealth Bank of Australia	CBA	1/10/2008	21.0000	105.91	2,224.11	17/06/2021	N/A	898.11	1,326.00 \$
205 0660	Commonwealth Bank of Australia	CBA	1/10/2010	22.0000	105.91	2,330.02	17/06/2021	N/A	1,127.10	1,202.92 \$
205 0660	Commonwealth Bank of Australia	CBA	1/04/2011	17.0000	105.91	1,800.47	17/06/2021	N/A	904.20	896.27 \$
205 0660	Commonwealth Bank of Australia	CBA	1/04/2011	19.0000	105.91	2,012.29	17/06/2021	N/A	1,049.40	962.89 \$
205 0660	Commonwealth Bank of Australia	CBA	1/10/2010	26.0000	105.91	2,753.66	17/06/2021	N/A	1,307.30	1,446.36 \$
205 0660	Commonwealth Bank of Australia	CBA	1/07/2010	50.0000	105.91	5,295.50	17/06/2021	N/A	2,493.00	2,802.50 \$
205 0660	Commonwealth Bank of Australia	CBA	16/03/2012	30.0000	105.91	3,177.30	17/06/2021	N/A	1,495.75	1,681.55 \$
205 0660	Commonwealth Bank of Australia	CBA	6/10/2011	28.0000	105.91	2,965.48	17/06/2021	N/A	1,319.76	1,645.72 \$
205 0660	Commonwealth Bank of Australia	CBA	5/04/2012	21.0000	105.91	2,224.11	17/06/2021	N/A	1,000.10	1,224.01 \$
205 0660	Commonwealth Bank of Australia	CBA	6/10/2011	33.0000	105.91	3,495.03	17/06/2021	N/A	1,530.32	1,964.71 \$
205 0660	Commonwealth Bank of Australia	CBA	5/04/2012	24.0000	105.91	2,541.84	17/06/2021	N/A	1,160.39	1,381.45 \$

Frace Superannuation Fund Capital Gains Analysis (2017)

For the year ended 30 June 2017

Account Number	Account Description	Investment Code	Date Acquired	Units	Highest Price	Highest Market Value	Highest Price Date	Purchase/Sale	Adjusted Cost	Gain/Loss
205 0660	Commonwealth Bank of Australia	CBA	5/10/2012	32.0000	105.91	3,389.12	17/06/2021	N/A	1,774.97	1,614.15 \$
205 0660	Commonwealth Bank of Australia	CBA	5/04/2013	22.0000	105.91	2,330.02	17/06/2021	N/A	1,530.12	799.90 \$
205 0660	Commonwealth Bank of Australia	CBA	5/10/2012	27.0000	105.91	2,859.57	17/06/2021	N/A	1,479.47	1,380.10 \$
205 0660	Commonwealth Bank of Australia	CBA	5/04/2013	18.0000	105.91	1,906.38	17/06/2021	N/A	1,275.92	630.46 \$
205 0660	Commonwealth Bank of Australia	CBA	3/10/2013	23.0000	105.91	2,435.93	17/06/2021	N/A	1,600.00	835.93 \$
205 0660	Commonwealth Bank of Australia	CBA	3/04/2014	17.0000	105.91	1,800.47	17/06/2021	N/A	1,281.00	519.47 \$
205 0660	Commonwealth Bank of Australia	CBA	2/04/2015	16.0000	105.91	1,694.56	17/06/2021	N/A	1,457.28	237.28 \$
205 0660	Commonwealth Bank of Australia	CBA	2/10/2014	19.0000	105.91	2,012.29	17/06/2021	N/A	1,563.06	449.23 \$
205 0660	Commonwealth Bank of Australia	CBA	18/02/2016	21.0000	105.91	2,224.11	17/06/2021	N/A	1,534.50	689.61 \$
205 0660	Commonwealth Bank of Australia	CBA	1/10/2015	23.0000	105.91	2,435.93	17/06/2021	N/A	1,669.44	766.49 \$
205 0660	Commonwealth Bank of Australia	CBA	29/09/2016	24.0000	105.91	2,541.84	17/06/2021	N/A	1,767.12	774.72 \$
						65,664.20			33,970.33	31,693.87
205 1671	National Aust. Bank	NAB	19/03/2015	50.0000	34.09	1,704.50	1/05/2017	N/A	1,877.93	(173.43) \$
205 1671	National Aust. Bank	NAB	20/03/2015	50.0000	34.09	1,704.50	1/05/2017	N/A	1,902.43	(197.93) \$
205 1671	National Aust. Bank	NAB	21/01/2016	20.0000	34.09	681.80	1/05/2017	N/A	543.94	137.86 \$
205 1671	National Aust. Bank	NAB	18/01/2016	20.0000	34.09	681.80	1/05/2017	N/A	543.94	137.86 \$
205 1671	National Aust. Bank	NAB	5/11/2015	25.0000	34.09	852.25	1/05/2017	N/A	765.69	86.56 \$
205 1671	National Aust. Bank	NAB	9/11/2015	25.0000	34.09	852.25	1/05/2017	N/A	763.69	88.56 \$
205 1671	National Aust. Bank	NAB	9/11/2015	25.0000	34.09	852.25	1/05/2017	N/A	763.94	88.31 \$
205 1671	National Aust. Bank	NAB	6/11/2015	25.0000	34.09	852.25	1/05/2017	N/A	761.44	90.81 \$
205 1671	National Aust. Bank	NAB	6/11/2015	25.0000	34.09	852.25	1/05/2017	N/A	754.94	97.31 \$

Frace Superannuation Fund Capital Gains Analysis (2017)

For the year ended 30 June 2017

Account Number	Account Description	Investment Code	Date Acquired	Units	Highest Price	Highest Market Value	Highest Price Date	Purchase/Sale	Adjusted Cost	Gain/Loss
205 1671	National Aust. Bank	NAB	4/11/2015	50.0000	34.09	1,704.50	1/05/2017	N/A	1,504.93	199.57 \$
205 1671	National Aust. Bank	NAB	4/11/2015	50.0000	34.09	1,704.50	1/05/2017	N/A	1,529.93	174.57 \$
205 1671	National Aust. Bank	NAB	1/10/2015	44.0000	34.09	1,499.96	1/05/2017	N/A	1,314.73	185.23 \$
205 1671	National Aust. Bank	NAB	9/07/2015	16.0000	34.09	545.44	1/05/2017	N/A	540.34	5.10 \$
205 1671	National Aust. Bank	NAB	25/08/2015	20.0000	34.09	681.80	1/05/2017	N/A	627.94	53.86 \$
205 1671	National Aust. Bank	NAB	25/08/2015	20.0000	34.09	681.80	1/05/2017	N/A	629.94	51.86 \$
						15,851.85			14,825.75	1,026.10
205 2060	Rio Tinto Limited Ordinary Shares	RIO	15/03/2012	5.0000	132.94	664.70	10/05/2021	N/A	323.07	341.63 \$
205 2060	Rio Tinto Limited Ordinary Shares	RIO	16/03/2012	30.0000	132.94	3,988.20	10/05/2021	N/A	1,979.05	2,009.15 \$
205 2060	Rio Tinto Limited Ordinary Shares	RIO	31/05/2012	20.0000	132.94	2,656.80	10/05/2021	N/A	1,163.55	1,495.25 \$
205 2060	Rio Tinto Limited Ordinary Shares	RIO	26/03/2014	100.0000	132.94	13,294.00	10/05/2021	N/A	6,177.95	7,116.05 \$
205 2060	Rio Tinto Limited Ordinary Shares	RIO	2/05/2014	100.0000	132.94	13,294.00	10/05/2021	N/A	6,164.95	7,129.05 \$
205 2060	Rio Tinto Limited Ordinary Shares	RIO	7/05/2014	50.0000	132.94	6,647.00	10/05/2021	N/A	3,074.95	3,572.05 \$
205 2060	Rio Tinto Limited Ordinary Shares	RIO	23/05/2014	10.0000	132.94	1,329.40	10/05/2021	N/A	630.45	698.95 \$
205 2060	Rio Tinto Limited Ordinary Shares	RIO	23/05/2014	50.0000	132.94	6,647.00	10/05/2021	N/A	3,024.95	3,622.05 \$
205 2060	Rio Tinto Limited Ordinary Shares	RIO	4/06/2014	50.0000	132.94	6,647.00	10/05/2021	N/A	2,994.95	3,652.05 \$
205 2060	Rio Tinto Limited Ordinary Shares	RIO	17/12/2014	25.0000	132.94	3,323.50	10/05/2021	N/A	1,389.95	1,933.55 \$
205 2060	Rio Tinto Limited Ordinary Shares	RIO	25/11/2014	50.0000	132.94	6,647.00	10/05/2021	N/A	2,869.20	3,777.80 \$
205 2060	Rio Tinto Limited Ordinary Shares	RIO	2/10/2014	40.0000	132.94	5,317.60	10/05/2021	N/A	2,410.75	2,906.85 \$
205 2060	Rio Tinto Limited Ordinary Shares	RIO	18/12/2014	20.0000	132.94	2,658.80	10/05/2021	N/A	1,071.95	1,586.85 \$
205 2060	Rio Tinto Limited Ordinary Shares	RIO	26/08/2015	15.0000	132.94	1,994.10	10/05/2021	N/A	760.45	1,233.65 \$

Frace Superannuation Fund Capital Gains Analysis (2017)

For the year ended 30 June 2017

Account Number	Account Description	Investment Code	Date Acquired	Units	Highest Price	Highest Market Value	Highest Price Date	Purchase/Sale	Adjusted Cost	Gain/Loss
205 2060	Rio Tinto Limited Ordinary Shares	RIO	25/08/2015	15.0000	132.94	1,994.10	10/05/2021	N/A	740.95	1,253.15
						<u>77,105.20</u>			<u>34,777.12</u>	<u>42,328.08</u>
205 2346	Telstra Corporation Limited	TLS	6/12/2005	273.0000	5.28	1,441.44	9/01/2017	N/A	1,083.81	357.63
205 2346	Telstra Corporation Limited	TLS	10/10/1997	3,000.0000	5.28	15,840.00	9/01/2017	N/A	11,168.19	4,671.81
205 2346	Telstra Corporation Limited	TLS	22/10/1999	600.0000	5.28	3,168.00	9/01/2017	N/A	4,440.00	(1,272.00)
205 2346	Telstra Corporation Limited	TLS	7/04/2015	1,127.0000	5.28	5,950.56	9/01/2017	N/A	7,130.05	(1,179.49)
						<u>26,400.00</u>			<u>23,822.05</u>	<u>2,577.95</u>
205 2553	Westpac Banking Corporation Ordinary Shares	WBC	31/03/2015	50.0000	35.30	1,765.00	1/05/2017	N/A	1,989.95	(224.95)
205 2553	Westpac Banking Corporation Ordinary Shares	WBC	25/03/2015	50.0000	35.30	1,765.00	1/05/2017	N/A	2,012.45	(247.45)
205 2553	Westpac Banking Corporation Ordinary Shares	WBC	21/01/2016	20.0000	35.30	706.00	1/05/2017	N/A	643.95	62.05
205 2553	Westpac Banking Corporation Ordinary Shares	WBC	5/11/2015	25.0000	35.30	882.50	1/05/2017	N/A	817.20	65.30
205 2553	Westpac Banking Corporation Ordinary Shares	WBC	6/11/2015	26.0000	35.30	917.80	1/05/2017	N/A	835.95	81.85
205 2553	Westpac Banking Corporation Ordinary Shares	WBC	4/11/2015	50.0000	35.30	1,765.00	1/05/2017	N/A	1,619.95	145.05
205 2553	Westpac Banking Corporation Ordinary Shares	WBC	1/10/2015	60.0000	35.30	2,118.00	1/05/2017	N/A	1,845.55	272.45
205 2553	Westpac Banking Corporation Ordinary Shares	WBC	3/11/2015	9.0000	35.30	317.70	1/05/2017	N/A	229.50	88.20
205 2553	Westpac Banking Corporation Ordinary Shares	WBC	9/07/2015	16.0000	35.30	564.80	1/05/2017	N/A	551.55	13.25
205 2553	Westpac Banking Corporation Ordinary Shares	WBC	4/09/2015	24.0000	35.30	847.20	1/05/2017	N/A	766.75	80.45
						<u>11,649.00</u>			<u>11,312.80</u>	<u>336.20</u>
205 2584	Woolworths Ordinary Shares	WOW	9/10/2009	8.0000	43.70	349.60	16/06/2021	N/A	236.60	113.00
205 2584	Woolworths Ordinary Shares	WOW	7/04/2007	17.0000	43.70	742.90	16/06/2021	N/A	462.32	280.58
205 2584	Woolworths Ordinary Shares	WOW	24/04/2009	27.0000	43.70	1,179.90	16/06/2021	N/A	670.94	508.96

Frace Superannuation Fund Capital Gains Analysis (2017)

For the year ended 30 June 2017

Account Number	Account Description	Investment Code	Date Acquired	Units	Highest Price	Highest Market Value	Highest Price Date	Purchase/Sale	Adjusted Cost	Gain/Loss
205 2584	Woolworths Ordinary Shares	WOW	15/10/1997	22.0000	43.70	961.40	16/06/2021	N/A	86.07	875.33 \$
205 2584	Woolworths Ordinary Shares	WOW	8/10/2004	22.0000	43.70	961.40	16/06/2021	N/A	290.55	670.85 \$
205 2584	Woolworths Ordinary Shares	WOW	28/04/2006	20.0000	43.70	874.00	16/06/2021	N/A	357.44	516.56 \$
205 2584	Woolworths Ordinary Shares	WOW	30/11/1993	16.0000	43.70	699.20	16/06/2021	N/A	51.57	647.63 \$
205 2584	Woolworths Ordinary Shares	WOW	15/06/1993	410.0000	43.70	17,917.00	16/06/2021	N/A	1,075.31	16,841.69 \$
205 2584	Woolworths Ordinary Shares	WOW	3/10/2008	24.0000	43.70	1,048.80	16/06/2021	N/A	659.86	388.94 \$
205 2584	Woolworths Ordinary Shares	WOW	5/10/2007	17.0000	43.70	742.90	16/06/2021	N/A	522.07	220.83 \$
205 2584	Woolworths Ordinary Shares	WOW	5/10/2000	21.0000	43.70	917.70	16/06/2021	N/A	137.08	780.62 \$
205 2584	Woolworths Ordinary Shares	WOW	30/11/1994	19.0000	43.70	830.30	16/06/2021	N/A	51.37	778.93 \$
205 2584	Woolworths Ordinary Shares	WOW	4/04/2001	17.0000	43.70	742.90	16/06/2021	N/A	129.40	613.50 \$
205 2584	Woolworths Ordinary Shares	WOW	3/10/2003	22.0000	43.70	961.40	16/06/2021	N/A	244.59	716.81 \$
205 2584	Woolworths Ordinary Shares	WOW	30/04/2004	22.0000	43.70	961.40	16/06/2021	N/A	249.21	712.19 \$
205 2584	Woolworths Ordinary Shares	WOW	17/11/1995	24.0000	43.70	1,048.80	16/06/2021	N/A	69.04	979.76 \$
205 2584	Woolworths Ordinary Shares	WOW	30/04/1999	18.0000	43.70	786.60	16/06/2021	N/A	79.63	706.97 \$
205 2584	Woolworths Ordinary Shares	WOW	6/10/2006	21.0000	43.70	917.70	16/06/2021	N/A	402.11	515.59 \$
205 2584	Woolworths Ordinary Shares	WOW	9/10/1998	17.0000	43.70	742.90	16/06/2021	N/A	88.87	654.03 \$
205 2584	Woolworths Ordinary Shares	WOW	5/10/2001	15.0000	43.70	655.50	16/06/2021	N/A	165.21	490.29 \$
205 2584	Woolworths Ordinary Shares	WOW	30/04/2003	18.0000	43.70	786.60	16/06/2021	N/A	206.54	580.06 \$
205 2584	Woolworths Ordinary Shares	WOW	24/04/1998	15.0000	43.70	655.50	16/06/2021	N/A	78.27	577.23 \$
205 2584	Woolworths Ordinary Shares	WOW	24/04/2008	20.0000	43.70	874.00	16/06/2021	N/A	596.36	277.64 \$
205 2584	Woolworths Ordinary Shares	WOW	8/10/2002	17.0000	43.70	742.90	16/06/2021	N/A	203.62	539.28 \$

Frace Superannuation Fund Capital Gains Analysis (2017)

For the year ended 30 June 2017

Account Number	Account Description	Investment Code	Date Acquired	Units	Highest Price	Highest Market Value	Highest Price Date	Purchase/Sale	Adjusted Cost	Gain/Loss
205 2584	Woolworths Ordinary Shares	WOW	23/04/2010	28.0000	43.70	1,223.60	16/06/2021	N/A	769.72	453.88 \$
205 2584	Woolworths Ordinary Shares	WOW	26/04/1996	22.0000	43.70	961.40	16/06/2021	N/A	61.32	900.08 \$
205 2584	Woolworths Ordinary Shares	WOW	12/11/1996	28.0000	43.70	1,223.60	16/06/2021	N/A	71.11	1,152.49 \$
205 2584	Woolworths Ordinary Shares	WOW	5/10/1999	20.0000	43.70	874.00	16/06/2021	N/A	100.78	773.22 \$
205 2584	Woolworths Ordinary Shares	WOW	28/04/2000	21.0000	43.70	917.70	16/06/2021	N/A	102.64	815.06 \$
205 2584	Woolworths Ordinary Shares	WOW	30/04/2002	14.0000	43.70	611.80	16/06/2021	N/A	167.61	444.19 \$
205 2584	Woolworths Ordinary Shares	WOW	28/04/1995	19.0000	43.70	830.30	16/06/2021	N/A	52.52	777.78 \$
205 2584	Woolworths Ordinary Shares	WOW	15/10/2010	31.0000	43.70	1,354.70	16/06/2021	N/A	918.04	436.66 \$
205 2584	Woolworths Ordinary Shares	WOW	29/04/2011	33.0000	43.70	1,442.10	16/06/2021	N/A	861.02	581.08 \$
205 2584	Woolworths Ordinary Shares	WOW	14/10/2011	40.0000	43.70	1,748.00	16/06/2021	N/A	1,002.97	745.03 \$
205 2584	Woolworths Ordinary Shares	WOW	27/04/2012	37.0000	43.70	1,616.90	16/06/2021	N/A	933.89	683.01 \$
205 2584	Woolworths Ordinary Shares	WOW	12/10/2012	38.0000	43.70	1,660.60	16/06/2021	N/A	1,085.89	574.71 \$
205 2584	Woolworths Ordinary Shares	WOW	26/04/2013	30.0000	43.70	1,311.00	16/06/2021	N/A	1,033.54	277.46 \$
205 2584	Woolworths Ordinary Shares	WOW	11/10/2013	32.0000	43.70	1,398.40	16/06/2021	N/A	1,136.00	262.40 \$
205 2584	Woolworths Ordinary Shares	WOW	24/04/2014	30.0000	43.70	1,311.00	16/06/2021	N/A	1,060.80	250.20 \$
205 2584	Woolworths Ordinary Shares	WOW	25/11/2014	39.0000	43.70	1,704.30	16/06/2021	N/A	1,256.89	447.41 \$
205 2584	Woolworths Ordinary Shares	WOW	8/12/2014	100.0000	43.70	4,370.00	16/06/2021	N/A	3,099.95	1,270.05 \$
205 2584	Woolworths Ordinary Shares	WOW	19/03/2015	50.0000	43.70	2,185.00	16/06/2021	N/A	1,499.45	685.55 \$
205 2584	Woolworths Ordinary Shares	WOW	5/03/2015	100.0000	43.70	4,370.00	16/06/2021	N/A	3,009.95	1,360.05 \$
205 2584	Woolworths Ordinary Shares	WOW	10/10/2014	31.0000	43.70	1,354.70	16/06/2021	N/A	1,101.60	253.10 \$
205 2584	Woolworths Ordinary Shares	WOW	24/04/2015	43.0000	43.70	1,879.10	16/06/2021	N/A	1,239.50	639.60 \$

Frace Superannuation Fund Capital Gains Analysis (2017)

For the year ended 30 June 2017

Account Number	Account Description	Investment Code	Date Acquired	Units	Highest Price	Highest Market Value	Highest Price Date	Purchase/Sale	Adjusted Cost	Gain/Loss
205 2584	Woolworths Ordinary Shares	WOW	9/10/2015	56.0000	43.70	2,447.20	16/06/2021	N/A	1,380.96	1,066.24 ^S
205 2584	Woolworths Ordinary Shares	WOW	8/04/2016	39.0000	43.70	1,704.30	16/06/2021	N/A	868.56	835.74 ^S
205 2584	Woolworths Ordinary Shares	WOW	4/09/2015	25.0000	43.70	1,092.50	16/06/2021	N/A	669.95	422.55 ^S
205 2584	Woolworths Ordinary Shares	WOW	7/10/2016	29.0000	43.70	1,267.30	16/06/2021	N/A	664.28	603.02 ^S
						<u>77,960.80</u>			<u>31,262.97</u>	<u>46,697.83</u>
211 0054	Land and Buildings Shop 6 92 Hawdon Street Heidelberg		30/06/2002	102.844.4700	450,000.00	46,280,011,500.00	30/06/2021	N/A	1.00	46,280,011,499.00 ^S
						<u>46,280,011,500.00</u>			<u>1.00</u>	<u>46,280,011,499.00</u>
	TOTALS					<u><u>46,280,329,018.55</u></u>			<u><u>194,210.73</u></u>	<u><u>46,280,144,807.82</u></u>
	GRAND TOTAL									<u><u>46,280,144,807.82</u></u>

The Capital Gains Tax Relief measures allow a segregated super fund with eligible CGT assets, to commute assets from pension phase to accumulation phase, on any date between 9/11/2016 and 30/06/2017. This report identifies the highest value of individual assets during this period.

S = Segregated pension asset