

SUSAN FIELDING SF

Statement of Financial Position**As At 30 Jun 2023**

	As at 30 Jun 2022	Quantity	As at 30 Jun 2023	Quantity
	Balance		Balance	
Assets				
Investments				
Shares in Listed Companies				
Agrimin Limited	\$ 0.00		\$ 8,000.00	50,000
Alumina Limited	\$ 4,103.46	2,801	\$ 3,879.38	2,801
AMP Limited	\$ 863.32	904	\$ 1,046.38	926
BHP	\$ 288,750.00	7,000	\$ 314,930.00	7,000
Bubs Australia Limited	\$ 36,300.00	60,000	\$ 10,800.00	60,000
CBA	\$ 5,784.32	64	\$ 6,718.09	67
Cochlear Limited	\$ 397,400.00	2,000	\$ 458,140.00	2,000
CSL Limited	\$ 807,180.00	3,000	\$ 832,140.00	3,000
Fortescue Metals Group Ltd	\$ 158,506.26	9,042	\$ 221,356.40	9,980
Naitonal Australia Bank Limited	\$ 147,467.76	5,384	\$ 148,885.02	5,646
Pilbara Minerals Limited	\$ 57,250.00	25,000	\$ 122,250.00	25,000
QBE Insurance Group	\$ 425.25	35	\$ 548.45	35
Ramsay Health	\$ 146,480.00	2,000	\$ 112,580.00	2,000
Resmed Inc - Cdi 10:1 Foreign Exempt Nys	\$ 80,690.00	1,000	\$ 32,810.00	1,000
Rio Tinto Limited	\$ 154,050.00	1,500	\$ 172,035.00	1,500
Santos Limited	\$ 15,025.50	2,025	\$ 15,228.00	2,025
Sonic Healthcare Limited	\$ 33,010.00	1,000	\$ 35,570.00	1,000
South32 Limited	\$ 23,640.00	6,000	\$ 22,560.00	6,000
Telstra Corporation Limited	\$ 20,439.65	5,309	\$ 22,828.70	5,309
The A2 Milk Company Limited	\$ 17,560.00	4,000	\$ 19,560.00	4,000
Tombola Gold Ltd	\$ 0.00		\$ 6,750.00	250,000
Westpac Banking Corporation	\$ 620,724.00	31,832	\$ 720,673.14	33,771
Woodside Energy Group Ltd	\$ 40,245.76	1,264	\$ 43,532.16	1,264
Total Shares in Listed Companies	\$ 3,005,895.28		\$ 3,332,820.72	
Total Investments	\$ 3,005,895.28		\$ 3,332,820.72	
Other Assets				
Cash At Bank				
I.B.D UBANK *357	\$ 125,123.71		\$ 0.00	
ING Business Optimiser	\$ 65,674.75		\$ 66,001.17	
St George Freedom Business Account	\$ 86,649.14		\$ 387,955.14	
St George DIY Super Saver	\$ 2,423.75		\$ 42,873.23	
TD 6 Month*280	\$ 56,845.04		\$ 0.00	
UBA bank Account-*8023	\$ 110,310.01		\$ 0.00	
Total Cash At Bank	\$ 447,026.40		\$ 496,829.54	
DRP Residual				
CBA	\$ 0.00		\$ -20.28	
Fortescue Metals Group Ltd	\$ 0.00		\$ 9.53	
Naitonal Australia Bank Limited	\$ 0.00		\$ -6.15	
Westpac Banking Corporation	\$ 0.00		\$ 6.52	
Total DRP Residual	\$ 0.00		\$ -10.38	
Receivables				
Investment Income Receivable				
Dividends				
Shares in Listed Companies				
Pilbara Minerals Limited	\$ 0.00		\$ 2,750.00	
QBE Insurance Group	\$ 30.10		\$ 0.00	
Total Shares in Listed Companies	\$ 30.10		\$ 2,750.00	
Total Dividends	\$ 30.10		\$ 2,750.00	
Total Investment Income Receivable	\$ 30.10		\$ 2,750.00	
Total Receivables	\$ 30.10		\$ 2,750.00	
Current Tax Assets				
Income Tax Payable	\$ 0.00		\$ 0.90	
Provision for Income Tax	\$ -18,973.80		\$ -19,086.45	
Withholding Credits				
Shares in Listed Companies				
QBE Insurance Group	\$ 1.00		\$ 1.00	
Sonic Healthcare Limited	\$ 90.00		\$ 0.00	

Total Shares in Listed Companies	\$	91.00	\$	1.00
Total Withholding Credits	\$	91.00	\$	1.00
Franking Credits				
Shares in Listed Companies				
Alumina Limited	\$	102.62	\$	73.41
AMP Limited	\$	0.00	\$	1.94
BHP	\$	30,508.91	\$	11,746.43
CBA	\$	100.39	\$	116.10
Cochlear Limited	\$	0.00	\$	962.14
CSL Limited	\$	204.39	\$	226.07
Fortescue Metals Group Ltd	\$	8,158.40	\$	7,793.60
Naitonal Australia Bank Limited	\$	2,832.03	\$	3,526.00
Pilbara Minerals Limited	\$	0.00	\$	1,178.57
QBE Insurance Group	\$	0.49	\$	0.63
Ramsay Health	\$	1,298.57	\$	844.28
Rio Tinto Limited	\$	9,147.21	\$	4,565.50
Santos Limited	\$	138.51	\$	0.00
Sonic Healthcare Limited	\$	324.64	\$	437.14
South32 Limited	\$	499.18	\$	834.84
Telstra Corporation Limited	\$	364.04	\$	386.80
Westpac Banking Corporation	\$	15,631.03	\$	18,536.56
Woodside Energy Group Ltd	\$	0.00	\$	2,033.56
Total Shares in Listed Companies	\$	69,310.41	\$	53,263.57
Total Franking Credits	\$	69,310.41	\$	53,263.57
Foreign Tax Credits				
Shares in Listed Companies				
Resmed Inc - Cdi 10:1 Foreign Exempt No 20			\$	77.77
Total Shares in Listed Companies	\$	0.00	\$	77.77
Total Foreign Tax Credits	\$	0.00	\$	77.77
Excessive Foreign Tax Credit Write-off		0.00	\$	-26.12
Total Current Tax Assets	\$	50,427.61	\$	34,230.67
Total Other Assets	\$	497,484.11	\$	533,799.83
Total Assets	\$	3,503,379.39	\$	3,866,620.55

Liabilities**Member Payments****Pensions Paid**

Mrs Susan Fielding

Susan Fielding

\$ 1,890.00

\$ 0.00

Total Mrs Susan Fielding

\$ 1,890.00

\$ 0.00

Total Pensions Paid

\$ 1,890.00

\$ 0.00

Total Member Payments

\$ 1,890.00

\$ 0.00

Total Liabilities

\$ 1,890.00

\$ 0.00

Net Assets

Total Net Assets

\$ 3,501,489.39

\$ 3,866,620.55

Member Entitlements**Member Entitlement Accounts**

Mrs Susan Fielding

Accumulation

Susan Fielding

\$ 2,313,775.62

\$ 1,187,713.77

\$ 2,576,461.96

\$ 1,290,158.59

Total Mrs Susan Fielding

\$ 3,501,489.39

\$ 3,866,620.55

Total Member Entitlement Accounts

\$ 3,501,489.39

\$ 3,866,620.55

Total Member Entitlements

\$ 3,501,489.39

\$ 3,866,620.55

SUSAN FIELDING SF

Operating Statement**From 1 Jul 2022 to 30 Jun 2023**

	1 Jul 2021 to 30 Jun 2022	1 Jul 2022 to 30 Jun 2023
Income		
Investment Gains		
Market Gains		
Shares in Listed Companies		
Agrimin Limited	\$ 0.00	\$ -9,554.25
Alumina Limited	\$ -504.18	\$ -224.08
AMP Limited	\$ -153.68	\$ 160.46
BHP	\$ -51,240.00	\$ 26,180.00
Bubs Australia Limited	\$ 10,200.00	\$ -25,500.00
CBA	\$ -641.87	\$ 642.59
Cochlear Limited	\$ -105,940.00	\$ 60,740.00
CSL Limited	\$ -48,390.00	\$ 24,960.00
Fortescue Metals Group Ltd	\$ -26,865.43	\$ 44,674.60
Naitonal Australia Bank Limited	\$ 6,036.46	\$ -6,816.23
Pilbara Minerals Limited	\$ 21,000.00	\$ 65,000.00
QBE Insurance Group	\$ 47.60	\$ 123.20
Ramsay Health	\$ 20,580.00	\$ -33,900.00
Resmed Inc - Cdi 10:1 Foreign Exempt Nyse	\$ 2,603.21	\$ 2,120.00
Rio Tinto Limited	\$ -35,910.00	\$ 17,985.00
Santos Limited	\$ 668.25	\$ 202.50
Sonic Healthcare Limited	\$ -5,390.00	\$ 2,560.00
South32 Limited	\$ 6,060.00	\$ -1,080.00
Telstra Corporation Limited	\$ 477.81	\$ 2,389.05
The A2 Milk Company Limited	\$ -6,440.00	\$ 2,000.00
Tombola Gold Ltd	\$ 0.00	\$ -29.95
Westpac Banking Corporation	\$ -195,958.90	\$ 56,703.68
Woodside Energy Group Ltd	\$ 2,629.12	\$ 3,286.40
Total Shares in Listed Companies	\$ -407,131.61	\$ 232,622.97
Total Market Gains	\$ -407,131.61	\$ 232,622.97
Total Investment Gains	\$ -407,131.61	\$ 232,622.97
Investment Income		
Dividends		
Shares in Listed Companies		
Alumina Limited	\$ 342.06	\$ 244.71
AMP Limited	\$ 0.00	\$ 24.54
BHP	\$ 101,696.35	\$ 39,154.75
CBA	\$ 334.64	\$ 387.00
Cochlear Limited	\$ 5,900.00	\$ 6,962.14
CSL Limited	\$ 9,242.06	\$ 10,365.36
Fortescue Metals Group Ltd	\$ 27,194.66	\$ 25,978.67
Naitonal Australia Bank Limited	\$ 9,440.09	\$ 11,753.34
Pilbara Minerals Limited	\$ 0.00	\$ 3,928.57
QBE Insurance Group	\$ 11.99	\$ 15.28
Ramsay Health	\$ 4,328.57	\$ 2,814.28
Rio Tinto Limited	\$ 30,490.71	\$ 15,218.35
Santos Limited	\$ 533.44	\$ 674.13
Sonic Healthcare Limited	\$ 1,274.64	\$ 1,457.14
South32 Limited	\$ 1,663.93	\$ 2,782.80
Telstra Corporation Limited	\$ 1,213.48	\$ 1,289.32
Westpac Banking Corporation	\$ 52,103.44	\$ 61,788.54
Woodside Energy Group Ltd	\$ 0.00	\$ 6,778.53
Total Shares in Listed Companies	\$ 245,770.06	\$ 191,617.45
Total Dividends	\$ 245,770.06	\$ 191,617.45
Foreign Income		
Foreign Dividend		
Shares in Listed Companies		
Resmed Inc - Cdi 10:1 Foreign Exempt Nyse	\$ 0.00	\$ 259.21
Total Shares in Listed Companies	\$ 0.00	\$ 259.21
Total Foreign Dividend	\$ 0.00	\$ 259.21
Total Foreign Income	\$ 0.00	\$ 259.21
Interest		
Cash At Bank		

I.B.D UBANK *357	\$	545.96	\$	140.38
ING Business Optimiser	\$	65.64	\$	326.42
St George DIY Super Saver	\$	1.30	\$	449.48
TD 6 Month*280	\$	247.96	\$	64.48
UBA bank Account-*8023	\$	643.71	\$	374.28
Total Cash At Bank	\$	1,504.57	\$	1,355.04
Other Fixed Interest Securities				
NAB Term Deposit 1	\$	0.00	\$	664.47
NAB Term Deposit 2	\$	0.00	\$	1,077.99
NAB Term Deposit 3	\$	0.00	\$	625.60
Total Other Fixed Interest Securities	\$	0.00	\$	2,368.06
Total Interest	\$	1,504.57	\$	3,723.10
Total Investment Income	\$	247,274.63	\$	195,599.76
Total Income	\$	-159,856.98	\$	428,222.73

Expenses**Member Payments****Pensions Paid**

Mrs Susan Fielding
Susan Fielding

\$ 31,890.00 \$ 40,110.00

Total Mrs Susan Fielding

\$ 31,890.00 \$ 40,110.00

Total Pensions Paid

\$ 31,890.00 \$ 40,110.00

Total Member Payments

\$ 31,890.00 \$ 40,110.00

Other Expenses

Accountancy Fee

\$ 2,163.00 \$ 2,398.00

Actuarial Fee

\$ 198.00 \$ 198.00

Adviser Fee

\$ 0.00 \$ 885.00

Auditor Fee

\$ 885.00 \$ 0.00

Bank Fees

Cash At Bank

St George Freedom Business Account

\$ 40.00 \$ 70.00

Total Cash At Bank

\$ 40.00 \$ 70.00

Total Bank Fees

\$ 40.00 \$ 70.00

Regulatory Fees

\$ 56.00 \$ 59.00

SMSF Supervisory Levy

\$ 259.00 \$ 259.00

Total Other Expenses

\$ 3,601.00 \$ 3,869.00

Total Expenses

\$ 35,491.00 \$ 43,979.00

Income Tax**Income Tax Expense**

Income Tax Expense

\$ 18,973.80 \$ 19,086.45

Excessive Foreign Tax Credit Writeoff Expense

\$ 0.00 \$ 26.12

Total Income Tax Expense

\$ 18,973.80 \$ 19,112.57

Total Income Tax

\$ 18,973.80 \$ 19,112.57

Net Profit (Loss) Total

\$ -214,321.78 \$ 365,131.16

Level 2/11 York Street
Sydney NSW 2000

GPO Box 5311
Sydney NSW 2001

limeactuarial.com.au
certificates@limeactuarial.com.au
1300 546 300
02 8096 5901

17 July 2023

Certificate No. 308408.1

The Trustees
SUSAN FIELDING SUPERANNUATION FUND

Dear Trustees,

SECTION 295-390 ACTUARIAL CERTIFICATE

This Actuarial Certificate is prepared for SUSAN FIELDING SUPERANNUATION FUND for the financial year ending 30 June 2023. It complies with The Institute of Actuaries of Australia Professional Standard 406.

Information I have relied upon

This Actuarial Certificate relies upon information provided to us by Ocean View Solutions Pty Ltd on behalf of the Trustees of SUSAN FIELDING SUPERANNUATION FUND. The key information I have relied upon is shown in Appendix 1.

You have stated that:

- Any assets segregated by election (using separate asset pools) have been removed from the data entered.
- The Fund has met the Minimum Pension Standards. That is, the required minimum amount has been withdrawn from the pension during the financial year.
- The types of pensions in the Fund include Allocated Pensions, Market-linked pensions, Term allocated pensions and Account based pensions. They do not include Defined Benefits pensions.
- The pensions valued meet the requirements to be considered Retirement Superannuation Income Streams under the Income Tax Assessment Act 1997.

My calculations have been based on draft financial statements. If any information provided, as shown in Appendix 1, changes materially then you should revise that information and obtain an updated Actuarial Certificate. If you don't have login details then you can contact Lime Actuarial to obtain your login details. There is no charge for updating your Actuarial Certificate.

Exempt proportion

The fund had unsegregated assets during these periods:

- 1 July 2022 to 30 June 2023

For the remainder of the year (if applicable), all assets were segregated. During the period where there were unsegregated assets, the exempt proportion of assessable income is calculated as follows:

	Start of year	End of year	Average
Unsegregated Retirement Income Stream Liabilities	\$1,187,714	\$1,290,075*	\$1,170,870
Unsegregated Superannuation liabilities	\$3,501,489	\$3,870,521*	\$3,485,376
Exempt Proportion			33.59%

*Estimate

The estimated net assets at 30 June 2023 were \$3,870,521.

The average liabilities are calculated with regard to all transactions taking place during the period in which there were unsegregated assets.

I certify that **33.59%** of investment income earned by the fund during the year ended 30 June 2023 and relating to unsegregated assets, is exempt from tax. The specific exempt percentages for each member are:

	Tax exempt %	Taxable %
Susan Margaret Fielding	33.59%	66.41%
Reserves	0.00%	0.00%
Total	33.59%	66.41%

Adequacy

By definition, the value of assets and liabilities of account based income streams must be equal. Therefore I am satisfied that the value of assets at 30 June 2023 is sufficient to meet the fund's liabilities as they fall due.

Yours sincerely,



Greg Einfeld MEc, MBA
Fellow of the Institute of Actuaries of Australia

APPENDIX 1: INFORMATION YOU HAVE PROVIDED

Fund details

Fund name	SUSAN FIELDING SUPERANNUATION FUND
Fund ABN	45036761904
Trustee Type	Corporate
Trustee name	Sunev Pty Ltd
Financial Year	2022-2023
Fund established during the financial year?	No
Fund wound up during the financial year?	No
Are there any assets segregated by election?	No

Member details

Member name	Date of birth	Joined during this year?	Exited the fund?	Exit the fund as a result of death?
Susan Margaret Fielding	11/02/1949	No	No	No

Opening Balances

Name	Non Retirement Balance	Retirement Balance	Fund Reserves
Susan Margaret Fielding	\$2,313,775.62	\$1,187,713.77	N/A
Reserve	N/A	N/A	\$0.00

Eligibility for Segregation

Name	Yes / No
The fund is eligible for segregation	No

Member Cash (External) Transactions

Transaction Type	Date	Amount	Member
Retirement Withdrawal	28/12/2022	\$30,110.00	Susan Margaret Fielding
Retirement Withdrawal	20/04/2023	\$10,000.00	Susan Margaret Fielding

Non Cash (Internal) Transactions

Transaction Type	Date	Member	Amount
No non cash (Internal) transactions found.			

Closing Balances

Date	Amount
30/6/2023	\$3,870,520.61*

*Estimate

APPENDIX 2:

Description of Member Cash Transaction Types

Transaction Type	Includes
Concessional Contribution	One off and regular Concessional contributions
Non-Concessional Contribution	Non-Concessional Contributions
Transfer In	Transfers from outside the fund into accumulation accounts including Rollovers In and Insurance claims received.
Non Retirement Withdrawal	One off and regular amounts paid out of the fund from TTR accounts where the member has not met a condition of release and from accumulation accounts. Includes lump sum benefits, death benefits, rollovers out, insurance premiums, and pension drawdowns from TTR accounts where the member has not met a condition of release.
Retirement Withdrawal	One off and regular amounts paid out of the fund from TTR accounts where the member has met a condition of release and from Account Based Pension accounts. Includes pension drawdowns, lump sum benefits, death benefits, rollovers out, insurance premiums.

Description of Non-Cash Transaction Types

Transaction Type	Includes
Account Based Pension Commencements	Account Based Pensions commenced during the financial year. Do not include pensions commenced in previous years, these are shown as opening balances. Do not include TTR Pensions. An Account Based Pension commencement involves transferring member balances from Accumulation to Account Based Pension.
Retirement Pension Commutation	Retirement Pensions ceased either in part or in entirety, where balances are transferred from Retirement (TTR pension where a condition of release has been met, and Account Based Pension) to Accumulation.
Retirement Pension Reversion	Transfers of a retirement pension balance from a deceased member to a surviving spouse.
Conversions from TTR to Retirement Pension	Conversion of a TTR to a Retirement Pension when a member meets a condition of release.
Contribution Split	Contributions which are split from one spouse to another. The amount split will be up to 85% of the original concessional contribution. Note that the original concessional contribution will also be shown on this form if it took place in the same year.
Transfers from Reserves to Non Retirement	Transfer from reserve account to a member Accumulation account or TTR pension.
Transfers from Reserves to Retirement	Transfer from reserve account to a member TTR pension where a condition of release has been met or Account Based Pension.

APPENDIX 3: ASSUMPTIONS

I have assumed that all transactions occur before investment income is earned each day

No assumptions are required to calculate the rate of increase in pension liability and earning rate as by definition, the value of assets and liabilities of account based income streams must be equal.

Financial Year Summary

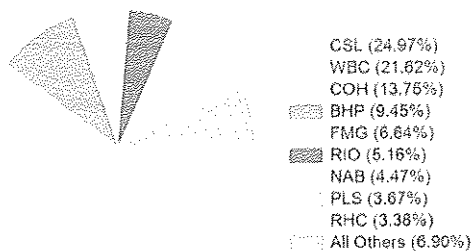
CommSec

1 JULY 2022 - 30 JUNE 2023

Portfolio Valuation	Account Number	Account Name	Value as at 30 June 2023
Shares	4427508	SUNEV PTY LTD <SUSAN FIELDING S/F A/C>	\$3,332,820.73

Allocation as at 30 June 2023

Shares in your portfolio



Estimated Interest & Dividends

2022-2023 Financial Year


Est. Franked Dividends	\$124,281.51
Est. Unfranked Dividends	\$14,252.83
Est. Franking Credits	\$53,263.50
Est. Interest Received from Interest Rate Securities	\$0.00

Fees & Charges

2022-2023 Financial Year

Total Brokerage (inc. GST)	\$84.20
Total Subscriptions (inc. GST)	\$0.00
Other Fees (inc. GST)	\$0.00

Sectors in your portfolio



Portfolio Valuation

CommSec

30 JUNE 2023

SHARES - 4427508 - HIN 58594610

SUNEV PTY LTD <SUSAN FIELDING S/F A/C>

Portfolio	Units	Unit Price	Portfolio Value	% of Portfolio
A2M - THE A2 MILK COMPANY FPO (ORDINARY FULLY PAID)	4,000	\$4.8900	\$19,560.00	0.59%
AMN - AGRIMIN LTD FPO (ORDINARY FULLY PAID)	50,000	\$0.1600	\$8,000.00	0.24%
AMP - AMP LIMITED FPO (ORDINARY FULLY PAID)	926	\$1.1300	\$1,046.38	0.03%
AWC - ALUMINA LIMITED FPO (ORDINARY FULLY PAID)	2,801	\$1.3850	\$3,879.39	0.12%
BHP - BHP GROUP LIMITED FPO (ORDINARY FULLY PAID)	7,000	\$44.9900	\$314,930.00	9.45%
BUB - BUBS AUST LTD FPO (ORDINARY FULLY PAID)	60,000	\$0.1800	\$10,800.00	0.32%
CBA - COMMONWEALTH BANK. FPO (ORDINARY FULLY PAID)	67	\$100.2700	\$6,718.09	0.20%
COH - COCHLEAR LIMITED FPO (ORDINARY FULLY PAID)	2,000	\$229.0700	\$458,140.00	13.75%
CSL - CSL LIMITED FPO (ORDINARY FULLY PAID)	3,000	\$277.3800	\$832,140.00	24.97%
FMG - FORTESCUE METALS GRP FPO (ORDINARY FULLY PAID)	9,980	\$22.1800	\$221,356.40	6.64%
NAB - NATIONAL AUST. BANK FPO (ORDINARY FULLY PAID)	5,646	\$26.3700	\$148,885.02	4.47%
PLS - PILBARA MIN LTD FPO (ORDINARY FULLY PAID)	25,000	\$4.8900	\$122,250.00	3.67%
QBE - QBE INSURANCE GROUP FPO (ORDINARY FULLY PAID)	35	\$15.6700	\$548.45	0.02%
RHC - RAMSAY HEALTH CARE FPO (ORDINARY FULLY PAID)	2,000	\$56.2900	\$112,580.00	3.38%
RIO - RIO TINTO LIMITED FPO (ORDINARY FULLY PAID)	1,500	\$114.6900	\$172,035.00	5.16%
RMD - RESMED INC CDI 10:1 (CDI 10:1 FOREIGN EXEMPT NYSE)	1,000	\$32.8100	\$32,810.00	0.98%
S32 - SOUTH32 LIMITED FPO (ORDINARY FULLY PAID)	6,000	\$3.7600	\$22,560.00	0.68%
SHL - SONIC HEALTHCARE FPO (ORDINARY FULLY PAID)	1,000	\$35.5700	\$35,570.00	1.07%
STO - SANTOS LTD FPO (ORDINARY FULLY PAID)	2,025	\$7.5200	\$15,228.00	0.46%
TBA - TOMBOLA GOLD LTD FPO (ORDINARY FULLY PAID)	250,000	\$0.0270	\$6,750.00	0.20%
TLS - TELSTRA GROUP FPO (ORDINARY FULLY PAID)	5,309	\$4.3000	\$22,828.70	0.68%
WBC - WESTPAC BANKING CORP FPO (ORDINARY FULLY PAID)	33,771	\$21.3400	\$720,673.14	21.62%
WDS - WOODSIDE ENERGY FPO (ORDINARY FULLY PAID)	1,264	\$34.4400	\$43,532.16	1.31%
		Sub Total	\$3,332,820.73	100.00%

Transaction history

Account	SUNEV PTY LTD ATF SUSAN FIELDING SUPERANNUATION FUND ACC: 60561352	Transactions	All
Current balance	\$66,001.17		
Available balance	\$66,001.17		

Transaction history

25 of 90 results

Date	Description	Money in	Money out	Balance
30 Jun 2023	Interest Credit	\$32.53		\$66,001.17
31 May 2023	Interest Credit	\$33.60		\$65,968.64
30 Apr 2023	Interest Credit	\$32.50		\$65,935.04
18 Apr 2023	Goodwill Credit - Receipt 723507	\$0.01		\$65,902.54
31 Mar 2023	Interest Credit	\$33.57		\$65,902.53
28 Feb 2023	Interest Credit	\$30.30		\$65,868.96
31 Jan 2023	Interest Credit	\$33.53		\$65,838.66
31 Dec 2022	Interest Credit	\$33.52		\$65,805.13
30 Nov 2022	Interest Credit	\$32.42		\$65,771.61
31 Oct 2022	Interest Credit	\$33.48		\$65,739.19
30 Sep 2022	Interest Credit	\$19.80		\$65,705.71
31 Aug 2022	Interest Credit	\$5.58		\$65,685.91
31 Jul 2022	Interest Credit	\$5.58		\$65,680.33
30 Jun 2022	Interest Credit	\$5.40		\$65,674.75
31 May 2022	Interest Credit	\$5.58		\$65,669.35
30 Apr 2022	Interest Credit	\$5.40		\$65,663.77
31 Mar 2022	Interest Credit	\$5.58		\$65,658.37
28 Feb 2022	Interest Credit	\$5.04		\$65,652.79
31 Jan 2022	Interest Credit	\$5.58		\$65,647.75
31 Dec 2021	Interest Credit	\$5.57		\$65,642.17
30 Nov 2021	Interest Credit	\$5.39		\$65,636.60
31 Oct 2021	Interest Credit	\$5.57		\$65,631.21
30 Sep 2021	Interest Credit	\$5.39		\$65,625.64
31 Aug 2021	Interest Credit	\$5.57		\$65,620.25
31 Jul 2021	Interest Credit	\$5.57		\$65,614.68

This record does not show transactions that have not yet been processed by the Bank. If this record shows an overdrawn, or over the limit amount, payment should be made immediately. Electronic transactions may appear in a different order after the Bank has completed processing them.



ING is a business name of ING Bank (Australia) Limited ABN 24 000 893 292 AFSL 229823, Australian Credit Licence 229823.



Statement of Account

FREEDOM BUSINESS

Customer Enquiries 133 800
 8am-8pm (EST), Mon-Sat
BSB Number 112-879
Account Number 492191674
Statement Period 30/06/2022 to 29/07/2022
Statement No. 122(page 1 of 3)

SUSAN FIELDING SUPERANNUATION FUND
C/O MR N & MRS S FIELDING

Account Summary

Opening Balance		Total Credits		Total Debits		Closing Balance
86,659.14	+	0.00	-	72,010.00	=	14,649.14

Transaction Details

Date	Transaction Description	Debit	Credit	Balance \$
30 JUN	OPENING BALANCE			86,659.14
30 JUN	ACCOUNT-KEEPING FEE	10.00		86,649.14
01 JUL	INTERNET WITHDRAWAL 30JUN 23:37 PENSION	2,000.00		84,649.14
14 JUL	INTERNET WITHDRAWAL 14JUL 15:55 XS FUNDS	70,000.00		14,649.14
29 JUL	CLOSING BALANCE			14,649.14

Interest Details

	Credit Interest	Debit Interest
Year to Date	\$0.00	\$0.00
Previous Year	\$0.00	\$0.00

Information

- ∞ Please check all entries on this statement and inform the Bank promptly of any error or unauthorised transaction.
- ∞ If your card is lost or stolen, please call us immediately on 1800 028 208.
- ∞ This statement should be retained for taxation purposes.
- ∞ When enquiring about the "termination value" of your account, you can visit your nearest branch or call 1300 658 120 and say "existing account".
- ∞ To contact us to make suggestions, compliments or find out more about our products and services, please call the customer enquiries number on this statement. This service may also be used to address and resolve complaints.



Statement of Account FREEDOM BUSINESS

Customer Enquiries 133 800
8am-8pm (EST), Mon-Sat
112-879
BSB Number 492191674
Account Number 30/08/2022 to 29/09/2022
Statement Period 124(page 1 of 3)
Statement No.

SUSAN FIELDING SUPERANNUATION FUND
C/O MR N & MRS S FIELDING

Account Summary

Opening Balance	Total Credits	Total Debits	Closing Balance
14,639.14	26,076.74	10.00	40,705.88

Transaction Details

Date	Transaction Description	Debit	Credit	Balance \$
30 AUG	OPENING BALANCE			14,639.14
31 AUG	ACCOUNT-KEEPING FEE	10.00		14,629.14
15 SEP	ALUMINA LIMITED SEP22/00834289		171.30	14,800.44
21 SEP	RESMED DIVIDEND SEP22/00820630		44.54	14,844.98
21 SEP	SANTOS DIVIDEND AUI22/00887641		221.27	15,066.25
21 SEP	TLS FNL DIV 001282075395		451.26	15,517.51
21 SEP	SONIC HEALTHCARE FIN22/00833012		600.00	16,117.51
21 SEP	RIO TINTO LTD AUI22/00155624		5,755.50	21,873.01
23 SEP	BHP GROUP DIV AF386/00379434		17,862.87	39,735.88
29 SEP	RHC Dividend S00032032354		970.00	40,705.88
29 SEP	CLOSING BALANCE			40,705.88

Interest Details

	Credit Interest	Debit Interest
Year to Date	\$0.00	\$0.00
Previous Year	\$0.00	\$0.00

Statement of Account FREEDOM BUSINESS



Customer Enquiries 133 800
8am-8pm (EST), Mon-Sat
BSB Number 112-879
Account Number 492191674
Statement Period 30/07/2022 to 29/08/2022
Statement No. 123(page 1 of 3)

SUSAN FIELDING SUPERANNUATION FUND
C/O MR N & MRS S FIELDING

Account Summary

Opening Balance	Total Credits	Total Debits	Closing Balance
14,649.14	0.00	10.00	14,639.14

Transaction Details

Date	Transaction Description	Debit	Credit	Balance \$
30 JUL	OPENING BALANCE			14,649.14
30 JUL	ACCOUNT-KEEPING FEE	10.00		14,639.14
	EFFECTIVE DATE 31JUL			
29 AUG	CLOSING BALANCE			14,639.14

Interest Details

	Credit Interest	Debit Interest
Year to Date	\$0.00	\$0.00
Previous Year	\$0.00	\$0.00

Information

- Please check all entries on this statement and inform the Bank promptly of any error or unauthorised transaction.
- If your card is lost or stolen, please call us immediately on 1800 028 208.
- This statement should be retained for taxation purposes.
- When enquiring about the "termination value" of your account, you can visit your nearest branch or call 1300 658 120 and say "existing account".
- To contact us to make suggestions, compliments or find out more about our products and services, please call the customer enquiries number on this statement. This service may also be used to address and resolve complaints.



Statement of Account

FREEDOM BUSINESS

Customer Enquiries 133 800
 8am-8pm (EST), Mon-Sat
BSB Number 112-879
Account Number 492191674
Statement Period 30/08/2022 to 29/09/2022
Statement No. 124(page 1 of 3)

SUSAN FIELDING SUPERANNUATION FUND
C/O MR N & MRS S FIELDING

Account Summary

Opening Balance		Total Credits		Total Debits		Closing Balance
14,639.14	+	26,076.74	-	10.00	=	40,705.88

Transaction Details

Date	Transaction Description	Debit	Credit	Balance \$
30 AUG	OPENING BALANCE			14,639.14
31 AUG	ACCOUNT-KEEPING FEE	10.00		14,629.14
15 SEP	ALUMINA LIMITED SEP22/00834289		171.30	14,800.44
21 SEP	RESMED DIVIDEND SEP22/00820630		44.54	14,844.98
21 SEP	SANTOS DIVIDEND AUI22/00887641		221.27	15,066.25
21 SEP	TLS FNL DIV 001282075395		451.26	15,517.51
21 SEP	SONIC HEALTHCARE FIN22/00833012		600.00	16,117.51
21 SEP	RIO TINTO LTD AUI22/00155624		5,755.50	21,873.01
23 SEP	BHP GROUP DIV AF386/00379434		17,862.87	39,735.88
29 SEP	RHC Dividend S00032032354		970.00	40,705.88
29 SEP	CLOSING BALANCE			40,705.88

Interest Details

	Credit Interest	Debit Interest
Year to Date	\$0.00	\$0.00
Previous Year	\$0.00	\$0.00



Statement of Account

FREEDOM BUSINESS

Customer Enquiries 133 800
 8am-8pm (EST), Mon-Sat
BSB Number 112-879
Account Number 492191674
Statement Period 30/09/2022 to 29/10/2022
Statement No. 125(page 1 of 3)

SUSAN FIELDING SUPERANNUATION FUND
C/O MR N & MRS S FIELDING

Account Summary

Opening Balance		Total Credits		Total Debits		Closing Balance
40,705.88	+	11,704.59	-	10.00	=	52,400.47

Transaction Details

Date	Transaction Description	Debit	Credit	Balance \$
30 SEP	OPENING BALANCE			40,705.88
30 SEP	ACCOUNT-KEEPING FEE	10.00		40,695.88
05 OCT	CSL LTD DIVIDEND AUF22/00992528		5,274.92	45,970.80
06 OCT	WOODSIDE INT22/00844962		2,021.81	47,992.61
13 OCT	SOUTH32 DIVIDEND RAU22/00982496		1,507.86	49,500.47
17 OCT	COCHLEAR PAY OCT22/00821333		2,900.00	52,400.47
29 OCT	CLOSING BALANCE			52,400.47

Interest Details

	Credit Interest	Debit Interest
Year to Date	\$0.00	\$0.00
Previous Year	\$0.00	\$0.00

Information

- ∞ Please check all entries on this statement and inform the Bank promptly of any error or unauthorised transaction.
- ∞ If your card is lost or stolen, please call us immediately on 1800 028 208.
- ∞ This statement should be retained for taxation purposes.
- ∞ When enquiring about the "termination value" of your account, you can visit your nearest branch or call 1300 658 120 and say "existing account".
- ∞ To contact us to make suggestions, compliments or find out more about our products and services, please call the customer enquiries number on this statement. This service may also be used to address and resolve complaints.

Statement of Account

FREEDOM BUSINESS

003
 SUSAN FIELDING SUPERANNUATION FUND
 C/O MR N & MRS S FIELDING
 UNIT 12
 60-62 PARK STREET
 MONA VALE NSW 2103

Customer Enquiries 133 800
 8am-8pm (EST), Mon-Sat
 BSB Number 112-879
 Account Number 492191674
 Statement Period 30/10/2022 to 29/11/2022
 Statement No. 126(page 1 of 3)

SUSAN FIELDING SUPERANNUATION FUND
 C/O MR N & MRS S FIELDING

Account Summary

Opening Balance		Total Credits		Total Debits		Closing Balance
52,400.47	+	0.00	-	24,344.20	=	28,056.27

Transaction Details

Date	Transaction Description	Debit	Credit	Balance \$
30 OCT	OPENING BALANCE			52,400.47
31 OCT	ACCOUNT-KEEPING FEE	10.00		52,390.47
23 NOV	COMMSEC SECURITI	6,779.95		45,610.52
	COMMSEC			
24 NOV	COMMSEC SECURITI	17,554.25		28,056.27
	COMMSEC			
29 NOV	CLOSING BALANCE			28,056.27

Summary of Automatic Deductions

Date	Paid To	Amount \$
23 NOV	COMMSEC SECURITI	6,779.95
	COMMSEC	
24 NOV	COMMSEC SECURITI	17,554.25
	COMMSEC	

Interest Details

	Credit Interest	Debit Interest
Year to Date	\$0.00	\$0.00
Previous Year	\$0.00	\$0.00

Statement of Account

FREEDOM BUSINESS



003

SUSAN FIELDING SUPERANNUATION FUND
C/O MR N & MRS S FIELDING
UNIT 12
60-62 PARK STREET
MONA VALE NSW 2103

Customer Enquiries 133 800
8am-8pm (EST), Mon-Sat
BSB Number 112-879
Account Number 492191674
Statement Period 30/11/2022 to 29/12/2022
Statement No. 127(page 1 of 3)

SUSAN FIELDING SUPERANNUATION FUND
C/O MR N & MRS S FIELDING

Account Summary

Opening Balance		Total Credits		Total Debits		Closing Balance
28,056.27	+	46.54	-	3,293.00	=	24,809.81

Transaction Details

Date	Transaction Description	Debit	Credit	Balance \$
30 NOV	OPENING BALANCE			28,056.27
30 NOV	ACCOUNT-KEEPING FEE	10.00		28,046.27
15 DEC	RESMED DIVIDEND DEC22/00820372		46.54	28,092.81
28 DEC	OSKO WITHDRAWAL 27DEC 11:08 INVOICE 9691 TAX RETURN AUDIT ETC PACIFI	3,283.00		24,809.81
29 DEC	CLOSING BALANCE			24,809.81

Interest Details


	Credit Interest	Debit Interest
Year to Date	\$0.00	\$0.00
Previous Year	\$0.00	\$0.00

Information

- Please check all entries on this statement and inform the Bank promptly of any error or unauthorised transaction.
- If your card is lost or stolen, please call us immediately on 1800 028 208.
- This statement should be retained for taxation purposes.
- When enquiring about the "termination value" of your account, you can visit your nearest branch or call 1300 658 120 and say "existing account".
- To contact us to make suggestions, compliments or find out more about our products and services, please call the customer enquiries number on this statement. This service may also be used to address and resolve complaints.

Statement of Account

FREEDOM BUSINESS

 003
 SUSAN FIELDING SUPERANNUATION FUND
 C/O MR N & MRS S FIELDING
 UNIT 12
 60-62 PARK STREET
 MONA VALE NSW 2103

Customer Enquiries 133 800
 8am-8pm (EST), Mon-Sat
BSB Number 112-879
Account Number 492191674
Statement Period 30/12/2022 to 29/01/2023
Statement No. 128(page 1 of 3)

SUSAN FIELDING SUPERANNUATION FUND
 C/O MR N & MRS S FIELDING

Account Summary

Opening Balance		Total Credits		Total Debits		Closing Balance
24,809.81	+	287,858.55	-	10.00	=	312,658.36

Transaction Details


Date	Transaction Description	Debit	Credit	Balance \$
30 DEC	OPENING BALANCE			24,809.81
31 DEC	ACCOUNT-KEEPING FEE	10.00		24,799.81
09 JAN	ATO ATO006000017520453		50,167.71	74,967.52
13 JAN	NAB TD INTEREST		8.85	74,976.37
13 JAN	NAB TD INTEREST		50.17	75,026.54
13 JAN	NAB FULL PREPAYMENT		111,339.91	186,366.45
13 JAN	NAB FULL PREPAYMENT		126,291.91	312,658.36
09 JAN	CLOSING BALANCE			312,658.36

Interest Details

	Credit Interest	Debit Interest
Year to Date	\$0.00	\$0.00
Previous Year	\$0.00	\$0.00

Statement of Account

FREEDOM BUSINESS

 003
 SUSAN FIELDING SUPERANNUATION FUND
 C/O MR N & MRS S FIELDING
 UNIT 12
 60-62 PARK STREET
 MONA VALE NSW 2103

Customer Enquiries 133 800
 8am-8pm (EST), Mon-Sat
BSB Number 112-879
Account Number 492191674
Statement Period 30/01/2023 to 28/02/2023
Statement No. 129(page 1 of 3)

SUSAN FIELDING SUPERANNUATION FUND
 C/O MR N & MRS S FIELDING

Account Summary

Opening Balance		Total Credits		Total Debits		Closing Balance
312,658.36	+	57,535.12	-	10.00	=	370,183.48

Transaction Details

Date	Transaction Description	Debit	Credit	Balance \$
30 JAN	OPENING BALANCE			312,658.36
31 JAN	ACCOUNT-KEEPING FEE	10.00		312,648.36
09 FEB	NAB		388.91	313,037.27
	TD INTEREST			
09 FEB	NAB		57,146.21	370,183.48
	PRINCIPAL MATURED			
28 FEB	CLOSING BALANCE			370,183.48

Interest Details

	Credit Interest	Debit Interest
Year to Date	\$0.00	\$0.00
Previous Year	\$0.00	\$0.00

Information

- Please check all entries on this statement and inform the Bank promptly of any error or unauthorised transaction.
- If your card is lost or stolen, please call us immediately on 1800 028 208.
- This statement should be retained for taxation purposes.
- When enquiring about the "termination value" of your account, you can visit your nearest branch or call 1300 658 120 and say "existing account".
- To contact us to make suggestions, compliments or find out more about our products and services, please call the customer enquiries number on this statement. This service may also be used to address and resolve complaints.



Statement of Account

FREEDOM BUSINESS

Customer Enquiries 133 800
 8am-8pm (EST), Mon-Sat
BSB Number 112-879
Account Number 492191674
Statement Period 01/03/2023 to 29/03/2023
Statement No. 130(page 1 of 2)

SUSAN FIELDING SUPERANNUATION FUN
C/O MRS S FIELDING

Account Summary

Opening Balance		Total Credits		Total Debits		Closing Balance
370,183.48	+	917.26	-	0.00	=	371,100.74

Transaction Details

Date	Transaction Description	Debit	Credit	Balance \$
01 MAR	OPENING BALANCE			370,183.48
16 MAR	RESMED DIVIDEND MAR23/00820463		44.40	370,227.88
22 MAR	SONIC HEALTHCARE INT23/00832659		420.00	370,647.88
29 MAR	SANTOS DIVIDEND AUS22/00887728		452.86	371,100.74
29 MAR	CLOSING BALANCE			371,100.74

Interest Details

	Credit Interest	Debit Interest
Year to Date	\$0.00	\$0.00
Previous Year	\$0.00	\$0.00

Information

- ∞ Please check all entries on this statement and inform the Bank promptly of any error or unauthorised transaction.
- ∞ If your card is lost or stolen, please call us immediately on 1800 028 208.
- ∞ This statement should be retained for taxation purposes.
- ∞ When enquiring about the "termination value" of your account, you can visit your nearest branch or call 1300 658 120 and say "existing account".
- ∞ To contact us to make suggestions, compliments or find out more about our products and services, please call the customer enquiries number on this statement. This service may also be used to address and resolve complaints.

Account Number 492191674
Statement Period 30/03/2023 to 29/04/2023
Statement No. 131(page 2 of 4)

Transaction Details continued

Date	Transaction Description	Debit	Credit	Balance \$
	<i>SUB TOTAL CARRIED FORWARD FROM PREVIOUS PAGE</i>			392,991.88
20 APR	QBE REPLACEMENT FPA20/99999421		9.45	393,001.33
20 APR	QBE REPLACEMENT 22FPA/99999966		10.50	393,011.83
20 APR	RIO TINTO LTD AUF22/00152341		4,897.35	397,909.18
20 APR	INTERNET WITHDRAWAL 20APR 10:46 PENSION	10,000.00		387,909.18
29 APR	<i>CLOSING BALANCE</i>			387,909.18

Interest Details

	Credit Interest	Debit Interest
Year to Date	\$0.00	\$0.00
Previous Year	\$0.00	\$0.00

Information

- ∞ Please check all entries on this statement and inform the Bank promptly of any error or unauthorised transaction.
- ∞ If your card is lost or stolen, please call us immediately on 1800 028 208.
- ∞ This statement should be retained for taxation purposes.
- ∞ When enquiring about the "termination value" of your account, you can visit your nearest branch or call 1300 658 120 and say "existing account".
- ∞ To contact us to make suggestions, compliments or find out more about our products and services, please call the customer enquiries number on this statement. This service may also be used to address and resolve complaints.

We've simplified our Privacy Statement. It combines important details about how we collect, hold and use your personal and credit-related information into one document. For example you may receive offers for products and services provided by us or our third-party partners that we think may be of interest and value to you. This statement applies to our Australian financial products and services. Our Statement can be found at: stgeorge.com.au/privacy/privacy-statement.



Statement of Account

FREEDOM BUSINESS

Customer Enquiries 133 800
 8am-8pm (EST), Mon-Sat
BSB Number 112-879
Account Number 492191674
Statement Period 30/03/2023 to 29/04/2023
Statement No. 131(page 1 of 4)

SUSAN FIELDING SUPERANNUATION FUN
C/O MRS S FIELDING

Account Summary

Opening Balance		Total Credits		Total Debits		Closing Balance
371,100.74	+	27,065.44	-	10,257.00	=	387,909.18

Transaction Details

Date	Transaction Description	Debit	Credit	Balance \$
30 MAR	OPENING BALANCE			371,100.74
30 MAR	RHC Dividend S00032032354		1,000.00	372,100.74
30 MAR	BHP GROUP DIV AI387/00372615		9,545.45	381,646.19
31 MAR	TLS ITM DIV 001293046061		451.26	382,097.45
05 APR	WOODSIDE FIN22/00862350		2,723.16	384,820.61
05 APR	CSL LTD DIVIDEND 23AUD/00889866		4,864.37	389,684.98
06 APR	SOUTH32 DIVIDEND AI013/00979764		440.10	390,125.08
14 APR	COCHLEAR PAY APR23/00820612		3,100.00	393,225.08
14 APR	OSKO WITHDRAWAL 14APR 13:24 PACIFIC RIDGE CAPITAL INVOICE NO.9803 PA	198.00		393,027.08
14 APR	TFR WDL BPAY INTERNET14APR 13:35 TO ASIC 2291501615143	59.00		392,968.08
20 APR	QBE REPLACEMENT 20FPA/99998719		1.40	392,969.48
20 APR	QBE REPLACEMENT FPA22/99999622		3.15	392,972.63
20 APR	QBE REPLACEMENT FPA21/99999234		3.85	392,976.48
20 APR	QBE REPLACEMENT 21FPA/99999423		6.65	392,983.13
20 APR	QBE REPLACEMENT 19FPA/99999072		8.75	392,991.88
	SUB TOTAL CARRIED FORWARD TO NEXT PAGE			392,991.88



Statement of Account FREEDOM BUSINESS

Customer Enquiries 133 800
8am-8pm (EST), Mon-Sat
BSB Number 112-879
Account Number 492191674
Statement Period 30/04/2023 to 29/06/2023
Statement No. 132(page 1 of 3)

SUSAN FIELDING SUPERANNUATION FUN
C/O MRS S FIELDING

Account Summary

Opening Balance		Total Credits		Total Debits		Closing Balance
387,909.18	+	45.96	-	0.00	=	387,955.14

Transaction Details

Date	Transaction Description	Debit	Credit	Balance \$
30 APR	OPENING BALANCE			387,909.18
15 JUN	RESMED DIVIDEND AUJ23/00820316		45.96	387,955.14
29 JUN	CLOSING BALANCE			387,955.14

Interest Details

	Credit Interest	Debit Interest
Year to Date	\$0.00	\$0.00
Previous Year	\$0.00	\$0.00


Information

- ∞ Please check all entries on this statement and inform the Bank promptly of any error or unauthorised transaction.
- ∞ If your card is lost or stolen, please call us immediately on 1800 028 208.
- ∞ This statement should be retained for taxation purposes.
- ∞ When enquiring about the "termination value" of your account, you can visit your nearest branch or call 1300 658 120 and say "existing account".
- ∞ To contact us to make suggestions, compliments or find out more about our products and services, please call the customer enquiries number on this statement. This service may also be used to address and resolve complaints.

We've simplified our Privacy Statement. It combines important details about how we collect, hold and use your personal and credit-related information into one document. For example you may receive offers for products and services provided by us or our third-party partners that we think may be of interest and value to you. This statement applies to our Australian financial products and services. Our Statement can be found at:
stgeorge.com.au/privacy/privacy-statement.

Statement of Account

DIY SUPER SAVER


 SUSAN FIELDING SUPERANNUATION FUND
 C/O MR N & MRS S FIELDING
 UNIT 12
 60-62 PARK STREET
 MONA VALE NSW 2103

003

Customer Enquiries 133 700
 (24 hours, seven days)
BSB Number 112-879
Account Number 446785439
Statement Period 25/06/2022 to 24/12/2022
Statement No. 26(page 1 of 3)

SUSAN FIELDING SUPERANNUATION FUND
 C/O MR N & MRS S FIELDING

Account Summary

Opening Balance	Total Credits	Total Debits	Closing Balance
2,423.56	70,187.27	10,000.00	62,610.83

Transaction Details

Date	Transaction Description	Debit	Credit	Balance \$
25 JUN	OPENING BALANCE			2,423.56
30 JUN	CREDIT INTEREST		0.19	2,423.75
14 JUL	INTERNET DEPOSIT 14JUL 15:55 XS FUNDS		70,000.00	72,423.75
30 JUL	CREDIT INTEREST		6.63	72,430.38
31 AUG	CREDIT INTEREST		29.26	72,459.64
19 SEP	INTERNET WITHDRAWAL 18SEP 14:18 PENSION	10,000.00		62,459.64
30 SEP	CREDIT INTEREST		46.70	62,506.34
31 OCT	CREDIT INTEREST		53.08	62,559.42
NOV	CREDIT INTEREST		51.41	62,610.83
24 DEC	CLOSING BALANCE			62,610.83

Interest Details

	Credit Interest	Debit Interest
Year to Date	\$187.08	\$0.00
Previous Year	\$1.30	\$0.00

Credit Interest Rates

CURRENT RATES APPLICABLE TO THIS ACCOUNT

Balances from	\$0.00 to	\$249,999.99	: 1.000%
Balances from	\$250,000.00 to	\$5,000,000.00	: 1.000%
On the portion of the balance over	\$5,000,000.00		: 1.000%

Statement of Account

INVESTMENT CASH ACCOUNT



003

SUSAN FIELDING SUPERANNUATION FUND
C/O MRS S FIELDING
UNIT 12
60-62 PARK STREET
MONA VALE NSW 2103

Customer Enquiries 133 700
(24 hours, seven days)
BSB Number 112-879
Account Number 446785439
Statement Period 25/12/2022 to 24/06/2023
Statement No. 27(page 1 of 3)

SUSAN FIELDING SUPERANNUATION FUN
C/O MRS S FIELDING

Account Summary

Opening Balance		Total Credits		Total Debits		Closing Balance
62,610.83	+	227.20		20,000.00	=	42,838.03

Transaction Details

Date	Transaction Description	Debit	Credit	Balance \$
25 DEC	OPENING BALANCE			62,610.83
28 DEC	INTERNET WITHDRAWAL 27DEC 11:16 PENSION	20,000.00		42,610.83
31 DEC	CREDIT INTEREST		50.43	42,661.26
31 JAN	CREDIT INTEREST		36.23	42,697.49
28 FEB	CREDIT INTEREST		32.75	42,730.24
31 MAR	CREDIT INTEREST		36.29	42,766.53
29 APR	CREDIT INTEREST		35.15	42,801.68
31 MAY	CREDIT INTEREST		36.35	42,838.03
24 JUN	CLOSING BALANCE			42,838.03

Interest Details

	Credit Interest	Debit Interest
Year to Date	\$414.28	\$0.00
Previous Year	\$1.30	\$0.00

Information

- Please check all entries on this statement and inform the Bank promptly of any error or unauthorised transaction.
- If your card is lost or stolen, please call us immediately on 1800 028 208.
- This statement should be retained for taxation purposes.
- When enquiring about the "termination value" of your account, you can visit your nearest branch or call 1300 658 120 and say "existing account".
- To contact us to make suggestions, compliments or find out more about our products and services, please call the customer enquiries number on this statement. This service may also be used to address and resolve complaints.



Account Details

Investment Cash Account

BSB 112-879 Acc 446 785 439

\$42,873.23

Available balance: **\$42,873.23**

Account Type	Investment Cash Account
Card Authorisations	\$0.00
Current Interest Rate	1.00% p.a.
Interest Earned Last Financial Year (01/07/2022 - 30/06/2023)	\$449.48
Interest Earned To Date (01/07/2023 - to date)	\$0.00

Pending Transactions

Request Date	Description	Amount
No Pending transactions found		

Transaction History

Date	Description	Category	Debit	Credit	Balance
	Closing Balance				\$42,873.23
30/06/2023	Credit Interest	Deposits		\$35.20	\$42,873.23
	Opening Balance				\$42,838.03

Last 6 Cheques Presented

Date	Cheque Number	Status	Amount
No Cheques found			

* **Note:** This record does not show transactions that have not yet been processed by the Bank. If this record shows an overdrawn, or over the limit amount, payment should be made immediately.

Electronic transactions may appear in a different order after the Bank has completed processing them.

Interest & Estimated Dividend Summary

CommSec

1 JULY 2022 - 30 JUNE 2023

SHARES - 4427508 - HIN 58594610

SUNEV PTY LTD <SUSAN FIELDING S/F A/C>

ESTIMATED DIVIDEND SUMMARY

AMP - AMP LIMITED FPO (ORDINARY FULLY PAID)

Ex-div date	Payment Date	Type	Dividend per share	Units	Est. Unfranked Amount	Est. Franked Amount	Est. Total Dividend	Est. Franking Credit
01-Mar-2023	03-Apr-2023	Final	\$0.0250	904	\$18.08	\$4.52	\$22.60	\$1.94
Sub Total					\$18.08	\$4.52	\$22.60	\$1.94

AWC - ALUMINA LIMITED FPO (ORDINARY FULLY PAID)

Ex-div date	Payment Date	Type	Dividend per share	Units	Est. Unfranked Amount	Est. Franked Amount	Est. Total Dividend	Est. Franking Credit
26-Aug-2022	15-Sep-2022	Interim	\$0.0612	2,801	\$0.00	\$171.30	\$171.30	\$73.42
Sub Total					\$0.00	\$171.30	\$171.30	\$73.42

BHP - BHP GROUP LIMITED FPO (ORDINARY FULLY PAID)

Ex-div date	Payment Date	Type	Dividend per share	Units	Est. Unfranked Amount	Est. Franked Amount	Est. Total Dividend	Est. Franking Credit
09-Mar-2023	30-Mar-2023	Interim	\$1.3636	7,000	\$0.00	\$9,545.45	\$9,545.45	\$4,090.91
01-Sep-2022	22-Sep-2022	Final	\$2.5518	7,000	\$0.00	\$17,862.87	\$17,862.87	\$7,655.52
Sub Total					\$0.00	\$27,408.32	\$27,408.32	\$11,746.43

CBA - COMMONWEALTH BANK FPO (ORDINARY FULLY PAID)

Ex-div date	Payment Date	Type	Dividend per share	Units	Est. Unfranked Amount	Est. Franked Amount	Est. Total Dividend	Est. Franking Credit
22-Feb-2023	30-Mar-2023	Interim	\$2.1000	65	\$0.00	\$136.50	\$136.50	\$58.50
17-Aug-2022	29-Sep-2022	Final	\$2.1000	64	\$0.00	\$134.40	\$134.40	\$57.60
Sub Total					\$0.00	\$270.90	\$270.90	\$116.10

COH - COCHLEAR LIMITED FPO (ORDINARY FULLY PAID)

Ex-div date	Payment Date	Type	Dividend per share	Units	Est. Unfranked Amount	Est. Franked Amount	Est. Total Dividend	Est. Franking Credit
21-Mar-2023	14-Apr-2023	Interim	\$1.5500	2,000	\$2,015.00	\$1,085.00	\$3,100.00	\$465.00
21-Sep-2022	17-Oct-2022	Final	\$1.4500	2,000	\$1,740.00	\$1,160.00	\$2,900.00	\$497.14
Sub Total					\$3,755.00	\$2,245.00	\$6,000.00	\$962.14

CSL - CSL LIMITED FPO (ORDINARY FULLY PAID)

Ex-div date	Payment Date	Type	Dividend per share	Units	Est. Unfranked Amount	Est. Franked Amount	Est. Total Dividend	Est. Franking Credit
09-Mar-2023	05-Apr-2023	Interim	\$1.6215	3,000	\$4,864.37	\$0.00	\$4,864.37	\$0.00
06-Sep-2022	05-Oct-2022	Final	\$1.7583	3,000	\$4,747.52	\$527.40	\$5,274.92	\$226.03
Sub Total					\$9,611.89	\$527.40	\$10,139.29	\$226.03

Interest & Estimated Dividend Summary

CommSec

1 JULY 2022 - 30 JUNE 2023

FMG - FORTESCUE METALS GRP FPO (ORDINARY FULLY PAID)

Ex-div date	Payment Date	Type	Dividend per share	Units	Est. Unfranked Amount	Est. Franked Amount	Est. Total Dividend	Est. Franking Credit
27-Feb-2023	29-Mar-2023	Interim	\$0.7500	9,659	\$0.00	\$7,244.25	\$7,244.25	\$3,104.68
05-Sep-2022	29-Sep-2022	Final	\$1.2100	9,042	\$0.00	\$10,940.82	\$10,940.82	\$4,688.92
Sub Total					\$0.00	\$18,185.07	\$18,185.07	\$7,793.60

NAB - NATIONAL AUST. BANK FPO (ORDINARY FULLY PAID)

Ex-div date	Payment Date	Type	Dividend per share	Units	Est. Unfranked Amount	Est. Franked Amount	Est. Total Dividend	Est. Franking Credit
15-Nov-2022	14-Dec-2022	Final	\$0.7800	5,509	\$0.00	\$4,297.02	\$4,297.02	\$1,841.58
11-May-2022	05-Jul-2022	Interim	\$0.7300	5,384	\$0.00	\$3,930.32	\$3,930.32	\$1,684.42
Sub Total					\$0.00	\$8,227.34	\$8,227.34	\$3,526.00

PLS - PILBARA MIN LTD FPO (ORDINARY FULLY PAID)

Ex-div date	Payment Date	Type	Dividend per share	Units	Est. Unfranked Amount	Est. Franked Amount	Est. Total Dividend	Est. Franking Credit
02-Mar-2023	24-Mar-2023	Interim	\$0.1100	25,000	\$0.00	\$2,750.00	\$2,750.00	\$1,178.57
Sub Total					\$0.00	\$2,750.00	\$2,750.00	\$1,178.57

QBE - QBE INSURANCE GROUP FPO (ORDINARY FULLY PAID)

Ex-div date	Payment Date	Type	Dividend per share	Units	Est. Unfranked Amount	Est. Franked Amount	Est. Total Dividend	Est. Franking Credit
06-Mar-2023	14-Apr-2023	Final	\$0.3000	35	\$9.45	\$1.05	\$10.50	\$0.45
18-Aug-2022	23-Sep-2022	Interim	\$0.0900	35	\$2.84	\$0.32	\$3.15	\$0.14
Sub Total					\$12.29	\$1.37	\$13.65	\$0.59

RHC - RAMSAY HEALTH CARE FPO (ORDINARY FULLY PAID)

Ex-div date	Payment Date	Type	Dividend per share	Units	Est. Unfranked Amount	Est. Franked Amount	Est. Total Dividend	Est. Franking Credit
06-Mar-2023	30-Mar-2023	Interim	\$0.5000	2,000	\$0.00	\$1,000.00	\$1,000.00	\$428.57
05-Sep-2022	29-Sep-2022	Final	\$0.4850	2,000	\$0.00	\$970.00	\$970.00	\$415.71
Sub Total					\$0.00	\$1,970.00	\$1,970.00	\$844.28

RIO - RIO TINTO LIMITED FPO (ORDINARY FULLY PAID)

Ex-div date	Payment Date	Type	Dividend per share	Units	Est. Unfranked Amount	Est. Franked Amount	Est. Total Dividend	Est. Franking Credit
09-Mar-2023	20-Apr-2023	Final	\$3.2649	1,500	\$0.00	\$4,897.35	\$4,897.35	\$2,098.86
11-Aug-2022	22-Sep-2022	Interim	\$3.8370	1,500	\$0.00	\$5,755.50	\$5,755.50	\$2,466.64
Sub Total					\$0.00	\$10,652.85	\$10,652.85	\$4,565.50

Interest & Estimated Dividend Summary

CommSec

1 JULY 2022 - 30 JUNE 2023

RMD - RESMED INC CDI 10:1 (CDI 10:1 FOREIGN EXEMPT NYSE)

Ex-div date	Payment Date	Type	Dividend per share	Units	Est. Unfranked Amount	Est. Franked Amount	Est. Total Dividend	Est. Franking Credit
10-May-2023	15-Jun-2023	Interim	\$0.0460	1,000	\$45.99	\$0.00	\$45.99	\$0.00
08-Feb-2023	16-Mar-2023	Interim	\$0.0444	1,000	\$44.38	\$0.00	\$44.38	\$0.00
09-Nov-2022	15-Dec-2022	Interim	\$0.0466	1,000	\$46.55	\$0.00	\$46.55	\$0.00
17-Aug-2022	22-Sep-2022	Final	\$0.0445	1,000	\$44.52	\$0.00	\$44.52	\$0.00
Sub Total					\$181.44	\$0.00	\$181.44	\$0.00

S32 - SOUTH32 LIMITED FPO (ORDINARY FULLY PAID)

Ex-div date	Payment Date	Type	Dividend per share	Units	Est. Unfranked Amount	Est. Franked Amount	Est. Total Dividend	Est. Franking Credit
09-Mar-2023	06-Apr-2023	Interim	\$0.0733	6,000	\$0.00	\$440.09	\$440.09	\$188.61
15-Sep-2022	13-Oct-2022	Final	\$0.2513	6,000	\$0.00	\$1,507.86	\$1,507.86	\$646.23
Sub Total					\$0.00	\$1,947.95	\$1,947.95	\$834.84

SHL - SONIC HEALTHCARE FPO (ORDINARY FULLY PAID)

Ex-div date	Payment Date	Type	Dividend per share	Units	Est. Unfranked Amount	Est. Franked Amount	Est. Total Dividend	Est. Franking Credit
07-Mar-2023	22-Mar-2023	Interim	\$0.4200	1,000	\$0.00	\$420.00	\$420.00	\$180.00
06-Sep-2022	21-Sep-2022	Final	\$0.6000	1,000	\$0.00	\$600.00	\$600.00	\$257.14
Sub Total					\$0.00	\$1,020.00	\$1,020.00	\$437.14

STO - SANTOS LTD FPO (ORDINARY FULLY PAID)

Ex-div date	Payment Date	Type	Dividend per share	Units	Est. Unfranked Amount	Est. Franked Amount	Est. Total Dividend	Est. Franking Credit
27-Feb-2023	29-Mar-2023	Final	\$0.2236	2,025	\$452.86	\$0.00	\$452.86	\$0.00
22-Aug-2022	22-Sep-2022	Interim	\$0.1093	2,025	\$221.27	\$0.00	\$221.27	\$0.00
Sub Total					\$674.13	\$0.00	\$674.13	\$0.00

TLS - TELSTRA GROUP FPO (ORDINARY FULLY PAID)

Ex-div date	Payment Date	Type	Dividend per share	Units	Est. Unfranked Amount	Est. Franked Amount	Est. Total Dividend	Est. Franking Credit
01-Mar-2023	31-Mar-2023	Interim	\$0.0850	5,309	\$0.00	\$451.27	\$451.27	\$193.40
24-Aug-2022	21-Sep-2022	Final	\$0.0850	5,309	\$0.00	\$451.27	\$451.27	\$193.40
Sub Total					\$0.00	\$902.54	\$902.54	\$386.80

WBC - WESTPAC BANKING CORP FPO (ORDINARY FULLY PAID)

Ex-div date	Payment Date	Type	Dividend per share	Units	Est. Unfranked Amount	Est. Franked Amount	Est. Total Dividend	Est. Franking Credit
11-May-2023	27-Jun-2023	Interim	\$0.7000	32,685	\$0.00	\$22,879.50	\$22,879.50	\$9,805.50
17-Nov-2022	20-Dec-2022	Final	\$0.6400	31,832	\$0.00	\$20,372.48	\$20,372.48	\$8,731.06
Sub Total					\$0.00	\$43,251.98	\$43,251.98	\$18,536.56

Interest & Estimated Dividend Summary

CommSec

1 JULY 2022 - 30 JUNE 2023

WDS - WOODSIDE ENERGY FPO (ORDINARY FULLY PAID)

Ex-div date	Payment Date	Type	Dividend per share	Units	Est. Unfranked Amount	Est. Franked Amount	Est. Total Dividend	Est. Franking Credit
08-Mar-2023	05-Apr-2023	Final	\$2.1544	1,264	\$0.00	\$2,723.16	\$2,723.16	\$1,167.07
08-Sep-2022	06-Oct-2022	Interim	\$1.5995	1,264	\$0.00	\$2,021.81	\$2,021.81	\$866.49
Sub Total					\$0.00	\$4,744.97	\$4,744.97	\$2,033.56

ESTIMATED INTEREST RECEIVED

There are no transactions on this account.



Pilbara Minerals

Powering a sustainable energy future

Pilbara Minerals Limited
ABN 95 112 425 788

003478 000 PLS



SUNEV PTY LTD
<SUSAN FIELDING S/F A/C>
UNIT 12 60-62 PARK ST
MONA VALE NSW 2103

Update your information:



Online:

www.computershare.com.au/easyupdate/PLS



By Mail:

Computershare Investor Services Pty Limited
GPO Box 2975 Melbourne
Victoria 3001 Australia

Enquiries:

(within Australia) 1300 850 505
(international) +61 3 9415 4000

Holder Identification Number (HIN)

HIN WITHHELD

ASX Code	PLS
TFN/ABN Status	Not Quoted
Record Date	3 March 2023
Payment Date	24 March 2023

2023 Interim Dividend

Dear Securityholder,

This payment represents an interim dividend of 11 cents per share for the half year ended 31 December 2022. This dividend is paid on the shares registered in your name and entitled to participate as at the record date of 3 March 2023. This payment is 100% franked at the corporate tax rate of 30%.

Help us be sustainable:

Pilbara Minerals Limited encourages electronic management of your share investment. Register at www.computershare.com.au/easyupdate/pls to receive your statements electronically or update your TFN, bank account and other details online.

Class Description	Amount per Security	Number of Securities	Franked Amount	Unfranked Amount	Gross Payment
Ordinary Shares	11 cents	25,000	\$2,750.00	\$0.00	\$2,750.00
Net Payment					\$2,750.00
Franking Credit					\$1,178.57

Note: You should retain this statement to assist you in preparing your tax return.

Important Notice

We note that as at the Record Date we had not received your direct credit banking instructions and as a result, in accordance with the Company's direct credit dividend payment policy, we have been unable to effect payment of your dividend entitlement. Your dividend entitlement will be deposited into your nominated account after receipt of your valid direct credit banking instructions. Please visit www.computershare.com.au/easyupdate/PLS to update your bank account details.

If you have submitted your direct credit banking instructions since the Record Date, we will be banking your payment entitlement shortly. Upon crediting the dividend payment to your nominated account, a further advice will be sent to your registered address to confirm the deposit of that amount.



U BANK

ubank.com.au
13 30 80

Interest Statement

Financial Year 2023

Account	Interest earned	Interest paid	Fees	Withholding Tax
SMSF 6 MTH Term Deposit-297268023	\$374.28	\$0.00	\$0.00	\$0.00
Total	\$374.28	\$0.00	\$0.00	\$0.00

Date 26/01/2023 at 14:22

UBank is a division of the National Australia Bank Limited ABN 12 004 044 937



U BANK

ubank.com.au
13 30 80

Interest Statement

Financial Year 2023

Account	Interest earned	Interest paid	Fees	Withholding Tax
SMSF Term Deposit- 214532280	\$64.48	\$0.00	\$0.00	\$0.00
Total	\$64.48	\$0.00	\$0.00	\$0.00

Date 26/01/2023 at 14:21

Ubank is a division of the National Australia Bank Limited ABN 12 004 044 937

Invoice Date
23 Dec 2022

Invoice Number
INV-9691

TAX INVOICE

Susan Fielding Superannuation Fund
Unit 12 60-62 Park St
MONA VALE NSW 2103
AUSTRALIA
ABN: 45 036 761 904

Description	Quantity	Unit Price	GST Amount AUD	
SF, Preparation and Lodgement of financial Accounts for the Self-Managed Superannuation Fund for the period ended 30th June 2022.	1.00	2,000.00	10%	2,000.00
ASF, Audit of Self-Managed Superannuation Fund and calculation of minimum pension.	1.00	804.55	10%	804.55
ACT, Actuary Certificate	1.00	180.00	10%	180.00
			Subtotal	2,984.55
			Total GST 10%	298.45
			Invoice Total AUD	3,283.00
			Total Net Payments AUD	3,283.00
			Amount Due AUD	0.00

PAYMENT ADVICE

To: Pacific Ridge Capital
PO BOX 613
BALGOWLAH NSW 2093
AUSTRALIA
Due Date: 30 Dec 2022

Pacific Ridge Capital
BSB: 032-101
ACCOUNT NO: 148238

Customer	Susan Fielding Superannuation Fund
Invoice Number	INV-9691
Amount Due	0.00
Due Date	30 Dec 2022

Amount Enclosed

Enter the amount you are paying above



Agent MONEYTAX (BROOKVALE)
Client THE TRUSTEE FOR SUSAN
FIELDING SUPERANNUATION
FUND
ABN 45 036 761 904
TFN 805 639 380

Income tax 551

Date generated	17 July 2023
Overdue	\$0.00
Not yet due	\$0.00
Balance	\$0.00

Transactions

4 results found - from 17 July 2021 to 17 July 2023 sorted by processed date ordered newest to oldest

Processed date	Effective date	Description	Debit (DR)	Credit (CR)	Balance
4 Jan 2023	9 Jan 2023	EFT refund for Income Tax for the period from 01 Jul 21 to 30 Jun 22	\$50,167.71		\$0.00
3 Jan 2023	3 Jan 2023	Tax return Self Man Superfund - Income Tax for the period from 01 Jul 21 to 30 Jun 22		\$50,167.71	\$50,167.71 CR
8 Oct 2021	13 Oct 2021	EFT refund for Income Tax for the period from 01 Jul 20 to 30 Jun 21	\$20,996.53		\$0.00
8 Oct 2021	8 Oct 2021	Tax return Self Man Superfund - Income Tax for the period from 01 Jul 20 to 30 Jun 21		\$20,996.53	\$20,996.53 CR

SUSAN FIELDING SF

Trial Balance**As At 30 Jun 2023**

	Debit	As at 30 Jun 2022 Credit	Quantity	Debit	As at 30 Jun 2023 Credit	Quantity
Income						
Investment Gains						
Market Gains						
Shares in Listed Companies						
Agrimim Limited	\$	0.00		\$	9,554.25	
Alumina Limited 504.18				\$	224.08	
AMP Limited 153.68				\$	160.46	
BHP \$ 51,240.00				\$	26,180.00	
Bubs Australia Limited	\$	10,200.00		\$	25,500.00	
CBA \$ 641.87				\$	642.59	
Cochlear Limited 105,940.00				\$	60,740.00	
CSL Limited 48,390.00				\$	24,960.00	
Fortescue Metals Group Ltd 26,865.43				\$	44,674.60	
Naitonal Australia Bank Limited	\$	6,036.46		\$	6,816.23	
Pilbara Minerals Limited	\$	21,000.00		\$	65,000.00	
QBE Insurance Group	\$	47.60		\$	123.20	
Ramsay Health	\$	20,580.00		\$	33,900.00	
Resmed Inc - Cdi 10:1 Foreign Exempt N/A				\$	2,120.00	
Rio Tinto Limited 35,910.00				\$	17,985.00	
Santos Limited	\$	668.25		\$	202.50	
Sonic Healthcare Limited 5,392.00				\$	2,560.00	
South32 Limited	\$	6,060.00		\$	1,080.00	
Telstra Corporation Limited	\$	477.81		\$	2,389.05	
The A2 Milk Company Limited 4,440.00				\$	2,000.00	
Tombola Gold Ltd	\$	0.00		\$	29.95	
Westpac Banking Corporation 196,952.00				\$	56,703.68	
Woodside Energy Group Ltd	\$	2,629.12		\$	3,286.40	
Total Shares in Listed Companies	\$	407,131.61		\$	232,622.97	
Total Market Gains	\$	407,131.61		\$	232,622.97	
Total Investment Gains	\$	407,131.61		\$	232,622.97	
Investment Income						
Dividends						
Shares in Listed Companies						
Alumina Limited	\$	342.06		\$	244.71	
AMP Limited	\$	0.00		\$	24.54	
BHP	\$	101,696.35		\$	39,154.75	
CBA	\$	334.64		\$	387.00	
Cochlear Limited	\$	5,900.00		\$	6,962.14	
CSL Limited	\$	9,242.06		\$	10,365.36	
Fortescue Metals Group Ltd	\$	27,194.66		\$	25,978.67	
Naitonal Australia Bank Limited	\$	9,440.09		\$	11,753.34	
Pilbara Minerals Limited	\$	0.00		\$	3,928.57	
QBE Insurance Group	\$	11.99		\$	15.28	
Ramsay Health	\$	4,328.57		\$	2,814.28	
Rio Tinto Limited	\$	30,490.71		\$	15,218.35	
Santos Limited	\$	533.44		\$	674.13	
Sonic Healthcare Limited	\$	1,274.64		\$	1,457.14	
South32 Limited	\$	1,663.93		\$	2,782.80	
Telstra Corporation Limited	\$	1,213.48		\$	1,289.32	
Westpac Banking Corporation	\$	52,103.44		\$	61,788.54	
Woodside Energy Group Ltd	\$	0.00		\$	6,778.53	
Total Shares in Listed Companies	\$	245,770.06		\$	191,617.45	
Total Dividends	\$	245,770.06		\$	191,617.45	
Foreign Income						
Foreign Dividend						
Shares in Listed Companies						
Resmed Inc - Cdi 10:1 Foreign Exempt N/A				\$	259.21	
Total Shares in Listed Companies		0.00		\$	259.21	
Total Foreign Dividend	\$	0.00		\$	259.21	
Total Foreign Income	\$	0.00		\$	259.21	
Interest						
Cash At Bank						

I.B.D UBANK *357	\$	545.96	\$	140.38
ING Business Optimiser	\$	65.64	\$	326.42
St George DIY Super Saver	\$	1.30	\$	449.48
TD 6 Month*280	\$	247.96	\$	64.48
UBA bank Account-*8023	\$	643.71	\$	374.28
Total Cash At Bank	\$	1,504.57	\$	1,355.04
Other Fixed Interest Securities				
NAB Term Deposit 1	\$	0.00	\$	664.47
NAB Term Deposit 2	\$	0.00	\$	1,077.99
NAB Term Deposit 3	\$	0.00	\$	625.60
Total Other Fixed Interest Securities	\$	0.00	\$	2,368.06
Total Interest	\$	1,504.57	\$	3,723.10
Total Investment Income	\$	247,274.63	\$	195,599.76
Total Income	\$	159,856.98	\$	428,222.73

Expenses**Member Payments****Pensions Paid**

Mrs Susan Fielding

Susan Fielding 31,890.00 \$ 40,110.00

Total Mrs Susan Fielding 31,890.00 \$ 40,110.00

Total Pensions Paid 31,890.00 \$ 40,110.00

Total Member Payments 31,890.00 \$ 40,110.00

Other Expenses

Accountancy Fee 2,163.00 \$ 2,398.00

Actuarial Fees 198.00 \$ 198.00

Adviser Fee \$ 0.00 \$ 885.00

Auditor Fee \$ 885.00 \$ 0.00

Bank Fees

Cash At Bank

St George Freedom Business Account \$ 70.00

Total Cash At Bank 40.00 \$ 70.00

Total Bank Fees \$ 40.00 \$ 70.00

Regulatory Fees 56.00 \$ 59.00

SMSF Supervisory Levy 259.00 \$ 259.00

Total Other Expenses \$ 3,601.00 \$ 3,869.00

Total Expenses \$ 35,491.00 \$ 43,979.00

Income Tax**Income Tax Expense**

Income Tax Expense 18,973.80 \$ 19,086.45

Excessive Foreign Tax Credit Writeoff Expense 0 \$ 26.12

Total Income Tax Expense 18,973.80 \$ 19,112.57

Total Income Tax \$ 18,973.80 \$ 19,112.57

Profit & Loss Clearing Account

Total Profit & Loss Clearing Account \$ 214,321.78 \$ 365,131.16

Assets**Investments****Shares in Listed Companies**

Agrimin Limited \$ 0.00 \$ 8,000.00 50,000

Alumina Limited 4,103.46 2,801 \$ 3,879.38 2,801

AMP Limited 863.32 904 \$ 1,046.38 926

BHP \$ 288,750.00 7,000 \$ 314,930.00 7,000

Bubs Australia Limited 25,300.00 60,000 \$ 10,800.00 60,000

CBA \$ 5,784.32 64 \$ 6,718.09 67

Cochlear Limited 397,400.00 2,000 \$ 458,140.00 2,000

CSL Limited 807,180.00 3,000 \$ 832,140.00 3,000

Fortescue Metals Group Limited 58,500.00 9,042 \$ 221,356.40 9,980

Naitonal Australia Bank Limited 4,671.61 5,384 \$ 148,885.02 5,646

Pilbara Minerals Limited 57,250.00 25,000 \$ 122,250.00 25,000

QBE Insurance Group	425.25	35	\$	548.45	35
Ramsay Health	146,480.00	2,000	\$	112,580.00	2,000
Resmed Inc Cdi 10:35,690.00 Exempt Nyse		1,000	\$	32,810.00	1,000
Rio Tinto Limited	154,050.00	1,500	\$	172,035.00	1,500
Santos Limited	15,025.50	2,025	\$	15,228.00	2,025
Sonic Healthcare Limited	38,010.00	1,000	\$	35,570.00	1,000
South32 Limited	23,640.00	6,000	\$	22,560.00	6,000
Telstra Corporation Limited	20,489.65	5,309	\$	22,828.70	5,309
The A2 Milk Company	7,560.00	4,000	\$	19,560.00	4,000
Tombola Gold Ltd	\$ 0.00		\$	6,750.00	250,000
Westpac Banking Corporation	60,724.00	31,832	\$	720,673.14	33,771
Woodside Energy Group	41,241.76	1,264	\$	43,532.16	1,264
Total Shares in Listed	3,005,895.28		\$	3,332,820.72	
Total Investments	\$ 3,005,895.28	25,000	\$	3,332,820.72	25,000

Other Assets**Cash At Bank**

I.B.D UBANK*357	125,123.71		\$	0.00	
ING Business Optimiser	66,674.75		\$	66,001.17	
St George Freedom Business Account	38,955.14		\$	387,955.14	
St George D&Y Super Saver	42,873.75		\$	42,873.23	
TD 6 Month	56,845.04		\$	0.00	
UBA bank Account	18,023.01		\$	0.00	
Total Cash At Bank	\$ 447,026.40		\$	496,829.54	

DRP Residual

CBA	\$ 0.00		\$	20.28	
Fortescue Metals Group Ltd	\$ 0.00		\$	9.53	
Naional Australia Bank Limited	\$ 0.00		\$	6.15	
Westpac Banking Corporation	\$ 0.00		\$	6.52	
Total DRP Residual	\$ 0.00		\$	10.38	

Receivables**Investment Income Receivable****Dividends****Shares in Listed Companies**

Pilbara Minerals Limited	0.00		\$	2,750.00	
QBE Insurance Group			\$	0.00	
Total Shares in Listed Companies			\$	2,750.00	
Total Dividends	30.10		\$	2,750.00	
Total Investment Income Receivable	\$ 30.10		\$	2,750.00	
Total Receivables	\$ 30.10		\$	2,750.00	

Current Tax Assets

Income Tax Payable	\$ 0.00		\$	0.90	
Provision for Income Tax	\$ 18,973.80		\$	19,086.45	
Withholding Credits					
Shares in Listed Companies					
QBE Insurance Group			\$	1.00	
Sonic Healthcare Limited			\$	0.00	
Total Shares in Listed Companies			\$	1.00	
Total Withholding Credits	\$ 1.00		\$	1.00	

Franking Credits**Shares in Listed Companies**

Alumina Limited	02.62		\$	73.41	
AMP Limited	\$ 0.00		\$	1.94	
BHP	30,508.91		\$	11,746.43	
CBA	100.39		\$	116.10	
Cochlear Limited	\$ 0.00		\$	962.14	
CSL Limited	204.39		\$	226.07	
Fortescue Metals Group Ltd	15,584.00		\$	7,793.60	
National Australia Bank Limited	2,882.13		\$	3,526.00	
Pilbara Minerals Limited	\$ 0.00		\$	1,178.57	
QBE Insurance Group			\$	0.63	
Ramsay Health	1,298.57		\$	844.28	
Rio Tinto Limited	1,447.21		\$	4,565.50	
Santos Limited	138.51		\$		0.00
Sonic Healthcare Limited	2,464.04		\$	437.14	
South32 Limited	1,199.18		\$	834.84	
Telstra Corporation Limited	1,064.04		\$	386.80	
Westpac Banking Corporation	1,063.00		\$	18,536.56	

Woodside Energy Group Ltd	\$	0.00	\$	2,033.56
Total Shares in Listed Companies	\$	69,310.41	\$	53,263.57
Total Franking Credits	\$	69,310.41	\$	53,263.57
Foreign Tax Credits				
Shares in Listed Companies				
Resmed Inc - Cdi 10:1 Foreign Exempt No 20	\$	0.00	\$	77.77
Total Shares in Listed Companies	\$	0.00	\$	77.77
Total Foreign Tax Credits	\$	0.00	\$	77.77
Excessive Foreign Tax Credit Written Off	\$	0.00	\$	26.12
Total Current Tax Assets	\$	50,427.61	\$	34,230.67
Total Other Assets	\$	497,484.11	\$	533,799.83
Total Assets	\$	3,503,379.39	\$	3,866,620.55

Liabilities**Member Payments****Pensions Paid**

Mrs Susan Fielding				
Susan Fielding	\$	1,890.00	\$	0.00
Total Mrs Susan Fielding	\$	1,890.00	\$	0.00
Total Pensions Paid	\$	1,890.00	\$	0.00
Total Member Payments	\$	1,890.00	\$	0.00
Total Liabilities	\$	1,890.00	\$	0.00

Member Entitlements**Member Entitlement Accounts****Mrs Susan Fielding**

Accumulation	\$	2,313,775.62	\$	2,576,461.96
Susan Fielding	\$	1,187,713.77	\$	1,290,158.59
Total Mrs Susan Fielding	\$	3,501,489.39	\$	3,866,620.55
Total Member Entitlement Accounts	\$	3,501,489.39	\$	3,866,620.55
Total Member Entitlements	\$	3,501,489.39	\$	3,866,620.55
Net Total	\$	3,964,975.80	\$	4,294,843.28