



Embling Super Fund
Trading As PAK Super Fund Pty Ltd
ABN 95 289 010 261
Comparative Trial Balance as at 30 June 2023

	2023 \$ Dr	2023 \$ Cr	2022 \$ Dr	2022 \$ Cr
Income				
0550		2,863.97 ✓		5,145.26
0551		1,296.70 ✓		5,632.23
0552		1,227.83 ✓		2,167.90
0567		975.25 ✓		2,146.21
0570				
0570.01		25,280.14 ✓		9,152.60
		25,280.14		9,152.60
0575		4,067.32 ✓		15.51
0600		21,593.67 ✓		
0716				
0716.01		379.47 ✓		2,700.22
0716.02		1,727.68 ✓		499.95
		2,107.15		3,200.17
0760				
0760.01		1,655.00 ✓		1,008.01
0760.02		1,655.00 ✓		1,008.00
		3,310.00		2,016.01
0905	36,122.52		17,899.07	

35711

4/11/23

These financial statements are unaudited. They must be read in conjunction with the attached Accountant's Compilation Report and Notes which form part of these financial statements.

Embling Super Fund
Trading As PAK Super Fund Pty Ltd
ABN 95 289 010 261
Comparative Trial Balance as at 30 June 2023

	2023	2023	2022	2022
	\$ Dr	\$ Cr	\$ Dr	\$ Cr
Expenses				
1510	Accountancy	2,000.00	2,016.01	
1535	Audit fees	1,020.00		
1675	Fees & charges	259.00	259.00	
1685	Filing fees	290.00		
1798	Management fees	1,000.00	960.00	
1970	Group life premiums			
1970.01	- Group life premiums	10,528.32	12,402.50	
		10,528.32	12,402.50	
1997	Insurance Proceeds			
1997.01	- Insurance proceeds tax	3,792.02		
		3,792.02		
1998	Income tax expense - Earnings			
	- Income tax expense - Earnings- Kevin	1,219.99		387.83
1998.02	- Income tax expense - Earnings- Paulette	239.44	41.21	
		1,459.43	41.21	387.83
1999	Income tax expense - Contribution			
1999.01	- Income tax expense - Contribution- Kevin	305.17	556.23	
1999.02	- Income tax expense -Contribution- Paulet	507.40	226.19	
		812.57	782.42	
Current Assets				
2001	Macquire Cash Management Account	385,916.69	23,010.43	
2051	Undeposited Dividends		6,793.47	
Non Current Assets				
2520	Shares in listed companies			
2520.01	- Sentinel Financial Group		307,757.17	
2520.99	- Movements in Market Value		36,122.52	
			343,879.69	

These financial statements are unaudited. They must be read in conjunction with the attached Accountant's Compilation Report and Notes which form part of these financial statements.

3

Embling Super Fund
Trading As PAK Super Fund Pty Ltd
ABN 95 289 010 261
Comparative Trial Balance as at 30 June 2023

	2023 \$ Dr	2023 \$ Cr	2022 \$ Dr	2022 \$ Cr
Current Liabilities				
3325	Taxation	5,327.82	1,467.11	
Equity				
4000	Opening balance - Members fund			
4000.01	- Opening balance - Members fund	238,832.35		245,672.40
4000.02	- Opening balance - Members fund	136,318.35		133,974.79
		375,150.70		379,647.19
		443,200.55	409,510.91	409,510.91
	Net Profit	5,438.17	4,496.49	

These financial statements are unaudited. They must be read in conjunction with the attached Accountant's Compilation Report and Notes which form part of these financial statements.

SMSF Income Tax Reconciliation

Name of Fund

EMBLING SUPERANNUATION FUND

Year Ending

2023

Income (Loss) per the accounts at year end

\$11,502.19

Add:

Unrealised Losses (per Handiledger accs)

Realised Losses (per Handiledger accs)

Non Deductible Expenses

Capital Gains Items

GESB Untaxed Contributions

	36122.52
\$	-
\$	-

Total

\$ 36,122.52

Adjusted Taxable Income

\$ 47,624.71

Less:

Unrealised Profits (per Handiledger accs)

Realised Profits (per Handiledger accs)

Non Taxable Income

Undeducted contributions

Pension Phase Income

Total

[Audio Note on trust income](#)

[Audio note on 'other'](#)

\$	-
\$	-
\$	-
\$	-
\$	-

Adjusted Taxable Income

\$ 47,624.71

Refer Comment

Add:

Capital Gains (loss) - shares

[Audio notes - shares](#)

Capital Gains (loss) - managed funds

[Audio notes managed funds](#)

Capital Gains (loss) - other

[Audio notes other](#)

Capital losses carried forward from prior year

\$	-
\$	-
\$	-

Total

\$ -

(This should match the total tax capital losses for the fund for the year)

Adjusted Taxable Income

\$ 47,624.71

Calculate and enter (if applicable) 33.33% discount on capital gains

[Audio Notes 1/3 Discount](#)

\$ 7,197.89 0

Final Taxable Income

Income Tax Payable

	\$ 40,426.82
Tax Loss Deducted	\$ -
	\$ 40,426.82
	\$6,064.02

SMSF Allocation of Tax Payable & Earnings

Do not put any data into the green cells
Only put Data into the blue cells

Name of Fund

EMBLING SUPERANNUATION FUND

Year

2023

Income Tax Payable per Income Tax Reconciliation worksheet

\$ 6,064.02

This amount represents the income tax attributable to the earnings of the SMSF

\$ 1,459.43

Super Contributions:

Tax on Conts

	\$	\$
Member 1	27,314.61	4,097.19
Member 2	3,382.68	507.40
Member 3	-	-
Member 4	-	-

Total

\$ 30,697.29 | \$ 4,604.59

Tax on Earnings

Total Earnings
 Less Insurance

Tax on Earnings to be Allocated

Earnings allocated

		\$		\$
Member 1	-\$5,517.54	\$ 10,528.32	-\$16,045.86	\$ 1,219.99
Member 2	-\$3,149.24	\$ -	-\$3,149.24	\$ 239.44
Member 3	\$0.00	\$ -	\$0.00	\$ -
Member 4	\$0.00	\$ -	\$0.00	\$ -

Total Tax - this must match H10

\$1,459.43

Allocation In Accounts

Member 1	\$5,951.58
Member 2	-\$513.41
Member 3	\$0.00
Member 4	\$0.00

Here is your entry

ITE - Earnings Mem 1	\$1,219.99
ITE - Earnings Mem 2	\$239.44
ITE - Earnings Mem 3	\$0.00
ITE - Earnings Mem 4	\$0.00
ITE - Contributions Mem 1	\$4,097.19
ITE - Contributions Mem 2	\$507.40
ITE - Contributions Mem 3	\$0.00
ITE - Contributions Mem 4	\$0.00
Provision for Tax	\$6,064.02

Has any member paid Superannuation surcharge for year? Enter amounts below

Member 1	\$ -
Member 2	\$ -
Member 3	\$ -
Member 4	\$ -

Enter - Co-Conts and Govt Co-conts into the SMSF & Trsfers In

Member 1	\$ -
Member 2	\$ -
Member 3	\$ -
Member 4	\$ -

Enter benefits paid out to members

Member 1	
Member 2	\$ -
Member 3	\$ -
Member 4	\$ -

6

SMSF Allocation of Earnings

Name of Fund **EMBLING SUPERANNUATION FUND**

If member is in pension phase enter "2" below

Members Opening Balance

Member 1	\$ 238,832.35
Member 2	\$ 136,318.35
Member 3	\$ -
Member 4	\$ -
Total	\$ 375,150.70

Insurance

\$ 10,528.32	1
\$ -	1
\$ -	1
\$ -	1
\$ -	

Net Profit per Handledger Accounts - \$11,502.19

Less Contributions \$ 30,697.29

Insurance proceeds

Add Insurance \$ 10,528.32

Net Earnings of SMSF after adjusting for Contributions & Insurance **-\$8,666.78**

Allocation of Earnings

Member 1	-\$5,517.54
Member 2	-\$3,149.24
Member 3	\$0.00
Member 4	\$0.00

Total **-\$8,666.78**

Super Fund Components

Client Name	Kevin Embling
Fund Name	Embling Super Fund
Total Superannuation Benefit at year end	\$ 244,988.15
Eligible Service Period	16 October 2017
Date of Calculation	30 June 2023
Tax free component at 30 June 2022	\$ 4,500.00
Tax free components from rollovers during year	\$ -
Non-concessional contributions made during year	\$ -
Concessional contributions made during year	\$ 2,034.47
Withdrawals from Tax free amount during year	\$ -

Super Fund Components		1.84
30 June 2023		0.2218
Tax Free	\$ 4,500.00	
Taxable		
- Element Taxed	\$ 240,488.15	1005.3
TOTAL	\$ 244,988.15	53324.2
		54329.5

Preseved Benefits Report	
Preserved benefits	\$244,988
Restricted Non-Preserved benefits	\$0
Unrestricted Non-Preserved benefits	\$0
TOTAL	\$244,988

8

Super Fund Components

Client Name	Paulette Anne Emling
Fund Name	Emling Super Fund
Total Superannuation Benefit at year end	\$ 135,600.72
Eligible Service Period	16 October 2017
Date of Calculation	30 June 2023
Tax free component at 30 June 2022	\$ 13,925.16
Tax free components from rollovers during year	\$ -
Non-concessional contributions made during year	\$ -
Concessional contributions made during year	\$ 3,188.92
Withdrawals from Tax free amount during year	\$ -

Super Fund Components	
30 June 2023	
Tax Free	\$ 13,925.16
Taxable	
- Element Taxed	\$ 121,675.56
TOTAL	\$ 135,600.72

Preseved Benefits Report	
Preserved benefits	\$135,601
Restricted Non-Preserved benefits	\$0
Unrestricted Non-Preserved benefits	\$0
TOTAL	\$135,601



Investment Portfolio Financial Year Tax Pack

Dear Investor,

On behalf of Sentinel, we would like to thank you for your business over the past financial year.

Enclosed is your **Tax Pack** containing a range of reports and documents summarising your investment activities during the last financial year.

Please note these reports do not include any information on any external investments you may hold outside of Sentinel.

Also, in particular, please take note of the following items:

1) Dividends/Distributions from Overseas Domiciled Investments

Overseas domiciled investments from time to time pay dividends/distributions to investors.

Depending on tax treaties which may exist, investors may have a Withholding Tax percentage applied to those income distributions by the relevant overseas taxation authority.

The amount (percentage) and nature of the Withholding Tax applied will vary and may be higher should a client not have lodged the necessary Taxation forms (eg. in the case of the U.S. a current W8-BEN form).

Where relevant and in the preparation of your Taxation Income report, Sentinel has assumed that a 15% Withholding Tax amount will apply to Income Distributions from overseas domiciled investments.

2) Currency Exchange Rates

From time to time Investments may pay distributions which contain a portion of overseas income. In the event of this, Sentinel has applied a currency exchange rate as provided by public ASX announcements. However, it is possible that the exact physical amount received may differ from what is displayed on your Income Report due to these reported currency cross rate estimations.

3) Reports based on public ASX Releases

Although all care is taken, Sentinel bases its consolidated Tax reporting information from a number of sources, including ASX public releases. In the event of errors, estimates or omissions within this underlying data it is possible that information provided may be incorrect. As a result, the Sentinel Tax Reports should be considered as a guide when preparing tax returns.

The underlying 'source of truth' documents are provided directly to you from each relevant share registry. It is strongly advised that investors consult their Annual Taxation Statements (as provided by the relevant share registry) and seek professional advice when preparing their annual taxation returns.

Please contact us should you have any queries in relation to the above.

Thank you again and we look forward to a safe, successful and prosperous year ahead.

Yours faithfully

Sentinel Financial Group

The Board of Directors
Sentinel Financial Group

10



Tax Pack

Account Code: 20002609

Account Name: PAK SUPERANNUATION PTY LTD <EMBLING S/F A/C>

Taxation Period: 1 July 2022 to 30 June 2023

Please Note:

Stocks denoted with an * are stocks which are outside of Sentinel's investment management.

If you have provided Sentinel with a cost base for these stocks then this cost base will be displayed in the relevant Realised or Unrealised Gains Tax report.

If you have not provided Sentinel with a cost base for these stocks then only the sale proceeds (for stocks sold) or the closing market price (for open positions) will be displayed.

Please Note:

The attached reports relate specifically to your portfolio investment transactions and may not include all taxable items relating to your portfolio. These reports do not constitute taxation advice, nor should they be solely relied upon in the preparation of your tax returns. Sentinel urges you to seek advice from taxation professionals when dealing with your taxation matters. Sentinel takes all care in compiling these reports but can accept no responsibility for any errors or omissions.



Taxation Summary

- 1 Portfolio Valuation
- 2 Realised Capital Gains Report
- 3 Portfolio Income Report
- 4 Portfolio Expenses Report

Please Note:

The attached reports relate specifically to your portfolio investment transactions and may not include all taxable items relating to your portfolio. These reports do not constitute taxation advice, nor should they be solely relied upon in the preparation of your tax returns. Sentinel urges you to seek advice from taxation professionals when dealing with your taxation matters. Sentinel takes all care in compiling these reports but can accept no responsibility for any errors or omissions.

11


Portfolio Valuation

As At: 30 June 2023

1

Account Name: PAK SUPERANNUATION PTY LTD <EMBLING S/F A/C>
Account Code: 20002609

Code	Security Name	Call /Put	Strike Price \$	Expiry Date	SPC	Holding	Unit Cost \$	Net Cost \$	Price \$	Market Value \$	Market Value %	Gain /Loss \$	
MBLCCMH	Macquarie CMA					385,916.69	1.000	385,916.69	1.00	385,916.69	100.000		
Total:								385,916.69			385,916.69	100.00	0.00
Grand Total:								385,916.69			385,916.69		0.00



R

Capital Gains Tax - Realised

From 1 July 2022 Through 30 June 2023

Account Name: PAK SUPERANNUATION PTY LTD <EMBLING S/F A/C>
 Account Code: 20002609

Sale Date	Purchase Tax Date	Purchase Trade Date	Movement Quantity	Actual Cost	Sale Proceeds	Total Gain	Cost Base	Reduced Cost Base	Indexed Cost Base	Discounted Gain	Indexed Gain	CGT Gain	CGT Loss
BNDS Beta Lm Aus Bond - BetaShares West Asset Aus Bond Fund (Managed Fund)													
13 Jan 2023	11 Mar 2019	11 Mar 2019	780	20,237.36	18,335.2000		20,237.36	20,237.36					
			Total for Product:	780	20,237.36	18,335.20	20,237.36	20,237.36					1,902.16
NDQ Betasharesnasdaq100 - BetaShares Nasdaq 100 ETF													
13 Jan 2023	11 Mar 2019	11 Mar 2019	932	16,189.60	23,613.2600	7,423.66	16,189.60	16,189.60		4,949.10		4,949.10	
			Total for Product:	932	16,189.60	23,613.26	16,189.60	16,189.60		4,949.10		4,949.10	
QOZ BetasharesrafiAus - BetaShares Ftse Rafi Australia 200 ETF													
13 Jan 2023	11 Mar 2019	11 Mar 2019	3,415	45,363.80	50,512.8700	5,149.07	45,363.80	45,363.80		3,432.71		3,432.71	
			Total for Product:	3,415	45,363.80	50,512.87	45,363.80	45,363.80		3,432.71		3,432.71	
SMLL BetaSmallCompanies - BetaShares Aus Small Co Select Fund (Managed Fund)													
13 Jan 2023	11 Mar 2019	11 Mar 2019	6,850	22,679.59	24,168.6900	1,489.10	22,679.59	22,679.59		992.73		992.73	
			Total for Product:	6,850	22,679.59	24,168.69	22,679.59	22,679.59		992.73		992.73	
GVF Global Value Fnd Ltd - Ordinary Fully Paid													
13 Jan 2023	11 Mar 2019	11 Mar 2019	15,290	16,196.95	17,074.4400	877.49	16,196.95	16,196.95		584.99		584.99	
			Total for Product:	15,290	16,196.95	17,074.44	16,196.95	16,196.95		584.99		584.99	
IHCB ISHARES GBL BND AUD - iShares Core Glb Corporate Bond(Aud Hedged) ETF													
13 Jan 2023	11 Mar 2019	11 Mar 2019	230	24,252.77	21,351.5000		24,252.77	24,252.77					2,901.27
			Total for Product:	230	24,252.77	21,351.50	24,252.77	24,252.77					2,901.27
IEM Ishs MSCI Emg Mktetf - iShares MSCI Emerging Markets ETF													
13 Jan 2023	11 Mar 2019	11 Mar 2019	271	16,195.92	15,801.0500		16,195.92	16,195.92					394.87
			Total for Product:	271	16,195.92	15,801.05	16,195.92	16,195.92					394.87
DJRE SPDR DJ GLOBAL REIT - SPDR Dow Jones Global Real Estate Esg Fund													
13 Jan 2023	11 Mar 2019	11 Mar 2019	723	16,203.36	13,960.2000		16,202.60	16,202.60					2,242.40

13

Capital Gains Tax - Realised
From 1 July 2022 Through 30 June 2023

Account Code: 20002609

Sale Date	Purchase Tax Date	Purchase Trade Date	Movement Quantity	Actual Cost	Sale Proceeds	Total Gain	Cost Base	Reduced Cost Base	Indexed Cost Base	Discounted Gain	Indexed Gain	CGT Gain	CGT Loss
Total for Product:			723	16,203.36	13,960.20		16,202.60	16,202.60					2,242.40
PLUS VanEck Au Corp Bond - VanEck Australian Corporate Bond PLUS ETF													
13 Jan 2023	11 Mar 2019	11 Mar 2019	2,038	36,457.45	32,845.7100		36,457.45	36,457.45					3,611.74
Total for Product:			2,038	36,457.45	32,845.71		36,457.45	36,457.45					3,611.74
MVV VanEck Equal Weight - VanEck Australian Equal Weight ETF													
13 Jan 2023	11 Mar 2019	11 Mar 2019	1,567	45,372.86	52,836.6800	7,382.69	45,453.99	45,453.99		4,921.79		4,921.79	
Total for Product:			1,567	45,372.86	52,836.68	7,382.69	45,453.99	45,453.99		4,921.79		4,921.79	
IFRA VanEck Infrastructure - VanEck Ftse Global Infrastructure (Hedged) ETF													
13 Jan 2023	11 Mar 2019	11 Mar 2019	788	16,196.36	16,639.6000	529.64	16,109.96	16,109.96		353.09		353.09	
Total for Product:			788	16,196.36	16,639.60	529.64	16,109.96	16,109.96		353.09		353.09	
VGS Vngd Intl Shares - Vanguard MSCI Index International Shares ETF													
13 Jan 2023	11 Mar 2019	11 Mar 2019	455	32,411.15	42,211.6400	9,706.99	32,504.65	32,504.65		6,471.32		6,471.32	
Total for Product:			455	32,411.15	42,211.64	9,706.99	32,504.65	32,504.65		6,471.32		6,471.32	
Grand Total:			33,339	307,757.17	329,350.84	32,558.64	307,844.64	307,844.64		21,705.74		21,705.74	11,052.44

329,350.84

307,844.64

$21593.67 - \text{Crown cut}$
 $7197.89 - \text{Discount}$

 $14395.78 = \text{Net gain}$
 $66.66.1.$

21593.67

14

Investment Expenses Paid From 1 July 2022 Through 30 June 2023

4

Account Name: PAK SUPERANNUATION PTY LTD <EMBLING S/F A/C>
Account Code: 20002609

Date	Position	Description	Amount Paid	GST
Expenses				
Client Fee <i>(Client Fee amounts include GST)</i>				
16 Aug 2022	Macquarie CMA	SENTINEL R+A FEE JUN22	-80.00	
19 Aug 2022	Macquarie CMA	SENTINEL R+A FEE JUL22	-80.00	
20 Sep 2022	Macquarie CMA	SENTINEL R+A FEE AUG22	-80.00	
18 Oct 2022	Macquarie CMA	SENTINEL R+A FEE SEP22	-80.00	
15 Nov 2022	Macquarie CMA	SENTINEL R+A FEE OCT22	-80.00	
07 Dec 2022	Macquarie CMA	SENTINEL R+A FEE NOV22	-80.00	
13 Jan 2023	Macquarie CMA	SENTINEL R+A FEE DEC22	-80.00	
22 Feb 2023	Macquarie CMA	SENTINEL R+A FEE JAN23	-80.00	
17 Mar 2023	Macquarie CMA	SENTINEL R+A FEE FEB23	-80.00	
18 Apr 2023	Macquarie CMA	SENTINEL R+A FEE MAR23	-80.00	
18 May 2023	Macquarie CMA	SENTINEL R+A FEE APR23	-100.00	
19 Jun 2023	Macquarie CMA	SENTINEL R+A FEE MAY23	-100.00	

Total Expenses: -1,000.00

Grand Total: -1,000.00

15



Supplementary Information

- i Capital Transactions Report
- ii Cash Transactions Report
- iii Unrealised Capital Gains Report

Please Note:
The attached reports relate specifically to your portfolio investment transactions and may not include all taxable items relating to your portfolio.
These reports do not constitute taxation advice, nor should they be solely relied upon in the preparation of your tax returns. Sentinel urges you to seek advice from taxation professionals when dealing with your taxation matters.
Sentinel takes all care in compiling these reports but can accept no responsibility for any errors or omissions.

16

Capital Transaction

From 1 July 2022 Through 30 June 2023

Account Name: PAK SUPERANNUATION PTY LTD <EMBLING S/F A/C>
 Account Code: 20002609

Code	Description	TradeDate	SettleDate	Quantity	Unit Price	Gross Amount	Brokerage	GST	Net Amount
SALES									
BNDS	Sale: 780@2359.1 Betashares Legg Mason Australian Bond Fund (Managed Fund) (BNDS)	13 Jan 2023	17 Jan 2023	780.00	(23.5067)	(18,401.20)	60.00	6.00	(18,335.20)
DJRE	Sale: 723@1940 SPDR DOW JONES GLOBAL REAL ESTATE FUND (DJRE)	13 Jan 2023	17 Jan 2023	723.00	(19.3087)	(14,026.20)	60.00	6.00	(13,960.20)
GVF	Sale: 15290@112.1 Global Value Fund Limited (GVF)	13 Jan 2023	17 Jan 2023	15,290.00	(1.1167)	(17,140.44)	60.00	6.00	(17,074.44)
IEM	Sale: 271@5855 iShares MSCI Emerging Markets Etf (IEM)	13 Jan 2023	17 Jan 2023	271.00	(58.3065)	(15,867.05)	60.00	6.00	(15,801.05)
IFRA	Sale: 788@2120 VanEck FTSE Global Infrastructure (Hedged) ETF (IFRA)	13 Jan 2023	17 Jan 2023	788.00	(21.1162)	(16,705.60)	60.00	6.00	(16,639.60)
IHCB	Sale: 230@9314 ISHARES GLOBAL CORPORATE BOND ETF (IHCB)	13 Jan 2023	17 Jan 2023	230.00	(92.8326)	(21,422.20)	64.27	6.43	(21,351.50)
MVW	Sale: 1567@3383 VanEck Australian Equal Weight ETF (MVW)	13 Jan 2023	17 Jan 2023	1,567.00	(33.7184)	(53,011.61)	159.03	15.90	(52,836.68)
NDQ	Sale: 932@2542 Betashares Nasdaq 100 ETF (NDQ)	13 Jan 2023	17 Jan 2023	932.00	(25.3361)	(23,691.44)	71.07	7.11	(23,613.26)
PLUS	Sale: 2038@1617 Vaneck Vectors Aust Corp Bond Plus ETF (PLUS)	13 Jan 2023	17 Jan 2023	2,038.00	(16.1166)	(32,954.46)	98.86	9.89	(32,845.71)
QOZ	Sale: 3415@1484 Betashares Ftse Rafi Australia 200 Etf (QOZ)	13 Jan 2023	17 Jan 2023	3,415.00	(14.7915)	(50,680.11)	152.04	15.20	(50,512.87)
SMLL	Sale: 6850@354 Betashares Aust Small Companies Select Fund (Managed Fund) (SMLL)	13 Jan 2023	17 Jan 2023	6,850.00	(3.5283)	(24,248.71)	72.75	7.27	(24,168.69)
VGS	Sale: 455@9308 Vanguard MSCI Index International Shares ETF (VGS)	13 Jan 2023	17 Jan 2023	455.00	(92.7728)	(42,351.40)	127.05	12.71	(42,211.64)
Total Sales:						(330,500.42)	1,045.07	104.51	(329,350.84)
Grand Total:						(330,500.42)	1,045.07	104.51	(329,350.84)

17

Cash Transaction Summary

ii

From 1 July 2022 Through 30 June 2023

Account Name: PAK SUPERANNUATION PTY LTD <EMBLING S/F A/C>
Account Code: 20002609

966869653 (Macq Cash) - PAK SUPERANNUATION PTY LTD ATF EMBLING SUPER FUND

Macquarie CMA (MBLCCMH.CASH)

Opening Balance		01 Jul 2022	23,010.43
Client Fee			
SENTINEL R+A FEE JUN22		16 Aug 2022	-80.00
SENTINEL R+A FEE JUL22		19 Aug 2022	-80.00
SENTINEL R+A FEE AUG22		20 Sep 2022	-80.00
SENTINEL R+A FEE SEP22		18 Oct 2022	-80.00
SENTINEL R+A FEE OCT22		15 Nov 2022	-80.00
SENTINEL R+A FEE NOV22		07 Dec 2022	-80.00
SENTINEL R+A FEE DEC22		13 Jan 2023	-80.00
SENTINEL R+A FEE JAN23		22 Feb 2023	-80.00
SENTINEL R+A FEE FEB23		17 Mar 2023	-80.00
SENTINEL R+A FEE MAR23		18 Apr 2023	-80.00
SENTINEL R+A FEE APR23		18 May 2023	-100.00
SENTINEL R+A FEE MAY23		19 Jun 2023	-100.00
		Total Client Fee:	-1,000.00
Deposit			
TAL Life Limited TAL/1718649 75		01 Jul 2022	3,376.52
TAL Life Limited TAL/1718649 75		04 Jul 2022	322.54
QUICKSUPER QUICKSPR3248554319		11 Jul 2022	95.45
QUICKSUPER QUICKSPR3259922874		25 Jul 2022	95.45
TAL Life Limited TAL/1718649 76		03 Aug 2022	311.78
TAL Life Limited TAL/1718649 76		04 Aug 2022	3,376.52
QUICKSUPER QUICKSPR3271457913		09 Aug 2022	95.45
QUICKSUPER QUICKSPR3280964134		22 Aug 2022	95.45
TAL Life Limited TAL/1718649 76		02 Sep 2022	3,376.52
QUICKSUPER QUICKSPR3291545264		05 Sep 2022	95.45
QUICKSUPER QUICKSPR3302508087		19 Sep 2022	95.45
TAL Life Limited TAL/1718649 76		04 Oct 2022	3,376.52
QUICKSUPER QUICKSPR3313709278		04 Oct 2022	95.45
QUICKSUPER QUICKSPR3326130857		19 Oct 2022	95.45
QUICKSUPER QUICKSPR3335332551		31 Oct 2022	95.45
TAL Life Limited TAL/1718649 76		03 Nov 2022	3,376.52
QUICKSUPER QUICKSPR3345963298		14 Nov 2022	95.45
QUICKSUPER QUICKSPR3356216537		28 Nov 2022	95.45

18

Cash Transaction Summary

From 1 Jul 2022 Through 30 Jun 2023

Account Code:20002609

TAL Life Limited TAL/1718649 76	02 Dec 2022	3,376.52
QUICKSUPER QUICKSPR3367464378	13 Dec 2022	96.45
QUICKSUPER QUICKSPR3377048070	28 Dec 2022	96.88
QUICKSUPER QUICKSPR3385086839	10 Jan 2023	96.88
TAL Life Limited TAL/1718649 77	11 Jan 2023	2,051.55
Australian Inves S IHCB 108580	17 Jan 2023	21,351.50
Australian Inves S IEM 108578	17 Jan 2023	15,801.05
Australian Inves S VGS 108585	17 Jan 2023	42,211.64
Australian Inves S QOZ 108584	17 Jan 2023	50,512.87
Australian Inves S IFRA 108579	17 Jan 2023	16,639.60
Australian Inves S NDQ 108582	17 Jan 2023	23,613.26
Australian Inves S MVW 108581	17 Jan 2023	52,836.68
Australian Inves S DJRE 108577	17 Jan 2023	13,960.20
Australian Inves S SMLL 108588	17 Jan 2023	24,168.69
Australian Inves S GVF 108586	17 Jan 2023	17,074.44
Australian Inves S PLUS 108583	17 Jan 2023	32,845.71
Australian Inves S BNDS 108589	17 Jan 2023	18,335.20
QUICKSUPER QUICKSPR3395122091	24 Jan 2023	96.88
TAL Life Limited TAL/1718649 77	07 Feb 2023	2,335.13
QUICKSUPER QUICKSPR3405099984	07 Feb 2023	96.88
VMS CONTRACTORS VMS SUPERANNUATION	14 Feb 2023	379.47
QUICKSUPER QUICKSPR3415356506	21 Feb 2023	96.88
QUICKSUPER QUICKSPR3428668537	10 Mar 2023	96.88
ATO ATO004000017553733	18 Apr 2023	1,473.25
ATO ATO002000018074899	28 Apr 2023	226.20
Distribution Effect		
DJRE DST 001278679754	12 Jul 2022	706.53
IHCB PAYMENT JUL22/00802638	13 Jul 2022	123.52
IEM PAYMENT JUL22/00809205	13 Jul 2022	147.51
VGS PAYMENT JUL22/00827426	18 Jul 2022	249.49
BNDS DST 001279190304	18 Jul 2022	21.37
NDQ DST JUNE 001279694225	18 Jul 2022	784.36
SMLL DST 001279015585	18 Jul 2022	923.79
QOZ DST 001279316657	18 Jul 2022	2,510.41
IFRA DST 001279827198	25 Jul 2022	126.08
PLUS DST 001279841483	25 Jul 2022	244.56
MVW DST 001279796526	25 Jul 2022	955.87
MACQUARIE CMA INTEREST PAID	29 Jul 2022	9.26
BNDS DST 001280048474	16 Aug 2022	21.79
MACQUARIE CMA INTEREST PAID	31 Aug 2022	17.44
BNDS DST 001283657371	16 Sep 2022	12.36
MACQUARIE CMA INTEREST PAID	30 Sep 2022	18.48
IHCB PAYMENT OCT22/00802574	13 Oct 2022	206.51
BNDS DST 001285123113	18 Oct 2022	37.29
Total Deposit:		358,437.56

19

Cash Transaction Summary
From 1 Jul 2022 Through 30 Jun 2023

Account Code:20002609

	IFRA DST 001285243686	18 Oct 2022	126.08
	PLUS DST 001285247204	18 Oct 2022	244.56
	VGS PAYMENT OCT22/00827474	18 Oct 2022	158.49
	MACQUARIE CMA INTEREST PAID	31 Oct 2022	29.15
	GLOBAL VALUE FUN S00112808400	08 Nov 2022	504.57
	BNDS DST 001285563215	16 Nov 2022	35.43
	PLUS DST 001285636522	16 Nov 2022	91.71
	MACQUARIE CMA INTEREST PAID	30 Nov 2022	26.61
	BNDS DST 001287328111	16 Dec 2022	27.61
	PLUS DST 001287437312	16 Dec 2022	91.71
	MACQUARIE CMA INTEREST PAID	30 Dec 2022	35.21
	IEM PAYMENT JAN23/00808649	05 Jan 2023	190.64
	DJRE DST 001287901524	12 Jan 2023	189.47
	IFRA DST 001288659968	18 Jan 2023	126.08
	MVW DST 001288678073	18 Jan 2023	924.53
	VGS PAYMENT JAN23/00826410	18 Jan 2023	138.08
	NDQ DST 001288607850	18 Jan 2023	28.92
	BNDS DST 001288631855	18 Jan 2023	57.26
	SMLL DST 001288238682	18 Jan 2023	489.21
	QOZ DST 001288153974	18 Jan 2023	1,342.20
	PLUS DST 001288730434	23 Jan 2023	91.71
	MACQUARIE CMA INTEREST PAID	31 Jan 2023	354.93
	MACQUARIE CMA INTEREST PAID	28 Feb 2023	590.68
	MACQUARIE CMA INTEREST PAID	31 Mar 2023	696.15
	MACQUARIE CMA INTEREST PAID	28 Apr 2023	660.68
	MACQUARIE CMA INTEREST PAID	31 May 2023	816.29
	MACQUARIE CMA INTEREST PAID	30 Jun 2023	812.44
		Total Distribution Effect:	15,997.02
Tax Refund			
	Kevin EMBLING Tax payback	03 Jan 2023	30,000.00
		Total Tax Refund:	30,000.00
Withdrawal			
	TRANSACT FUNDS TFR TO KJPA EMBLING	17 Aug 2022	-20,000.00
	TRANSACT FUNDS TFR TO KJPA EMBLING	04 Nov 2022	-10,000.00
	TAL Life Limited 1718649-C6099535	10 Jan 2023	-10,528.32
		Total Withdrawal:	-40,528.32
		Total:	362,906.26
Closing Balance		30 Jun 2023	385,916.69

20

Cash Transaction Summary
From 1 Jul 2022 Through 30 Jun 2023

Account Code:20002609

21

Capital Gains Tax - Unrealised As At: 30 June 2023

iii

Account Name: PAK SUPERANNUATION PTY LTD <EMBLING S/F A/C>
Account Code: 20002609

Capital Gains Tax - Unrealised Account Code:
As at: 30 Jun 2023

Tax Date	Trans. Date	Quantity	Actual Cost	Market Value	Total Gain	Cost Base	Reduced Cost Base	Indexed Cost Base	Discounted Gain	Indexed Gain	CGT Gain	CGT Loss
No records exist.												
Total for Product:												
Grand Total:												

20002609: PAK SUPERANNUATION PTY LTD <EMBLING S/F A/C> - TAX COMPONENTS REPORT 2023

This report has been prepared to assist you with the completion of your Australian Income Tax Return.



	EXPORT LABEL	CASH DISTRIBUTION (\$)	TAX PAID TAX OFFSETS (\$)	TAXABLE AMOUNT (\$)	TAX RETURN LABEL (INDIVIDUALS)
INVESTMENTS IN AUSTRALIAN LISTED COMPANIES					
Income					
Domestic Dividends - Franked	2	\$504.57		\$504.57	ITEM 11T
- Unfranked	1	\$0.00		\$0.00	ITEM 11S
- Imputation Credits	3				
Foreign Dividends - Net Foreign Dividends	4	\$0.00	\$216.24	\$0.00	ITEM 11U
- Conduit Foreign Income	6	\$0.00		\$0.00	ITEM 20E
- Foreign Tax Credit	5		\$0.00	\$0.00	ITEM 20E
GROSS DIVIDENDS FROM LISTED COMPANIES		\$504.57		\$720.81	ITEM 200
INVESTMENTS IN TRUSTS					
Australian Income					
Dividends - Unfranked	35			\$250.02	
Interest Amount - Domestic Amount	7			\$428.34	
- Domestic (Infrastructure Bond) Amount	8			\$0.00	
Other Australian Income	21			\$99.98	
Non-primary Production Income				\$778.34	ITEM 13U
Dividends - Franked	36	\$1,830.57		\$2,695.22	ITEM 13C
Imputation Credit	37		\$864.65		ITEM 13Q
Tax Credit - Tax Paid by Trustee	26		\$0.00		ITEM 13U
CAPITAL GAINS					
Discounted Capital Gains - Domestic	12			\$383.30	
Undiscounted Capital Gains - Domestic	11			\$32.23	
Discounted Capital Gains - Other	14			\$0.00	
Undiscounted Capital Gains - Other	13			\$0.00	
Net Capital Gains				\$415.53	ITEM 18A
AMIT CGT Gross Up Amount	45			\$383.30	
Other Capital Gains Distribution					
Total Current Year Capital Gains				\$798.82	ITEM 18H
FOREIGN INCOME					
Foreign - Net Interest Amount	9			\$0.00	
Foreign - Tax Credit Other	10			\$0.00	
Foreign - Non-discounted Capital Gain Amount (not subject to withholding tax amount)	15		\$0.00	\$0.00	
Foreign - Discounted Capital Gain Amount (not subject to withholding tax amount)	16			\$0.00	
Foreign - Non-discounted Capital Gain Amount (subject to withholding tax amount)	17			\$0.00	
Foreign - Discounted Capital Gain Amount (subject to withholding tax amount)	18			\$0.00	
Foreign - Capital Gain	19			\$0.00	
Foreign - Capital Gain - Foreign Tax Credit	20			\$0.00	
Foreign - Trust and CFC Income	27		\$0.00	\$0.00	
Foreign - FIF and FLP Income	28			\$0.00	
Foreign - Modified Passive Income	29			\$0.00	
Foreign - Tax Credit - Undisclosed	30		\$0.00	\$872.66	
Foreign - Other Sourced Income	31			\$0.00	
Foreign - Undisclosed Sourced Income	32			\$0.00	
Foreign - Tax Credit - Modified Passive	33		\$116.55	\$0.00	
Foreign - Tax Credit - Other	34		\$0.00	\$0.00	
Foreign - Net Dividend Amount	38			\$0.00	
Foreign - Tax Credit - Dividend	39		\$0.00	\$0.00	
Discounted - Capital Gain - Distributed	40			\$0.00	
Discounted - Capital Gain - Distributed - Foreign Tax Credit	41		\$0.00	\$0.00	
Total Foreign Income			\$116.55		ITEM 200
OTHER NON-ASSESSABLE AMOUNTS					
Tax Exempt Income	23	\$0.00		\$989.20	ITEM 20E
Tax Free Amount	24	\$0.00			
Tax Deferred Amount	25	\$0.00			
Non-assessable Amount	44	\$432.53			
CGT Concession Amount	22	\$0.00			
Total Non-Assessable Amount		\$432.53			
GROSS DISTRIBUTIONS FROM LISTED TRUSTS					
Non Resident - Withholding Tax	42	\$0.00			ITEM 200
NET CASH DISTRIBUTIONS FROM LISTED TRUSTS		\$4,631.64			
Macquarie CMA Interest		\$4,067.32			
Total Cash Received During Tax Year		\$9,203.53			

23



TAX YEAR	SECURITY	AMIT COST BASE ADJUSTMENT	ACTION
2023	BNDS	\$-1.32	Decrease Cost Base
2023	CASH	\$0.00	
2023	DJRE	\$-0.82	Decrease Cost Base
2023	GVF	\$0.00	
2023	IEM	\$0.00	
2023	IFRA	\$-91.08	Decrease Cost Base
2023	IHCB	\$-81.07	Decrease Cost Base
2023	MVW	\$162.35	Increase Cost Base
2023	NDQ	\$0.00	
2023	PLUS	\$-275.54	Decrease Cost Base
2023	QOZ	\$-24.46	Decrease Cost Base
2023	SMLL	\$-29.88	Decrease Cost Base
2023	VGS	\$0.00	

24

20002609: PAK SUPERANNUATION PTY LTD <EMBLING S/F A/C> - INCOME REPORT 2023

*Please Note Complete "Unit Trust Distribution" component breakdowns are itemised in the Tax Component Report and Excel Extracts.



TAX YEAR	SECURITY TYPE	SECURITY CODE	EX-DIV	PAY DATE	DIV PAID	AMOUNT RECEIVED	*DOMESTIC DIVIDENDS			*FOREIGN DIVIDENDS		
							UNFRANKED	FRANKED	IMPUTATION	NET FOREIGN DIVIDEND	CONDUIT FOREIGN INCOME	FOREIGN TAX CREDITS
2023	Unit Trust Distribution	BNDS	01-08-2022	16-08-2022	\$0.0279	\$21.79	-	-	-	-	-	-
2023	Unit Trust Distribution	BNDS	01-09-2022	16-09-2022	\$0.0158	\$12.36	-	-	-	-	-	-
2023	Unit Trust Distribution	BNDS	03-10-2022	18-10-2022	\$0.0478	\$37.29	-	-	-	-	-	-
2023	Unit Trust Distribution	BNDS	01-11-2022	16-11-2022	\$0.0454	\$35.43	-	-	-	-	-	-
2023	Unit Trust Distribution	BNDS	01-12-2022	16-12-2022	\$0.0354	\$27.61	-	-	-	-	-	-
2023	Unit Trust Distribution	BNDS	03-01-2023	18-01-2023	\$0.0734	\$57.26	-	-	-	-	-	-
TOTAL						\$191.74	\$0.00	\$0.00	\$0.00	\$0.00	\$0.00	\$0.00
2023	MACQUARIE CMA INTEREST	CASH	29-07-2022	29-07-2022	-	\$9.26	-	-	-	-	-	-
2023	MACQUARIE CMA INTEREST	CASH	31-08-2022	31-08-2022	-	\$17.44	-	-	-	-	-	-
2023	MACQUARIE CMA INTEREST	CASH	30-09-2022	30-09-2022	-	\$18.48	-	-	-	-	-	-
2023	MACQUARIE CMA INTEREST	CASH	31-10-2022	31-10-2022	-	\$29.15	-	-	-	-	-	-
2023	MACQUARIE CMA INTEREST	CASH	30-11-2022	30-11-2022	-	\$26.61	-	-	-	-	-	-
2023	MACQUARIE CMA INTEREST	CASH	30-12-2022	30-12-2022	-	\$35.21	-	-	-	-	-	-
2023	MACQUARIE CMA INTEREST	CASH	31-01-2023	31-01-2023	-	\$354.93	-	-	-	-	-	-
2023	MACQUARIE CMA INTEREST	CASH	28-02-2023	28-02-2023	-	\$590.68	-	-	-	-	-	-
2023	MACQUARIE CMA INTEREST	CASH	31-03-2023	31-03-2023	-	\$696.15	-	-	-	-	-	-
2023	MACQUARIE CMA INTEREST	CASH	28-04-2023	28-04-2023	-	\$660.68	-	-	-	-	-	-
2023	MACQUARIE CMA INTEREST	CASH	31-05-2023	31-05-2023	-	\$816.29	-	-	-	-	-	-
2023	MACQUARIE CMA INTEREST	CASH	30-06-2023	30-06-2023	-	\$812.44	-	-	-	-	-	-
TOTAL						\$4,067.32	\$0.00	\$0.00	\$0.00	\$0.00	\$0.00	\$0.00
2023	Unit Trust Distribution	DJRE	29-12-2022	12-01-2023	\$0.2621	\$189.47	\$0.00	\$0.31	\$0.16	-	-	-
TOTAL						\$189.47	\$0.00	\$0.31	\$0.16	\$0.00	\$0.00	\$0.00
2023	Dividend	GVF	30-09-2022	08-11-2022	\$0.0330	\$504.57	-	\$504.57	\$216.24	-	-	-
TOTAL						\$504.57	\$0.00	\$504.57	\$216.24	\$0.00	\$0.00	\$0.00
2023	Unit Trust Distribution	IEM	21-12-2022	05-01-2023	\$0.7035	\$190.64	-	-	-	-	-	-
TOTAL						\$190.64	\$0.00	\$0.00	\$0.00	\$0.00	\$0.00	\$0.00
2023	Unit Trust Distribution	IFRA	03-10-2022	18-10-2022	\$0.1600	\$126.08	-	-	\$0.24	-	-	-
2023	Unit Trust Distribution	IFRA	03-01-2023	18-01-2023	\$0.1600	\$126.08	-	-	\$0.24	-	-	-
TOTAL						\$252.16	\$0.00	\$0.00	\$0.48	\$0.00	\$0.00	\$0.00
2023	Unit Trust Distribution	IHCB	03-10-2022	13-10-2022	\$0.8979	\$206.51	-	-	-	-	-	-
TOTAL						\$206.51	\$0.00	\$0.00	\$0.00	\$0.00	\$0.00	\$0.00
2023	Unit Trust Distribution	MVW	03-01-2023	18-01-2023	\$0.5900	\$924.53	\$97.54	\$561.28	\$268.21	-	-	-
TOTAL						\$924.53	\$97.54	\$561.28	\$268.21	\$0.00	\$0.00	\$0.00
2023	Unit Trust Distribution	NDQ	03-01-2023	18-01-2023	\$0.0310	\$28.92	-	-	-	-	-	-
TOTAL						\$28.92	\$0.00	\$0.00	\$0.00	\$0.00	\$0.00	\$0.00
2023	Unit Trust Distribution	PLUS	03-10-2022	18-10-2022	\$0.1200	\$244.56	-	-	-	-	-	-
2023	Unit Trust Distribution	PLUS	01-11-2022	16-11-2022	\$0.0450	\$91.71	-	-	-	-	-	-
2023	Unit Trust Distribution	PLUS	01-12-2022	16-12-2022	\$0.0450	\$91.71	-	-	-	-	-	-
2023	Unit Trust Distribution	PLUS	06-01-2023	23-01-2023	\$0.0450	\$91.71	-	-	-	-	-	-
TOTAL						\$519.69	\$0.00	\$0.00	\$0.00	\$0.00	\$0.00	\$0.00
2023	Unit Trust Distribution	QOZ	03-01-2023	18-01-2023	\$0.3930	\$1,342.20	\$71.07	\$917.71	\$426.20	-	-	-
TOTAL						\$1,342.20	\$71.07	\$917.71	\$426.20	\$0.00	\$0.00	\$0.00
2023	Unit Trust Distribution	SMLL	03-01-2023	18-01-2023	\$0.0714	\$489.21	\$81.41	\$351.26	\$169.60	-	-	-
TOTAL						\$489.21	\$81.41	\$351.26	\$169.60	\$0.00	\$0.00	\$0.00
2023	Unit Trust Distribution	VGS	03-10-2022	18-10-2022	\$0.3483	\$158.49	-	-	-	-	-	-
2023	Unit Trust Distribution	VGS	03-01-2023	18-01-2023	\$0.3035	\$138.08	-	-	-	-	-	-
TOTAL						\$296.57	\$0.00	\$0.00	\$0.00	\$0.00	\$0.00	\$0.00
GRAND TOTAL						\$9,203.53	\$250.02	\$2,335.14	\$1,080.90	\$0.00	\$0.00	\$0.00

2863.97
1227.54
4091.50

Handwritten mark resembling a stylized '2' or '8'.

Handwritten number '25'.

Transaction Date	Description	Product	Category	Subcategory	Notes	Debit	Credit	Balance
14-Feb-23	VMS CONTRACTORS VMS SUPERANNUATION	CASH MANAGEMENT ACCOUNT	Financial	Transfers			379.47	380,887.74
0716 02 7-Feb-23	QUICKSUPER QUICKSPR3405099984 ✓	CASH MANAGEMENT ACCOUNT	Financial	Transfers			96.88	380,507.77
0584 7-Feb-23	TAL Life Limited TAL/1718649 77 ✓	CASH MANAGEMENT ACCOUNT	Financial	Transfers			2,335.13	380,410.89
31-Jan-23	MACQUARIE CMA INTEREST PAID	CASH MANAGEMENT ACCOUNT	Income	Interest			354.93	378,075.76
0216 02 24-Jan-23	QUICKSUPER QUICKSPR3395122091 ✓	CASH MANAGEMENT ACCOUNT	Financial	Transfers			96.88	377,720.83
23-Jan-23	PLUS DST 001288730434 ✓	CASH MANAGEMENT ACCOUNT	Income	Dividends & Distributions			91.71	377,623.95
18-Jan-23	VGS PAYMENT JAN23/00826410 ✓	CASH MANAGEMENT ACCOUNT	Income	Dividends & Distributions			138.08	377,532.24
18-Jan-23	MVW DST 001288678073 ✓	CASH MANAGEMENT ACCOUNT	Income	Dividends & Distributions			924.53	377,394.16
18-Jan-23	IFRA DST 001288659968 ✓	CASH MANAGEMENT ACCOUNT	Income	Dividends & Distributions			126.08	376,469.63
18-Jan-23	QOZ DST 001288153974 ✓	CASH MANAGEMENT ACCOUNT	Income	Dividends & Distributions			1,342.20	376,343.55
18-Jan-23	SMLL DST 001288238682 ✓	CASH MANAGEMENT ACCOUNT	Income	Dividends & Distributions			489.21	375,001.35
18-Jan-23	BNDS DST 001288631855 ✓	CASH MANAGEMENT ACCOUNT	Income	Dividends & Distributions			57.26	374,512.14
18-Jan-23	NDQ DST 001288607850 ✓	CASH MANAGEMENT ACCOUNT	Income	Dividends & Distributions			28.92	374,454.88
17-Jan-23	Australian Inves S MVW 108581 ✓	CASH MANAGEMENT ACCOUNT	Financial	Transfers			52,836.68	374,425.96
17-Jan-23	Australian Inves S QOZ 108584 ✓	CASH MANAGEMENT ACCOUNT	Financial	Transfers			50,512.87	321,589.28
17-Jan-23	Australian Inves S VGS 108585 ✓	CASH MANAGEMENT ACCOUNT	Financial	Transfers			42,211.64	271,076.41
17-Jan-23	Australian Inves S PLUS 108583 ✓	CASH MANAGEMENT ACCOUNT	Financial	Transfers			32,845.71	228,864.77
17-Jan-23	Australian Inves S SMILL 108588 ✓	CASH MANAGEMENT ACCOUNT	Financial	Transfers			24,168.69	196,019.06
17-Jan-23	Australian Inves S NDQ 108582 ✓	CASH MANAGEMENT ACCOUNT	Financial	Transfers			23,613.26	171,850.37
17-Jan-23	Australian Inves S IHCB 108580 ✓	CASH MANAGEMENT ACCOUNT	Financial	Transfers			21,351.50	148,237.11
17-Jan-23	Australian Inves S BNDS 108589 ✓	CASH MANAGEMENT ACCOUNT	Financial	Transfers			18,335.20	126,885.61
17-Jan-23	Australian Inves S GVF 108586 ✓	CASH MANAGEMENT ACCOUNT	Financial	Transfers			17,074.44	108,550.41
17-Jan-23	Australian Inves S IFRA 108579 ✓	CASH MANAGEMENT ACCOUNT	Financial	Transfers			16,639.60	91,475.97
17-Jan-23	Australian Inves S IEM 108578 ✓	CASH MANAGEMENT ACCOUNT	Financial	Transfers			15,801.05	74,836.37
17-Jan-23	Australian Inves S DJRE 108577 ✓	CASH MANAGEMENT ACCOUNT	Financial	Transfers			13,960.20	59,035.32
13-Jan-23	SENTINEL R+A FEE DEC22 ✓	CASH MANAGEMENT ACCOUNT	Financial	Transfers		80		59,035.32
12-Jan-23	DJRE DST 001287901524 ✓	CASH MANAGEMENT ACCOUNT	Income	Dividends & Distributions			189.47	45,075.12
11-Jan-23	TAL Life Limited TAL/1718649 77 ✓	CASH MANAGEMENT ACCOUNT	Financial	Transfers			2,051.55	44,965.65
10-Jan-23	TAL Life Limited 1718649-C6099535 ✓	CASH MANAGEMENT ACCOUNT	Financial	Direct Debits	10,528.32			42,914.10
10-Jan-23	QUICKSUPER QUICKSPR3385086839 ✓	CASH MANAGEMENT ACCOUNT	Financial	Transfers			96.88	53,442.42
5-Jan-23	IEM PAYMENT JAN23/00808649 ✓	CASH MANAGEMENT ACCOUNT	Income	Dividends & Distributions			190.64	53,345.54
3-Jan-23	Kevin EMBLING Tax payback ✓	CASH MANAGEMENT ACCOUNT	Income	Transfers			30,000.00	53,154.90
30-Dec-22	MACQUARIE CMA INTEREST PAID ✓	CASH MANAGEMENT ACCOUNT	Income	Interest			35.21	23,154.90
28-Dec-22	QUICKSUPER QUICKSPR3377048070 ✓	CASH MANAGEMENT ACCOUNT	Financial	Transfers			96.88	23,119.69
16-Dec-22	PLUS DST 001287437312 ✓	CASH MANAGEMENT ACCOUNT	Income	Dividends & Distributions			91.71	23,022.81
16-Dec-22	BNDS DST 001287328111 ✓	CASH MANAGEMENT ACCOUNT	Income	Dividends & Distributions			27.61	22,931.10
13-Dec-22	QUICKSUPER QUICKSPR3367464378 ✓	CASH MANAGEMENT ACCOUNT	Financial	Transfers			96.45	22,903.49
7-Dec-22	SENTINEL R+A FEE NOV22 ✓	CASH MANAGEMENT ACCOUNT	Financial	Transfers		80		22,807.04
2-Dec-22	TAL Life Limited TAL/1718649 76 ✓	CASH MANAGEMENT ACCOUNT	Financial	Transfers			3,376.52	22,887.04
30-Nov-22	MACQUARIE CMA INTEREST PAID ✓	CASH MANAGEMENT ACCOUNT	Income	Interest			26.61	19,510.52
28-Nov-22	QUICKSUPER QUICKSPR3356216537 ✓	CASH MANAGEMENT ACCOUNT	Financial	Transfers			95.45	19,483.91
16-Nov-22	PLUS DST 001285636522 ✓	CASH MANAGEMENT ACCOUNT	Income	Dividends & Distributions			91.71	19,388.46
16-Nov-22	BNDS DST 001285563215 ✓	CASH MANAGEMENT ACCOUNT	Income	Dividends & Distributions			35.43	19,296.75
15-Nov-22	SENTINEL R+A FEE OCT22 ✓	CASH MANAGEMENT ACCOUNT	Financial	Transfers		80		19,261.32
14-Nov-22	QUICKSUPER QUICKSPR3345963298 ✓	CASH MANAGEMENT ACCOUNT	Financial	Transfers			95.45	19,341.32
8-Nov-22	GLOBAL VALUE FUN 500112808400 ✓	CASH MANAGEMENT ACCOUNT	Income	Dividends & Distributions			504.57	19,245.87

0584	4-Nov-22	TRANSACT FUNDS TFR TO KIPA EMBLING	CASH MANAGEMENT ACCOUNT	Financial	Transfers	10,000.00	18,741.30
0584	3-Nov-22	TAL Life Limited TAL/1718649 76	CASH MANAGEMENT ACCOUNT	Financial	Transfers	3,376.52	28,741.30
071602	31-Oct-22	QUICKSUPER QUICKSPR333532551	CASH MANAGEMENT ACCOUNT	Financial	Transfers	95.45	25,364.78
071602	31-Oct-22	MACQUARIE CMA INTEREST PAID	CASH MANAGEMENT ACCOUNT	Income	Interest	29.15	25,269.33
071602	19-Oct-22	QUICKSUPER QUICKSPR3326130857	CASH MANAGEMENT ACCOUNT	Financial	Transfers	95.45	25,240.18
071602	18-Oct-22	SENTINEL R+A FEE SEP22	CASH MANAGEMENT ACCOUNT	Financial	Transfers	80	25,144.73
071602	18-Oct-22	VGS PAYMENT OCT22/00827474	CASH MANAGEMENT ACCOUNT	Income	Dividends & Distributions	158.49	25,224.73
071602	18-Oct-22	PLUS DST 001285247204	CASH MANAGEMENT ACCOUNT	Income	Dividends & Distributions	244.56	25,066.24
071602	18-Oct-22	IFRA DST 001285243686	CASH MANAGEMENT ACCOUNT	Income	Dividends & Distributions	126.08	24,821.68
071602	18-Oct-22	BNDS DST 001285123113	CASH MANAGEMENT ACCOUNT	Income	Dividends & Distributions	37.29	24,695.60
071602	13-Oct-22	IHCB PAYMENT OCT22/00802574	CASH MANAGEMENT ACCOUNT	Income	Dividends & Distributions	206.51	24,658.31
0584	4-Oct-22	QUICKSUPER QUICKSPR3313709278	CASH MANAGEMENT ACCOUNT	Financial	Transfers	95.45	24,451.80
0584	4-Oct-22	TAL Life Limited TAL/1718649 76	CASH MANAGEMENT ACCOUNT	Financial	Transfers	3,376.52	24,356.35
071602	30-Sep-22	MACQUARIE CMA INTEREST PAID	CASH MANAGEMENT ACCOUNT	Income	Interest	18.48	20,979.83
071602	20-Sep-22	SENTINEL R+A FEE AUG22	CASH MANAGEMENT ACCOUNT	Financial	Transfers	80	20,961.35
071602	19-Sep-22	QUICKSUPER QUICKSPR3302508087	CASH MANAGEMENT ACCOUNT	Financial	Transfers	95.45	21,041.35
071602	16-Sep-22	BNDS DST 001283657371	CASH MANAGEMENT ACCOUNT	Income	Dividends & Distributions	12.36	20,945.90
071602	5-Sep-22	QUICKSUPER QUICKSPR3291545264	CASH MANAGEMENT ACCOUNT	Financial	Transfers	95.45	20,933.54
0584	2-Sep-22	TAL Life Limited TAL/1718649 76	CASH MANAGEMENT ACCOUNT	Financial	Transfers	3,376.52	20,838.09
0584	31-Aug-22	MACQUARIE CMA INTEREST PAID	CASH MANAGEMENT ACCOUNT	Income	Interest	17.44	17,461.57
071602	22-Aug-22	QUICKSUPER QUICKSPR3280964134	CASH MANAGEMENT ACCOUNT	Financial	Transfers	95.45	17,444.13
1798	19-Aug-22	SENTINEL R+A FEE JUL22	CASH MANAGEMENT ACCOUNT	Financial	Transfers	80	17,348.68
1798	17-Aug-22	TRANSACT FUNDS TFR TO KIPA EMBLING	CASH MANAGEMENT ACCOUNT	Financial	Transfers	20,000.00	17,428.68
1798	16-Aug-22	SENTINEL R+A FEE JUN22	CASH MANAGEMENT ACCOUNT	Financial	Transfers	80	37,428.68
1798	16-Aug-22	BNDS DST 001280048474	CASH MANAGEMENT ACCOUNT	Income	Dividends & Distributions	21.79	37,508.68
071602	9-Aug-22	QUICKSUPER QUICKSPR3271457913	CASH MANAGEMENT ACCOUNT	Financial	Transfers	95.45	37,486.89
071602	4-Aug-22	TAL Life Limited TAL/1718649 76	CASH MANAGEMENT ACCOUNT	Financial	Transfers	3,376.52	37,391.44
071602	3-Aug-22	TAL Life Limited TAL/1718649 76	CASH MANAGEMENT ACCOUNT	Financial	Transfers	311.78	34,014.92
071602	29-Jul-22	MACQUARIE CMA INTEREST PAID	CASH MANAGEMENT ACCOUNT	Income	Interest	9.26	33,703.14
071602	25-Jul-22	QUICKSUPER QUICKSPR3259922874	CASH MANAGEMENT ACCOUNT	Financial	Transfers	95.45	33,693.88
071602	25-Jul-22	MVV DST 001279796526	CASH MANAGEMENT ACCOUNT	Income	Dividends & Distributions	955.87	33,598.43
071602	25-Jul-22	PLUS DST 001279841483	CASH MANAGEMENT ACCOUNT	Income	Dividends & Distributions	244.56	32,642.56
071602	25-Jul-22	IFRA DST 001279827198	CASH MANAGEMENT ACCOUNT	Income	Dividends & Distributions	126.08	32,398.00
071602	18-Jul-22	QOZ DST 001279316657	CASH MANAGEMENT ACCOUNT	Income	Dividends & Distributions	2,510.41	32,271.92
071602	18-Jul-22	SMML DST 001279015585	CASH MANAGEMENT ACCOUNT	Income	Dividends & Distributions	923.79	29,761.51
071602	18-Jul-22	NDQ DST JUNE 001279694225	CASH MANAGEMENT ACCOUNT	Income	Dividends & Distributions	784.36	28,837.72
071602	18-Jul-22	BNDS DST 001279190304	CASH MANAGEMENT ACCOUNT	Income	Dividends & Distributions	21.37	28,053.36
071602	18-Jul-22	VGS PAYMENT JUL22/00827426	CASH MANAGEMENT ACCOUNT	Income	Dividends & Distributions	249.49	28,031.99
071602	13-Jul-22	DEM PAYMENT JUL22/00809205	CASH MANAGEMENT ACCOUNT	Income	Dividends & Distributions	147.51	27,782.50
071602	13-Jul-22	IHCB PAYMENT JUL22/00802638	CASH MANAGEMENT ACCOUNT	Income	Dividends & Distributions	123.52	27,634.99
071602	12-Jul-22	DIRE DST 001278679754	CASH MANAGEMENT ACCOUNT	Income	Dividends & Distributions	706.53	27,511.47
071602	11-Jul-22	QUICKSUPER QUICKSPR3248554319	CASH MANAGEMENT ACCOUNT	Financial	Transfers	95.45	26,804.94
0584	4-Jul-22	TAL Life Limited TAL/1718649 75	CASH MANAGEMENT ACCOUNT	Financial	Transfers	322.54	26,709.49
0584	1-Jul-22	TAL Life Limited TAL/1718649 75	CASH MANAGEMENT ACCOUNT	Financial	Transfers	3,376.52	26,386.95
0584	30-Jun-22	MACQUARIE CMA INTEREST PAID	CASH MANAGEMENT ACCOUNT	Income	Interest	2.72	23,010.43

27

page 1 of 3 statement no. 25
from 31 May 23 to 30 Jun 23



Macquarie Cash Management Account

MACQUARIE BANK LIMITED
ABN 46 008 583 542 AFSL 237502

enquiries 1800 806 310
transact@macquarie.com
www.macquarie.com.au

GPO Box 2520
Sydney, NSW 2001

1 Shelley Street
Sydney, NSW 2000



052 453010

EMBLING SUPER FUND
22 RED POLL COURT
LOWER CHITTERING WA 6084

account balance **\$385,916.69**
as at 30 Jun 23

account name PAK SUPERANNUATION PTY LTD ATF
EMBLING SUPER FUND
account no. 966869653

transaction	description	debits	credits	balance
31.05.23	OPENING BALANCE			385,204.25
19.06.23	Funds transfer SENTINEL R+A FEE MAY23	100.00 ✓		385,104.25
30.06.23	Interest MACQUARIE CMA INTEREST PAID*		812.44 ✓	385,916.69
	CLOSING BALANCE AS AT 30 JUN 23	100.00	812.44	385,916.69

* Stepped interest rates for the period 1 June to 22 June: balances \$0.00 to \$4,999.99 earned 2.50% balances \$5,000.00 and above earned 2.50% pa (22 days); 23 June to 30 June: balances \$0.00 to \$4,999.99 earned 2.75% balances \$5,000.00 and above earned 2.75% pa (8 days)


how to make a transaction

online
Log in to www.macquarie.com.au/personal

by phone
Call 133 275 to make a phone transaction

transfers from another bank account
Transfer funds from another bank to this account:
BSB 182 512
ACCOUNT NO. 966869653

deposits using BPay
From another bank



continued on next

28

page 1 of 3 statement no. 24
from 28 Apr 23 to 31 May 23



Macquarie Cash Management Account

MACQUARIE BANK LIMITED
ABN 46 008 583 542 AFSL 237502

enquiries 1800 806 310
transact@macquarie.com
www.macquarie.com.au

GPO Box 2520
Sydney, NSW 2001

1 Shelley Street
Sydney, NSW 2000



052 80974

EMBLING SUPER FUND
22 RED POLL COURT
LOWER CHITTERING WA 6084

account balance **\$385,204.25**
as at 31 May 23

account name PAK SUPERANNUATION PTY LTD ATF
EMBLING SUPER FUND
account no. 966869653

transaction	description	debits	credits	balance
28.04.23	OPENING BALANCE			384,487.96
18.05.23	Funds transfer SENTINEL R+A FEE APR23	100.00 ✓		384,387.96
31.05.23	Interest MACQUARIE CMA INTEREST PAID*		816.29 ✓	385,204.25
	CLOSING BALANCE AS AT 31 MAY 23	100.00	816.29	385,204.25

* Stepped interest rates for the period 29 April to 18 May: balances \$0.00 to \$4,999.99 earned 2.25% balances \$5,000.00 and above earned 2.25% pa (20 days); 19 May to 31 May: balances \$0.00 to \$4,999.99 earned 2.50% balances \$5,000.00 and above earned 2.50% pa (13 days)

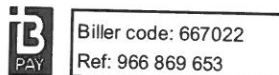
how to make a transaction

online
Log in to www.macquarie.com.au/personal

by phone
Call 133 275 to make a phone transaction

transfers from another bank account
Transfer funds from another bank to this account:
BSB 182 512
ACCOUNT NO. 966869653

deposits using BPay
From another bank



continued on next

29

page 1 of 3 statement no. 23
from 31 Mar 23 to 28 Apr 23



MACQUARIE

Macquarie Cash Management Account

MACQUARIE BANK LIMITED
ABN 46 008 583 542 AFSL 237502

enquiries 1800 806 310
transact@macquarie.com
www.macquarie.com.au

GPO Box 2520
Sydney, NSW 2001



EMBLING SUPER FUND
22 RED POLL COURT
LOWER CHITTERING WA 6084

1 Shelley Street
Sydney, NSW 2000

account balance **\$384,487.96**
as at 28 Apr 23

account name PAK SUPERANNUATION PTY LTD ATF
EMBLING SUPER FUND
account no. 966869653

transaction	description	debits	credits	balance
31.03.23	OPENING BALANCE			382,207.83
18.04.23	Deposit ATO ATO004000017553733		1,473.25 ✓	383,681.08
18.04.23	Funds transfer SENTINEL R+A FEE MAR23	80.00 ✓		383,601.08
28.04.23	Interest MACQUARIE CMA INTEREST PAID*		660.68 ✓	384,261.76
28.04.23	Deposit ATO ATO002000018074899		226.20 ✓	384,487.96
	CLOSING BALANCE AS AT 28 APR 23	80.00	2,360.13	384,487.96

* Stepped interest rates for the period 1 April to 28 April: balances \$0.00 to \$4,999.99 earned 2.25% balances \$5,000.00 and above earned 2.25% pa (28 days)

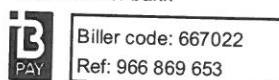
how to make a transaction

online
Log in to www.macquarie.com.au/personal

by phone
Call 133 275 to make a phone transaction

transfers from another bank account
Transfer funds from another bank to this account:
BSB 182 512
ACCOUNT NO. 966869653

deposits using BPay
From another bank



continued on next

30

page 1 of 3 statement no. 22
from 28 Feb 23 to 31 Mar 23



Macquarie Cash Management Account

MACQUARIE BANK LIMITED
ABN 46 008 583 542 AFSL 237502

enquiries 1800 806 310
transact@macquarie.com
www.macquarie.com.au

GPO Box 2520
Sydney, NSW 2001

1 Shelley Street
Sydney, NSW 2000



052 108829

EMBLING SUPER FUND
22 RED POLL COURT
LOWER CHITTERING WA 6084

account balance **\$382,207.83**
as at 31 Mar 23

account name PAK SUPERANNUATION PTY LTD ATF
EMBLING SUPER FUND
account no. 966869653

transaction	description	debits	credits	balance
28.02.23	OPENING BALANCE			381,494.80
10.03.23	Deposit QUICKSUPER QUICKSPR3428668537		96.88 ✓	381,591.68
17.03.23	Funds transfer SENTINEL R+A FEE FEB23	80.00 ✓		381,511.68
31.03.23	Interest MACQUARIE CMA INTEREST PAID*		696.15 ✓	382,207.83
	CLOSING BALANCE AS AT 31 MAR 23	80.00	793.03	382,207.83

* Stepped interest rates for the period 1 March to 21 March: balances \$0.00 to \$4,999.99 earned 2.10%
balances \$5,000.00 and above earned 2.10% pa (21 days); 22 March to 31 March: balances \$0.00 to
\$4,999.99 earned 2.25% balances \$5,000.00 and above earned 2.25% pa (10 days)

how to make a transaction

online
Log in to www.macquarie.com.au/personal

by phone
Call 133 275 to make a phone transaction

transfers from another bank account
Transfer funds from another bank to this account:
BSB 182 512
ACCOUNT NO. 966869653

deposits using BPay
From another bank



Bill code: 667022
Ref: 966 869 653

continued on next

31

page 1 of 4 statement no. 21
from 31 Jan 23 to 28 Feb 23



Macquarie Cash Management Account

MACQUARIE BANK LIMITED
ABN 46 008 583 542 AFSL 237502

enquiries 1800 806 310
transact@macquarie.com
www.macquarie.com.au

GPO Box 2520
Sydney, NSW 2001

1 Shelley Street
Sydney, NSW 2000



052 81283

EMBLING SUPER FUND
22 RED POLL COURT
LOWER CHITTERING WA 6084

account balance **\$381,494.80**
as at 28 Feb 23

account name PAK SUPERANNUATION PTY LTD ATF
EMBLING SUPER FUND
account no. 966869653

transaction	description	debits	credits	balance
31.01.23	OPENING BALANCE			378,075.76
07.02.23	Deposit TAL Life Limited TAL/1718649 77		2,335.13	380,410.89
07.02.23	Deposit QUICKSUPER QUICKSPR3405099984		96.88	380,507.77
14.02.23	Deposit VMS CONTRACTORS VMS SUPERANNUATION		379.47 ✓	380,887.24
21.02.23	Deposit QUICKSUPER QUICKSPR3415356506		96.88 ✓	380,984.12
22.02.23	Funds transfer SENTINEL R+A FEE JAN23	80.00 ✓		380,904.12
28.02.23	Interest MACQUARIE CMA INTEREST PAID*		590.68 ✓	381,494.80


how to make a transaction

online
Log in to www.macquarie.com.au/personal

by phone
Call 133 275 to make a phone transaction

transfers from another bank account
Transfer funds from another bank to this account:
BSB 182 512
ACCOUNT NO. 966869653

deposits using BPay
From another bank



continued on next

32



Macquarie Cash Management Account

MACQUARIE BANK LIMITED
ABN 46 008 583 542 AFSL 237502

enquiries 1800 806 310
transact@macquarie.com
www.macquarie.com.au

GPO Box 2520
Sydney, NSW 2001

1 Shelley Street
Sydney, NSW 2000



052 81442
EMBLING SUPER FUND
22 RED POLL COURT
LOWER CHITTERING WA 6084

account balance **\$378,075.76**
as at 31 Jan 23

account name PAK SUPERANNUATION PTY LTD ATF
EMBLING SUPER FUND
account no. 966869653

transaction	description	debits	credits	balance
30.12.22	OPENING BALANCE			23,154.90
01.01.23	Deposit Kevin EMBLING Tax payback		30,000.00	53,154.90
05.01.23	Deposit IEM PAYMENT JAN23/00808649		190.64	53,345.54
10.01.23	Deposit QUICKSUPER QUICKSPR3385086839		96.88	53,442.42
10.01.23	Direct debit TAL Life Limited 1718649-C6099535	10,528.32		42,914.10
11.01.23	Deposit TAL Life Limited TAL/1718649 77		2,051.55	44,965.65
12.01.23	Deposit DJRE DST 001287901524		189.47	45,155.12
13.01.23	Funds transfer SENTINEL R+A FEE DEC22	80.00		45,075.12
17.01.23	Deposit Australian Inves S DJRE 108577		13,960.20	59,035.32
17.01.23	Deposit Australian Inves S IEM 108578		15,801.05	74,836.37
17.01.23	Deposit Australian Inves S IFRA 108579		16,639.60	91,475.97
17.01.23	Deposit Australian Inves S GVF 108586		17,074.44	108,550.41

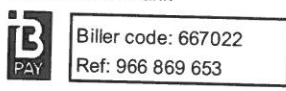
how to make a transaction

online
Log in to www.macquarie.com.au/personal

by phone
Call 133 275 to make a phone transaction

transfers from another bank account
Transfer funds from another bank to this account:
BSB 182 512
ACCOUNT NO. 966869653

deposits using BPay
From another bank



continued on next

33

page 2 of 5 statement no. 20
from 30 Dec 22 to 31 Jan 23



Macquarie Cash Management Account

enquiries 1800 806 310

account name PAK SUPERANNUATION PTY LTD ATF
EMBLING SUPER FUND
account no. 966869653

transaction	description	debits	credits	balance
17.01.23	Deposit Australian Inves S BNDS 108589		18,335.20	126,885.61
17.01.23	Deposit Australian Inves S IHCB 108580		21,351.50	148,237.11
17.01.23	Deposit Australian Inves S NDQ 108582		23,613.26	171,850.37
17.01.23	Deposit Australian Inves S SMLL 108588		24,168.69	196,019.06
17.01.23	Deposit Australian Inves S PLUS 108583		32,845.71	228,864.77
17.01.23	Deposit Australian Inves S VGS 108585		42,211.64	271,076.41
17.01.23	Deposit Australian Inves S QOZ 108584		50,512.87	321,589.28
17.01.23	Deposit Australian Inves S MVW 108581		52,836.68	374,425.96
18.01.23	Deposit NDQ DST 001288607850		28.92	374,454.88
18.01.23	Deposit BNDS DST 001288631855		57.26	374,512.14
18.01.23	Deposit SMLL DST 001288238682		489.21	375,001.35
18.01.23	Deposit QOZ DST 001288153974		1,342.20	376,343.55
18.01.23	Deposit IFRA DST 001288659968		126.08	376,469.63
18.01.23	Deposit MVW DST 001288678073		924.53	377,394.16
18.01.23	Deposit VGS PAYMENT JAN23/00826410		138.08	377,532.24
23.01.23	Deposit PLUS DST 001288730434		91.71	377,623.95
24.01.23	Deposit QUICKSUPER QUICKSPR3395122091		96.88	377,720.83
31.01.23	Interest MACQUARIE CMA INTEREST PAID*		354.93	378,075.76

continued on next

34

page 3 of 5 statement no. 20
from 30 Dec 22 to 31 Jan 23



Macquarie Cash Management Account

enquiries 1800 806 310

account name PAK SUPERANNUATION PTY LTD ATF
EMBLING SUPER FUND
account no. 966869653

transaction	description	debits	credits	balance
	CLOSING BALANCE AS AT 31 JAN 23	10,608.32	365,529.18	378,075.76

* Stepped interest rates for the period 31 December to 31 January: balances \$0.00 to \$4,999.99 earned 2.00%
balances \$5,000.00 and above earned 2.00% pa (32 days)

35

page 1 of 4 statement no. 19
from 30 Nov 22 to 30 Dec 22



Macquarie Cash Management Account

MACQUARIE BANK LIMITED
ABN 46 008 583 542 AFSL 237502

enquiries 1800 806 310
transact@macquarie.com
www.macquarie.com.au

GPO Box 2520
Sydney, NSW 2001



EMBLING SUPER FUND
22 RED POLL COURT
LOWER CHITTERING WA 6084

1 Shelley Street
Sydney, NSW 2000

account balance **\$23,154.90**
as at 30 Dec 22

account name PAK SUPERANNUATION PTY LTD ATF
EMBLING SUPER FUND
account no. 966869653

transaction	description	debits	credits	balance
30.11.22	OPENING BALANCE			19,510.52
02.12.22	Deposit TAL Life Limited TAL/1718649 76		3,376.52	22,887.04
07.12.22	Funds transfer SENTINEL R+A FEE NOV22	80.00		22,807.04
13.12.22	Deposit QUICKSUPER QUICKSPR3367464378		96.45	22,903.49
16.12.22	Deposit BNDS DST 001287328111		27.61	22,931.10
16.12.22	Deposit PLUS DST 001287437312		91.71	23,022.81
28.12.22	Deposit QUICKSUPER QUICKSPR3377048070		96.88	23,119.69
30.12.22	Interest MACQUARIE CMA INTEREST PAID*		35.21	23,154.90

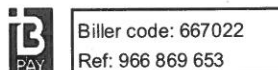
how to make a transaction

online
Log in to www.macquarie.com.au/personal

by phone
Call 133 275 to make a phone transaction

transfers from another bank account
Transfer funds from another bank to this account:
BSB 182 512
ACCOUNT NO. 966869653

deposits using BPay
From another bank



continued on next



Macquarie Cash Management Account

enquiries 1800 806 310

account name PAK SUPERANNUATION PTY LTD ATF
EMBLING SUPER FUND
account no. 966869653

transaction	description	debits	credits	balance
	CLOSING BALANCE AS AT 30 DEC 22	80.00	3,724.38	23,154.90

* Stepped interest rates for the period 1 December to 15 December: balances \$0.00 to \$4,999.99 earned 1.75% balances \$5,000.00 and above earned 1.75% pa (15 days); 16 December to 30 December: balances \$0.00 to \$4,999.99 earned 2.00% balances \$5,000.00 and above earned 2.00% pa (15 days)

continued on next

36

page 1 of 4 statement no. 17
from 30 Sep 22 to 31 Oct 22



Macquarie Cash Management Account

MACQUARIE BANK LIMITED
ABN 46 008 583 542 AFSL 237502

enquiries 1800 806 310
transact@macquarie.com
www.macquarie.com.au

GPO Box 2520
Sydney, NSW 2001



EMBLING SUPER FUND
22 RED POLL COURT
LOWER CHITTERING WA 6084

1 Shelley Street
Sydney, NSW 2000

account balance **\$25,364.78**
as at 31 Oct 22

account name PAK SUPERANNUATION PTY LTD ATF
EMBLING SUPER FUND
account no. 966869653

transaction	description	debits	credits	balance
30.09.22	OPENING BALANCE			20,979.83
04.10.22	Deposit TAL Life Limited TAL/1718649 76		3,376.52	24,356.35
04.10.22	Deposit QUICKSUPER QUICKSPR3313709278		95.45	24,451.80
13.10.22	Deposit IHCB PAYMENT OCT22/00802574		206.51	24,658.31
18.10.22	Deposit BNDS DST 001285123113		37.29	24,695.60
18.10.22	Deposit IFRA DST 001285243686		126.08	24,821.68
18.10.22	Deposit PLUS DST 001285247204		244.56	25,066.24
18.10.22	Deposit VGS PAYMENT OCT22/00827474		158.49	25,224.73
18.10.22	Funds transfer SENTINEL R+A FEE SEP22	80.00		25,144.73
19.10.22	Deposit QUICKSUPER QUICKSPR3326130857		95.45	25,240.18
31.10.22	Interest MACQUARIE CMA INTEREST PAID*		29.15	25,269.33
31.10.22	Deposit QUICKSUPER QUICKSPR3335332551		95.45	25,364.78

how to make a transaction

online
Log in to www.macquarie.com.au/personal

by phone
Call 133 275 to make a phone transaction

transfers from another bank account
Transfer funds from another bank to this account:
BSB 182 512
ACCOUNT NO. 966869653

deposits using BPay
From another bank



Bill code: 667022
Ref: 966 869 653

continued on next



Macquarie Cash Management Account

enquiries 1800 806 310

account name PAK SUPERANNUATION PTY LTD ATF
EMBLING SUPER FUND
account no. 966869653

transaction	description	debits	credits	balance
	CLOSING BALANCE AS AT 31 OCT 22	80.00	4,464.95	25,364.78

* Stepped interest rates for the period 1 October to 13 October: balances \$0.00 to \$4,999.99 earned 1.25%
balances \$5,000.00 and above earned 1.25% pa (13 days); 14 October to 31 October: balances \$0.00 to
\$4,999.99 earned 1.50% balances \$5,000.00 and above earned 1.50% pa (18 days)

continued on next

37

page 1 of 4 statement no. 18
from 31 Oct 22 to 30 Nov 22



Macquarie Cash Management Account

MACQUARIE BANK LIMITED
ABN 46 008 583 542 AFSL 237502

enquiries 1800 806 310
transact@macquarie.com
www.macquarie.com.au

GPO Box 2520
Sydney, NSW 2001



EMBLING SUPER FUND
22 RED POLL COURT
LOWER CHITTERING WA 6084

1 Shelley Street
Sydney, NSW 2000

account balance **\$19,510.52**
as at 30 Nov 22

account name PAK SUPERANNUATION PTY LTD ATF
EMBLING SUPER FUND
account no. 966869653

transaction	description	debits	credits	balance
31.10.22	OPENING BALANCE			25,364.78
03.11.22	Deposit TAL Life Limited TAL/1718649 76		3,376.52	28,741.30
04.11.22	Funds transfer TRANSACT FUNDS TFR TO KJPA EMBLING	10,000.00		18,741.30
08.11.22	Deposit GLOBAL VALUE FUN S00112808400		504.57	19,245.87
14.11.22	Deposit QUICKSUPER QUICKSPR3345963298		95.45	19,341.32
15.11.22	Funds transfer SENTINEL R+A FEE OCT22	80.00		19,261.32
16.11.22	Deposit BNDS DST 001285563215		35.43	19,296.75
16.11.22	Deposit PLUS DST 001285636522		91.71	19,388.46
28.11.22	Deposit QUICKSUPER QUICKSPR3356216537		95.45	19,483.91
30.11.22	Interest MACQUARIE CMA INTEREST PAID*		26.61	19,510.52

how to make a transaction

online
Log in to www.macquarie.com.au/personal

by phone
Call 133 275 to make a phone transaction

transfers from another bank account
Transfer funds from another bank to this account:
BSB 182 512
ACCOUNT NO. 966869653

deposits using BPay
From another bank



Bill code: 667022
Ref: 966 869 653

continued on next



Macquarie Cash Management Account

enquiries 1800 806 310

account name PAK SUPERANNUATION PTY LTD ATF
EMBLING SUPER FUND
account no. 966869653

transaction	description	debits	credits	balance
	CLOSING BALANCE AS AT 30 NOV 22	10,080.00	4,225.74	19,510.52

* Stepped interest rates for the period 1 November to 15 November: balances \$0.00 to \$4,999.99 earned 1.50% balances \$5,000.00 and above earned 1.50% pa (15 days); 16 November to 30 November: balances \$0.00 to \$4,999.99 earned 1.75% balances \$5,000.00 and above earned 1.75% pa (15 days)

38

page 1 of 4 statement no. 16
from 31 Aug 22 to 30 Sep 22



Macquarie Cash Management Account

MACQUARIE BANK LIMITED
ABN 46 008 583 542 AFSL 237502

enquiries 1800 806 310
transact@macquarie.com
www.macquarie.com.au

GPO Box 2520
Sydney, NSW 2001



EMBLING SUPER FUND
22 RED POLL COURT
LOWER CHITTERING WA 6084

1 Shelley Street
Sydney, NSW 2000

account balance **\$20,979.83**
as at 30 Sep 22

account name PAK SUPERANNUATION PTY LTD ATF
EMBLING SUPER FUND
account no. 966869653

transaction	description	debits	credits	balance
31.08.22	OPENING BALANCE			17,461.57
02.09.22	Deposit TAL Life Limited TAL/1718649 76		3,376.52	20,838.09
05.09.22	Deposit QUICKSUPER QUICKSPR3291545264		95.45	20,933.54
16.09.22	Deposit BNDS DST 001283657371		12.36	20,945.90
19.09.22	Deposit QUICKSUPER QUICKSPR3302508087		95.45	21,041.35
20.09.22	Funds transfer SENTINEL R+A FEE AUG22	80.00		20,961.35
30.09.22	Interest MACQUARIE CMA INTEREST PAID*		18.48	20,979.83

how to make a transaction

online
Log in to www.macquarie.com.au/personal

by phone
Call 133 275 to make a phone transaction

transfers from another bank account
Transfer funds from another bank to this account:
BSB 182 512
ACCOUNT NO. 966869653

deposits using BPay
From another bank



Bill code: 667022
Ref: 966 869 653

continued on next



Macquarie Cash Management Account

enquiries 1800 806 310

account name PAK SUPERANNUATION PTY LTD ATF
EMBLING SUPER FUND
account no. 966869653

transaction	description	debits	credits	balance
	CLOSING BALANCE AS AT 30 SEP 22	80.00	3,598.26	20,979.83

* Stepped interest rates for the period 1 September to 15 September: balances \$0.00 to \$4,999.99 earned 0.90% balances \$5,000.00 and above earned 0.90% pa (15 days); 16 September to 30 September: balances \$0.00 to \$4,999.99 earned 1.25% balances \$5,000.00 and above earned 1.25% pa (15 days)

39

page 1 of 4 statement no. 15
from 29 Jul 22 to 31 Aug 22



Macquarie Cash Management Account

MACQUARIE BANK LIMITED
ABN 46 008 583 542 AFSL 237502

enquiries 1800 806 310
transact@macquarie.com
www.macquarie.com.au

GPO Box 2520
Sydney, NSW 2001



EMBLING SUPER FUND
22 RED POLL COURT
LOWER CHITTERING WA 6084

1 Shelley Street
Sydney, NSW 2000

account balance **\$17,461.57**
as at 31 Aug 22

account name PAK SUPERANNUATION PTY LTD ATF
EMBLING SUPER FUND
account no. 966869653

transaction	description	debits	credits	balance
29.07.22	OPENING BALANCE			33,703.14
03.08.22	Deposit TAL Life Limited TAL/1718649 76		311.78	34,014.92
04.08.22	Deposit TAL Life Limited TAL/1718649 76		3,376.52	37,391.44
09.08.22	Deposit QUICKSUPER QUICKSPR3271457913		95.45	37,486.89
16.08.22	Deposit BNDS DST 001280048474		21.79	37,508.68
16.08.22	Funds transfer SENTINEL R+A FEE JUN22	80.00		37,428.68
17.08.22	Funds transfer TRANSACT FUNDS TFR TO KJPA EMBLING	20,000.00		17,428.68
19.08.22	Funds transfer SENTINEL R+A FEE JUL22	80.00		17,348.68
22.08.22	Deposit QUICKSUPER QUICKSPR3280964134		95.45	17,444.13
31.08.22	Interest MACQUARIE CMA INTEREST PAID*		17.44	17,461.57


how to make a transaction

online
Log in to www.macquarie.com.au/personal

by phone
Call 133 275 to make a phone transaction

transfers from another bank account
Transfer funds from another bank to this account:
BSB 182 512
ACCOUNT NO. 966869653

deposits using BPay
From another bank



Biller code: 667022 Ref: 966 869 653

continued on next



Macquarie Cash Management Account

enquiries 1800 806 310

account name PAK SUPERANNUATION PTY LTD ATF
EMBLING SUPER FUND
account no. 966869653

transaction	description	debits	credits	balance
	CLOSING BALANCE AS AT 31 AUG 22	20,160.00	3,918.43	17,461.57

* Stepped interest rates for the period 30 July to 11 August: balances \$0.00 to \$4,999.99 earned 0.50%
balances \$5,000.00 and above earned 0.50% pa (13 days); 12 August to 31 August: balances \$0.00 to
\$4,999.99 earned 0.90% balances \$5,000.00 and above earned 0.90% pa (20 days)

continued on next

40

page 1 of 4 statement no. 14
from 30 Jun 22 to 29 Jul 22



Macquarie Cash Management Account

MACQUARIE BANK LIMITED
ABN 46 008 583 542 AFSL 237502

enquiries 1800 806 310
transact@macquarie.com
www.macquarie.com.au

GPO Box 2520
Sydney, NSW 2001



EMBLING SUPER FUND
22 RED POLL COURT
LOWER CHITTERING WA 6084

1 Shelley Street
Sydney, NSW 2000

account balance **\$33,703.14**
as at 29 Jul 22

account name PAK SUPERANNUATION PTY LTD ATF
EMBLING SUPER FUND
account no. 966869653

transaction	description	debits	credits	balance
30.06.22	OPENING BALANCE			23,010.43
01.07.22	Deposit TAL Life Limited TAL/1718649 75		3,376.52	26,386.95
04.07.22	Deposit TAL Life Limited TAL/1718649 75		322.54	26,709.49
11.07.22	Deposit QUICKSUPER QUICKSPR3248554319		95.45	26,804.94
12.07.22	Deposit DJRE DST 001278679754		706.53	27,511.47
13.07.22	Deposit IHCB PAYMENT JUL22/00802638		123.52	27,634.99
13.07.22	Deposit IEM PAYMENT JUL22/00809205		147.51	27,782.50
18.07.22	Deposit VGS PAYMENT JUL22/00827426		249.49	28,031.99
18.07.22	Deposit BNDS DST 001279190304		21.37	28,053.36
18.07.22	Deposit NDQ DST JUNE 001279694225		784.36	28,837.72
18.07.22	Deposit SMLL DST 001279015585		923.79	29,761.51
18.07.22	Deposit QOZ DST 001279316657		2,510.41	32,271.92

how to make a transaction

online
Log in to www.macquarie.com.au/personal

by phone
Call 133 275 to make a phone transaction

transfers from another bank account
Transfer funds from another bank to this account:
BSB 182 512
ACCOUNT NO. 966869653

deposits using BPay
From another bank



Bill code: 667022
Ref: 966 869 653

continued on next

41



Macquarie Cash Management Account

enquiries 1800 806 310

account name PAK SUPERANNUATION PTY LTD ATF
EMBLING SUPER FUND
account no. 966869653

transaction	description	debits	credits	balance
25.07.22	Deposit IFRA DST 001279827198		126.08	32,398.00
25.07.22	Deposit PLUS DST 001279841483		244.56	32,642.56
25.07.22	Deposit MWV DST 001279796526		955.87	33,598.43
25.07.22	Deposit QUICKSUPER QUICKSPR3259922874		95.45	33,693.88
29.07.22	Interest MACQUARIE CMA INTEREST PAID*		9.26	33,703.14
	CLOSING BALANCE AS AT 29 JUL 22	0.00	10,692.71	33,703.14

* Stepped interest rates for the period 1 July to 13 July: balances \$0.00 to \$4,999.99 earned 0.25% balances \$5,000.00 and above earned 0.25% pa (13 days); 14 July to 29 July: balances \$0.00 to \$4,999.99 earned 0.50% balances \$5,000.00 and above earned 0.50% pa (16 days)



Australian Government
Australian Taxation Office

42

Agent BLOSSOM ACCOUNTANTS &
BUSINESS ADVISER
Client THE TRUSTEE FOR EMBLING
SUPER FUND
ABN 95 289 010 261
TFN 159 399 381

Income tax 002

Date generated	31 October 2023
Overdue	\$0.00
Not yet due	\$0.00
Balance	\$0.00

Transactions

6 results found - from **31 October 2020** to **31 October 2023** sorted by **processed date** ordered **newest to oldest**

Processed date	Effective date	Description	Debit (DR)	Credit (CR)	Balance
13 Apr 2023	18 Apr 2023	EFT refund for Income Tax for the period from 01 Jul 21 to 30 Jun 22	\$1,473.25		\$0.00
13 Apr 2023	13 Apr 2023	Tax return Self Man Superfund - Income Tax for the period from 01 Jul 21 to 30 Jun 22		\$1,473.25	\$1,473.25 CR
23 Sep 2021	28 Sep 2021	EFT refund for Income Tax for the period from 01 Jul 20 to 30 Jun 21	\$1,119.00		\$0.00
22 Sep 2021	22 Sep 2021	Tax return Self Man Superfund - Income Tax for the period from 01 Jul 20 to 30 Jun 21		\$1,119.00	\$1,119.00 CR
7 Jul 2021	12 Jul 2021	EFT refund for Income Tax for the period from 01 Jul 19 to 30 Jun 20	\$1,050.00		\$0.00
7 Jul 2021	17 May 2021	Tax return Self Man Superfund - Income Tax for the period from 01 Jul 19 to 30 Jun 20		\$1,050.00	\$1,050.00 CR

43



Tax Invoice

Invoice No **015550**
Date 27 October 2022

Blossom Accountants & Business Advisers
 15 Sayer Street Midland WA - 6056

PAK Superannuation Pty Ltd
 22 Red Poll Court
 Lower Chittering
 WA 6084

Corporate - ASIC Annual Review

Job No. J002373

Tasks

Description	Amount
ASIC Annual Statement	236.36
ASIC Annual Company Review Fee	290.00
Sub Total	526.36
GST	23.64
Total	550.00
Less Amount Paid	550.00
Amount Due	0.00

Payment Advice

Please detach this portion and return with your payment to:

Blossom Accountants & Business Advisers
 PO Box 238 Midland WA - 6936

Account Name : Blossom Accountants & Business Advisers
 BSB : 086-334
 Account Number :31-209-2709

Invoice No **015550**
Amount Due **0.00**
Due Date **03 November 2022**

Amount Paid _____

44



Tax Invoice

Invoice No **015590**
Date 16 November 2022

Blossom Accountants & Business Advisers
 15 Sayer Street Midland WA - 6056

Embling Super Fund
 22 Redpoll Court
 Lower Chittering
 WA 6084

documentation

Job No. J001390

Tasks

Description	Amount
Additional Work	927.27
Sub Total	927.27
GST	92.73
Total	1,020.00
Less Amount Paid	1,020.00
Amount Due	0.00

Payment Advice

Please detach this portion and return with your payment to:

Blossom Accountants & Business Advisers
 PO Box 238 Midland WA - 6936

Account Name : Blossom Accountants & Business Advisers
 BSB : 086-334
 Account Number :31-209-2709

Invoice No **015590**
Amount Due **0.00**
Due Date **23 November 2022**

Amount Paid _____



45

Tax Invoice

Invoice No 015591
Date 16 November 2022

Blossom Accountants & Business Advisers
15 Sayer Street Midland WA - 6056

Embling Super Fund
22 Redpoll Court
Lower Chittering
WA 6084

SMSF Accounting & Tax - 2021

Job No. J002395

Tasks

Description	Amount
SMSF Financials & Tax	1,581.82
	Sub Total 1,581.82
	GST 158.18
	Total 1,740.00
	Less Amount Paid 1,740.00
	Amount Due 0.00

Payment Advice

Please detach this portion and return with your payment to:

Blossom Accountants & Business Advisers
PO Box 238 Midland WA - 6936

Account Name : Blossom Accountants & Business
Advisers
BSB : 086-334
Account Number :31-209-2709

Invoice No	015591
Amount Due	0.00
Due Date	23 November 2022
Amount Paid	_____

