

SMSF AUDIT WORKPAPERS



Client name	ST HEAPS FAMILY SUPER FUND	Fin Accounts Prepared by	TANIA CARTER
Client code	STHEAPS	Date prepared	06-Nov-2023
Year ended	30-Jun-2023	Reviewed by	Prepared and Reviewed by TC
SRN/HIN	X0049773986	AB Reviewed	Y / N
Postcode	2001	Start of next FY	01-Jul-2023

Checklist

WP INDEX

WP NAME

	Current WIP
CHK	Check List
NYP	Points for Attention Next Year
PMR	Partner/Manager Review Point
QUE	Queries
	ASIC COMPANY STATEMENT
A1	Trust Deed Summary
A2	Governing Rules
A3	Minutes and Documentation
A5	Engagement Check List
A6	Audit Risks
A7	Audit Completion
A8	Financial Analysis (Going Concern)
B	Record Keeping
C	Financial Reporting
E	Investments
F	Cash and Receivables
G	Income Tax
L	Liabilities/Pensions
M	Members' Benefits
N	Contributions & Transfers In
R	Revenue
X	Expenses
X1	Benefit Paid and Transfer Out
U	General Workpapers & Correspondence

NOTES:



Chartered Accountants Practice Workpapers

CHK

Client name	ST HEAPS FAMILY SUPER FUND	Fin Accounts Prepared by	TANIA CARTER
Client code	STHEAPS	Date prepared	06-Nov-2023
Year ended	30-Jun-2023	Reviewed by	
SRN/HIN	X0049773986	Date reviewed	
Post code	2001		Back to Cover

ITEM: PREPARATION CHECKLIST BEFORE HAND IN FOR REVIEW

FINANCIAL STATEMENTS

Prior Yr Computer Records Saved:	Yes	Prior Yr Workpapers Complete & Scanned:	Yes
----------------------------------	-----	---	-----

TAX RETURNS

Supporting Schedules Complete:	Yes	ITR agrees to Class ITR:	Yes
--------------------------------	-----	--------------------------	-----

SECRETARIAL

Last Year Minutes Signed & Filed:	Yes
Last Year Accounts Signed & Filed:	Yes
Register Updated:	Yes
All Minutes (incl pension commencement) prepared:	Yes
Annual Return Complete:	Yes
Emailed Catherine to update BDBN:	Yes
Provide Catherine Minimum Pension Figures:	Yes
Prepare TBAR declaration form:	N/A
Checked Trust Deed Date, is it older than 6 years?	No

COMPLIANCE WITH ACCOUNTING STANDARDS

Potential Reasons for Non-Compliance:

Notes for Future Returns:

Client name	ST HEAPS FAMILY SUPER FUND	Fin Accounts Prepared by	TANIA CARTER
Client code	STHEAPS	Date prepared	06-Nov-2023
Year ended	30-Jun-2023	Reviewed by	
SRN/HIN	X0049773986	Date reviewed	
Postcode	2001	Back to Cover	

ITEM: PARTNER / MANAGER REVIEW POINTS

Sch Ref	Question	Response	
Recontribution Strategy	Have you considered a recontribution strategy for members of this super fund?	N/A	
Trust Deed		5/03/2019	
BDBN Dates	BDBN has 25% each to 4 children but also has the LPR box ticked under AND/OR but super goes to LPR for any children that do not survive her so no need to tick LPR box as well	30/11/2021	
GST checked Annual/Quarterly GST prepared for lodgement.		Yes	
Change GST to annually from quarterly	Already Annual	N/A	

Inquires 1300 300 630

Issue date 11 Aug 23

Company Statement

Extract of particulars - s346A(1) Corporations Act 2001

CORPORATE KEY: 33994271

Check this statement carefully

You are legally obligated to ensure that all your company details listed on this company statement are complete and correct. This is required under s346C (1) and/or s346B and s346C (2) of the *Corporations Act 2001*.

You must check this statement carefully and inform ASIC of any changes or corrections immediately. **Do not return this statement.** You must notify ASIC within 28 days after the date of change, and within 28 days after the date of issue of your annual company statement. Late lodgement of changes will result in late fees. These requirements do not apply to the **Additional company information**.

ACN 132 676 852
FOR ST HEAPS INVESTMENTS PTY LTD

REVIEW DATE: 11 August 23

You must notify ASIC of any changes to company details — Do not return this statement



To make changes to company details or amend incorrect information

- go to www.asic.gov.au/changes
- log in to our online services and make the required updates
- first time users will need to use the corporate key provided on this company statement



Phone if you've already notified ASIC of changes but they are not shown correctly in this statement.
Ph: 1300 300 630



Use your agent.

Company Statement

These are the current company details held by ASIC. You must check this statement carefully and inform ASIC of any changes or corrections immediately. Late fees apply. **Do not return this statement.**

1 **Registered office**
6 MACARTHUR STREET ST IVES NSW 2075

2 **Principal place of business**
6 MACARTHUR STREET ST IVES NSW 2075

3 **Officeholders**

Name:	BARBARA JEAN ST HEAPS
Born:	SYDNEY NSW
Date of birth:	07/02/1935
Address:	6 MACARTHUR STREET ST IVES NSW 2075
Office(s) held:	DIRECTOR, APPOINTED 11/08/2008; SECRETARY, APPOINTED 11/08/2008

4 **Company share structure**

Share class	Shares description	Number issued	Total amount paid on these shares	Total amount unpaid on these shares
A	CLASS A SHARES	2	\$2.00	\$0.00

5 **Members**

These details continue on the next page

ST HEAPS INVESTMENTS PTY LTD ACN 132 676 852

Page 1 of 2

Company statement continued

Name: BARBARA JEAN ST HEAPS
Address: 6 MACARTHUR STREET ST IVES NSW 2075

Share Class	Total number held	Fully paid	Beneficially held
A	2	Yes	Yes

You must notify ASIC within 28 days of the date of change, and within 28 days of the issue date of the annual company statement. Late lodgement of changes will result in late fees.

End of company statement

This concludes the information to which the company must respond (if incorrect) under s346C of the *Corporations Act 2001*.

Additional company information

This information is optional under the *Corporations Act 2001*. Late lodgement fees or late review fees do not apply to this information. To add, remove or change a contact address, see www.asic.gov.au/addresses.

6 Contact address for ASIC use only

Registered agent name: ROACH & BRUCE CONSULTING PTY LTD
Registered agent number: 3218
Address: SUITE 7 LEVEL 5 66 HUNTER STREET SYDNEY NSW 2000

**ASIC**

Australian Securities & Investments Commission

ABN 86 768 265 615

ST HEAPS INVESTMENTS PTY LTD
 ROACH & BRUCE CONSULTING PTY LTD
 SE 7 L 5
 66 HUNTER ST SYDNEY NSW 2000

INVOICE STATEMENT

Issue date 11 Aug 23

ST HEAPS INVESTMENTS PTY LTD

ACN 132 676 852

Account No. 22 132676852

Summary

Opening Balance	\$0.00
New items	\$63.00
Payments & credits	\$0.00
TOTAL DUE	\$63.00

- Amounts are not subject to GST. (Treasurer's determination - exempt taxes, fees and charges).
- Payment of your annual review fee will maintain your registration as an Australian company.

Transaction details are listed on the back of this page

Inquiries

www.asic.gov.au/invoices

1300 300 630

Please pay

Immediately	\$0.00
By 11 Oct 23	\$63.00

If you have already paid please ignore this invoice statement.

- Late fees will apply if you do NOT
 - tell us about a change during the period that the law allows
 - bring your company or scheme details up to date within 28 days of the date of issue of the annual statement, or
 - pay your review fee within 2 months of the annual review date.
- Information on late fee amounts can be found on the ASIC website.

**ASIC**

Australian Securities & Investments Commission

PAYMENT SLIP**ST HEAPS INVESTMENTS PTY LTD**

ACN 132 676 852

Account No: 22 132676852



22 132676852

TOTAL DUE	\$63.00
Immediately	\$0.00
By 11 Oct 23	\$63.00

Payment options are listed on the back of this payment slip



Bill Code: 17301
Ref: 2291326768523



*814 129 0002291326768523 42

Transaction details:

page 2 of 2

	Transactions for this period	ASIC reference	\$ Amount
2023-08-11	Annual Review - Special Purpose Pty Co	4X3980704480P A	\$63.00
	Outstanding transactions		
2023-08-11	Annual Review - Special Purpose Pty Co	4X3980704480P A	\$63.00

PAYMENT OPTIONS



Billpay Code: 8929
Ref: 2291 3267 6852 342

Australia Post

Present this payment slip. Pay by cash, cheque or EFTPOS

Phone

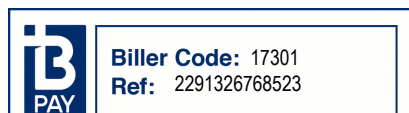
Call 13 18 16 to pay by Mastercard or Visa

On-line

Go to postbillpay.com.au to pay by Mastercard or Visa

Mail

Mail this payment slip and cheque (do not staple) to ASIC,
Locked Bag 5000, Gippsland Mail Centre VIC 3841



Biller Code: 17301
Ref: 2291326768523

Telephone & Internet Banking – BPAY®

Contact your bank or financial institution to make this payment from your cheque, savings, debit, credit card or transaction account. More info: www.bpay.com.au

Client name	ST HEAPS FAMILY SUPER FUND	Fin Accounts Prepared by	TANIA CARTER
Client code	STHEAPS	Date prepared	06-Nov-2023
Year ended	30-Jun-2023	Reviewed by	
SRN/HIN	X0049773986	Date reviewed	
Postcode	2001	Back to Cover	

1 Membership of Fund

Was there a new member joining the fund during the financial year?

(Please ensure that each new member has been given a PDS and a copy of the Trust Deed)

No

2 Contributions & Investments:

- a Trustees cannot accept contributions other than that permitted by Superannuation Law
- b Contributions can be cash or non cash (fair value)
- c Contributions shall be vested and can be used by the trustees to invest in accordance with investment strategies
- d Can be used to invest in arms length arrangements with related parties
- e Shall not borrow except in limited circumstances (7 days to settle trade, 90 days for payment of benefits)
- f Unallocated earnings must be held in reserves
- g Trustees must formulate investment strategies and objectives and regularly review them

3 Member not to deal with benefit

Members are not allowed to deal with his or her interests in the fund

4 Actuarial Appointment

As and when required by SIS Act and Regulations

5 Vesting of Benefits

Benefits shall vest in the individual when accrue

6 Payment of Benefits

Minimum requirements for payment of pensions - refer to section 8 in Deed

Minimum requirements for payment of lump sum benefits - refer to section 8 in Deed

7 Trustees to Provide Certificate

When a person ceases to become a member

8 Transfer of Benefits

Upon request of a member to transfer benefits to another fund

9 Auditor

Trustees to appoint independent registered auditor

10 Trustees Responsibilities

- Fit and proper person
- Comply with the sole purpose test
- Manage the fund's investments
- Pay benefits in accordance with the rules
- Meet administrative obligations
- Each member has been provided with a PDS

Client name	ST HEAPS FAMILY SUPER FUND	Fin Accounts Prepared by	TANIA CARTER
Client code	STHEAPS	Date prepared	06-Nov-2023
Year ended	30-Jun-2023	Reviewed by	
SRN/HIN	X0049773986	Date reviewed	
Postcode	2001	Back to Cover	

11 SMSF Requirements

- Less than 5 members
- All members are trustees or directors of the corporate trustee
- Election to become regulated by SISA (1993)
- No member of the fund is an employee of another

12 Trustees

- Appointment and removal of trustees
- Record Keeping - 10 years - written records for all decisions
- Record Keeping - 5 years for accounting records
- Ensure proper accounting including maintenance of member accounts

13 Amendments to Trust Deed

- Deed was reviewed and there were no amendments made to the trust deed
- Check to make sure there is an "Evergreen" clause to ensure that it is up to date with legislation*
- All deeds dated in 2002 should be updated. If this is your case, please let Catherine know so she can prepare all the necessary documentations

14 Binding Death Benefit Nominations

- Does the trust deed provide for non-lapsing binding death benefit nominations?
(All Trust Deeds from Patricia Holdings should have this, please check para 51.2.8 or relevant paragraph. Members without dependants should amend their deed immediately)

Yes

Client name	ST HEAPS FAMILY SUPER FUND	Fin Accounts Prepared by	TANIA CARTER
Client code	STHEAPS	Date prepared	06-Nov-2023
Year ended	30-Jun-2023	Reviewed by	
SRN/HIN	X0049773986	Date reviewed	
Postcode	2001	Back to Cover	

(i) Access the link below for a print out compliance status of the super fund Yes

<http://superfundlookup.gov.au/Index.aspx>

(ii) Reviewed Trustee Covenants - consistent with governing rules as per section 51 SISA (1993) Refer to Trust deed summary Yes

1. Act honestly in all matters affecting the entity
2. To exercise the degree of care skill and diligence of an ordinary prudent person
3. To act in the best interests of beneficiaries
4. To keep fund assets separate
5. Not to do anything that would impede the proper performance of functions and powers
6. To formulate and give effect to an investment strategy
7. To manage reserves responsibly
8. To allow a beneficiary access to certain information

Note: super fund's governing rules are consistent with trustees' covenants as per s52 SISA (1993)

(iii) Reviewed the governing rules which appeared to allow for the the operations of the fund to be "indefinitely continuing". Refer to Summary of Governing Rules

(iv) Super fund activities complied with the investment strategy permitted by the trust deed and that the purpose is to provide retirement benefits to members

ST HEAPS FAMILY SUPER FUND

ABN:	89 899 043 649 View record on ABN Lookup
ABN Status:	Active from 02 Jul 2007
Fund type:	ATO Regulated Self-Managed Superannuation Fund
Contact details:	Se 7 L 5 66 HUNTER ST SYDNEY NSW 2000 AUSTRALIA
Status:	Complying

Previous fund name	From	To
The trustee for St Heaps Family Super Fund	02 Jul 2007	27 Feb 2009

ABN last updated: 16 Nov 2017

Record extracted: 08 Sep 2023

What does 'Complying' mean?

A 'Complying' SMSF:

- is a regulated fund
- is a resident of Australia, and
- has been issued with a [Notice of compliance](#)

APRA Funds

See the [guidance](#) issued by APRA for further assistance in managing transfers and rollovers to SMSFs. Use the SMSF verification service through [Standard Business Reporting](#) software. More information can be found on [ato.gov.au](#).

Superannuation guarantee payments

Contributions made to complying funds can qualify as Superannuation Guarantee (SG) payments. This record extract can be used to confirm this fund has been issued with a *Notice of Compliance* and is currently entitled to receive employer SG payments.

Tax rates

Complying funds that meet [Superannuation Industry \(Supervision\) Act 1993](#) (SISA) standards qualify for [concessional tax rates](#).

Also refer to [frequently asked questions](#).

Disclaimer

This extract is based on information supplied by superannuation entities to the Commissioner of Taxation.

Important Neither the Australian Government nor the ATO endorse or guarantee the performance of super funds.

Warning Statement

Anyone who tells you to set up a SMSF is giving you financial advice. This means the person or company must have an **Australian financial services (AFS) licence**. Check **ASIC Connect Professional Registers**.

Client name	ST HEAPS FAMILY SUPER FUND	Fin Accounts Prepared by	TANIA CARTER
Client code	STHEAPS	Date prepared	06-Nov-2023
Year ended	30-Jun-2023	Reviewed by	
SRN/HIN	X0049773986	Date reviewed	
Postcode	2001	Back to Cover	

Objective To ensure that records are maintained in accordance with the trust deed and are consistent with SISA (1993) and general accepted accounting principles

Accounting Records

1 Maintenance of Records

The super fund's financial records were inspected and appeared to be kept in order
Minutes were inspected and it appeared that all decisions relating to the super fund were recorded
(Attach minutes of significant matters such as appointment of auditor, commencement of pension)

Was there options trading during the financial year?

No

If yes, please ensure a derivative risk statement is included in the financial accounts.

Documentation of Investment Decisions

The super fund's minute book was reviewed and there were no matters noted that would materially effect the financial statements

2 ATO Correspondence

Reviewed correspondence with ATO and there were no outstanding matters of audit significance

ORD MINNETT

REALISED OPTIONS PROFIT & LOSS

From 1 July 2022 Through 30 June 2023

St Heaps Investments Pty Ltd
<*St Heaps Family S/F A/C*>

Security	Description	Purchase Date	Sale Date	Quantity	Purchase Cost	Sale Proceeds	Net Profit / Loss
<hr/> TOTAL <hr/> <hr/>							

This report details your realised options profit and loss activity so you can consider how to handle appropriately for your tax return. Previously this information appeared in the Realised Capital Gains statement.

Please refer to the Transaction Statement for the tax component breakdown of the purchase costs and sale proceeds (Brokerage, ACH Fee & GST).

Adviser Name: Andrew Murray
Location: SYDNEY
Phone No: (02) 8216 6462
Account No: 148927

Ord Minnett Limited AFS Licence 237121 ABN 86 002 733 048 A Market Participant of the Australian Stock Exchange Limited

While Ord Minnett believes that the information contained herein is reliable, no warranty is given as to its accuracy or the accuracy of information or material from other sources and persons who rely on it do so at their own risk. Accordingly you should satisfy yourself as to the correctness or otherwise of the statements contained herein.

Client name	ST HEAPS FAMILY SUPER FUND	Fin Accounts Prepared by	TANIA CARTER
Client code	STHEAPS	Date prepared	06-Nov-2023
Year ended	30-Jun-2023	Reviewed by	
SRN/HIN	X0049773986	Date reviewed	
Postcode	2001	Back to Cover	

Objective To ensure the audit engagement is planned properly and performed efficiently

All Engagements

- 5 Copy of Trust Deed**
Obtained a copy of the trust deed - Refer to Deed Summary (A1 & A2)
- There were no amendments
- 6 Issues Relating to Fund History**
Reviewed prior year accounts and workpapers and there were no ongoing issues
- 7 Audit Plan**
Audit plan is prepared and approved by partner
- 8 Minutes**
Reviewed Minutes of meetings for the super fund for the year and there were no items of audit significance. (If significant, please document)
- 9 Legal Advice**
Reviewed correspondence and there was no legal advice received by the trustee during the year
- 10 Trustee Declaration**
Sighted ATO Trustee declaration for new trustees appointed after 30th June 2007.

New Engagements

No

Client name	ST HEAPS FAMILY SUPER FUND	Fin Accounts Prepared by	TANIA CARTER
Client code	STHEAPS	Date prepared	06-Nov-2023
Year ended	30-Jun-2023	Reviewed by	
SRN/HIN	X0049773986	Date reviewed	
Postcode	2001	Back to Cover	

- 1 Contribution Risks**
 All Contributions were allocated to the appropriate member(s) and agreed to employers contributions received and individual tax returns

 Confirmed member contributions were received by the fund (see attached) and compared to the member's individual tax return to ensure the correct amount have been claimed as deduction.
- 2 Other Income Risks**
 A random sample was selected (see attached chess statements) and were confirmed to share registry records. From the sample selected it was reasonable to suggest that all incomes are reported and are at correct amounts
- 3 Expenditure Risks**
 A sample was selected (see attached) and vouched to source documents. From the sample selected it is reasonable to suggest that all expenditures incurred were related to S/F and were correctly reported
- 4 Benefits Payments Risks**
 See Attached Member's Benefits Calculation Statement. Reviewed calculations were reasonable and in accordance with current requirements
- 5 Investments and Other Assets Risks**
 A sample was selected and vouched to bank statements, chess statements and portfolio valuations. From the selected sample, it was reasonable that investments and other assets were held in the super fund's name (See Attached Chess Statements)
 From the sample selected, market values agreed with those published in AFR and were appropriately reported in the accounts
- 6 Liabilities and Members Benefits Risks**
 All investments are shares and cash and therefore the only reasonable risk of unrecorded liability is tax which was brought to balance sheet

Client name	ST HEAPS FAMILY SUPER FUND	Fin Accounts Prepared by	TANIA CARTER
Client code	STHEAPS	Date prepared	06-Nov-2023
Year ended	30-Jun-2023	Reviewed by	
SRN/HIN	X0049773986	Date reviewed	
Postcode	2001	Back to Cover	

Audit Completion

- 10 Assessment and Documentation of Going Concern**
 Super fund has no debt other than tax and accrued members benefits
 Super fund's assets are adequate to meet any short and long term liabilities (payments of benefits)
- 11 Commitments and Contingencies Properly Disclosed**
 Reviewed accounts and all contingencies and commitments have been adequately review and disclosed in the financial report
- 13 Subsequent Events**
 Reviewed correspondence and activity post year end and there were no material events Post balance date
- 14 ATO Return**
 Viewed super fund's signed tax return and lodged and compared with audit WP
- 16 Financial Accounts**
 All Reports in financial accounts have been signed

Client name	ST HEAPS FAMILY SUPER FUND	Fin Accounts Prepared by	TANIA CARTER
Client code	STHEAPS	Date prepared	06-Nov-2023
Year ended	30-Jun-2023	Reviewed by	
SRN/HIN	X0049773986	Date reviewed	
Postcode	2001	Back to Cover	

Objective To ensure that records are maintained in accordance with the trust deed and are consistent with general accounting principles.

Accounting Records

1 Opening Balances
Obtained trial balance and agreed the current year's opening balances to the closing balances from last year

2 Comparative Balances Agreed to Prior Year Audited Financial Statements
Obtained trial balance and agreed audited financial report from last year

3 Maintenance of Records
The super fund's financial records were inspected and appeared to be kept in order (5 years)
Minutes were inspected and it appeared that all decisions relating to the S/F were recorded (Attach minutes of significance matters - these are kept for 10 years)

4 Other Records
Investment decisions were documented and updated in minute book

Investment strategy was prepared and reviewed regularly (at least annually) to take into account of risk, return, liquidity, diversification and the super fund's ability to meet its short and long term commitments.

The super fund's investments were reviewed and are within guidelines of its investment strategy.

St Heaps Family Super Fund
Detailed Trial Balance as at 30 June 2022

Prior Year		Description	Current Year	
Debits	Credits		Debits	Credits
		INCOME		
		Realised Capital Gains - Shares in Listed Companies		
11,066.13	-	Ampol Limited	-	-
-	-	Australia And New Zealand Banking Group Limited	-	1,009.89
-	-	Commonwealth Bank Of Australia.	25,514.33	-
-	-	Magellan Financial Group Limited	5,216.47	-
-	-	Rio Tinto Limited	-	74,979.86
-	816.86	SYDR	-	-
-	-	Transurban Group - Rights-Appsclose 15Dec2015 Us Prohibited	-	162.00
-	-	Westpac Banking Corporation	9,986.97	-
-	-	Woolworths Limited	11,407.31	-
		Realised Capital Gains - Stapled Securities		
1,108.91	-	Charter Hall Long Wale REIT - Fully Paid Units Stapled Securities	-	-
-	-	Spark Infrastructure Group - Stapled \$0.65 Loan Note And Unit Us Prohibited	-	11,312.88
-	-	Sydney Airport - Fully Paid Stapled Securities	-	9,301.53
		Realised Capital Gains - Units In Listed Unit Trusts		
-	-	Betashares Legg Mason Australian Bond Fund (Managed Fund) - Exchange Traded Fund Units Fully Paid	446.72	-
-	-	Mcp Master Income Trust - Ordinary Units Fully Paid	-	3,235.79
-	102.88	Vanguard Australian Fixed Interest Index ETF - Exchange Traded Fund Units Fully Paid	-	-
		Realised Traditional Security Gains - Shares in Listed Companies		
254.08	-	National Australia Bank Limited - Capital Notes Deferred Settlement	-	422.01
		Distributions - Shares in Listed Companies		
-	-	National Australia Bank Limited - Capital Notes Deferred Settlement	-	1,747.77
		Distributions - Stapled Securities		
-	1,857.92	Charter Hall Long Wale REIT - Fully Paid Units Stapled Securities	-	2,035.24
-	3,051.13	Hotel Property Investments - Stapled Security Fully Paid	-	3,240.85
-	2,497.50	Spark Infrastructure Group - Stapled \$0.65 Loan Note And Unit Us Prohibited	-	3,376.25
-	1,723.53	Transurban Group - Ordinary Shares/Units Fully Paid Triple Stapled	-	1,893.45
		Distributions - Units In Listed Unit Trusts		
-	2,146.61	Betashares ASIA Technology Tigers ETF - Exchange Traded Fund Units Fully Paid	-	569.74
-	1,193.44	Betashares Legg Mason Australian Bond Fund (Managed Fund) - Exchange Traded Fund Units Fully Paid	-	243.77
-	2,614.44	Betashares Nasdaq 100 ETF - Exchange Traded Fund Units Fully Paid	-	1,859.32
-	1,169.89	Ishares S&P 500 ETF - Exchange Traded Fund Units Fully Paid	-	1,300.15
-	1,242.91	Mcp Income Opportunities Trust - Ordinary Units Fully Paid	-	1,449.04

St Heaps Family Super Fund
Detailed Trial Balance as at 30 June 2022

Prior Year		Description	Current Year	
Debits	Credits		Debits	Credits
-	8,576.61	Mcp Master Income Trust - Ordinary Units Fully Paid	-	1,186.23
-	-	Metrics Credit Partners Wholesale Investment Trust	-	9,491.32
-	322.40	Vanguard Australian Fixed Interest Index ETF - Exchange Traded Fund Units Fully Paid	-	-
<hr/>				
Dividends - Shares in Listed Companies				
-	7,644.44	Ampol Limited	-	-
-	1,550.34	ASX Limited	-	1,502.16
-	1,665.00	Australia And New Zealand Banking Group Limited	-	1,942.50
-	-	Bank Of Queensland Limited.	-	1,112.10
-	7,212.08	BHP Group Limited	-	68,766.16
-	3,918.40	Commonwealth Bank Of Australia.	-	32,335.05
-	591.92	CSL Limited	-	632.64
-	-	Endeavour Group Limited - Ordinary Fully Paid Deferred Settlement	-	444.02
-	1,811.25	Macquarie Group Limited	-	4,714.25
-	2,662.07	Magellan Financial Group Limited	-	1,386.32
-	9,008.36	Rio Tinto Limited	-	17,473.21
-	759.88	Seven Group Holdings Limited	-	794.42
-	1,961.85	Sonic Healthcare Limited	-	2,142.25
-	-	Westpac Banking Corporation	-	2,310.00
-	2,299.77	Woolworths Limited	-	19,252.38
<hr/>				
Dividends - Stapled Securities				
-	-	Transurban Group - Ordinary Shares/Units Fully Paid Triple Stapled	-	48.55
<hr/>				
Interest - Cash and Cash Equivalents				
-	1,824.66	ME Bank TD Mat 07.07.2020	-	-
-	710.54	ME Bank TD Mat 11.01.2021	-	-
<hr/>				
Interest - Cash At Bank				
-	30.38	Cash at Bank - Ord Minnett	-	64.28
<hr/>				
Interest - Other Fixed Interest Securities				
-	561.63	Qube Holdings Limited - Hybrid 3-Bbsw+3.90% 05-10-23 Sub Cum	-	549.55
<hr/>				
Interest - Shares in Listed Companies				
-	3,528.97	National Australia Bank Limited - Capital Notes Deferred Settlement	-	-
<hr/>				
EXPENSE				
Pensions Paid - Mrs Barbara St Heaps				
74,390.00	-	New Pension Account 01.07.15	85,010.00	-
275.00	-	Accountancy Fee	275.00	-
102.50	-	Actuarial Fee	102.50	-
330.00	-	Auditor Fee	385.00	-
2,306.25	-	Fund Administration Fee	2,306.25	-
9,991.82	-	Investment Management Fee	10,571.32	-
55.00	-	Regulatory Fees	56.00	-
259.00	-	SMSF Supervisory Levy	259.00	-
<hr/>				
Decrease in Market Value - Other Fixed Interest Securities				
-	295.40	Qube Holdings Limited - Hybrid 3-Bbsw+3.90% 05-10-23 Sub Cum	126.00	-
<hr/>				
Decrease in Market Value - Shares in Listed Companies				
-	-	Allkem Limited	7,052.45	-
5,062.20	-	ASX Limited	-	2,640.00
-	26,390.25	Australia And New Zealand Banking Group Limited	10,190.77	-
-	-	Bank Of Queensland Limited.	6,269.88	-

St Heaps Family Super Fund
Detailed Trial Balance as at 30 June 2022

Prior Year		Description	Current Year	
Debits	Credits		Debits	Credits
-	44,510.25	BHP Group Limited	45,636.34	-
-	48,111.00	Commonwealth Bank Of Australia.	17,311.47	-
380.10	-	CSL Limited	3,387.30	-
-	-	Endeavour Group Limited - Ordinary Fully Paid Deferred Settlement	-	8,143.98
-	-	Hub24 Limited	5,244.56	-
-	-	James Hardie Industries PLC - Chess Depository Interests 1:1	9,458.46	-
-	21,752.25	Macquarie Group Limited	5,068.58	-
5,042.25	-	Magellan Financial Group Limited	35,381.33	-
-	2,380.56	National Australia Bank Limited - Capital Notes Deferred Settlement	1,355.18	-
-	35,219.04	Rio Tinto Limited	95,813.63	-
-	5,474.59	Seven Group Holdings Limited	6,458.98	-
-	17,972.35	Sonic Healthcare Limited	12,154.45	-
-	-	Woodside Energy Group Ltd	-	3,284.32
-	1,935.45	Woolworths Limited	3,252.34	-
Decrease in Market Value - Stapled Securities				
-	4,628.78	Charter Hall Long Wale REIT - Fully Paid Units Stapled Securities	3,203.04	-
-	4,348.01	Hotel Property Investments - Stapled Security Fully Paid	1,422.81	-
-	1,665.00	Spark Infrastructure Group - Stapled \$0.65 Loan Note And Unit Us Prohibited	1,739.13	-
-	537.00	Sydney Airport - Fully Paid Stapled Securities	-	3,944.47
-	485.50	Transurban Group - Ordinary Shares/Units Fully Paid Triple Stapled	-	728.25
Decrease in Market Value - Units In Listed Unit Trusts				
-	18,238.10	Betashares ASIA Technology Tigers ETF - Exchange Traded Fund Units Fully Paid	25,015.40	-
1,256.55	-	Betashares Legg Mason Australian Bond Fund (Managed Fund) - Exchange Traded Fund Units Fully Paid	-	1,256.55
-	15,719.40	Betashares Nasdaq 100 ETF - Exchange Traded Fund Units Fully Paid	11,502.00	-
-	18,955.50	Ishares S&P 500 ETF - Exchange Traded Fund Units Fully Paid	3,271.50	-
-	3,878.00	Mcp Income Opportunities Trust - Ordinary Units Fully Paid	2,649.79	-
-	22,124.08	Mcp Master Income Trust - Ordinary Units Fully Paid	2,291.48	-
-	-	Metrics Credit Partners Wholesale Investment Trust	46.89	-
INCOME TAX				
1,080.45	-	Income Tax Expense	3,923.85	-
200.24	-	Excessive Foreign Tax Credit Writeoff Expense	338.92	-
Imputation Credits - Shares in Listed Companies				
-	3,276.19	Ampol Limited	-	-
-	664.43	ASX Limited	-	643.79
-	713.57	Australia And New Zealand Banking Group Limited	-	832.50
-	-	Bank Of Queensland Limited.	-	476.61
-	3,090.89	BHP Group Limited	-	29,471.21
-	1,679.31	Commonwealth Bank Of Australia.	-	13,857.88
-	-	CSL Limited	-	14.31

St Heaps Family Super Fund
Detailed Trial Balance as at 30 June 2022

Prior Year		Description	Current Year	
Debits	Credits		Debits	Credits
-	-	Endeavour Group Limited - Ordinary Fully Paid Deferred Settlement	-	190.29
-	310.50	Macquarie Group Limited	-	808.15
-	855.66	Magellan Financial Group Limited	-	445.60
-	3,860.73	Rio Tinto Limited	-	7,488.52
-	325.66	Seven Group Holdings Limited	-	340.46
-	252.24	Sonic Healthcare Limited	-	732.07
-	-	Westpac Banking Corporation	-	990.00
-	985.61	Woolworths Limited	-	8,251.02
-	388.50	Imputation Credits - Stapled Securities Spark Infrastructure Group - Stapled \$0.65 Loan Note And Unit Us Prohibited	-	1,249.61
-	4.80	Transurban Group - Ordinary Shares/Units Fully Paid Triple Stapled	-	24.35
-	63.44	Imputation Credits - Units In Listed Unit Trusts Mcp Income Opportunities Trust - Ordinary Units Fully Paid	-	36.47
PROFIT & LOSS CLEARING ACCOUNT				
272,989.22	-	Profit & Loss Clearing Account	-	100,966.06
ASSETS				
Other Fixed Interest Securities				
14,476.00	-	Qube Holdings Limited - Hybrid 3-Bbsw+3.90% 05-10-23 Sub Cum	14,350.00	-
Shares in Listed Companies				
-	-	Allkem Limited	42,889.60	-
51,288.60	-	ASX Limited	53,928.60	-
78,116.25	-	Australia And New Zealand Banking Group Limited	32,494.25	-
-	-	Bank Of Queensland Limited.	33,716.85	-
169,557.87	-	BHP Group Limited	360,483.75	-
157,794.60	-	Commonwealth Bank Of Australia.	106,196.50	-
59,889.90	-	CSL Limited	56,502.60	-
-	-	Endeavour Group Limited - Ordinary Fully Paid Deferred Settlement	17,236.89	-
-	-	Hub24 Limited	34,763.05	-
-	-	James Hardie Industries PLC - Chess Depository Interests 1:1	35,582.40	-
89,947.25	-	Macquarie Group Limited	194,286.31	-
65,439.90	-	Magellan Financial Group Limited	-	-
153,984.60	-	National Australia Bank Limited - Capital Notes Deferred Settlement	53,265.00	-
155,513.92	-	Rio Tinto Limited	-	-
35,144.45	-	Seven Group Holdings Limited	28,685.47	-
86,592.00	-	Sonic Healthcare Limited	74,437.55	-
-	-	Woodside Energy Group Ltd	50,275.36	-
86,822.01	-	Woolworths Limited	60,591.20	-
Stapled Securities				
31,696.75	-	Charter Hall Long Wale REIT - Fully Paid Units Stapled Securities	28,493.71	-
50,430.71	-	Hotel Property Investments - Stapled Security Fully Paid	49,007.90	-
41,625.00	-	Spark Infrastructure Group - Stapled \$0.65 Loan Note And Unit Us Prohibited	-	-
25,910.25	-	Sydney Airport - Fully Paid Stapled Securities	-	-
69,086.65	-	Transurban Group - Ordinary Shares/Units Fully Paid Triple Stapled	69,814.90	-
Units In Listed Unit Trusts				
66,340.40	-	Betashares ASIA Technology Tigers	41,325.00	-

St Heaps Family Super Fund
Detailed Trial Balance as at 30 June 2022

Prior Year		Description	Current Year	
Debits	Credits		Debits	Credits
		ETF - Exchange Traded Fund Units Fully Paid		
93,590.00	-	Betashares Legg Mason Australian Bond Fund (Managed Fund) - Exchange Traded Fund Units Fully Paid	-	-
68,394.30	-	Betashares Nasdaq 100 ETF - Exchange Traded Fund Units Fully Paid	56,892.30	-
85,911.00	-	Ishares S&P 500 ETF - Exchange Traded Fund Units Fully Paid	82,639.50	-
19,777.80	-	Mcp Income Opportunities Trust - Ordinary Units Fully Paid	23,977.73	-
192,055.80	-	Mcp Master Income Trust - Ordinary Units Fully Paid	-	-
-	-	Metrics Credit Partners Wholesale Investment Trust	279,953.11	-
<hr/>				
154,728.84	-	Cash At Bank		
		Cash at Bank - Ord Minnett	75,952.30	-
<hr/>				
		Receivables - Investment Income Receivable - Distributions		
493.80	-	Charter Hall Long Wale REIT - Fully Paid Units Stapled Securities	509.14	-
1,533.47	-	Hotel Property Investments - Stapled Security Fully Paid	1,628.33	-
995.28	-	Transurban Group - Ordinary Shares/Units Fully Paid Triple Stapled	1,165.20	-
<hr/>				
		Receivables - Investment Income Receivable - Distributions		
2,146.61	-	Betashares ASIA Technology Tigers ETF - Exchange Traded Fund Units Fully Paid	438.38	-
164.50	-	Betashares Legg Mason Australian Bond Fund (Managed Fund) - Exchange Traded Fund Units Fully Paid	-	-
2,501.86	-	Betashares Nasdaq 100 ETF - Exchange Traded Fund Units Fully Paid	1,792.57	-
257.28	-	Ishares S&P 500 ETF - Exchange Traded Fund Units Fully Paid	312.64	-
159.97	-	Mcp Income Opportunities Trust - Ordinary Units Fully Paid	151.23	-
611.94	-	Mcp Master Income Trust - Ordinary Units Fully Paid	-	-
-	-	Metrics Credit Partners Wholesale Investment Trust	1,351.03	-
<hr/>				
		Current Tax Assets		
-	1,080.45	Provision for Income Tax	-	3,923.85
<hr/>				
		Current Tax Assets - Franking Credits - Shares in Listed Companies		
3,276.19	-	Ampol Limited	-	-
664.43	-	ASX Limited	643.79	-
713.57	-	Australia And New Zealand Banking Group Limited	832.50	-
-	-	Bank Of Queensland Limited.	476.61	-
3,090.89	-	BHP Group Limited	29,471.21	-
1,679.31	-	Commonwealth Bank Of Australia.	13,857.88	-
-	-	CSL Limited	14.31	-
-	-	Endeavour Group Limited - Ordinary Fully Paid Deferred Settlement	190.29	-
310.50	-	Macquarie Group Limited	808.15	-
855.66	-	Magellan Financial Group Limited	445.60	-
3,860.73	-	Rio Tinto Limited	7,488.52	-
325.66	-	Seven Group Holdings Limited	340.46	-
252.24	-	Sonic Healthcare Limited	732.07	-

St Heaps Family Super Fund
Detailed Trial Balance as at 30 June 2022

Prior Year		Description	Current Year	
Debits	Credits		Debits	Credits
-	-	Westpac Banking Corporation	990.00	-
985.61	-	Woolworths Limited	8,251.02	-
		Current Tax Assets - Franking Credits - Stapled Securities		
388.50	-	Spark Infrastructure Group - Stapled \$0.65 Loan Note And Unit Us Prohibited	1,249.61	-
4.80	-	Transurban Group - Ordinary Shares/Units Fully Paid Triple Stapled	24.35	-
		Current Tax Assets - Franking Credits - Units In Listed Unit Trusts		
63.44	-	Mcp Income Opportunities Trust - Ordinary Units Fully Paid	36.47	-
		Current Tax Assets - Foreign Tax Credits - Units In Listed Unit Trusts		
-	-	Betashares ASIA Technology Tigers ETF - Exchange Traded Fund Units Fully Paid	131.36	-
56.30	-	Betashares Nasdaq 100 ETF - Exchange Traded Fund Units Fully Paid	66.75	-
168.59	-	Ishares S&P 500 ETF - Exchange Traded Fund Units Fully Paid	185.02	-
		Current Tax Assets		
-	200.24	Excessive Foreign Tax Credit Writeoff	-	338.92
		Other Taxes Refundable		
948.00	-	Activity Statement Payable/Refundable	1,315.00	-
1.73	-	GST Payable/Refundable	0.41	-
		LIABILITIES		
-	259.00	SMSF Supervisory Levy	-	259.00
		MEMBER ENTITLEMENTS		
		Mrs Barbara St Heaps		
-	239,872.03	Accumulation	-	234,260.34
-	1,889,213.99	New Pension Account 01.07.15	-	1,793,859.62
<u>2,516,775.41</u>	<u>2,516,775.41</u>		<u>2,503,745.13</u>	<u>2,503,745.13</u>

Client name	ST HEAPS FAMILY SUPER FUND	Fin Accounts Prepared by	TANIA CARTER
Client code	STHEAPS	Date prepared	06-Nov-2023
Year ended	30-Jun-2023	Reviewed by	
SRN/HIN	X0049773986	Date reviewed	
Postcode	2001	Back to Cover	

Objective To ensure that financial report complies with AAS, UIG's and trust deed

Accounting Records

- 1 **Financial Report Disclosures Complied with AAS and UIG's Listed in Note 1**
Reviewed super fund's financial disclosures and it appeared to comply

- 2 **Consistency in Treatment of Accounting Policies**
The basis of accounting is accrual and is consistent with prior year. There were no changes made and hence zero impact on financial statements

- 3 **Financial Prepared in Accordance with Trust Deed**
Financial reports were prepared in accordance with trust deed requirements

St Heaps Family Super Fund
Detailed Trial Balance as at 30 June 2023

Prior Year		Description	Current Year	
Debits	Credits		Debits	Credits
		INCOME		
		Realised Capital Gains - Shares in Listed Companies		
-	1,009.89	Australia And New Zealand Banking Group Limited	-	-
25,514.33	-	Commonwealth Bank Of Australia.	-	-
5,216.47	-	Magellan Financial Group Limited	-	-
-	-	Mcmillan Shakespeare Limited	2,837.41	-
-	74,979.86	Rio Tinto Limited	-	-
-	162.00	Transurban Group - Rights-Appsclose 15Dec2015 Us Prohibited	-	-
9,986.97	-	Westpac Banking Corporation	-	-
11,407.31	-	Woolworths Limited	-	-
		Realised Capital Gains - Stapled Securities		
-	11,312.88	Spark Infrastructure Group - Stapled \$0.65 Loan Note And Unit Us Prohibited	-	-
-	9,301.53	Sydney Airport - Fully Paid Stapled Securities	-	-
		Realised Capital Gains - Units In Listed Unit Trusts		
-	-	Betashares ASIA Technology Tigers ETF - Exchange Traded Fund Units Fully Paid	-	6,272.56
446.72	-	Betashares Legg Mason Australian Bond Fund (Managed Fund) - Exchange Traded Fund Units Fully Paid	-	-
-	-	Mcp Income Opportunities Trust - Ordinary Units Fully Paid	503.62	-
-	3,235.79	Mcp Master Income Trust - Ordinary Units Fully Paid	-	-
		Increase in Market Value - Other Fixed Interest Securities		
-	-	ANZ Wholesale Subordinated Notes 8	-	1,497.00
126.00	-	Qube Holdings Limited - Hybrid 3-Bbsw+3.90% 05-10-23 Sub Cum	-	474.81
		Increase in Market Value - Shares in Listed Companies		
7,052.45	-	Allkem Limited	-	23,753.60
-	2,640.00	ASX Limited	12,348.60	-
10,190.77	-	Australia And New Zealand Banking Group Limited	-	2,954.19
6,269.88	-	Bank Of Queensland Limited.	5,964.90	-
45,636.34	-	BHP Group Limited	-	32,683.86
17,311.47	-	Commonwealth Bank Of Australia.	-	11,620.75
3,387.30	-	CSL Limited	-	1,747.20
-	8,143.98	Endeavour Group Limited - Ordinary Fully Paid Deferred Settlement	2,869.02	-
5,244.56	-	Hub24 Limited	-	8,883.70
9,458.46	-	James Hardie Industries PLC - Chess Depository Interests 1:1	-	8,937.60
5,068.58	-	Macquarie Group Limited	-	15,482.91
35,381.33	-	Magellan Financial Group Limited	-	-
1,355.18	-	National Australia Bank Limited - Capital Notes Deferred Settlement	-	414.38
95,813.63	-	Rio Tinto Limited	-	-
-	-	Santos Limited	-	1,702.86
6,458.98	-	Seven Group Holdings Limited	-	13,885.08
12,154.45	-	Sonic Healthcare Limited	-	5,772.80
-	3,284.32	Woodside Energy Group Ltd	-	4,105.40
3,252.34	-	Woolworths Limited	-	7,029.26
		Increase in Market Value - Stapled Securities		
3,203.04	-	Charter Hall Long Wale REIT - Fully	1,734.98	-

St Heaps Family Super Fund
Detailed Trial Balance as at 30 June 2023

Prior Year		Description	Current Year	
Debits	Credits		Debits	Credits
1,422.81	-	Paid Units Stapled Securities	-	632.36
1,739.13	-	Hotel Property Investments - Stapled Security Fully Paid	-	-
-	3,944.47	Spark Infrastructure Group - Stapled \$0.65 Loan Note And Unit Us Prohibited	-	-
-	728.25	Sydney Airport - Fully Paid Stapled Securities	631.15	-
25,015.40	-	Transurban Group - Ordinary Shares/Units Fully Paid Triple Stapled	-	-
-	1,256.55	Increase in Market Value - Units In Listed Unit Trusts	11,363.12	-
11,502.00	-	Betashares ASIA Technology Tigers ETF - Exchange Traded Fund Units Fully Paid	-	-
3,271.50	-	Betashares Legg Mason Australian Bond Fund (Managed Fund) - Exchange Traded Fund Units Fully Paid	-	17,764.20
2,649.79	-	Betashares Nasdaq 100 ETF - Exchange Traded Fund Units Fully Paid	-	17,373.00
2,291.48	-	Ishares S&P 500 ETF - Exchange Traded Fund Units Fully Paid	-	2,869.31
46.89	-	Mcp Income Opportunities Trust - Ordinary Units Fully Paid	-	-
-	1,747.77	Mcp Master Income Trust - Ordinary Units Fully Paid	-	335.18
-	2,035.24	Metrics Credit Partners Wholesale Investment Trust	-	-
-	3,240.85	Distributions - Shares in Listed Companies	-	2,405.95
-	3,376.25	National Australia Bank Limited - Capital Notes Deferred Settlement	-	1,868.44
-	1,893.45	Distributions - Stapled Securities	-	2,940.48
-	569.74	Charter Hall Long Wale REIT - Fully Paid Units Stapled Securities	-	-
-	243.77	Hotel Property Investments - Stapled Security Fully Paid	-	-
-	1,859.32	Spark Infrastructure Group - Stapled \$0.65 Loan Note And Unit Us Prohibited	-	1,813.87
-	1,300.15	Transurban Group - Ordinary Shares/Units Fully Paid Triple Stapled	-	1,614.33
-	1,449.04	Distributions - Units In Listed Unit Trusts	-	1,768.27
-	1,186.23	Betashares ASIA Technology Tigers ETF - Exchange Traded Fund Units Fully Paid	-	-
-	9,491.32	Betashares Legg Mason Australian Bond Fund (Managed Fund) - Exchange Traded Fund Units Fully Paid	-	22,908.12
-	1,502.16	Betashares Nasdaq 100 ETF - Exchange Traded Fund Units Fully Paid	-	1,558.92
-	1,942.50	Ishares S&P 500 ETF - Exchange Traded Fund Units Fully Paid	-	2,226.76
-	-	Mcp Income Opportunities Trust - Ordinary Units Fully Paid	-	-
-	-	Mcp Master Income Trust - Ordinary Units Fully Paid	-	-
-	-	Metrics Credit Partners Wholesale Investment Trust	-	-
-	-	Dividends - Shares in Listed Companies	-	-
-	-	ASX Limited	-	1,558.92
-	-	Australia And New Zealand Banking Group Limited	-	2,226.76

St Heaps Family Super Fund
Detailed Trial Balance as at 30 June 2023

Prior Year		Description	Current Year	
Debits	Credits		Debits	Credits
-	1,112.10	Bank Of Queensland Limited.	-	2,224.20
-	68,766.16	BHP Group Limited	-	34,217.34
-	32,335.05	Commonwealth Bank Of Australia.	-	4,935.00
-	632.64	CSL Limited	-	709.75
-	444.02	Endeavour Group Limited - Ordinary Fully Paid Deferred Settlement	-	500.94
-	-	Hub24 Limited	-	454.48
-	4,714.25	Macquarie Group Limited	-	7,676.50
-	1,386.32	Magellan Financial Group Limited	-	-
-	-	Mcmillan Shakespeare Limited	-	2,208.69
-	17,473.21	Rio Tinto Limited	-	-
-	794.42	Seven Group Holdings Limited	-	794.42
-	2,142.25	Sonic Healthcare Limited	-	2,300.10
-	2,310.00	Westpac Banking Corporation	-	-
-	-	Woodside Energy Group Ltd	-	5,927.46
-	19,252.38	Woolworths Limited	-	1,684.98
-	48.55	Dividends - Stapled Securities Transurban Group - Ordinary Shares/Units Fully Paid Triple Stapled	-	97.10
-	-	Foreign Income - Foreign Dividend - Shares in Listed Companies James Hardie Industries PLC - Chess Depository Interests 1:1	-	470.40
-	64.28	Interest - Cash At Bank Cash at Bank - Ord Minnett	-	3,459.99
-	549.55	Interest - Other Fixed Interest Securities Qube Holdings Limited - Hybrid 3-Bbsw+3.90% 05-10-23 Sub Cum	-	833.96
EXPENSE				
85,010.00	-	Pensions Paid - Mrs Barbara St Heaps New Pension Account 01.07.15	80,724.00	-
275.00	-	Accountancy Fee	275.00	-
102.50	-	Actuarial Fee	102.50	-
385.00	-	Auditor Fee	385.00	-
2,306.25	-	Fund Administration Fee	2,306.25	-
10,571.32	-	Investment Management Fee	10,600.28	-
56.00	-	Regulatory Fees	59.00	-
259.00	-	SMSF Supervisory Levy	259.00	-
-	-	Realised Traditional Security Losses - Other Fixed Interest Securities Qube Holdings Limited - Hybrid 3-Bbsw+3.90% 05-10-23 Sub Cum	709.03	-
-	422.01	Realised Traditional Security Losses - Shares in Listed Companies National Australia Bank Limited - Capital Notes Deferred Settlement	326.60	-
INCOME TAX				
3,923.85	-	Income Tax Expense	1,987.95	-
338.92	-	Excessive Foreign Tax Credit Writeoff Expense	372.00	-
-	643.79	Imputation Credits - Shares in Listed Companies ASX Limited	-	668.11
-	832.50	Australia And New Zealand Banking Group Limited	-	954.32
-	476.61	Bank Of Queensland Limited.	-	953.23
-	29,471.21	BHP Group Limited	-	14,664.58
-	13,857.88	Commonwealth Bank Of Australia.	-	2,115.00
-	14.31	CSL Limited	-	15.82

St Heaps Family Super Fund
Detailed Trial Balance as at 30 June 2023

Prior Year		Description	Current Year	
Debits	Credits		Debits	Credits
-	190.29	Endeavour Group Limited - Ordinary Fully Paid Deferred Settlement	-	214.69
-	-	Hub24 Limited	-	194.78
-	808.15	Macquarie Group Limited	-	1,315.97
-	445.60	Magellan Financial Group Limited	-	-
-	-	Mcmillan Shakespeare Limited	-	946.58
-	7,488.52	Rio Tinto Limited	-	-
-	340.46	Seven Group Holdings Limited	-	340.46
-	732.07	Sonic Healthcare Limited	-	985.76
-	990.00	Westpac Banking Corporation	-	-
-	-	Woodside Energy Group Ltd	-	2,540.34
-	8,251.02	Woolworths Limited	-	722.14
-	1,249.61	Imputation Credits - Stapled Securities Spark Infrastructure Group - Stapled \$0.65 Loan Note And Unit Us Prohibited	-	-
-	24.35	Transurban Group - Ordinary Shares/Units Fully Paid Triple Stapled	-	44.10
-	36.47	Imputation Credits - Units In Listed Unit Trusts Mcp Income Opportunities Trust - Ordinary Units Fully Paid	-	-
-	100,966.06	PROFIT & LOSS CLEARING ACCOUNT Profit & Loss Clearing Account	186,876.29	-
		ASSETS		
		Cash and Cash Equivalents		
-	-	ME Bank TD Mat 25.10.2023	100,000.00	-
		Other Fixed Interest Securities		
-	-	ANZ Wholesale Subordinated Notes 8	101,497.00	-
14,350.00	-	Qube Holdings Limited - Hybrid 3-Bbsw+3.90% 05-10-23 Sub Cum	-	-
		Shares in Listed Companies		
42,889.60	-	Allkem Limited	66,643.20	-
53,928.60	-	ASX Limited	41,580.00	-
32,494.25	-	Australia And New Zealand Banking Group Limited	37,319.54	-
33,716.85	-	Bank Of Queensland Limited.	27,751.95	-
360,483.75	-	BHP Group Limited	393,167.61	-
106,196.50	-	Commonwealth Bank Of Australia.	117,817.25	-
56,502.60	-	CSL Limited	58,249.80	-
17,236.89	-	Endeavour Group Limited - Ordinary Fully Paid Deferred Settlement	14,367.87	-
34,763.05	-	Hub24 Limited	43,646.75	-
35,582.40	-	James Hardie Industries PLC - Chess Depository Interests 1:1	44,520.00	-
194,286.31	-	Macquarie Group Limited	209,769.22	-
53,265.00	-	National Australia Bank Limited - Capital Notes Deferred Settlement	33,158.40	-
-	-	Santos Limited	31,696.80	-
28,685.47	-	Seven Group Holdings Limited	42,570.55	-
74,437.55	-	Sonic Healthcare Limited	80,210.35	-
50,275.36	-	Woodside Energy Group Ltd	54,380.76	-
60,591.20	-	Woolworths Limited	67,620.46	-
		Stapled Securities		
28,493.71	-	Charter Hall Long Wale REIT - Fully Paid Units Stapled Securities	26,758.73	-
49,007.90	-	Hotel Property Investments - Stapled Security Fully Paid	49,640.26	-
69,814.90	-	Transurban Group - Ordinary Shares/Units Fully Paid Triple Stapled	69,183.75	-
		Units In Listed Unit Trusts		

St Heaps Family Super Fund
Detailed Trial Balance as at 30 June 2023

Prior Year		Description	Current Year	
Debits	Credits		Debits	Credits
41,325.00	-	Betashares ASIA Technology Tigers ETF - Exchange Traded Fund Units Fully Paid	-	-
56,892.30	-	Betashares Nasdaq 100 ETF - Exchange Traded Fund Units Fully Paid	74,656.50	-
82,639.50	-	Ishares S&P 500 ETF - Exchange Traded Fund Units Fully Paid	100,012.50	-
23,977.73	-	Mcp Income Opportunities Trust - Ordinary Units Fully Paid	-	-
279,953.11	-	Metrics Credit Partners Wholesale Investment Trust	280,288.29	-
<hr/>				
75,952.30	-	Cash At Bank		
		Cash at Bank - Ord Minnett	15,281.93	-
<hr/>				
		Receivables - Investment Income Receivable - Distributions		
509.14	-	Charter Hall Long Wale REIT - Fully Paid Units Stapled Securities	467.11	-
1,628.33	-	Hotel Property Investments - Stapled Security Fully Paid	1,486.05	-
1,165.20	-	Transurban Group - Ordinary Shares/Units Fully Paid Triple Stapled	1,480.78	-
<hr/>				
		Receivables - Investment Income Receivable - Distributions		
438.38	-	Betashares ASIA Technology Tigers ETF - Exchange Traded Fund Units Fully Paid	-	-
1,792.57	-	Betashares Nasdaq 100 ETF - Exchange Traded Fund Units Fully Paid	1,667.12	-
312.64	-	Ishares S&P 500 ETF - Exchange Traded Fund Units Fully Paid	425.71	-
151.23	-	Mcp Income Opportunities Trust - Ordinary Units Fully Paid	-	-
1,351.03	-	Metrics Credit Partners Wholesale Investment Trust	2,214.88	-
<hr/>				
		Current Tax Assets		
-	3,923.85	Provision for Income Tax	-	1,987.95
<hr/>				
		Current Tax Assets - Franking Credits - Shares in Listed Companies		
643.79	-	ASX Limited	668.11	-
832.50	-	Australia And New Zealand Banking Group Limited	954.32	-
476.61	-	Bank Of Queensland Limited.	953.23	-
29,471.21	-	BHP Group Limited	14,664.58	-
13,857.88	-	Commonwealth Bank Of Australia.	2,115.00	-
14.31	-	CSL Limited	15.82	-
190.29	-	Endeavour Group Limited - Ordinary Fully Paid Deferred Settlement	214.69	-
-	-	Hub24 Limited	194.78	-
808.15	-	Macquarie Group Limited	1,315.97	-
445.60	-	Magellan Financial Group Limited	-	-
-	-	Mcmillan Shakespeare Limited	946.58	-
7,488.52	-	Rio Tinto Limited	-	-
340.46	-	Seven Group Holdings Limited	340.46	-
732.07	-	Sonic Healthcare Limited	985.76	-
990.00	-	Westpac Banking Corporation	-	-
-	-	Woodside Energy Group Ltd	2,540.34	-
8,251.02	-	Woolworths Limited	722.14	-
<hr/>				
		Current Tax Assets - Franking Credits - Stapled Securities		
1,249.61	-	Spark Infrastructure Group - Stapled \$0.65 Loan Note And Unit Us Prohibited	-	-

St Heaps Family Super Fund
Detailed Trial Balance as at 30 June 2023

Prior Year		Description	Current Year	
Debits	Credits		Debits	Credits
24.35	-	Transurban Group - Ordinary Shares/Units Fully Paid Triple Stapled	44.10	-
36.47	-	Current Tax Assets - Franking Credits - Units In Listed Unit Trusts Mcp Income Opportunities Trust - Ordinary Units Fully Paid	-	-
-	-	Current Tax Assets - Foreign Tax Credits - Shares in Listed Companies James Hardie Industries PLC - Chess Depository Interests 1:1	117.60	-
131.36	-	Current Tax Assets - Foreign Tax Credits - Units In Listed Unit Trusts Betashares ASIA Technology Tigers ETF - Exchange Traded Fund Units Fully Paid	-	-
66.75	-	Betashares Nasdaq 100 ETF - Exchange Traded Fund Units Fully Paid	80.66	-
185.02	-	Ishares S&P 500 ETF - Exchange Traded Fund Units Fully Paid	222.65	-
-	338.92	Current Tax Assets Excessive Foreign Tax Credit Writeoff	-	372.00
1,315.00	-	Other Taxes Refundable Activity Statement Payable/Refundable	-	-
0.41	-	GST Payable/Refundable	987.29	-
LIABILITIES				
-	259.00	SMSF Supervisory Levy	-	259.00
MEMBER ENTITLEMENTS				
-	234,260.34	Mrs Barbara St Heaps Accumulation	-	263,267.15
-	1,793,859.62	New Pension Account 01.07.15	-	1,951,729.10
<u>2,503,745.13</u>	<u>2,503,745.13</u>		<u>2,540,850.90</u>	<u>2,540,850.90</u>

St Heaps Family Super Fund
General Ledger Account Movement
For the period from 1 July 2022 to 30 June 2023

Date	Description	Quantity	Debits	Credits	Balance
Income					
Investment Gains					
Realised Capital Gains - Shares in Listed Companies					
Mcmillan Shakespeare Limited					
01/07/2022	Opening Balance				0.00
24/10/2022	Buyback of MMS @\$11.66		2,837.41		2,837.41 DR
30/06/2023	Closing Balance				2,837.41 DR
Realised Capital Gains - Units In Listed Unit Trusts					
Betashares ASIA Technology Tigers ETF - Exchange Traded Fund Units Fully Paid					
01/07/2022	Opening Balance				0.00
21/09/2022	Sale of 5510 units of ASIA @ \$6.61			6,272.56	6,272.56 CR
30/06/2023	Closing Balance				6,272.56 CR
Mcp Income Opportunities Trust - Ordinary Units Fully Paid					
01/07/2022	Opening Balance				0.00
15/05/2023	Sale of 12926 units of MOT @ \$2.04		503.62		503.62 DR
30/06/2023	Closing Balance				503.62 DR
Increase in Market Value - Other Fixed Interest Securities					
ANZ Wholesale Subordinated Notes 8					
01/07/2022	Opening Balance				0.00
30/06/2023	Market Value Adjustment			1,497.00	1,497.00 CR
30/06/2023	Closing Balance				1,497.00 CR
Qube Holdings Limited - Hybrid 3-Bbsw+3.90% 05-10-23 Sub Cum					
01/07/2022	Opening Balance				0.00
30/06/2023	Market Value Adjustment			474.81	474.81 CR
30/06/2023	Closing Balance				474.81 CR
Increase in Market Value - Shares in Listed Companies					
Allkem Limited					
01/07/2022	Opening Balance				0.00
30/06/2023	Market Value Adjustment			23,753.60	23,753.60 CR
30/06/2023	Closing Balance				23,753.60 CR
ASX Limited					
01/07/2022	Opening Balance				0.00
30/06/2023	Market Value Adjustment		12,348.60		12,348.60 DR
30/06/2023	Closing Balance				12,348.60 DR
Australia And New Zealand Banking Group Limited					
01/07/2022	Opening Balance				0.00
30/06/2023	Market Value Adjustment			2,954.19	2,954.19 CR
30/06/2023	Closing Balance				2,954.19 CR
Bank Of Queensland Limited.					
01/07/2022	Opening Balance				0.00
30/06/2023	Market Value Adjustment		5,964.90		5,964.90 DR
30/06/2023	Closing Balance				5,964.90 DR
BHP Group Limited					
01/07/2022	Opening Balance				0.00
30/06/2023	Market Value Adjustment			32,683.86	32,683.86 CR
30/06/2023	Closing Balance				32,683.86 CR

St Heaps Family Super Fund
General Ledger Account Movement
For the period from 1 July 2022 to 30 June 2023

Date	Description	Quantity	Debits	Credits	Balance
Income					
Commonwealth Bank Of Australia.					
01/07/2022	Opening Balance				0.00
30/06/2023	Market Value Adjustment			11,620.75	11,620.75 CR
30/06/2023	Closing Balance				11,620.75 CR
CSL Limited					
01/07/2022	Opening Balance				0.00
30/06/2023	Market Value Adjustment			1,747.20	1,747.20 CR
30/06/2023	Closing Balance				1,747.20 CR
Endeavour Group Limited - Ordinary Fully Paid Deferred Settlement					
01/07/2022	Opening Balance				0.00
30/06/2023	Market Value Adjustment		2,869.02		2,869.02 DR
30/06/2023	Closing Balance				2,869.02 DR
Hub24 Limited					
01/07/2022	Opening Balance				0.00
30/06/2023	Market Value Adjustment			8,883.70	8,883.70 CR
30/06/2023	Closing Balance				8,883.70 CR
James Hardie Industries PLC - Chess Depository Interests 1:1					
01/07/2022	Opening Balance				0.00
30/06/2023	Market Value Adjustment			8,937.60	8,937.60 CR
30/06/2023	Closing Balance				8,937.60 CR
Macquarie Group Limited					
01/07/2022	Opening Balance				0.00
30/06/2023	Market Value Adjustment			15,482.91	15,482.91 CR
30/06/2023	Closing Balance				15,482.91 CR
National Australia Bank Limited - Capital Notes Deferred Settlement					
01/07/2022	Opening Balance				0.00
30/06/2023	Market Value Adjustment			414.38	414.38 CR
30/06/2023	Closing Balance				414.38 CR
Santos Limited					
01/07/2022	Opening Balance				0.00
30/06/2023	Market Value Adjustment			1,702.86	1,702.86 CR
30/06/2023	Closing Balance				1,702.86 CR
Seven Group Holdings Limited					
01/07/2022	Opening Balance				0.00
30/06/2023	Market Value Adjustment			13,885.08	13,885.08 CR
30/06/2023	Closing Balance				13,885.08 CR
Sonic Healthcare Limited					
01/07/2022	Opening Balance				0.00
30/06/2023	Market Value Adjustment			5,772.80	5,772.80 CR
30/06/2023	Closing Balance				5,772.80 CR
Woodside Energy Group Ltd					
01/07/2022	Opening Balance				0.00
30/06/2023	Market Value Adjustment			4,105.40	4,105.40 CR
30/06/2023	Closing Balance				4,105.40 CR
Woolworths Limited					
01/07/2022	Opening Balance				0.00
30/06/2023	Market Value Adjustment			7,029.26	7,029.26 CR
30/06/2023	Closing Balance				7,029.26 CR

St Heaps Family Super Fund
General Ledger Account Movement
For the period from 1 July 2022 to 30 June 2023

Date	Description	Quantity	Debits	Credits	Balance
Income					
Increase in Market Value - Stapled Securities					
Charter Hall Long Wale REIT - Fully Paid Units Stapled Securities					
01/07/2022	Opening Balance				0.00
30/06/2023	Market Value Adjustment		1,734.98		1,734.98 DR
30/06/2023	Closing Balance				1,734.98 DR
Hotel Property Investments - Stapled Security Fully Paid					
01/07/2022	Opening Balance				0.00
30/06/2023	Market Value Adjustment			632.36	632.36 CR
30/06/2023	Closing Balance				632.36 CR
Transurban Group - Ordinary Shares/Units Fully Paid Triple Stapled					
01/07/2022	Opening Balance				0.00
30/06/2023	Market Value Adjustment		631.15		631.15 DR
30/06/2023	Closing Balance				631.15 DR
Increase in Market Value - Units In Listed Unit Trusts					
Betashares ASIA Technology Tigers ETF - Exchange Traded Fund Units Fully Paid					
01/07/2022	Opening Balance				0.00
30/06/2023	Market Value Adjustment		11,363.12		11,363.12 DR
30/06/2023	Closing Balance				11,363.12 DR
Betashares Nasdaq 100 ETF - Exchange Traded Fund Units Fully Paid					
01/07/2022	Opening Balance				0.00
30/06/2023	Market Value Adjustment			17,764.20	17,764.20 CR
30/06/2023	Closing Balance				17,764.20 CR
Ishares S&P 500 ETF - Exchange Traded Fund Units Fully Paid					
01/07/2022	Opening Balance				0.00
30/06/2023	Market Value Adjustment			17,373.00	17,373.00 CR
30/06/2023	Closing Balance				17,373.00 CR
Mcp Income Opportunities Trust - Ordinary Units Fully Paid					
01/07/2022	Opening Balance				0.00
30/06/2023	Market Value Adjustment			2,869.31	2,869.31 CR
30/06/2023	Closing Balance				2,869.31 CR
Metrics Credit Partners Wholesale Investment Trust					
01/07/2022	Opening Balance				0.00
30/06/2023	Market Value Adjustment			335.18	335.18 CR
30/06/2023	Closing Balance				335.18 CR
Disposal Suspense - Other Fixed Interest Securities					
Qube Holdings Limited - Hybrid 3-Bbsw+3.90% 05-10-23 Sub Cum					
01/07/2022	Opening Balance	0.00000			0.00
15/05/2023	Sale of 140 units of QUBHA @ \$101.01	140.00000		14,115.78	14,115.78 CR
15/05/2023	Sale of 140 units of QUBHA @ \$101.01	-140.00000	14,115.78		0.00 CR
30/06/2023	Closing Balance	0.00000			0.00
Disposal Suspense - Shares in Listed Companies					
ANZ Group Holdings Limited - Ordinary Fully Paid Deferred Settlement					
01/07/2022	Opening Balance	0.00000			0.00
03/01/2023	ANZDA TO ANZ	99.00000		1,871.10	1,871.10 CR
03/01/2023	ANZDA TO ANZ	1,475.00000		39,977.22	41,848.32 CR
03/01/2023	ANZDA TO ANZ	-1,574.00000	41,848.32		0.00 CR
30/06/2023	Closing Balance	0.00000			0.00

St Heaps Family Super Fund
General Ledger Account Movement
For the period from 1 July 2022 to 30 June 2023

Date	Description	Quantity	Debits	Credits	Balance
Income					
ANZR					
01/07/2022	Opening Balance	0.00000			0.00
25/08/2022	ANZR to ANZ; 1:15 ACCELERATED - PAITREO OF ORD SH/	99.00000			0.00 CR
25/08/2022	ANZR to ANZ; 1:15 ACCELERATED - PAITREO OF ORD SH/	-99.00000			0.00 CR
30/06/2023	Closing Balance	0.00000			0.00
Australia And New Zealand Banking Group Limited					
01/07/2022	Opening Balance	0.00000			0.00
03/01/2023	ANZ Takeover/Merger	99.00000		1,871.10	1,871.10 CR
03/01/2023	ANZ Takeover/Merger	1,475.00000		39,977.22	41,848.32 CR
03/01/2023	ANZ Takeover/Merger	-1,574.00000	41,848.32		0.00 CR
30/06/2023	Closing Balance	0.00000			0.00
Mcmillan Shakespeare Limited					
01/07/2022	Opening Balance	0.00000			0.00
24/10/2022	Buyback of MMS @\$11.66	207.00000		204.93	204.93 CR
24/10/2022	Buyback of MMS @\$11.66	-207.00000	204.93		0.00 CR
30/06/2023	Closing Balance	0.00000			0.00
National Australia Bank Limited - Capital Notes Deferred Settlement					
01/07/2022	Opening Balance	0.00000			0.00
15/05/2023	Sale of 200 units of NABPE @ \$101.10	200.00000		20,194.38	20,194.38 CR
15/05/2023	Sale of 200 units of NABPE @ \$101.10	-200.00000	20,194.38		0.00 CR
30/06/2023	Closing Balance	0.00000			0.00
Disposal Suspense - Units In Listed Unit Trusts					
Betashares ASIA Technology Tigers ETF - Exchange Traded Fund Units Fully Paid					
01/07/2022	Opening Balance	0.00000			0.00
21/09/2022	Sale of 5510 units of ASIA @ \$6.61	5,510.00000		36,234.44	36,234.44 CR
21/09/2022	Sale of 5510 units of ASIA @ \$6.61	-5,510.00000	36,234.44		0.00 CR
30/06/2023	Closing Balance	0.00000			0.00
Ishares S&P 500 ETF - Exchange Traded Fund Units Fully Paid					
01/07/2022	Opening Balance	0.00000			0.00
07/12/2022	IVV/IVVDB Code Change	825.00000		19,953.44	19,953.44 CR
07/12/2022	IVV/IVVDB Code Change	1,425.00000		35,679.63	55,633.07 CR
07/12/2022	IVV/IVVDB Code Change	-2,250.00000	55,633.07		0.00 CR
30/06/2023	Closing Balance	0.00000			0.00
Ishares S&P 500 ETF - Ishares S&P 500 ETF Deferred Settlement					
01/07/2022	Opening Balance	0.00000			0.00
13/12/2022	IVVDB/IVV Code Change	825.00000		19,953.44	19,953.44 CR
13/12/2022	IVVDB/IVV Code Change	1,425.00000		35,679.63	55,633.07 CR
13/12/2022	IVVDB/IVV Code Change	-2,250.00000	55,633.07		0.00 CR
30/06/2023	Closing Balance	0.00000			0.00
Mcp Income Opportunities Trust - Ordinary Units Fully Paid					
01/07/2022	Opening Balance	0.00000			0.00
15/05/2023	Sale of 12926 units of MOT @ \$2.04	12,926.00000		26,343.42	26,343.42 CR
15/05/2023	Sale of 12926 units of MOT @ \$2.04	-12,926.00000	26,343.42		0.00 CR
30/06/2023	Closing Balance	0.00000			0.00
Investment Income					
Distributions - Shares in Listed Companies					
National Australia Bank Limited - Capital Notes Deferred Settlement					
01/07/2022	Opening Balance				0.00
20/09/2022	NABPE Interest Payment			539.17	539.17 CR
09/12/2022	NABPE AUD UNFRANKED, NIL CFI			670.34	1,209.51 CR
09/03/2023	NABPE AUD UNFRANKED, NIL CFI			706.65	1,916.16 CR
08/06/2023	NABPE AUD UNFRANKED, NIL CFI			489.79	2,405.95 CR
30/06/2023	Distribution - Tax Statement				2,405.95 CR
30/06/2023	Distribution - Tax Statement				2,405.95 CR
30/06/2023	Distribution - Tax Statement				2,405.95 CR

St Heaps Family Super Fund
General Ledger Account Movement
For the period from 1 July 2022 to 30 June 2023

Date	Description	Quantity	Debits	Credits	Balance
Income					
30/06/2023	Distribution - Tax Statement				2,405.95 CR
30/06/2023	Closing Balance				2,405.95 CR
Distributions - Stapled Securities					
Charter Hall Long Wale REIT - Fully Paid Units Stapled Securities					
01/07/2022	Opening Balance				0.00
29/09/2022	CLW AUD DRP SUSP			467.11	467.11 CR
29/12/2022	CLW AUD DRP SUSP			467.11	934.22 CR
30/03/2023	CLW AUD DRP SUSP			467.11	1,401.33 CR
29/06/2023	CLW AUD DRP SUSP			467.11	1,868.44 CR
30/06/2023	Distribution - Tax Statement				1,868.44 CR
30/06/2023	Distribution - Tax Statement				1,868.44 CR
30/06/2023	Distribution - Tax Statement				1,868.44 CR
30/06/2023	Distribution - Tax Statement				1,868.44 CR
30/06/2023	Closing Balance				1,868.44 CR
Hotel Property Investments - Stapled Security Fully Paid					
01/07/2022	Opening Balance				0.00
29/12/2022	HPI AUD DRP SUSP			1,454.43	1,454.43 CR
29/06/2023	HPI AUD DRP 2% DISC			1,486.05	2,940.48 CR
30/06/2023	Distribution - Tax Statement				2,940.48 CR
30/06/2023	Distribution - Tax Statement				2,940.48 CR
30/06/2023	Closing Balance				2,940.48 CR
Transurban Group - Ordinary Shares/Units Fully Paid Triple Stapled					
01/07/2022	Opening Balance				0.00
29/12/2022	TCL AUD DRP NIL DISC			1,286.58	1,286.58 CR
29/06/2023	TCL AUD 0.0111946 FRANKED, 30% CTR, DRP NIL DISC			1,480.78	2,767.36 CR
30/06/2023	Distribution - Tax Statement				2,767.36 CR
30/06/2023	Distribution - Tax Statement				2,767.36 CR
30/06/2023	Closing Balance				2,767.36 CR
Distributions - Units In Listed Unit Trusts					
Betashares Nasdaq 100 ETF - Exchange Traded Fund Units Fully Paid					
01/07/2022	Opening Balance				0.00
03/01/2023	NDQ AUD DRP			66.09	66.09 CR
30/06/2023	Distribution - Tax Statement			3.08	69.17 CR
30/06/2023	Distribution - Tax Statement			77.58	146.75 CR
30/06/2023	NDQ AUD DRP			1,667.12	1,813.87 CR
30/06/2023	Closing Balance				1,813.87 CR
Ishares S&P 500 ETF - Exchange Traded Fund Units Fully Paid					
01/07/2022	Opening Balance				0.00
03/10/2022	IVV AUD DRP			362.02	362.02 CR
21/12/2022	IVV AUD DRP			284.04	646.06 CR
03/04/2023	IVV AUD DRP			319.91	965.97 CR
30/06/2023	Distribution - Tax Statement			43.85	1,009.82 CR
30/06/2023	Distribution - Tax Statement			56.19	1,066.01 CR
30/06/2023	Distribution - Tax Statement			56.69	1,122.70 CR
30/06/2023	Distribution - Tax Statement			65.92	1,188.62 CR
30/06/2023	IVV AUD DRP			425.71	1,614.33 CR
30/06/2023	Closing Balance				1,614.33 CR
Mcp Income Opportunities Trust - Ordinary Units Fully Paid					
01/07/2022	Opening Balance				0.00
29/07/2022	MOT AUD DRP NIL DISC			126.67	126.67 CR
31/08/2022	MOT AUD DRP NIL DISC			165.45	292.12 CR
03/10/2022	MOT AUD DRP NIL DISC			161.58	453.70 CR
31/10/2022	MOT AUD DRP NIL DISC			182.26	635.96 CR
30/11/2022	MOT AUD DRP NIL DISC			170.62	806.58 CR
30/12/2022	MOT AUD DRP NIL DISC			202.94	1,009.52 CR
31/01/2023	MOT AUD DRP NIL DISC			209.40	1,218.92 CR

St Heaps Family Super Fund
General Ledger Account Movement
For the period from 1 July 2022 to 30 June 2023

Date	Description	Quantity	Debits	Credits	Balance
Income					
Bank Of Queensland Limited.					
01/07/2022	Opening Balance				0.00
17/11/2022	BOQ AUD 0.24 FRANKED, 30% CTR, DRP 1.5% DISC			1,213.20	1,213.20 CR
01/06/2023	BOQ AUD 0.2 FRANKED, 30% CTR, DRP 1.5% DISC			1,011.00	2,224.20 CR
30/06/2023	Closing Balance				2,224.20 CR
BHP Group Limited					
01/07/2022	Opening Balance				0.00
22/09/2022	BHP USD 1.75, 1.75 FRANKED, 30% CTR, DRP NIL DISC			22,300.52	22,300.52 CR
30/03/2023	BHP USD 0.9, 0.9 FRANKED, 30% CTR, DRP NIL DISC			11,916.82	34,217.34 CR
30/06/2023	Closing Balance				34,217.34 CR
Commonwealth Bank Of Australia.					
01/07/2022	Opening Balance				0.00
29/09/2022	CBA AUD 2.1 FRANKED, 30% CTR, DRP NIL DISC			2,467.50	2,467.50 CR
30/03/2023	CBA AUD 2.1 FRANKED, 30% CTR, DRP NIL DISC			2,467.50	4,935.00 CR
30/06/2023	Closing Balance				4,935.00 CR
CSL Limited					
01/07/2022	Opening Balance				0.00
05/10/2022	CSL USD 1.18, 0.118 FRANKED, 30% CTR, 1.062 CFI, DRP :			369.24	369.24 CR
05/04/2023	CSL USD 1.07, UNFRANKED, 1.07 CFI, DRP SUSP			340.51	709.75 CR
30/06/2023	Closing Balance				709.75 CR
Endeavour Group Limited - Ordinary Fully Paid Deferred Settlement					
01/07/2022	Opening Balance				0.00
16/09/2022	EDV AUD 0.077 FRANKED, 30% CTR			175.33	175.33 CR
20/03/2023	EDV AUD 0.143 FRANKED, 30% CTR			325.61	500.94 CR
30/06/2023	Closing Balance				500.94 CR
Hub24 Limited					
01/07/2022	Opening Balance				0.00
14/10/2022	HUB AUD 0.125 FRANKED, 30% CTR			214.38	214.38 CR
18/04/2023	HUB AUD 0.14 FRANKED, 30% CTR			240.10	454.48 CR
30/06/2023	Closing Balance				454.48 CR
Macquarie Group Limited					
01/07/2022	Opening Balance				0.00
04/07/2022	MQG AUD 1.4 FRANKED, 30% CTR, 2.1 CFI, DRP 1.5% DIS			4,133.50	4,133.50 CR
13/12/2022	MQG AUD 1.2 FRANKED, 30% CTR, 1.8 CFI, DRP NIL DISC			3,543.00	7,676.50 CR
30/06/2023	Closing Balance				7,676.50 CR
Mcmillan Shakespeare Limited					
01/07/2022	Opening Balance				0.00
24/10/2022	Buyback of MMS @\$11.66			2,208.69	2,208.69 CR
30/06/2023	Closing Balance				2,208.69 CR
Seven Group Holdings Limited					
01/07/2022	Opening Balance				0.00
28/10/2022	SVW AUD 0.23 FRANKED, 30% CTR			397.21	397.21 CR
05/05/2023	SVW AUD 0.23 FRANKED, 30% CTR			397.21	794.42 CR
30/06/2023	Closing Balance				794.42 CR
Sonic Healthcare Limited					
01/07/2022	Opening Balance				0.00
21/09/2022	SHL AUD 0.6 FRANKED, 30% CTR, DRP SUSP			1,353.00	1,353.00 CR
22/03/2023	SHL AUD 0.42 FRANKED, 30% CTR, DRP SUSP			947.10	2,300.10 CR
30/06/2023	Closing Balance				2,300.10 CR

St Heaps Family Super Fund
General Ledger Account Movement
For the period from 1 July 2022 to 30 June 2023

Date	Description	Quantity	Debits	Credits	Balance
Income					
Woodside Energy Group Ltd					
01/07/2022	Opening Balance				0.00
06/10/2022	WDS USD 1.09, 1.09 FRANKED, 30% CTR, DRP NIL DISC			2,525.66	2,525.66 CR
05/04/2023	WDS USD 1.44, 1.44 FRANKED, 30% CTR, DRP SUSP			3,401.80	5,927.46 CR
30/06/2023	Closing Balance				5,927.46 CR
Woolworths Limited					
01/07/2022	Opening Balance				0.00
27/09/2022	WOW AUD 0.53 FRANKED, 30% CTR, DRP NIL DISC			902.06	902.06 CR
13/04/2023	WOW AUD 0.46 FRANKED, 30% CTR, DRP NIL DISC			782.92	1,684.98 CR
30/06/2023	Closing Balance				1,684.98 CR
Dividends - Stapled Securities					
Transurban Group - Ordinary Shares/Units Fully Paid Triple Stapled					
01/07/2022	Opening Balance				0.00
23/08/2022	TCL AUD 0.02170156 FRANKED, 30% CTR			97.10	97.10 CR
30/06/2023	Closing Balance				97.10 CR
Foreign Income - Foreign Dividend - Shares in Listed Companies					
James Hardie Industries PLC - Chess Depositary Interests 1:1					
01/07/2022	Opening Balance				0.00
29/07/2022	JHX USD 0.3, 25% WHT			470.40	470.40 CR
30/06/2023	Closing Balance				470.40 CR
Interest - Cash At Bank					
Cash at Bank - Ord Minnett					
01/07/2022	Opening Balance				0.00
30/09/2022	Interest			221.71	221.71 CR
31/12/2022	Interest			903.94	1,125.65 CR
31/03/2023	Interest			1,549.69	2,675.34 CR
30/06/2023	Interest			784.65	3,459.99 CR
30/06/2023	Closing Balance				3,459.99 CR
Interest - Other Fixed Interest Securities					
Qube Holdings Limited - Hybrid 3-Bbsw+3.90% 05-10-23 Sub Cum					
01/07/2022	Opening Balance				0.00
05/07/2022	QUBHA Interest Payment			144.45	144.45 CR
05/10/2022	QUBHA Interest Payment			203.39	347.84 CR
05/01/2023	QUBHA Interest Payment			238.04	585.88 CR
05/04/2023	QUBHA Interest Payment			248.08	833.96 CR
30/06/2023	Closing Balance				833.96 CR
Expenses					
Member Payments					
Pensions Paid - Mrs Barbara St Heaps					
New Pension Account 01.07.15					
01/07/2022	Opening Balance				0.00
08/05/2023	Pension Drawdown - Gross		80,724.00		80,724.00 DR
30/06/2023	Closing Balance				80,724.00 DR
Other Expenses					
Accountancy Fee					
01/07/2022	Opening Balance				0.00
20/12/2022	Roach & Bruce Consulting Pty Ltd, BSB 032-024, a/c		275.00		275.00 DR
30/06/2023	Closing Balance				275.00 DR

St Heaps Family Super Fund
General Ledger Account Movement
For the period from 1 July 2022 to 30 June 2023

Date	Description	Quantity	Debits	Credits	Balance
Expenses					
Actuarial Fee					
01/07/2022	Opening Balance				0.00
31/10/2022	Verus Actuaries Pty Ltd, BSB 012-263, a/c 28618162		102.50		102.50 DR
30/06/2023	Closing Balance				102.50 DR
Auditor Fee					
01/07/2022	Opening Balance				0.00
14/12/2022	Super Audits, BSB 015-056, a/c 387392386 (St Heaps)		385.00		385.00 DR
30/06/2023	Closing Balance				385.00 DR
Fund Administration Fee					
01/07/2022	Opening Balance				0.00
20/12/2022	Roach & Bruce Consulting Pty Ltd, BSB 032-024, a/c		2,306.25		2,306.25 DR
30/06/2023	Closing Balance				2,306.25 DR
Investment Management Fee					
01/07/2022	Opening Balance				0.00
17/08/2022	PARS Fee 01Jul2022 to 30Sep2022		2,508.36		2,508.36 DR
17/11/2022	PARS Fee 1Oct2022 to 31Dec2022		2,500.98		5,009.34 DR
16/02/2023	PARS Fee 1Jan2023 to 31Mar2023		2,739.33		7,748.67 DR
22/05/2023	PARS Fee 1Apr2023 to 30Jun2023		2,851.61		10,600.28 DR
30/06/2023	Closing Balance				10,600.28 DR
Regulatory Fees					
01/07/2022	Opening Balance				0.00
18/08/2022	ASIC OFFICIAL ADMINISTERED RECEIPTS ACCOUNT, BSI		59.00		59.00 DR
30/06/2023	Closing Balance				59.00 DR
SMSF Supervisory Levy					
01/07/2022	Opening Balance				0.00
30/06/2023	SMSF Supervisory Levy 2023		259.00		259.00 DR
30/06/2023	Closing Balance				259.00 DR
Investment Losses					
Realised Traditional Security Losses - Other Fixed Interest Securities					
Qube Holdings Limited - Hybrid 3-Bbsw+3.90% 05-10-23 Sub Cum					
01/07/2022	Opening Balance				0.00
15/05/2023	Sale of 140 units of QUBHA @ \$101.01		709.03		709.03 DR
30/06/2023	Closing Balance				709.03 DR
Realised Traditional Security Losses - Shares in Listed Companies					
National Australia Bank Limited - Capital Notes Deferred Settlement					
01/07/2022	Opening Balance				0.00
15/05/2023	Sale of 200 units of NABPE @ \$101.10		326.60		326.60 DR
30/06/2023	Closing Balance				326.60 DR
Income Tax					
Income Tax Expense					
Income Tax Expense					
01/07/2022	Opening Balance				0.00
30/06/2023	Fund Income Tax		1,987.95		1,987.95 DR
30/06/2023	Closing Balance				1,987.95 DR
Excessive Foreign Tax Credit Writeoff Expense					
01/07/2022	Opening Balance				0.00
30/06/2023	Excessive foreign tax credit written off		372.00		372.00 DR
30/06/2023	Closing Balance				372.00 DR

St Heaps Family Super Fund
General Ledger Account Movement
For the period from 1 July 2022 to 30 June 2023

Date	Description	Quantity	Debits	Credits	Balance
Income Tax					
Imputation Credits - Shares in Listed Companies					
ASX Limited					
01/07/2022	Opening Balance				0.00
28/09/2022	ASX AUD 1.2 FRANKED, 30% CTR, DRP SUSP			339.43	339.43 CR
29/03/2023	ASX AUD 1.162 FRANKED, 30% CTR, DRP SUSP			328.68	668.11 CR
30/06/2023	Closing Balance				668.11 CR
Australia And New Zealand Banking Group Limited					
01/07/2022	Opening Balance				0.00
01/07/2022	ANZ AUD 0.72 FRANKED, 30% CTR, DRP NIL DISC, BSP			455.14	455.14 CR
15/12/2022	ANZ AUD 0.74 FRANKED, 30% CTR, DRP NIL DISC, BSP			499.18	954.32 CR
30/06/2023	Closing Balance				954.32 CR
Bank Of Queensland Limited.					
01/07/2022	Opening Balance				0.00
17/11/2022	BOQ AUD 0.24 FRANKED, 30% CTR, DRP 1.5% DISC			519.94	519.94 CR
01/06/2023	BOQ AUD 0.2 FRANKED, 30% CTR, DRP 1.5% DISC			433.29	953.23 CR
30/06/2023	Closing Balance				953.23 CR
BHP Group Limited					
01/07/2022	Opening Balance				0.00
22/09/2022	BHP USD 1.75, 1.75 FRANKED, 30% CTR, DRP NIL DISC			9,557.37	9,557.37 CR
30/03/2023	BHP USD 0.9, 0.9 FRANKED, 30% CTR, DRP NIL DISC			5,107.21	14,664.58 CR
30/06/2023	Closing Balance				14,664.58 CR
Commonwealth Bank Of Australia.					
01/07/2022	Opening Balance				0.00
29/09/2022	CBA AUD 2.1 FRANKED, 30% CTR, DRP NIL DISC			1,057.50	1,057.50 CR
30/03/2023	CBA AUD 2.1 FRANKED, 30% CTR, DRP NIL DISC			1,057.50	2,115.00 CR
30/06/2023	Closing Balance				2,115.00 CR
CSL Limited					
01/07/2022	Opening Balance				0.00
05/10/2022	CSL USD 1.18, 0.118 FRANKED, 30% CTR, 1.062 CFI, DRP :			15.82	15.82 CR
30/06/2023	Closing Balance				15.82 CR
Endeavour Group Limited - Ordinary Fully Paid Deferred Settlement					
01/07/2022	Opening Balance				0.00
16/09/2022	EDV AUD 0.077 FRANKED, 30% CTR			75.14	75.14 CR
20/03/2023	EDV AUD 0.143 FRANKED, 30% CTR			139.55	214.69 CR
30/06/2023	Closing Balance				214.69 CR
Hub24 Limited					
01/07/2022	Opening Balance				0.00
14/10/2022	HUB AUD 0.125 FRANKED, 30% CTR			91.88	91.88 CR
18/04/2023	HUB AUD 0.14 FRANKED, 30% CTR			102.90	194.78 CR
30/06/2023	Closing Balance				194.78 CR
Macquarie Group Limited					
01/07/2022	Opening Balance				0.00
04/07/2022	MQG AUD 1.4 FRANKED, 30% CTR, 2.1 CFI, DRP 1.5% DIS			708.60	708.60 CR
13/12/2022	MQG AUD 1.2 FRANKED, 30% CTR, 1.8 CFI, DRP NIL DISC			607.37	1,315.97 CR
30/06/2023	Closing Balance				1,315.97 CR
Mcmillan Shakespeare Limited					
01/07/2022	Opening Balance				0.00
24/10/2022	Buyback of MMS @\$11.66			946.58	946.58 CR
30/06/2023	Closing Balance				946.58 CR

St Heaps Family Super Fund
General Ledger Account Movement
For the period from 1 July 2022 to 30 June 2023

Date	Description	Quantity	Debits	Credits	Balance
Income Tax					
Seven Group Holdings Limited					
01/07/2022	Opening Balance				0.00
28/10/2022	SVW AUD 0.23 FRANKED, 30% CTR			170.23	170.23 CR
05/05/2023	SVW AUD 0.23 FRANKED, 30% CTR			170.23	340.46 CR
30/06/2023	Closing Balance				340.46 CR
Sonic Healthcare Limited					
01/07/2022	Opening Balance				0.00
21/09/2022	SHL AUD 0.6 FRANKED, 30% CTR, DRP SUSP			579.86	579.86 CR
22/03/2023	SHL AUD 0.42 FRANKED, 30% CTR, DRP SUSP			405.90	985.76 CR
30/06/2023	Closing Balance				985.76 CR
Woodside Energy Group Ltd					
01/07/2022	Opening Balance				0.00
06/10/2022	WDS USD 1.09, 1.09 FRANKED, 30% CTR, DRP NIL DISC			1,082.43	1,082.43 CR
05/04/2023	WDS USD 1.44, 1.44 FRANKED, 30% CTR, DRP SUSP			1,457.91	2,540.34 CR
30/06/2023	Closing Balance				2,540.34 CR
Woolworths Limited					
01/07/2022	Opening Balance				0.00
27/09/2022	WOW AUD 0.53 FRANKED, 30% CTR, DRP NIL DISC			386.60	386.60 CR
13/04/2023	WOW AUD 0.46 FRANKED, 30% CTR, DRP NIL DISC			335.54	722.14 CR
30/06/2023	Closing Balance				722.14 CR
Imputation Credits - Stapled Securities					
Transurban Group - Ordinary Shares/Units Fully Paid Triple Stapled					
01/07/2022	Opening Balance				0.00
23/08/2022	TCL AUD 0.02170156 FRANKED, 30% CTR			41.61	41.61 CR
30/06/2023	Distribution - Tax Statement			2.49	44.10 CR
30/06/2023	Closing Balance				44.10 CR
Assets					
Investments - ME Bank TD Mat 25.10.2023					
01/07/2022	Opening Balance	0.00000			0.00
28/04/2023	Transferred to A/C 148927 - WITHDRAWAL - New ME Bk TD	100,000.00000	100,000.00		100,000.00 DR
30/06/2023	Closing Balance	100,000.00000			100,000.00 DR
Investments - ANZ Wholesale Subordinated Notes 8					
01/07/2022	Opening Balance	0.00000			0.00
17/05/2023	Direct Debit (ORD MINNETT LTD ORDS000852ANZ FRN)	100,000.00000	100,000.00		100,000.00 DR
30/06/2023	Market Value Adjustment		1,497.00		101,497.00 DR
30/06/2023	Closing Balance	100,000.00000			101,497.00 DR
Investments - Qube Holdings Limited - Hybrid 3-Bbsw+3.90% 05-10-23 Sub Cum					
01/07/2022	Opening Balance	140.00000			14,350.00 DR
15/05/2023	Sale of 140 units of QUBHA @ \$101.01	-140.00000		14,824.81	474.81 CR
30/06/2023	Market Value Adjustment		474.81		0.00 CR
30/06/2023	Closing Balance				0.00
Investments - Allkem Limited					
01/07/2022	Opening Balance	4,160.00000			42,889.60 DR
30/06/2023	Market Value Adjustment		23,753.60		66,643.20 DR
30/06/2023	Closing Balance	4,160.00000			66,643.20 DR

St Heaps Family Super Fund
General Ledger Account Movement
For the period from 1 July 2022 to 30 June 2023

Date	Description	Quantity	Debits	Credits	Balance
Assets					
Investments - ANZ Group Holdings Limited - Ordinary Fully Paid Deferred Settlement					
01/07/2022	Opening Balance	0.00000			0.00
03/01/2023	ANZ Takeover/Merger	99.00000	1,871.10		1,871.10 DR
03/01/2023	ANZ Takeover/Merger	1,475.00000	39,977.22		41,848.32 DR
03/01/2023	ANZDA TO ANZ	-1,574.00000		41,848.32	0.00 CR
30/06/2023	Closing Balance	0.00000			0.00
Investments - ANZR					
01/07/2022	Opening Balance	0.00000			0.00
28/07/2022	ANZR to ANZ; 1:15 ACCELERATED - PAITREO OF ORD SH/	99.00000			0.00 CR
25/08/2022	ANZR to ANZ; 1:15 ACCELERATED - PAITREO OF ORD SH/	-99.00000			0.00 CR
30/06/2023	Closing Balance	0.00000			0.00
Investments - ASX Limited					
01/07/2022	Opening Balance	660.00000			53,928.60 DR
30/06/2023	Market Value Adjustment			12,348.60	41,580.00 DR
30/06/2023	Closing Balance	660.00000			41,580.00 DR
Investments - Australia And New Zealand Banking Group Limited					
01/07/2022	Opening Balance	1,475.00000			32,494.25 DR
25/08/2022	ANZR to ANZ; 1:15 ACCELERATED - PAITREO OF ORD SH/	99.00000			32,494.25 DR
25/08/2022	ANZR to ANZ; 1:15 ACCELERATED - PAITREO OF ORD SH/		1,871.10		34,365.35 DR
03/01/2023	ANZ Takeover/Merger	-1,574.00000		41,848.32	7,482.97 CR
03/01/2023	ANZDA TO ANZ	99.00000	1,871.10		5,611.87 CR
03/01/2023	ANZDA TO ANZ	1,475.00000	39,977.22		34,365.35 DR
30/06/2023	Market Value Adjustment		2,954.19		37,319.54 DR
30/06/2023	Closing Balance	1,574.00000			37,319.54 DR
Investments - Bank Of Queensland Limited.					
01/07/2022	Opening Balance	5,055.00000			33,716.85 DR
30/06/2023	Market Value Adjustment			5,964.90	27,751.95 DR
30/06/2023	Closing Balance	5,055.00000			27,751.95 DR
Investments - BHP Group Limited					
01/07/2022	Opening Balance	8,739.00000			360,483.75 DR
30/06/2023	Market Value Adjustment		32,683.86		393,167.61 DR
30/06/2023	Closing Balance	8,739.00000			393,167.61 DR
Investments - Commonwealth Bank Of Australia.					
01/07/2022	Opening Balance	1,175.00000			106,196.50 DR
30/06/2023	Market Value Adjustment		11,620.75		117,817.25 DR
30/06/2023	Closing Balance	1,175.00000			117,817.25 DR
Investments - CSL Limited					
01/07/2022	Opening Balance	210.00000			56,502.60 DR
30/06/2023	Market Value Adjustment		1,747.20		58,249.80 DR
30/06/2023	Closing Balance	210.00000			58,249.80 DR
Investments - Endeavour Group Limited - Ordinary Fully Paid Deferred Settlement					
01/07/2022	Opening Balance	2,277.00000			17,236.89 DR
30/06/2023	Market Value Adjustment			2,869.02	14,367.87 DR
30/06/2023	Closing Balance	2,277.00000			14,367.87 DR

St Heaps Family Super Fund
General Ledger Account Movement
For the period from 1 July 2022 to 30 June 2023

Date	Description	Quantity	Debits	Credits	Balance
Assets					
Investments - Hub24 Limited					
01/07/2022	Opening Balance	1,715.00000			34,763.05 DR
30/06/2023	Market Value Adjustment		8,883.70		43,646.75 DR
30/06/2023	Closing Balance	1,715.00000			43,646.75 DR
Investments - James Hardie Industries PLC - Chess Depository Interests 1:1					
01/07/2022	Opening Balance	1,120.00000			35,582.40 DR
30/06/2023	Market Value Adjustment		8,937.60		44,520.00 DR
30/06/2023	Closing Balance	1,120.00000			44,520.00 DR
Investments - Macquarie Group Limited					
01/07/2022	Opening Balance	1,181.00000			194,286.31 DR
30/06/2023	Market Value Adjustment		15,482.91		209,769.22 DR
30/06/2023	Closing Balance	1,181.00000			209,769.22 DR
Investments - Mcmillan Shakespeare Limited					
01/07/2022	Opening Balance	0.00000			0.00
02/09/2022	Purchase of 207 of MMS @ \$14.400193	207.00000	3,042.34		3,042.34 DR
24/10/2022	Buyback of MMS @\$11.66	-207.00000		3,042.34	0.00 CR
30/06/2023	Closing Balance	0.00000			0.00
Investments - National Australia Bank Limited - Capital Notes Deferred Settlement					
01/07/2022	Opening Balance	530.00000			53,265.00 DR
15/05/2023	Sale of 200 units of NABPE @ \$101.10	-200.00000		20,520.98	32,744.02 DR
30/06/2023	Market Value Adjustment		414.38		33,158.40 DR
30/06/2023	Closing Balance	330.00000			33,158.40 DR
Investments - Santos Limited					
01/07/2022	Opening Balance	0.00000			0.00
27/04/2023	Purchase of 4215 of STO @ \$7.079715	4,215.00000	29,993.94		29,993.94 DR
30/06/2023	Market Value Adjustment		1,702.86		31,696.80 DR
30/06/2023	Closing Balance	4,215.00000			31,696.80 DR
Investments - Seven Group Holdings Limited					
01/07/2022	Opening Balance	1,727.00000			28,685.47 DR
30/06/2023	Market Value Adjustment		13,885.08		42,570.55 DR
30/06/2023	Closing Balance	1,727.00000			42,570.55 DR
Investments - Sonic Healthcare Limited					
01/07/2022	Opening Balance	2,255.00000			74,437.55 DR
30/06/2023	Market Value Adjustment		5,772.80		80,210.35 DR
30/06/2023	Closing Balance	2,255.00000			80,210.35 DR
Investments - Woodside Energy Group Ltd					
01/07/2022	Opening Balance	1,579.00000			50,275.36 DR
30/06/2023	Market Value Adjustment		4,105.40		54,380.76 DR
30/06/2023	Closing Balance	1,579.00000			54,380.76 DR
Investments - Woolworths Limited					
01/07/2022	Opening Balance	1,702.00000			60,591.20 DR
30/06/2023	Market Value Adjustment		7,029.26		67,620.46 DR
30/06/2023	Closing Balance	1,702.00000			67,620.46 DR

St Heaps Family Super Fund
General Ledger Account Movement
For the period from 1 July 2022 to 30 June 2023

Date	Description	Quantity	Debits	Credits	Balance
Assets					
Investments - Charter Hall Long Wale REIT - Fully Paid Units Stapled Securities					
01/07/2022	Opening Balance	6,673.00000			28,493.71 DR
30/06/2023	Market Value Adjustment			1,734.98	26,758.73 DR
30/06/2023	Closing Balance	6,673.00000			26,758.73 DR
Investments - Hotel Property Investments - Stapled Security Fully Paid					
01/07/2022	Opening Balance	15,809.00000			49,007.90 DR
30/06/2023	Market Value Adjustment		632.36		49,640.26 DR
30/06/2023	Closing Balance	15,809.00000			49,640.26 DR
Investments - Transurban Group - Ordinary Shares/Units Fully Paid Triple Stapled					
01/07/2022	Opening Balance	4,855.00000			69,814.90 DR
30/06/2023	Market Value Adjustment			631.15	69,183.75 DR
30/06/2023	Closing Balance	4,855.00000			69,183.75 DR
Investments - Betashares ASIA Technology Tigers ETF - Exchange Traded Fund Units					
01/07/2022	Opening Balance	5,510.00000			41,325.00 DR
21/09/2022	Sale of 5510 units of ASIA @ \$6.61	-5,510.00000		29,961.88	11,363.12 DR
30/06/2023	Market Value Adjustment			11,363.12	0.00 CR
30/06/2023	Closing Balance				0.00
Investments - Betashares Nasdaq 100 ETF - Exchange Traded Fund Units Fully Paid					
01/07/2022	Opening Balance	2,130.00000			56,892.30 DR
30/06/2023	Market Value Adjustment		17,764.20		74,656.50 DR
30/06/2023	Closing Balance	2,130.00000			74,656.50 DR
Investments - Ishares S&P 500 ETF - Exchange Traded Fund Units Fully Paid					
01/07/2022	Opening Balance	150.00000			82,639.50 DR
07/12/2022	15 for 1 split of IVV	2,100.00000			82,639.50 DR
07/12/2022	IVV/IVVDB Code Change	-2,250.00000		55,633.07	27,006.43 DR
13/12/2022	IVVDB/IVV Code Change	825.00000	19,953.44		46,959.87 DR
13/12/2022	IVVDB/IVV Code Change	1,425.00000	35,679.63		82,639.50 DR
30/06/2023	Market Value Adjustment		17,373.00		100,012.50 DR
30/06/2023	Closing Balance	2,250.00000			100,012.50 DR
Investments - Ishares S&P 500 ETF - Ishares S&P 500 ETF Deferred Settlement					
01/07/2022	Opening Balance	0.00000			0.00
07/12/2022	IVV/IVVDB Code Change	825.00000	19,953.44		19,953.44 DR
07/12/2022	IVV/IVVDB Code Change	1,425.00000	35,679.63		55,633.07 DR
13/12/2022	IVVDB/IVV Code Change	-2,250.00000		55,633.07	0.00 CR
30/06/2023	Closing Balance	0.00000			0.00
Investments - Mcp Income Opportunities Trust - Ordinary Units Fully Paid					
01/07/2022	Opening Balance	12,926.00000			23,977.73 DR
15/05/2023	Sale of 12926 units of MOT @ \$2.04	-12,926.00000		26,847.04	2,869.31 CR
30/06/2023	Market Value Adjustment		2,869.31		0.00 CR
30/06/2023	Closing Balance				0.00
Investments - Metrics Credit Partners Wholesale Investment Trust					
01/07/2022	Opening Balance	279,311.00000			279,953.11 DR
30/06/2023	Market Value Adjustment		335.18		280,288.29 DR
30/06/2023	Closing Balance	279,311.00000			280,288.29 DR

St Heaps Family Super Fund
General Ledger Account Movement
For the period from 1 July 2022 to 30 June 2023

Date	Description	Quantity	Debits	Credits	Balance
Assets					
Cash At Bank - Cash at Bank - Ord Minnett					
01/07/2022	Opening Balance				75,952.30 DR
01/07/2022	Direct Credit (ANZ DIVIDEND A073/00585323)		1,062.00		77,014.30 DR
04/07/2022	Direct Credit (MQG FNL DIV 001277417711)		4,133.50		81,147.80 DR
05/07/2022	Direct Credit (QUBE INTEREST JUL22/00800809)		144.45		81,292.25 DR
07/07/2022	Direct Credit (MCP WHOLESale IN Ref: 2589209)		1,351.03		82,643.28 DR
08/07/2022	Direct Credit (MCP INCOME OPP T Ref: 2594819)		151.23		82,794.51 DR
13/07/2022	Direct Credit (IVV PAYMENT JUL22/00805027)		312.64		83,107.15 DR
18/07/2022	Direct Credit (ASIA DST JUN 001279137599)		438.38		83,545.53 DR
18/07/2022	Direct Credit (NDQ DST JUNE 001279574971)		1,792.57		85,338.10 DR
29/07/2022	Direct Credit (JAMES HARDIE IND JUL22/00808563)		352.80		85,690.90 DR
05/08/2022	Direct Credit (MCP WHOLESale IN Ref: 2671480)		1,314.20		87,005.10 DR
08/08/2022	Direct Credit (MCP INCOME OPP T Ref: 2704550)		126.67		87,131.77 DR
12/08/2022	Direct Credit (CLW DST 001279970509)		509.14		87,640.91 DR
12/08/2022	Transferred to A/C 148927 - WITHDRAWAL			1,871.10	85,769.81 DR
17/08/2022	PARS Fee 01Jul2022 to 30Sep2022			2,691.90	83,077.91 DR
18/08/2022	ASIC OFFICIAL ADMINISTERED RECEIPTS ACCOUNT, BSI			59.00	83,018.91 DR
23/08/2022	Direct Credit (TCL DIV/DIST AUF22/00835017)		1,262.30		84,281.21 DR
02/09/2022	Direct Credit (HPI DST 001280378451)		1,628.33		85,909.54 DR
06/09/2022	Transferred to A/C 148927 - BUY 207 MMS			3,046.84	82,862.70 DR
07/09/2022	Direct Credit (MCP WHOLESale IN Ref: 2750749)		1,650.00		84,512.70 DR
08/09/2022	Direct Credit (MCP INCOME OPP T Ref: 2755190)		165.45		84,678.15 DR
16/09/2022	Direct Credit (EDV DIV 001282904148)		175.33		84,853.48 DR
20/09/2022	Direct Credit (NABPE SEP PE231/00802469)		539.17		85,392.65 DR
21/09/2022	Direct Credit (SONIC HEALTHCARE FIN22/00824974)		1,353.00		86,745.65 DR
23/09/2022	Direct Credit (BHP GROUP DIV AF386/00333929)		22,300.52		109,046.17 DR
26/09/2022	Transferred from A/C 148927 - SELL 5510 ASIA		36,220.78		145,266.95 DR
27/09/2022	Direct Credit (WOW FNL DIV 001283385011)		902.06		146,169.01 DR
28/09/2022	Direct Credit (ASX FNL DIV 001284426738)		792.00		146,961.01 DR
29/09/2022	Direct Credit (CBA FNL DIV 001280727271)		2,467.50		149,428.51 DR
30/09/2022	Interest		221.71		149,650.22 DR
05/10/2022	Direct Credit (CSL LTD DIVIDEND AUF22/00971475)		369.24		150,019.46 DR
05/10/2022	Direct Credit (QUBE INTEREST OCT22/00800804)		203.39		150,222.85 DR
06/10/2022	Direct Credit (WOODSIDE INT22/00792754)		2,525.66		152,748.51 DR
10/10/2022	Direct Credit (MCP WHOLESale IN cm-17171)		1,561.11		154,309.62 DR
11/10/2022	Direct Credit (MCP INCOME OPP T cm-41697)		161.58		154,471.20 DR
13/10/2022	Direct Credit (IVV PAYMENT OCT22/00805026)		362.02		154,833.22 DR
14/10/2022	Direct Credit (HUB FNL DIV 001284580236)		214.38		155,047.60 DR
28/10/2022	Direct Credit (SEVEN GROUP S00023242567)		397.21		155,444.81 DR
31/10/2022	Verus Actuaries Pty Ltd, BSB 012-263, a/c 28618162			110.00	155,334.81 DR
01/11/2022	Direct Credit (MMS BUY BACK BUY22/00800349)		2,413.62		157,748.43 DR
02/11/2022	Direct Credit (ATO ATO89899043649I001)		1,315.00		159,063.43 DR
07/11/2022	Direct Credit (MCP WHOLESale IN cm-82446)		1,873.75		160,937.18 DR
08/11/2022	Direct Credit (MCP INCOME OPP T cm-84891)		182.26		161,119.44 DR
11/11/2022	Direct Credit (CLW DST 001285392203)		467.11		161,586.55 DR
17/11/2022	Direct Credit (BOQ FNL DIV 001285492019)		1,213.20		162,799.75 DR
17/11/2022	PARS Fee 1Oct2022 to 31Dec2022			2,683.98	160,115.77 DR
07/12/2022	Direct Credit (MCP WHOLESale IN cm-151040)		1,879.35		161,995.12 DR
08/12/2022	Direct Credit (MCP INCOME OPP T cm-154068)		170.62		162,165.74 DR
13/12/2022	Direct Credit (MQG ITM DIV 001285912738)		3,543.00		165,708.74 DR
14/12/2022	Super Audits, BSB 015-056, a/c 387392386 (St Heaps)			385.00	165,323.74 DR
15/12/2022	Direct Credit (ANZ DIVIDEND A074/00584617)		1,164.76		166,488.50 DR
20/12/2022	Direct Credit (NABPE DEC PE232/00802500)		670.34		167,158.84 DR
20/12/2022	Roach & Bruce Consulting Pty Ltd, BSB 032-024, a/c			2,750.00	164,408.84 DR
22/12/2022	Direct Credit (ATO ATO004000017318111)		61,714.20		226,123.04 DR
31/12/2022	Interest		903.94		227,026.98 DR
05/01/2023	Direct Credit (IVV PAYMENT JAN23/00804818)		284.04		227,311.02 DR
05/01/2023	Direct Credit (QUBE INTEREST JAN23/00800779)		238.04		227,549.06 DR

St Heaps Family Super Fund
General Ledger Account Movement
For the period from 1 July 2022 to 30 June 2023

Date	Description	Quantity	Debits	Credits	Balance
Assets					
Cash At Bank - Cash at Bank - Ord Minnett					
09/01/2023	Direct Credit (MCP WHOLESale IN cm-238120)		2,023.68		229,572.74 DR
10/01/2023	Direct Credit (MCP INCOME OPP T cm-248533)		202.94		229,775.68 DR
18/01/2023	Direct Credit (NDQ DST 001288485405)		66.09		229,841.77 DR
07/02/2023	Direct Credit (MCP WHOLESale IN cm-326825)		2,102.06		231,943.83 DR
08/02/2023	Direct Credit (MCP INCOME OPP T cm-349143)		209.40		232,153.23 DR
13/02/2023	Direct Credit (TCL DISTRIBUTION AUI23/00834414)		1,286.58		233,439.81 DR
14/02/2023	Direct Credit (CLW DST 001289341626)		467.11		233,906.92 DR
16/02/2023	PARS Fee 1Jan2023 to 31Mar2023			2,939.77	230,967.15 DR
03/03/2023	Direct Credit (HPI DST 001289782090)		1,454.43		232,421.58 DR
07/03/2023	Direct Credit (MCP WHOLESale IN cm-413673)		1,905.75		234,327.33 DR
08/03/2023	Direct Credit (MCP INCOME OPP T cm-432629)		179.67		234,507.00 DR
20/03/2023	Direct Credit (EDV DIV 001290784628)		325.61		234,832.61 DR
20/03/2023	Direct Credit (NABPE MAR PE233/00802495)		706.65		235,539.26 DR
22/03/2023	Direct Credit (SONIC HEALTHCARE INT23/00824680)		947.10		236,486.36 DR
29/03/2023	Direct Credit (ASX ITM DIV 001294687087)		766.92		237,253.28 DR
30/03/2023	Direct Credit (BHP GROUP DIV AI387/00328691)		11,916.82		249,170.10 DR
30/03/2023	Direct Credit (CBA DIV 001291238164)		2,467.50		251,637.60 DR
31/03/2023	Interest		1,549.69		253,187.29 DR
05/04/2023	Direct Credit (CSL LTD DIVIDEND 23AUD/00869556)		340.51		253,527.80 DR
05/04/2023	Direct Credit (QUBE INTEREST APR23/00800762)		248.08		253,775.88 DR
05/04/2023	Direct Credit (WOODSIDE FIN22/00807613)		3,401.80		257,177.68 DR
11/04/2023	Direct Credit (MCP WHOLESale IN cm-508084)		2,122.66		259,300.34 DR
12/04/2023	Direct Credit (MCP INCOME OPP T cm-522525)		193.89		259,494.23 DR
13/04/2023	Direct Credit (WOW DIV 001294236431)		782.92		260,277.15 DR
17/04/2023	Direct Credit (IVV PAYMENT APR23/00804799)		319.91		260,597.06 DR
18/04/2023	Direct Credit (HUB ITM DIV 001295055154)		240.10		260,837.16 DR
28/04/2023	Transferred to A/C 148927 - WITHDRAWAL			100,000.00	160,837.16 DR
01/05/2023	Transferred to A/C 148927 - BUY 4215 STO			30,005.13	130,832.03 DR
05/05/2023	Direct Credit (SEVEN GROUP S00023242567)		397.21		131,229.24 DR
08/05/2023	Direct Credit (MCP INCOME OPP T cm-613880)		175.79		131,405.03 DR
08/05/2023	Direct Credit (MCP WHOLESale IN cm-606371)		2,048.71		133,453.74 DR
08/05/2023	Transfer to account 1298594 - Mrs Barbara Jean St			80,724.00	52,729.74 DR
15/05/2023	Direct Credit (CLW DST 001295693810)		467.11		53,196.85 DR
17/05/2023	Direct Debit (ORD MINNETT LTD ORDS000852ANZ FRN)			100,000.00	46,803.15 CR
17/05/2023	Transferred from A/C 148927 - SELL 12926 MOT		26,341.54		20,461.61 CR
17/05/2023	Transferred from A/C 148927 - SELL 140 QUBHA		14,113.90		6,347.71 CR
17/05/2023	Transferred from A/C 148927 - SELL 200 NABPE		20,192.50		13,844.79 DR
22/05/2023	PARS Fee 1Apr2023 to 30Jun2023			3,060.27	10,784.52 DR
01/06/2023	Direct Credit (BOQ ITM DIV 001295955563)		1,011.00		11,795.52 DR
07/06/2023	Direct Credit (MCP WHOLESale IN cm-721692)		2,211.97		14,007.49 DR
20/06/2023	Direct Credit (NABPE JUN PE234/00802428)		489.79		14,497.28 DR
30/06/2023	Interest		784.65		15,281.93 DR
30/06/2023	Closing Balance				15,281.93 DR

Other Assets - Unsettled Trades

Acquisitions - Cash and Cash Equivalents

ME Bank TD Mat 25.10.2023

01/07/2022	Opening Balance				0.00
28/04/2023	Paid - Transferred to A/C 148927 - WITHDRAWAL - New ME t		100,000.00		100,000.00 DR
28/04/2023	Transferred to A/C 148927 - WITHDRAWAL - New ME Bk TD i			100,000.00	0.00 CR
30/06/2023	Closing Balance				0.00

Acquisitions - Other Fixed Interest Securities

ANZ Wholesale Subordinated Notes 8

St Heaps Family Super Fund
General Ledger Account Movement
For the period from 1 July 2022 to 30 June 2023

Date	Description	Quantity	Debits	Credits	Balance
Assets					
01/07/2022	Opening Balance				0.00
17/05/2023	Direct Debit (ORD MINNETT LTD ORDS000852ANZ FRN)			100,000.00	100,000.00 CR
17/05/2023	Direct Debit (ORD MINNETT LTD ORDS000852ANZ FRN)		100,000.00		0.00 CR
30/06/2023	Closing Balance				0.00
Acquisitions - Shares in Listed Companies					
Australia And New Zealand Banking Group Limited					
01/07/2022	Opening Balance				0.00
12/08/2022	ANZR to ANZ; 1:15 ACCELERATED - PAITREO OF ORD SH/		1,871.10		1,871.10 DR
25/08/2022	ANZR to ANZ; 1:15 ACCELERATED - PAITREO OF ORD SH/			1,871.10	0.00 CR
30/06/2023	Closing Balance				0.00
Mcmillan Shakespeare Limited					
01/07/2022	Opening Balance				0.00
02/09/2022	Purchase of 207 of MMS @ \$14.400193			3,046.84	3,046.84 CR
06/09/2022	Purchase of 207 of MMS @ \$14.400193		3,046.84		0.00 CR
30/06/2023	Closing Balance				0.00
Santos Limited					
01/07/2022	Opening Balance				0.00
27/04/2023	Purchase of 4215 of STO @ \$7.079715			30,005.13	30,005.13 CR
01/05/2023	Purchase of 4215 of STO @ \$7.079715		30,005.13		0.00 CR
30/06/2023	Closing Balance				0.00
Disposals - Other Fixed Interest Securities					
Qube Holdings Limited - Hybrid 3-Bbsw+3.90% 05-10-23 Sub Cum					
01/07/2022	Opening Balance				0.00
15/05/2023	Sale of 140 units of QUBHA @ \$101.01		14,113.90		14,113.90 DR
17/05/2023	Sale of 140 units of QUBHA @ \$101.01			14,113.90	0.00 CR
30/06/2023	Closing Balance				0.00
Disposals - Shares in Listed Companies					
Mcmillan Shakespeare Limited					
01/07/2022	Opening Balance				0.00
24/10/2022	Buyback of MMS @\$11.66		204.93		204.93 DR
01/11/2022	Buyback of MMS @\$11.66			204.93	0.00 CR
30/06/2023	Closing Balance				0.00
National Australia Bank Limited - Capital Notes Deferred Settlement					
01/07/2022	Opening Balance				0.00
15/05/2023	Sale of 200 units of NABPE @ \$101.10		20,192.50		20,192.50 DR
17/05/2023	Sale of 200 units of NABPE @ \$101.10			20,192.50	0.00 CR
30/06/2023	Closing Balance				0.00
Disposals - Units In Listed Unit Trusts					
Betashares ASIA Technology Tigers ETF - Exchange Traded Fund Units Fully Paid					
01/07/2022	Opening Balance				0.00
21/09/2022	Sale of 5510 units of ASIA @ \$6.61		36,220.78		36,220.78 DR
26/09/2022	Sale of 5510 units of ASIA @ \$6.61			36,220.78	0.00 CR
30/06/2023	Closing Balance				0.00
Mcp Income Opportunities Trust - Ordinary Units Fully Paid					
01/07/2022	Opening Balance				0.00
15/05/2023	Sale of 12926 units of MOT @ \$2.04		26,341.54		26,341.54 DR
17/05/2023	Sale of 12926 units of MOT @ \$2.04			26,341.54	0.00 CR
30/06/2023	Closing Balance				0.00

St Heaps Family Super Fund
General Ledger Account Movement
For the period from 1 July 2022 to 30 June 2023

Date	Description	Quantity	Debits	Credits	Balance
Assets					
Other Assets - Receivables					
Investment Income Receivable - Distributions - Shares in Listed Companies					
National Australia Bank Limited - Capital Notes Deferred Settlement					
01/07/2022	Opening Balance				0.00
20/09/2022	NABPE Interest Payment			539.17	539.17 CR
20/09/2022	NABPE Interest Payment		539.17		0.00 CR
09/12/2022	NABPE AUD UNFRANKED, NIL CFI		670.34		670.34 DR
20/12/2022	NABPE AUD UNFRANKED, NIL CFI			670.34	0.00 CR
09/03/2023	NABPE AUD UNFRANKED, NIL CFI		706.65		706.65 DR
20/03/2023	NABPE AUD UNFRANKED, NIL CFI			706.65	0.00 CR
08/06/2023	NABPE AUD UNFRANKED, NIL CFI		489.79		489.79 DR
20/06/2023	NABPE AUD UNFRANKED, NIL CFI			489.79	0.00 CR
30/06/2023	Closing Balance				0.00
Investment Income Receivable - Distributions - Stapled Securities					
Charter Hall Long Wale REIT - Fully Paid Units Stapled Securities					
01/07/2022	Opening Balance				509.14 DR
12/08/2022	CLW AUD DRP SUSP			509.14	0.00 CR
29/09/2022	CLW AUD DRP SUSP		467.11		467.11 DR
11/11/2022	CLW AUD DRP SUSP			467.11	0.00 CR
29/12/2022	CLW AUD DRP SUSP		467.11		467.11 DR
14/02/2023	CLW AUD DRP SUSP			467.11	0.00 CR
30/03/2023	CLW AUD DRP SUSP		467.11		467.11 DR
15/05/2023	CLW AUD DRP SUSP			467.11	0.00 CR
29/06/2023	CLW AUD DRP SUSP		467.11		467.11 DR
30/06/2023	Closing Balance				467.11 DR
Hotel Property Investments - Stapled Security Fully Paid					
01/07/2022	Opening Balance				1,628.33 DR
02/09/2022	HPI AUD DRP 1% DISC			1,628.33	0.00 CR
29/12/2022	HPI AUD DRP SUSP		1,454.43		1,454.43 DR
03/03/2023	HPI AUD DRP SUSP			1,454.43	0.00 CR
29/06/2023	HPI AUD DRP 2% DISC		1,486.05		1,486.05 DR
30/06/2023	Closing Balance				1,486.05 DR
Transurban Group - Ordinary Shares/Units Fully Paid Triple Stapled					
01/07/2022	Opening Balance				1,165.20 DR
23/08/2022	TCL AUD 0.02170156 FRANKED, 30% CTR, DRP NIL DISC			1,165.20	0.00 CR
29/12/2022	TCL AUD DRP NIL DISC		1,286.58		1,286.58 DR
13/02/2023	TCL AUD DRP NIL DISC			1,286.58	0.00 CR
29/06/2023	TCL AUD 0.0111946 FRANKED, 30% CTR, DRP NIL DISC		1,480.78		1,480.78 DR
30/06/2023	Closing Balance				1,480.78 DR
Investment Income Receivable - Distributions - Units In Listed Unit Trusts					
Betashares ASIA Technology Tigers ETF - Exchange Traded Fund Units Fully Paid					
01/07/2022	Opening Balance				438.38 DR
18/07/2022	ASIA AUD DRP			438.38	0.00 CR
30/06/2023	Closing Balance				0.00
Betashares Nasdaq 100 ETF - Exchange Traded Fund Units Fully Paid					
01/07/2022	Opening Balance				1,792.57 DR
18/07/2022	NDQ AUD DRP			1,792.57	0.00 CR
03/01/2023	NDQ AUD DRP		66.09		66.09 DR
18/01/2023	NDQ AUD DRP			66.09	0.00 CR
30/06/2023	NDQ AUD DRP		1,667.12		1,667.12 DR
30/06/2023	Closing Balance				1,667.12 DR

St Heaps Family Super Fund
General Ledger Account Movement
For the period from 1 July 2022 to 30 June 2023

Date	Description	Quantity	Debits	Credits	Balance
Assets					
Ishares S&P 500 ETF - Exchange Traded Fund Units Fully Paid					
01/07/2022	Opening Balance				312.64 DR
13/07/2022	IVV AUD DRP			312.64	0.00 CR
03/10/2022	IVV AUD DRP		362.02		362.02 DR
13/10/2022	IVV AUD DRP			362.02	0.00 CR
21/12/2022	IVV AUD DRP		284.04		284.04 DR
05/01/2023	IVV AUD DRP			284.04	0.00 CR
03/04/2023	IVV AUD DRP		319.91		319.91 DR
17/04/2023	IVV AUD DRP			319.91	0.00 CR
30/06/2023	IVV AUD DRP		425.71		425.71 DR
30/06/2023	Closing Balance				425.71 DR
Mcp Income Opportunities Trust - Ordinary Units Fully Paid					
01/07/2022	Opening Balance				151.23 DR
08/07/2022	MOT AUD DRP NIL DISC			151.23	0.00 CR
29/07/2022	MOT AUD DRP NIL DISC		126.67		126.67 DR
08/08/2022	MOT AUD DRP NIL DISC			126.67	0.00 CR
31/08/2022	MOT AUD DRP NIL DISC		165.45		165.45 DR
08/09/2022	MOT AUD DRP NIL DISC			165.45	0.00 CR
03/10/2022	MOT AUD DRP NIL DISC		161.58		161.58 DR
11/10/2022	MOT AUD DRP NIL DISC			161.58	0.00 CR
31/10/2022	MOT AUD DRP NIL DISC		182.26		182.26 DR
08/11/2022	MOT AUD DRP NIL DISC			182.26	0.00 CR
30/11/2022	MOT AUD DRP NIL DISC		170.62		170.62 DR
08/12/2022	MOT AUD DRP NIL DISC			170.62	0.00 CR
30/12/2022	MOT AUD DRP NIL DISC		202.94		202.94 DR
10/01/2023	MOT AUD DRP NIL DISC			202.94	0.00 CR
31/01/2023	MOT AUD DRP NIL DISC		209.40		209.40 DR
08/02/2023	MOT AUD DRP NIL DISC			209.40	0.00 CR
28/02/2023	MOT AUD DRP NIL DISC		179.67		179.67 DR
08/03/2023	MOT AUD DRP NIL DISC			179.67	0.00 CR
31/03/2023	MOT AUD DRP NIL DISC		193.89		193.89 DR
12/04/2023	MOT AUD DRP NIL DISC			193.89	0.00 CR
28/04/2023	MOT AUD DRP NIL DISC		175.79		175.79 DR
08/05/2023	MOT AUD DRP NIL DISC			175.79	0.00 CR
30/06/2023	Closing Balance				0.00
Metrics Credit Partners Wholesale Investment Trust					
01/07/2022	Opening Balance				1,351.03 DR
07/07/2022	Direct Credit (MCP WHOLESale IN Ref: 2589209)			1,351.03	0.00 CR
05/08/2022	Direct Credit (MCP WHOLESale IN Ref: 2671480)			1,314.20	1,314.20 CR
05/08/2022	Direct Credit (MCP WHOLESale IN Ref: 2671480)		1,314.20		0.00 CR
07/09/2022	Direct Credit (MCP WHOLESale IN Ref: 2750749)			1,650.00	1,650.00 CR
07/09/2022	Direct Credit (MCP WHOLESale IN Ref: 2750749)		1,650.00		0.00 CR
10/10/2022	Direct Credit (MCP WHOLESale IN cm-17171)			1,561.11	1,561.11 CR
10/10/2022	Direct Credit (MCP WHOLESale IN cm-17171)		1,561.11		0.00 CR
07/11/2022	Direct Credit (MCP WHOLESale IN cm-82446)			1,873.75	1,873.75 CR
07/11/2022	Direct Credit (MCP WHOLESale IN cm-82446)		1,873.75		0.00 CR
07/12/2022	Direct Credit (MCP WHOLESale IN cm-151040)			1,879.35	1,879.35 CR
07/12/2022	Direct Credit (MCP WHOLESale IN cm-151040)		1,879.35		0.00 CR
09/01/2023	Direct Credit (MCP WHOLESale IN cm-238120)			2,023.68	2,023.68 CR
09/01/2023	Direct Credit (MCP WHOLESale IN cm-238120)		2,023.68		0.00 CR
07/02/2023	Direct Credit (MCP WHOLESale IN cm-326825)			2,102.06	2,102.06 CR
07/02/2023	Direct Credit (MCP WHOLESale IN cm-326825)		2,102.06		0.00 CR
07/03/2023	Direct Credit (MCP WHOLESale IN cm-413673)			1,905.75	1,905.75 CR
07/03/2023	Direct Credit (MCP WHOLESale IN cm-413673)		1,905.75		0.00 CR
11/04/2023	Direct Credit (MCP WHOLESale IN cm-508084)			2,122.66	2,122.66 CR
11/04/2023	Direct Credit (MCP WHOLESale IN cm-508084)		2,122.66		0.00 CR
08/05/2023	Direct Credit (MCP WHOLESale IN cm-606371)			2,048.71	2,048.71 CR
08/05/2023	Direct Credit (MCP WHOLESale IN cm-606371)		2,048.71		0.00 CR

St Heaps Family Super Fund
General Ledger Account Movement
For the period from 1 July 2022 to 30 June 2023

Date	Description	Quantity	Debits	Credits	Balance
Assets					
07/06/2023	Direct Credit (MCP WHOLESale IN cm-721692)			2,211.97	2,211.97 CR
07/06/2023	Direct Credit (MCP WHOLESale IN cm-721692)		2,211.97		0.00 CR
30/06/2023	Direct Credit (MCP WHOLESale IN cm-819141)		2,214.88		2,214.88 DR
30/06/2023	Closing Balance				2,214.88 DR
Investment Income Receivable - Dividends - Shares in Listed Companies					
ASX Limited					
01/07/2022	Opening Balance				0.00
28/09/2022	ASX AUD 1.2 FRANKED, 30% CTR, DRP SUSP			792.00	792.00 CR
28/09/2022	ASX AUD 1.2 FRANKED, 30% CTR, DRP SUSP		792.00		0.00 CR
29/03/2023	ASX AUD 1.162 FRANKED, 30% CTR, DRP SUSP			766.92	766.92 CR
29/03/2023	ASX AUD 1.162 FRANKED, 30% CTR, DRP SUSP		766.92		0.00 CR
30/06/2023	Closing Balance				0.00
Australia And New Zealand Banking Group Limited					
01/07/2022	Opening Balance				0.00
01/07/2022	ANZ AUD 0.72 FRANKED, 30% CTR, DRP NIL DISC, BSP			1,062.00	1,062.00 CR
01/07/2022	ANZ AUD 0.72 FRANKED, 30% CTR, DRP NIL DISC, BSP		1,062.00		0.00 CR
15/12/2022	ANZ AUD 0.74 FRANKED, 30% CTR, DRP NIL DISC, BSP			1,164.76	1,164.76 CR
15/12/2022	ANZ AUD 0.74 FRANKED, 30% CTR, DRP NIL DISC, BSP		1,164.76		0.00 CR
30/06/2023	Closing Balance				0.00
Bank Of Queensland Limited.					
01/07/2022	Opening Balance				0.00
17/11/2022	BOQ AUD 0.24 FRANKED, 30% CTR, DRP 1.5% DISC			1,213.20	1,213.20 CR
17/11/2022	BOQ AUD 0.24 FRANKED, 30% CTR, DRP 1.5% DISC		1,213.20		0.00 CR
01/06/2023	BOQ AUD 0.2 FRANKED, 30% CTR, DRP 1.5% DISC			1,011.00	1,011.00 CR
01/06/2023	BOQ AUD 0.2 FRANKED, 30% CTR, DRP 1.5% DISC		1,011.00		0.00 CR
30/06/2023	Closing Balance				0.00
BHP Group Limited					
01/07/2022	Opening Balance				0.00
22/09/2022	BHP USD 1.75, 1.75 FRANKED, 30% CTR, DRP NIL DISC		22,300.52		22,300.52 DR
23/09/2022	BHP USD 1.75, 1.75 FRANKED, 30% CTR, DRP NIL DISC			22,300.52	0.00 CR
30/03/2023	BHP USD 0.9, 0.9 FRANKED, 30% CTR, DRP NIL DISC			11,916.82	11,916.82 CR
30/03/2023	BHP USD 0.9, 0.9 FRANKED, 30% CTR, DRP NIL DISC		11,916.82		0.00 CR
30/06/2023	Closing Balance				0.00
Commonwealth Bank Of Australia.					
01/07/2022	Opening Balance				0.00
29/09/2022	CBA AUD 2.1 FRANKED, 30% CTR, DRP NIL DISC			2,467.50	2,467.50 CR
29/09/2022	CBA AUD 2.1 FRANKED, 30% CTR, DRP NIL DISC		2,467.50		0.00 CR
30/03/2023	CBA AUD 2.1 FRANKED, 30% CTR, DRP NIL DISC			2,467.50	2,467.50 CR
30/03/2023	CBA AUD 2.1 FRANKED, 30% CTR, DRP NIL DISC		2,467.50		0.00 CR
30/06/2023	Closing Balance				0.00
CSL Limited					
01/07/2022	Opening Balance				0.00
05/10/2022	CSL USD 1.18, 0.118 FRANKED, 30% CTR, 1.062 CFI, DRP :			369.24	369.24 CR
05/10/2022	CSL USD 1.18, 0.118 FRANKED, 30% CTR, 1.062 CFI, DRP :		369.24		0.00 CR
05/04/2023	CSL USD 1.07, UNFRANKED, 1.07 CFI, DRP SUSP			340.51	340.51 CR
05/04/2023	CSL USD 1.07, UNFRANKED, 1.07 CFI, DRP SUSP		340.51		0.00 CR
30/06/2023	Closing Balance				0.00
Endeavour Group Limited - Ordinary Fully Paid Deferred Settlement					
01/07/2022	Opening Balance				0.00
16/09/2022	EDV AUD 0.077 FRANKED, 30% CTR			175.33	175.33 CR
16/09/2022	EDV AUD 0.077 FRANKED, 30% CTR		175.33		0.00 CR
20/03/2023	EDV AUD 0.143 FRANKED, 30% CTR			325.61	325.61 CR
20/03/2023	EDV AUD 0.143 FRANKED, 30% CTR		325.61		0.00 CR
30/06/2023	Closing Balance				0.00

St Heaps Family Super Fund
General Ledger Account Movement
For the period from 1 July 2022 to 30 June 2023

Date	Description	Quantity	Debits	Credits	Balance
Assets					
Hub24 Limited					
01/07/2022	Opening Balance				0.00
14/10/2022	HUB AUD 0.125 FRANKED, 30% CTR			214.38	214.38 CR
14/10/2022	HUB AUD 0.125 FRANKED, 30% CTR		214.38		0.00 CR
18/04/2023	HUB AUD 0.14 FRANKED, 30% CTR			240.10	240.10 CR
18/04/2023	HUB AUD 0.14 FRANKED, 30% CTR		240.10		0.00 CR
30/06/2023	Closing Balance				0.00
Macquarie Group Limited					
01/07/2022	Opening Balance				0.00
04/07/2022	MQG AUD 1.4 FRANKED, 30% CTR, 2.1 CFI, DRP 1.5% DIS			4,133.50	4,133.50 CR
04/07/2022	MQG AUD 1.4 FRANKED, 30% CTR, 2.1 CFI, DRP 1.5% DIS		4,133.50		0.00 CR
13/12/2022	MQG AUD 1.2 FRANKED, 30% CTR, 1.8 CFI, DRP NIL DISC			3,543.00	3,543.00 CR
13/12/2022	MQG AUD 1.2 FRANKED, 30% CTR, 1.8 CFI, DRP NIL DISC		3,543.00		0.00 CR
30/06/2023	Closing Balance				0.00
Mcmillan Shakespeare Limited					
01/07/2022	Opening Balance				0.00
24/10/2022	Buyback of MMS @\$11.66		2,208.69		2,208.69 DR
01/11/2022	Buyback of MMS @\$11.66			2,208.69	0.00 CR
30/06/2023	Closing Balance				0.00
Seven Group Holdings Limited					
01/07/2022	Opening Balance				0.00
28/10/2022	SVW AUD 0.23 FRANKED, 30% CTR			397.21	397.21 CR
28/10/2022	SVW AUD 0.23 FRANKED, 30% CTR		397.21		0.00 CR
05/05/2023	SVW AUD 0.23 FRANKED, 30% CTR			397.21	397.21 CR
05/05/2023	SVW AUD 0.23 FRANKED, 30% CTR		397.21		0.00 CR
30/06/2023	Closing Balance				0.00
Sonic Healthcare Limited					
01/07/2022	Opening Balance				0.00
21/09/2022	SHL AUD 0.6 FRANKED, 30% CTR, DRP SUSP			1,353.00	1,353.00 CR
21/09/2022	SHL AUD 0.6 FRANKED, 30% CTR, DRP SUSP		1,353.00		0.00 CR
22/03/2023	SHL AUD 0.42 FRANKED, 30% CTR, DRP SUSP			947.10	947.10 CR
22/03/2023	SHL AUD 0.42 FRANKED, 30% CTR, DRP SUSP		947.10		0.00 CR
30/06/2023	Closing Balance				0.00
Woodside Energy Group Ltd					
01/07/2022	Opening Balance				0.00
06/10/2022	WDS USD 1.09, 1.09 FRANKED, 30% CTR, DRP NIL DISC			2,525.66	2,525.66 CR
06/10/2022	WDS USD 1.09, 1.09 FRANKED, 30% CTR, DRP NIL DISC		2,525.66		0.00 CR
05/04/2023	WDS USD 1.44, 1.44 FRANKED, 30% CTR, DRP SUSP			3,401.80	3,401.80 CR
05/04/2023	WDS USD 1.44, 1.44 FRANKED, 30% CTR, DRP SUSP		3,401.80		0.00 CR
30/06/2023	Closing Balance				0.00
Woolworths Limited					
01/07/2022	Opening Balance				0.00
27/09/2022	WOW AUD 0.53 FRANKED, 30% CTR, DRP NIL DISC			902.06	902.06 CR
27/09/2022	WOW AUD 0.53 FRANKED, 30% CTR, DRP NIL DISC		902.06		0.00 CR
13/04/2023	WOW AUD 0.46 FRANKED, 30% CTR, DRP NIL DISC			782.92	782.92 CR
13/04/2023	WOW AUD 0.46 FRANKED, 30% CTR, DRP NIL DISC		782.92		0.00 CR
30/06/2023	Closing Balance				0.00
Investment Income Receivable - Dividends - Stapled Securities					
Transurban Group - Ordinary Shares/Units Fully Paid Triple Stapled					
01/07/2022	Opening Balance				0.00
23/08/2022	TCL AUD 0.02170156 FRANKED, 30% CTR			97.10	97.10 CR
23/08/2022	TCL AUD 0.02170156 FRANKED, 30% CTR		97.10		0.00 CR
30/06/2023	Closing Balance				0.00

St Heaps Family Super Fund
General Ledger Account Movement
For the period from 1 July 2022 to 30 June 2023

Date	Description	Quantity	Debits	Credits	Balance
Assets					
James Hardie Industries PLC - Chess Depositary Interests 1:1					
01/07/2022	Opening Balance				0.00
29/07/2022	JHX USD 0.3, 25% WHT			352.80	352.80 CR
29/07/2022	JHX USD 0.3, 25% WHT		352.80		0.00 CR
30/06/2023	Closing Balance				0.00
Investment Income Receivable - Interest - Cash At Bank					
Cash at Bank - Ord Minnett					
01/07/2022	Opening Balance				0.00
30/09/2022	Interest			221.71	221.71 CR
30/09/2022	Interest		221.71		0.00 CR
31/12/2022	Interest			903.94	903.94 CR
31/12/2022	Interest		903.94		0.00 CR
31/03/2023	Interest			1,549.69	1,549.69 CR
31/03/2023	Interest		1,549.69		0.00 CR
30/06/2023	Interest			784.65	784.65 CR
30/06/2023	Interest		784.65		0.00 CR
30/06/2023	Closing Balance				0.00
Investment Income Receivable - Interest - Other Fixed Interest Securities					
Qube Holdings Limited - Hybrid 3-Bbsw+3.90% 05-10-23 Sub Cum					
01/07/2022	Opening Balance				0.00
05/07/2022	QUBHA Interest Payment			144.45	144.45 CR
05/07/2022	QUBHA Interest Payment		144.45		0.00 CR
05/10/2022	QUBHA Interest Payment			203.39	203.39 CR
05/10/2022	QUBHA Interest Payment		203.39		0.00 CR
05/01/2023	QUBHA Interest Payment			238.04	238.04 CR
05/01/2023	QUBHA Interest Payment		238.04		0.00 CR
05/04/2023	QUBHA Interest Payment			248.08	248.08 CR
05/04/2023	QUBHA Interest Payment		248.08		0.00 CR
30/06/2023	Closing Balance				0.00
Other Assets - Current Tax Assets					
Income Tax Payable					
01/07/2022	Opening Balance				0.00
01/07/2022	Fund Tax Finalisation		61,973.20		61,973.20 DR
22/12/2022	Direct Credit (ATO ATO004000017318111) - 2022 refund			61,973.20	0.00 CR
30/06/2023	Closing Balance				0.00
Provision for Income Tax					
01/07/2022	Opening Balance				3,923.85 CR
01/07/2022	Fund Tax Finalisation		3,923.85		0.00 CR
30/06/2023	Tax Effect Of Income			1,987.95	1,987.95 CR
30/06/2023	Closing Balance				1,987.95 CR
Franking Credits - Shares in Listed Companies					
ASX Limited					
01/07/2022	Opening Balance				643.79 DR
01/07/2022	Fund Tax Finalisation			643.79	0.00 CR
28/09/2022	ASX AUD 1.2 FRANKED, 30% CTR, DRP SUSP		339.43		339.43 DR
29/03/2023	ASX AUD 1.162 FRANKED, 30% CTR, DRP SUSP		328.68		668.11 DR
30/06/2023	Closing Balance				668.11 DR
Australia And New Zealand Banking Group Limited					
01/07/2022	Opening Balance				832.50 DR
01/07/2022	ANZ AUD 0.72 FRANKED, 30% CTR, DRP NIL DISC, BSP		455.14		1,287.64 DR
01/07/2022	Fund Tax Finalisation			832.50	455.14 DR
15/12/2022	ANZ AUD 0.74 FRANKED, 30% CTR, DRP NIL DISC, BSP		499.18		954.32 DR
30/06/2023	Closing Balance				954.32 DR

St Heaps Family Super Fund
General Ledger Account Movement
For the period from 1 July 2022 to 30 June 2023

Date	Description	Quantity	Debits	Credits	Balance
Assets					
Bank Of Queensland Limited.					
01/07/2022	Opening Balance				476.61 DR
01/07/2022	Fund Tax Finalisation			476.61	0.00 CR
17/11/2022	BOQ AUD 0.24 FRANKED, 30% CTR, DRP 1.5% DISC		519.94		519.94 DR
01/06/2023	BOQ AUD 0.2 FRANKED, 30% CTR, DRP 1.5% DISC		433.29		953.23 DR
30/06/2023	Closing Balance				953.23 DR
BHP Group Limited					
01/07/2022	Opening Balance				29,471.21 DR
01/07/2022	Fund Tax Finalisation			29,471.21	0.00 CR
22/09/2022	BHP USD 1.75, 1.75 FRANKED, 30% CTR, DRP NIL DISC		9,557.37		9,557.37 DR
30/03/2023	BHP USD 0.9, 0.9 FRANKED, 30% CTR, DRP NIL DISC		5,107.21		14,664.58 DR
30/06/2023	Closing Balance				14,664.58 DR
Commonwealth Bank Of Australia.					
01/07/2022	Opening Balance				13,857.88 DR
01/07/2022	Fund Tax Finalisation			13,857.88	0.00 CR
29/09/2022	CBA AUD 2.1 FRANKED, 30% CTR, DRP NIL DISC		1,057.50		1,057.50 DR
30/03/2023	CBA AUD 2.1 FRANKED, 30% CTR, DRP NIL DISC		1,057.50		2,115.00 DR
30/06/2023	Closing Balance				2,115.00 DR
CSL Limited					
01/07/2022	Opening Balance				14.31 DR
01/07/2022	Fund Tax Finalisation			14.31	0.00 CR
05/10/2022	CSL USD 1.18, 0.118 FRANKED, 30% CTR, 1.062 CFI, DRP :		15.82		15.82 DR
30/06/2023	Closing Balance				15.82 DR
Endeavour Group Limited - Ordinary Fully Paid Deferred Settlement					
01/07/2022	Opening Balance				190.29 DR
01/07/2022	Fund Tax Finalisation			190.29	0.00 CR
16/09/2022	EDV AUD 0.077 FRANKED, 30% CTR		75.14		75.14 DR
20/03/2023	EDV AUD 0.143 FRANKED, 30% CTR		139.55		214.69 DR
30/06/2023	Closing Balance				214.69 DR
Hub24 Limited					
01/07/2022	Opening Balance				0.00
14/10/2022	HUB AUD 0.125 FRANKED, 30% CTR		91.88		91.88 DR
18/04/2023	HUB AUD 0.14 FRANKED, 30% CTR		102.90		194.78 DR
30/06/2023	Closing Balance				194.78 DR
Macquarie Group Limited					
01/07/2022	Opening Balance				808.15 DR
01/07/2022	Fund Tax Finalisation			808.15	0.00 CR
04/07/2022	MQG AUD 1.4 FRANKED, 30% CTR, 2.1 CFI, DRP 1.5% DISC		708.60		708.60 DR
13/12/2022	MQG AUD 1.2 FRANKED, 30% CTR, 1.8 CFI, DRP NIL DISC		607.37		1,315.97 DR
30/06/2023	Closing Balance				1,315.97 DR
Magellan Financial Group Limited					
01/07/2022	Opening Balance				445.60 DR
01/07/2022	Fund Tax Finalisation			445.60	0.00 CR
30/06/2023	Closing Balance				0.00
Mcmillan Shakespeare Limited					
01/07/2022	Opening Balance				0.00
24/10/2022	Buyback of MMS @\$11.66		946.58		946.58 DR
30/06/2023	Closing Balance				946.58 DR

St Heaps Family Super Fund
General Ledger Account Movement
For the period from 1 July 2022 to 30 June 2023

Date	Description	Quantity	Debits	Credits	Balance
Assets					
Rio Tinto Limited					
01/07/2022	Opening Balance				7,488.52 DR
01/07/2022	Fund Tax Finalisation			7,488.52	0.00 CR
30/06/2023	Closing Balance				0.00
Seven Group Holdings Limited					
01/07/2022	Opening Balance				340.46 DR
01/07/2022	Fund Tax Finalisation			340.46	0.00 CR
28/10/2022	SVW AUD 0.23 FRANKED, 30% CTR		170.23		170.23 DR
05/05/2023	SVW AUD 0.23 FRANKED, 30% CTR		170.23		340.46 DR
30/06/2023	Closing Balance				340.46 DR
Sonic Healthcare Limited					
01/07/2022	Opening Balance				732.07 DR
01/07/2022	Fund Tax Finalisation			732.07	0.00 CR
21/09/2022	SHL AUD 0.6 FRANKED, 30% CTR, DRP SUSP		579.86		579.86 DR
22/03/2023	SHL AUD 0.42 FRANKED, 30% CTR, DRP SUSP		405.90		985.76 DR
30/06/2023	Closing Balance				985.76 DR
Westpac Banking Corporation					
01/07/2022	Opening Balance				990.00 DR
01/07/2022	Fund Tax Finalisation			990.00	0.00 CR
30/06/2023	Closing Balance				0.00
Woodside Energy Group Ltd					
01/07/2022	Opening Balance				0.00
06/10/2022	WDS USD 1.09, 1.09 FRANKED, 30% CTR, DRP NIL DISC		1,082.43		1,082.43 DR
05/04/2023	WDS USD 1.44, 1.44 FRANKED, 30% CTR, DRP SUSP		1,457.91		2,540.34 DR
30/06/2023	Closing Balance				2,540.34 DR
Woolworths Limited					
01/07/2022	Opening Balance				8,251.02 DR
01/07/2022	Fund Tax Finalisation			8,251.02	0.00 CR
27/09/2022	WOW AUD 0.53 FRANKED, 30% CTR, DRP NIL DISC		386.60		386.60 DR
13/04/2023	WOW AUD 0.46 FRANKED, 30% CTR, DRP NIL DISC		335.54		722.14 DR
30/06/2023	Closing Balance				722.14 DR
Franking Credits - Stapled Securities					
Spark Infrastructure Group - Stapled \$0.65 Loan Note And Unit Us Prohibited					
01/07/2022	Opening Balance				1,249.61 DR
01/07/2022	Fund Tax Finalisation			1,249.61	0.00 CR
30/06/2023	Closing Balance				0.00
Transurban Group - Ordinary Shares/Units Fully Paid Triple Stapled					
01/07/2022	Opening Balance				24.35 DR
01/07/2022	Fund Tax Finalisation			24.35	0.00 CR
23/08/2022	TCL AUD 0.02170156 FRANKED, 30% CTR		41.61		41.61 DR
30/06/2023	Distribution - Tax Statement		2.49		44.10 DR
30/06/2023	Closing Balance				44.10 DR
Franking Credits - Units In Listed Unit Trusts					
Mcp Income Opportunities Trust - Ordinary Units Fully Paid					
01/07/2022	Opening Balance				36.47 DR
01/07/2022	Fund Tax Finalisation			36.47	0.00 CR
30/06/2023	Closing Balance				0.00

St Heaps Family Super Fund
General Ledger Account Movement
For the period from 1 July 2022 to 30 June 2023

Date	Description	Quantity	Debits	Credits	Balance
Assets					
Foreign Tax Credits - Shares in Listed Companies					
James Hardie Industries PLC - Chess Depository Interests 1:1					
01/07/2022	Opening Balance				0.00
29/07/2022	JHX USD 0.3, 25% WHT		117.60		117.60 DR
30/06/2023	Closing Balance				117.60 DR
Foreign Tax Credits - Units In Listed Unit Trusts					
Betashares ASIA Technology Tigers ETF - Exchange Traded Fund Units Fully Paid					
01/07/2022	Opening Balance				131.36 DR
01/07/2022	Fund Tax Finalisation			131.36	0.00 CR
30/06/2023	Closing Balance				0.00
Betashares Nasdaq 100 ETF - Exchange Traded Fund Units Fully Paid					
01/07/2022	Opening Balance				66.75 DR
01/07/2022	Fund Tax Finalisation			66.75	0.00 CR
30/06/2023	Distribution - Tax Statement		3.08		3.08 DR
30/06/2023	Distribution - Tax Statement		77.58		80.66 DR
30/06/2023	Closing Balance				80.66 DR
Ishares S&P 500 ETF - Exchange Traded Fund Units Fully Paid					
01/07/2022	Opening Balance				185.02 DR
01/07/2022	Fund Tax Finalisation			185.02	0.00 CR
30/06/2023	Distribution - Tax Statement		43.85		43.85 DR
30/06/2023	Distribution - Tax Statement		56.19		100.04 DR
30/06/2023	Distribution - Tax Statement		56.69		156.73 DR
30/06/2023	Distribution - Tax Statement		65.92		222.65 DR
30/06/2023	Closing Balance				222.65 DR
Excessive Foreign Tax Credit Writeoff					
01/07/2022	Opening Balance				338.92 CR
01/07/2022	Fund Tax Finalisation		338.92		0.00 CR
30/06/2023	Excessive foreign tax credit written off			372.00	372.00 CR
30/06/2023	Closing Balance				372.00 CR
Other Assets - Other Taxes Refundable					
Activity Statement Payable/Refundable					
01/07/2022	Opening Balance				1,315.00 DR
02/11/2022	Fund Activity Statement			1,315.00	0.00 CR
30/06/2023	Closing Balance				0.00
GST Payable/Refundable					
01/07/2022	Opening Balance				0.41 DR
17/08/2022	PARS Fee 01Jul2022 to 30Sep2022		183.54		183.95 DR
02/09/2022	Purchase of 207 of MMS @ \$14.400193		4.50		188.45 DR
21/09/2022	Sale of 5510 units of ASIA @ \$6.61		13.66		202.11 DR
31/10/2022	Verus Actuaries Pty Ltd, BSB 012-263, a/c 28618162		7.50		209.61 DR
17/11/2022	PARS Fee 1Oct2022 to 31Dec2022		183.00		392.61 DR
20/12/2022	Roach & Bruce Consulting Pty Ltd, BSB 032-024, a/c		168.75		561.36 DR
16/02/2023	PARS Fee 1Jan2023 to 31Mar2023		200.44		761.80 DR
27/04/2023	Purchase of 4215 of STO @ \$7.079715		11.19		772.99 DR
15/05/2023	Sale of 12926 units of MOT @ \$2.04		1.88		774.87 DR
15/05/2023	Sale of 140 units of QUBHA @ \$101.01		1.88		776.75 DR
15/05/2023	Sale of 200 units of NABPE @ \$101.10		1.88		778.63 DR
22/05/2023	PARS Fee 1Apr2023 to 30Jun2023		208.66		987.29 DR
30/06/2023	Closing Balance				987.29 DR

St Heaps Family Super Fund
General Ledger Account Movement
For the period from 1 July 2022 to 30 June 2023

Date	Description	Quantity	Debits	Credits	Balance
Liabilities					
Other Creditors and Accruals					
Accountancy Fee					
01/07/2022	Opening Balance				0.00
20/12/2022	Roach & Bruce Consulting Pty Ltd, BSB 032-024, a/c			275.00	275.00 CR
20/12/2022	Roach & Bruce Consulting Pty Ltd, BSB 032-024, a/c		275.00		0.00 CR
30/06/2023	Closing Balance				0.00
Actuarial Fee					
01/07/2022	Opening Balance				0.00
31/10/2022	Verus Actuaries Pty Ltd, BSB 012-263, a/c 28618162			110.00	110.00 CR
31/10/2022	Verus Actuaries Pty Ltd, BSB 012-263, a/c 28618162		110.00		0.00 CR
30/06/2023	Closing Balance				0.00
Auditor Fee					
01/07/2022	Opening Balance				0.00
14/12/2022	Super Audits, BSB 015-056, a/c 387392386 (St Heaps			385.00	385.00 CR
14/12/2022	Super Audits, BSB 015-056, a/c 387392386 (St Heaps		385.00		0.00 CR
30/06/2023	Closing Balance				0.00
Fund Administration Fee					
01/07/2022	Opening Balance				0.00
20/12/2022	Roach & Bruce Consulting Pty Ltd, BSB 032-024, a/c			2,475.00	2,475.00 CR
20/12/2022	Roach & Bruce Consulting Pty Ltd, BSB 032-024, a/c		2,475.00		0.00 CR
30/06/2023	Closing Balance				0.00
Investment Management Fee					
01/07/2022	Opening Balance				0.00
17/08/2022	PARS Fee 01Jul2022 to 30Sep2022			2,691.90	2,691.90 CR
17/08/2022	PARS Fee 01Jul2022 to 30Sep2022		2,691.90		0.00 CR
17/11/2022	PARS Fee 1Oct2022 to 31Dec2022			2,683.98	2,683.98 CR
17/11/2022	PARS Fee 1Oct2022 to 31Dec2022		2,683.98		0.00 CR
16/02/2023	PARS Fee 1Jan2023 to 31Mar2023			2,939.77	2,939.77 CR
16/02/2023	PARS Fee 1Jan2023 to 31Mar2023		2,939.77		0.00 CR
22/05/2023	PARS Fee 1Apr2023 to 30Jun2023			3,060.27	3,060.27 CR
22/05/2023	PARS Fee 1Apr2023 to 30Jun2023		3,060.27		0.00 CR
30/06/2023	Closing Balance				0.00
Regulatory Fees					
01/07/2022	Opening Balance				0.00
18/08/2022	ASIC OFFICIAL ADMINISTERED RECEIPTS ACCOUNT, BSI			59.00	59.00 CR
18/08/2022	ASIC OFFICIAL ADMINISTERED RECEIPTS ACCOUNT, BSI		59.00		0.00 CR
30/06/2023	Closing Balance				0.00
SMSF Supervisory Levy					
01/07/2022	Opening Balance				259.00 CR
22/12/2022	SMSF Supervisory Levy		259.00		0.00 CR
30/06/2023	SMSF Supervisory Levy 2023			259.00	259.00 CR
30/06/2023	Closing Balance				259.00 CR
Member Payments					
Pensions Paid - Mrs Barbara St Heaps					
New Pension Account 01.07.15					
01/07/2022	Opening Balance				0.00
08/05/2023	Pension Drawdown - Net			80,724.00	80,724.00 CR
08/05/2023	Pension Drawdown - Paid		80,724.00		0.00 CR
30/06/2023	Closing Balance				0.00

St Heaps Family Super Fund
General Ledger Account Movement
For the period from 1 July 2022 to 30 June 2023

Date	Description	Quantity	Debits	Credits	Balance
Liabilities					
Income Tax Suspense					
01/07/2022	Opening Balance				0.00
22/12/2022	Direct Credit (ATO ATO004000017318111) - 2022 refund			61,973.20	61,973.20 CR
22/12/2022	Direct Credit (ATO ATO004000017318111) - 2022 refund		61,973.20		0.00 CR
30/06/2023	Closing Balance				0.00
Fund Suspense					
Cash at Bank - Ord Minnett					
01/07/2022	Opening Balance				0.00
01/07/2022	Direct Credit (ANZ DIVIDEND A073/00585323)			1,062.00	1,062.00 CR
01/07/2022	Direct Credit (ANZ DIVIDEND A073/00585323)		1,062.00		0.00 CR
04/07/2022	Direct Credit (MQG FNL DIV 001277417711)			4,133.50	4,133.50 CR
04/07/2022	Direct Credit (MQG FNL DIV 001277417711)		4,133.50		0.00 CR
05/07/2022	Direct Credit (QUBE INTEREST JUL22/00800809)			144.45	144.45 CR
05/07/2022	Direct Credit (QUBE INTEREST JUL22/00800809)		144.45		0.00 CR
07/07/2022	Direct Credit (MCP WHOLESale IN Ref: 2589209)			1,351.03	1,351.03 CR
07/07/2022	Direct Credit (MCP WHOLESale IN Ref: 2589209)		1,351.03		0.00 CR
08/07/2022	Direct Credit (MCP INCOME OPP T Ref: 2594819)			151.23	151.23 CR
08/07/2022	Direct Credit (MCP INCOME OPP T Ref: 2594819)		151.23		0.00 CR
13/07/2022	Direct Credit (IVV PAYMENT JUL22/00805027)			312.64	312.64 CR
13/07/2022	Direct Credit (IVV PAYMENT JUL22/00805027)		312.64		0.00 CR
18/07/2022	Direct Credit (ASIA DST JUN 001279137599)			438.38	438.38 CR
18/07/2022	Direct Credit (ASIA DST JUN 001279137599)		438.38		0.00 CR
18/07/2022	Direct Credit (NDQ DST JUNE 001279574971)			1,792.57	1,792.57 CR
18/07/2022	Direct Credit (NDQ DST JUNE 001279574971)		1,792.57		0.00 CR
29/07/2022	Direct Credit (JAMES HARDIE IND JUL22/00808563)			352.80	352.80 CR
29/07/2022	Direct Credit (JAMES HARDIE IND JUL22/00808563)		352.80		0.00 CR
05/08/2022	Direct Credit (MCP WHOLESale IN Ref: 2671480)			1,314.20	1,314.20 CR
05/08/2022	Direct Credit (MCP WHOLESale IN Ref: 2671480)		1,314.20		0.00 CR
08/08/2022	Direct Credit (MCP INCOME OPP T Ref: 2704550)			126.67	126.67 CR
08/08/2022	Direct Credit (MCP INCOME OPP T Ref: 2704550)		126.67		0.00 CR
12/08/2022	Direct Credit (CLW DST 001279970509)			509.14	509.14 CR
12/08/2022	Direct Credit (CLW DST 001279970509)		509.14		0.00 CR
12/08/2022	Transferred to A/C 148927 - WITHDRAWAL			1,871.10	1,871.10 CR
12/08/2022	Transferred to A/C 148927 - WITHDRAWAL		1,871.10		0.00 CR
17/08/2022	PARS Fee 01Jul2022 to 30Sep2022			2,691.90	2,691.90 CR
17/08/2022	PARS Fee 01Jul2022 to 30Sep2022		2,691.90		0.00 CR
18/08/2022	ASIC OFFICIAL ADMINISTERED RECEIPTS ACCOUNT, BSI			59.00	59.00 CR
18/08/2022	ASIC OFFICIAL ADMINISTERED RECEIPTS ACCOUNT, BSI		59.00		0.00 CR
23/08/2022	Direct Credit (TCL DIV/DIST AUF22/00835017)			1,262.30	1,262.30 CR
23/08/2022	Direct Credit (TCL DIV/DIST AUF22/00835017)		97.10		1,165.20 CR
23/08/2022	Direct Credit (TCL DIV/DIST AUF22/00835017)		1,165.20		0.00 CR
02/09/2022	Direct Credit (HPI DST 001280378451)			1,628.33	1,628.33 CR
02/09/2022	Direct Credit (HPI DST 001280378451)		1,628.33		0.00 CR
06/09/2022	Transferred to A/C 148927 - BUY 207 MMS			3,046.84	3,046.84 CR
06/09/2022	Transferred to A/C 148927 - BUY 207 MMS		3,046.84		0.00 CR
07/09/2022	Direct Credit (MCP WHOLESale IN Ref: 2750749)			1,650.00	1,650.00 CR
07/09/2022	Direct Credit (MCP WHOLESale IN Ref: 2750749)		1,650.00		0.00 CR
08/09/2022	Direct Credit (MCP INCOME OPP T Ref: 2755190)			165.45	165.45 CR
08/09/2022	Direct Credit (MCP INCOME OPP T Ref: 2755190)		165.45		0.00 CR
16/09/2022	Direct Credit (EDV DIV 001282904148)			175.33	175.33 CR
16/09/2022	Direct Credit (EDV DIV 001282904148)		175.33		0.00 CR
20/09/2022	Direct Credit (NABPE SEP PE231/00802469)			539.17	539.17 CR
20/09/2022	Direct Credit (NABPE SEP PE231/00802469)		539.17		0.00 CR
21/09/2022	Direct Credit (SONIC HEALTHCARE FIN22/00824974)			1,353.00	1,353.00 CR
21/09/2022	Direct Credit (SONIC HEALTHCARE FIN22/00824974)		1,353.00		0.00 CR
23/09/2022	Direct Credit (BHP GROUP DIV AF386/00333929)			22,300.52	22,300.52 CR
23/09/2022	Direct Credit (BHP GROUP DIV AF386/00333929)		22,300.52		0.00 CR

St Heaps Family Super Fund
General Ledger Account Movement
For the period from 1 July 2022 to 30 June 2023

Date	Description	Quantity	Debits	Credits	Balance
Liabilities					
26/09/2022	Transferred from A/C 148927 - SELL 5510 ASIA			36,220.78	36,220.78 CR
26/09/2022	Transferred from A/C 148927 - SELL 5510 ASIA		36,220.78		0.00 CR
27/09/2022	Direct Credit (WOW FNL DIV 001283385011)			902.06	902.06 CR
27/09/2022	Direct Credit (WOW FNL DIV 001283385011)		902.06		0.00 CR
28/09/2022	Direct Credit (ASX FNL DIV 001284426738)			792.00	792.00 CR
28/09/2022	Direct Credit (ASX FNL DIV 001284426738)		792.00		0.00 CR
29/09/2022	Direct Credit (CBA FNL DIV 001280727271)			2,467.50	2,467.50 CR
29/09/2022	Direct Credit (CBA FNL DIV 001280727271)		2,467.50		0.00 CR
30/09/2022	Interest			221.71	221.71 CR
30/09/2022	Interest		221.71		0.00 CR
05/10/2022	Direct Credit (CSL LTD DIVIDEND AUF22/00971475)			369.24	369.24 CR
05/10/2022	Direct Credit (CSL LTD DIVIDEND AUF22/00971475)		369.24		0.00 CR
05/10/2022	Direct Credit (QUBE INTEREST OCT22/00800804)			203.39	203.39 CR
05/10/2022	Direct Credit (QUBE INTEREST OCT22/00800804)		203.39		0.00 CR
06/10/2022	Direct Credit (WOODSIDE INT22/00792754)			2,525.66	2,525.66 CR
06/10/2022	Direct Credit (WOODSIDE INT22/00792754)		2,525.66		0.00 CR
10/10/2022	Direct Credit (MCP WHOLESale IN cm-17171)			1,561.11	1,561.11 CR
10/10/2022	Direct Credit (MCP WHOLESale IN cm-17171)		1,561.11		0.00 CR
11/10/2022	Direct Credit (MCP INCOME OPP T cm-41697)			161.58	161.58 CR
11/10/2022	Direct Credit (MCP INCOME OPP T cm-41697)		161.58		0.00 CR
13/10/2022	Direct Credit (IVV PAYMENT OCT22/00805026)			362.02	362.02 CR
13/10/2022	Direct Credit (IVV PAYMENT OCT22/00805026)		362.02		0.00 CR
14/10/2022	Direct Credit (HUB FNL DIV 001284580236)			214.38	214.38 CR
14/10/2022	Direct Credit (HUB FNL DIV 001284580236)		214.38		0.00 CR
28/10/2022	Direct Credit (SEVEN GROUP S00023242567)			397.21	397.21 CR
28/10/2022	Direct Credit (SEVEN GROUP S00023242567)		397.21		0.00 CR
31/10/2022	Verus Actuaries Pty Ltd, BSB 012-263, a/c 28618162			110.00	110.00 CR
31/10/2022	Verus Actuaries Pty Ltd, BSB 012-263, a/c 28618162		110.00		0.00 CR
01/11/2022	Direct Credit (MMS BUY BACK BUY22/00800349)			2,413.62	2,413.62 CR
01/11/2022	Direct Credit (MMS BUY BACK BUY22/00800349)		2,413.62		0.00 CR
02/11/2022	Direct Credit (ATO ATO898990436491001)			1,315.00	1,315.00 CR
02/11/2022	Direct Credit (ATO ATO898990436491001)		1,315.00		0.00 CR
07/11/2022	Direct Credit (MCP WHOLESale IN cm-82446)			1,873.75	1,873.75 CR
07/11/2022	Direct Credit (MCP WHOLESale IN cm-82446)		1,873.75		0.00 CR
08/11/2022	Direct Credit (MCP INCOME OPP T cm-84891)			182.26	182.26 CR
08/11/2022	Direct Credit (MCP INCOME OPP T cm-84891)		182.26		0.00 CR
11/11/2022	Direct Credit (CLW DST 001285392203)			467.11	467.11 CR
11/11/2022	Direct Credit (CLW DST 001285392203)		467.11		0.00 CR
17/11/2022	Direct Credit (BOQ FNL DIV 001285492019)			1,213.20	1,213.20 CR
17/11/2022	Direct Credit (BOQ FNL DIV 001285492019)		1,213.20		0.00 CR
17/11/2022	PARS Fee 1Oct2022 to 31Dec2022			2,683.98	2,683.98 CR
17/11/2022	PARS Fee 1Oct2022 to 31Dec2022		2,683.98		0.00 CR
07/12/2022	Direct Credit (MCP WHOLESale IN cm-151040)			1,879.35	1,879.35 CR
07/12/2022	Direct Credit (MCP WHOLESale IN cm-151040)		1,879.35		0.00 CR
08/12/2022	Direct Credit (MCP INCOME OPP T cm-154068)			170.62	170.62 CR
08/12/2022	Direct Credit (MCP INCOME OPP T cm-154068)		170.62		0.00 CR
13/12/2022	Direct Credit (MQG ITM DIV 001285912738)			3,543.00	3,543.00 CR
13/12/2022	Direct Credit (MQG ITM DIV 001285912738)		3,543.00		0.00 CR
14/12/2022	Super Audits, BSB 015-056, a/c 387392386 (St Heaps)			385.00	385.00 CR
14/12/2022	Super Audits, BSB 015-056, a/c 387392386 (St Heaps)		385.00		0.00 CR
15/12/2022	Direct Credit (ANZ DIVIDEND A074/00584617)			1,164.76	1,164.76 CR
15/12/2022	Direct Credit (ANZ DIVIDEND A074/00584617)		1,164.76		0.00 CR
20/12/2022	Direct Credit (NABPE DEC PE232/00802500)			670.34	670.34 CR
20/12/2022	Direct Credit (NABPE DEC PE232/00802500)		670.34		0.00 CR
20/12/2022	Roach & Bruce Consulting Pty Ltd, BSB 032-024, a/c			275.00	275.00 CR
20/12/2022	Roach & Bruce Consulting Pty Ltd, BSB 032-024, a/c			2,475.00	2,750.00 CR
20/12/2022	Roach & Bruce Consulting Pty Ltd, BSB 032-024, a/c		2,750.00		0.00 CR
22/12/2022	Direct Credit (ATO ATO004000017318111)			259.00	259.00 CR
22/12/2022	Direct Credit (ATO ATO004000017318111)			61,714.20	61,973.20 CR

St Heaps Family Super Fund
General Ledger Account Movement
For the period from 1 July 2022 to 30 June 2023

Date	Description	Quantity	Debits	Credits	Balance
Liabilities					
22/12/2022	Direct Credit (ATO ATO004000017318111)		61,973.20		0.00 CR
31/12/2022	Interest			903.94	903.94 CR
31/12/2022	Interest		903.94		0.00 CR
05/01/2023	Direct Credit (IVV PAYMENT JAN23/00804818)			284.04	284.04 CR
05/01/2023	Direct Credit (IVV PAYMENT JAN23/00804818)		284.04		0.00 CR
05/01/2023	Direct Credit (QUBE INTEREST JAN23/00800779)			238.04	238.04 CR
05/01/2023	Direct Credit (QUBE INTEREST JAN23/00800779)		238.04		0.00 CR
09/01/2023	Direct Credit (MCP WHOLESale IN cm-238120)			2,023.68	2,023.68 CR
09/01/2023	Direct Credit (MCP WHOLESale IN cm-238120)		2,023.68		0.00 CR
10/01/2023	Direct Credit (MCP INCOME OPP T cm-248533)			202.94	202.94 CR
10/01/2023	Direct Credit (MCP INCOME OPP T cm-248533)		202.94		0.00 CR
18/01/2023	Direct Credit (NDQ DST 001288485405)			66.09	66.09 CR
18/01/2023	Direct Credit (NDQ DST 001288485405)		66.09		0.00 CR
07/02/2023	Direct Credit (MCP WHOLESale IN cm-326825)			2,102.06	2,102.06 CR
07/02/2023	Direct Credit (MCP WHOLESale IN cm-326825)		2,102.06		0.00 CR
08/02/2023	Direct Credit (MCP INCOME OPP T cm-349143)			209.40	209.40 CR
08/02/2023	Direct Credit (MCP INCOME OPP T cm-349143)		209.40		0.00 CR
13/02/2023	Direct Credit (TCL DISTRIBUTION AUI23/00834414)			1,286.58	1,286.58 CR
13/02/2023	Direct Credit (TCL DISTRIBUTION AUI23/00834414)		1,286.58		0.00 CR
14/02/2023	Direct Credit (CLW DST 001289341626)			467.11	467.11 CR
14/02/2023	Direct Credit (CLW DST 001289341626)		467.11		0.00 CR
16/02/2023	PARS Fee 1Jan2023 to 31Mar2023			2,939.77	2,939.77 CR
16/02/2023	PARS Fee 1Jan2023 to 31Mar2023		2,939.77		0.00 CR
03/03/2023	Direct Credit (HPI DST 001289782090)			1,454.43	1,454.43 CR
03/03/2023	Direct Credit (HPI DST 001289782090)		1,454.43		0.00 CR
07/03/2023	Direct Credit (MCP WHOLESale IN cm-413673)			1,905.75	1,905.75 CR
07/03/2023	Direct Credit (MCP WHOLESale IN cm-413673)		1,905.75		0.00 CR
08/03/2023	Direct Credit (MCP INCOME OPP T cm-432629)			179.67	179.67 CR
08/03/2023	Direct Credit (MCP INCOME OPP T cm-432629)		179.67		0.00 CR
20/03/2023	Direct Credit (EDV DIV 001290784628)			325.61	325.61 CR
20/03/2023	Direct Credit (EDV DIV 001290784628)		325.61		0.00 CR
20/03/2023	Direct Credit (NABPE MAR PE233/00802495)			706.65	706.65 CR
20/03/2023	Direct Credit (NABPE MAR PE233/00802495)		706.65		0.00 CR
22/03/2023	Direct Credit (SONIC HEALTHCARE INT23/00824680)			947.10	947.10 CR
22/03/2023	Direct Credit (SONIC HEALTHCARE INT23/00824680)		947.10		0.00 CR
29/03/2023	Direct Credit (ASX ITM DIV 001294687087)			766.92	766.92 CR
29/03/2023	Direct Credit (ASX ITM DIV 001294687087)		766.92		0.00 CR
30/03/2023	Direct Credit (BHP GROUP DIV AI387/00328691)			11,916.82	11,916.82 CR
30/03/2023	Direct Credit (BHP GROUP DIV AI387/00328691)		11,916.82		0.00 CR
30/03/2023	Direct Credit (CBA DIV 001291238164)			2,467.50	2,467.50 CR
30/03/2023	Direct Credit (CBA DIV 001291238164)		2,467.50		0.00 CR
31/03/2023	Interest			1,549.69	1,549.69 CR
31/03/2023	Interest		1,549.69		0.00 CR
05/04/2023	Direct Credit (CSL LTD DIVIDEND 23AUD/00869556)			340.51	340.51 CR
05/04/2023	Direct Credit (CSL LTD DIVIDEND 23AUD/00869556)		340.51		0.00 CR
05/04/2023	Direct Credit (QUBE INTEREST APR23/00800762)			248.08	248.08 CR
05/04/2023	Direct Credit (QUBE INTEREST APR23/00800762)		248.08		0.00 CR
05/04/2023	Direct Credit (WOODSIDE FIN22/00807613)			3,401.80	3,401.80 CR
05/04/2023	Direct Credit (WOODSIDE FIN22/00807613)		3,401.80		0.00 CR
11/04/2023	Direct Credit (MCP WHOLESale IN cm-508084)			2,122.66	2,122.66 CR
11/04/2023	Direct Credit (MCP WHOLESale IN cm-508084)		2,122.66		0.00 CR
12/04/2023	Direct Credit (MCP INCOME OPP T cm-522525)			193.89	193.89 CR
12/04/2023	Direct Credit (MCP INCOME OPP T cm-522525)		193.89		0.00 CR
13/04/2023	Direct Credit (WOW DIV 001294236431)			782.92	782.92 CR
13/04/2023	Direct Credit (WOW DIV 001294236431)		782.92		0.00 CR
17/04/2023	Direct Credit (IVV PAYMENT APR23/00804799)			319.91	319.91 CR
17/04/2023	Direct Credit (IVV PAYMENT APR23/00804799)		319.91		0.00 CR
18/04/2023	Direct Credit (HUB ITM DIV 001295055154)			240.10	240.10 CR
18/04/2023	Direct Credit (HUB ITM DIV 001295055154)		240.10		0.00 CR

St Heaps Family Super Fund
General Ledger Account Movement
For the period from 1 July 2022 to 30 June 2023

Date	Description	Quantity	Debits	Credits	Balance
Liabilities					
28/04/2023	Transferred to A/C 148927 - WITHDRAWAL			100,000.00	100,000.00 CR
28/04/2023	Transferred to A/C 148927 - WITHDRAWAL		100,000.00		0.00 CR
01/05/2023	Transferred to A/C 148927 - BUY 4215 STO			30,005.13	30,005.13 CR
01/05/2023	Transferred to A/C 148927 - BUY 4215 STO		30,005.13		0.00 CR
05/05/2023	Direct Credit (SEVEN GROUP S00023242567)			397.21	397.21 CR
05/05/2023	Direct Credit (SEVEN GROUP S00023242567)		397.21		0.00 CR
08/05/2023	Direct Credit (MCP INCOME OPP T cm-613880)			175.79	175.79 CR
08/05/2023	Direct Credit (MCP INCOME OPP T cm-613880)		175.79		0.00 CR
08/05/2023	Direct Credit (MCP WHOLESale IN cm-606371)			2,048.71	2,048.71 CR
08/05/2023	Direct Credit (MCP WHOLESale IN cm-606371)		2,048.71		0.00 CR
08/05/2023	Transfer to account 1298594 - Mrs Barbara Jean St			80,724.00	80,724.00 CR
08/05/2023	Transfer to account 1298594 - Mrs Barbara Jean St		80,724.00		0.00 CR
15/05/2023	Direct Credit (CLW DST 001295693810)			467.11	467.11 CR
15/05/2023	Direct Credit (CLW DST 001295693810)		467.11		0.00 CR
17/05/2023	Direct Debit (ORD MINNETT LTD ORDS000852ANZ FRN)			100,000.00	100,000.00 CR
17/05/2023	Direct Debit (ORD MINNETT LTD ORDS000852ANZ FRN)		100,000.00		0.00 CR
17/05/2023	Transferred from A/C 148927 - SELL 12926 MOT			26,341.54	26,341.54 CR
17/05/2023	Transferred from A/C 148927 - SELL 12926 MOT		26,341.54		0.00 CR
17/05/2023	Transferred from A/C 148927 - SELL 140 QUBHA			14,113.90	14,113.90 CR
17/05/2023	Transferred from A/C 148927 - SELL 140 QUBHA		14,113.90		0.00 CR
17/05/2023	Transferred from A/C 148927 - SELL 200 NABPE			20,192.50	20,192.50 CR
17/05/2023	Transferred from A/C 148927 - SELL 200 NABPE		20,192.50		0.00 CR
22/05/2023	PARS Fee 1Apr2023 to 30Jun2023			3,060.27	3,060.27 CR
22/05/2023	PARS Fee 1Apr2023 to 30Jun2023		3,060.27		0.00 CR
01/06/2023	Direct Credit (BOQ ITM DIV 001295955563)			1,011.00	1,011.00 CR
01/06/2023	Direct Credit (BOQ ITM DIV 001295955563)		1,011.00		0.00 CR
07/06/2023	Direct Credit (MCP WHOLESale IN cm-721692)			2,211.97	2,211.97 CR
07/06/2023	Direct Credit (MCP WHOLESale IN cm-721692)		2,211.97		0.00 CR
20/06/2023	Direct Credit (NABPE JUN PE234/00802428)			489.79	489.79 CR
20/06/2023	Direct Credit (NABPE JUN PE234/00802428)		489.79		0.00 CR
30/06/2023	Interest			784.65	784.65 CR
30/06/2023	Interest		784.65		0.00 CR
30/06/2023	Closing Balance				0.00

Member Entitlements

Member Entitlement Accounts

Mrs Barbara St Heaps

Accumulation

01/07/2022	Opening Balance				234,260.34 CR
30/06/2023	Income Taxes Allocated			739.52	234,999.86 CR
30/06/2023	Investment Profit or Loss			28,267.29	263,267.15 CR
30/06/2023	Closing Balance				263,267.15 CR

New Pension Account 01.07.15

01/07/2022	Opening Balance				1,793,859.62 CR
08/05/2023	Pension Drawdown - Gross		80,724.00		1,713,135.62 CR
30/06/2023	Income Taxes Allocated			23,576.41	1,736,712.03 CR
30/06/2023	Investment Profit or Loss			215,017.07	1,951,729.10 CR
30/06/2023	Closing Balance				1,951,729.10 CR

Client name	ST HEAPS FAMILY SUPER FUND	Fin Accounts Prepared by	TANIA CARTER
Client code	STHEAPS	Date prepared	06-Nov-2023
Year ended	30-Jun-2023	Reviewed by	
SRN/HIN	X0049773986	Date reviewed	
Postcode	2001	Back to Cover	

	WP Ref	Amount	Percentage
CASH AT BANK	E	15,281.93	0.69%
LISTED INVESTMENTS	E1	2,166,507.54	97.80%
UNLISTED INVESTMENTS	E2	-	0.00%
PROPERTY	E3	-	0.00%
RECEIVABLES	E	33,465.78	1.51%
OTHER ASSETS	E	-	0.00%
		\$ 2,215,255.25	100.00%

Total Assets per Balance Sheet

2,215,255.25

Variance (must be nil)

0.00

St Heaps Family Super Fund
Statement of Financial Position
as at 30 June 2023

	Note	2023 \$	2022 \$
Assets			
Investments			
Cash and Cash Equivalents	6A	100,000.00	-
Other Fixed Interest Securities	6B	101,497.00	14,350.00
Shares in Listed Companies	6C	1,364,470.51	1,235,335.38
Stapled Securities	6D	145,582.74	147,316.51
Units In Listed Unit Trusts	6E	454,957.29	484,787.64
Other Assets			
Cash At Bank		15,281.93	75,952.30
Receivables		7,741.65	7,348.52
Current Tax Assets		24,736.84	61,973.20
Other Taxes Refundable		987.29	1,315.41
Total Assets		<u>2,215,255.25</u>	<u>2,028,378.96</u>
Liabilities			
Other Creditors and Accruals		259.00	259.00
Total Liabilities		<u>259.00</u>	<u>259.00</u>
Net Assets Available to Pay Benefits		<u>2,214,996.25</u>	<u>2,028,119.96</u>
<i>Represented by:</i>			
Liability for Accrued Benefits	2		
Mrs Barbara St Heaps		2,214,996.25	2,028,119.96
Total Liability for Accrued Benefits		<u>2,214,996.25</u>	<u>2,028,119.96</u>

*The accompanying notes form part of these financial statements.
This report should be read in conjunction with the accompanying compilation report.*



Client name	ST HEAPS FAMILY SUPER FUND	Fin Accounts Prepared by	TANIA CARTER
Client code	STHEAPS	Date prepared	06-Nov-2023
Year ended	30-Jun-2023	Reviewed by	
SRN/HIN	X0049773986	Date reviewed	
Postcode	2001	Back to Cover	

Select a random sample of investments and from the sample selected:

- * Agree name of holding and quantity of shares with Share Registry
- * Obtain market price on balance date and agree market valuation to Broker/AFR
- * Attach our valuation report and reconcile for differences
- * Agree to minutes for proper authorisation
- * Agree to source documents, bank statements and transfer forms
- * Unrealised are properly recorded in financial report
- * Disposals are at market value
- * Investments are at armslength, in accordance with investment strategy and conform with sole purpose
- * Attach all printed registries' confirmation

ASX Code	Company	Units Held	Market Price	Market Valuation
1	BHP BHP GROUP LIMITED	8,739	44.990	393,167.61
2	MQG MACQUARIE GROUP LTD	1,181	177.620	209,769.22
3	CBA COMMONWEALTH BANK.	1,175	100.270	117,817.25
4			-	-
5			-	-
6			-	-
7			-	-
8			-	-
9			-	-
10			-	-

Total 720,754.08

Sampling % 33.3%

Reconciliation

Roach & Bruce's Valuation	2,181,789.47	
Less Cash	15,281.93	2,166,507.54
Broker's Valuation	2,181,789.47	
Less Cash	15,281.93	2,166,507.54
Variance		<u><u>0.00</u></u>

Variance is explained by:

Item	Description	Account	Amount
1			
2			
3			
4			
5			
6			
			<u><u>0.00</u></u>
Balance should be nil			0.00

St Heaps Family Super Fund
Investment Summary as at 30 June 2023

Investment	Units	Average Cost Price	Market Price	Accounting Cost	Market Value	Unrealised Accounting Gain/(Loss)	Accounting Gain/(Loss) (%)	Portfolio Weight (%)
<u>Bank</u>								
Cash at Bank - Ord Minnett				15,281.93	15,281.93			0.70%
				15,281.93	15,281.93			0.70%
<u>Listed Securities Market</u>								
Allkem Limited (ASX:AKE)	4,160.00000	12.0053	16.0200	49,942.05	66,643.20	16,701.15	33.44%	3.05%
Australia And New Zealand Banking Group Limited (ASX:ANZ)	1,574.00000	26.5872	23.7100	41,848.32	37,319.54	(4,528.78)	(10.82)%	1.71%
ASX Limited (ASX:ASX)	660.00000	59.5368	63.0000	39,294.26	41,580.00	2,285.74	5.82%	1.91%
BHP Group Limited (ASX:BHP)	8,739.00000	40.8933	44.9900	357,366.42	393,167.61	35,801.19	10.02%	18.02%
Bank Of Queensland Limited. (ASX:BOQ)	5,055.00000	7.9103	5.4900	39,986.73	27,751.95	(12,234.78)	(30.60)%	1.27%
Commonwealth Bank Of Australia. (ASX:CBA)	1,175.00000	84.6583	100.2700	99,473.56	117,817.25	18,343.69	18.44%	5.40%
Charter Hall Long Wale REIT - Fully Paid Units Stapled Securities (ASX:CLW)	6,673.00000	5.0751	4.0100	33,866.10	26,758.73	(7,107.37)	(20.99)%	1.23%
CSL Limited (ASX:CSL)	210.00000	191.0027	277.3800	40,110.57	58,249.80	18,139.23	45.22%	2.67%
Endeavour Group Limited - Ordinary Fully Paid Deferred Settlement (ASX:EDV)	2,277.00000	3.9934	6.3100	9,092.91	14,367.87	5,274.96	58.01%	0.66%
Hotel Property Investments - Stapled Security Fully Paid (ASX:HPI)	15,809.00000	2.2002	3.1400	34,782.60	49,640.26	14,857.66	42.72%	2.28%
Hub24 Limited (ASX:HUB)	1,715.00000	23.3281	25.4500	40,007.61	43,646.75	3,639.14	9.10%	2.00%
Ishares S&P 500 ETF - Exchange Traded Fund Units Fully Paid (ASX:IVV)	2,250.00000	24.7258	44.4500	55,633.07	100,012.50	44,379.43	79.77%	4.58%
James Hardie Industries PLC - Chess Depository Interests 1:1 (ASX:JHX)	1,120.00000	40.2151	39.7500	45,040.86	44,520.00	(520.86)	(1.16)%	2.04%
Metrics Credit Partners Wholesale Investment Trust	279,311.00000	1.0025	1.0035	280,000.00	280,288.29	288.29	0.10%	12.85%
Macquarie Group Limited (ASX:MQG)	1,181.00000	147.5768	177.6200	174,288.25	209,769.22	35,480.97	20.36%	9.61%
National Australia Bank Limited - Capital Notes Deferred Settlement (ASX:NABPE)	330.00000	102.2394	100.4800	33,739.00	33,158.40	(580.60)	(1.72)%	1.52%
Betashares Nasdaq 100 ETF - Exchange Traded Fund Units Fully Paid (ASX:NDQ)	2,130.00000	16.4237	35.0500	34,982.57	74,656.50	39,673.93	113.41%	3.42%
Sonic Healthcare Limited (ASX:SHL)	2,255.00000	15.5477	35.5700	35,060.00	80,210.35	45,150.35	128.78%	3.68%
Santos Limited (ASX:STO)	4,215.00000	7.1160	7.5200	29,993.94	31,696.80	1,702.86	5.68%	1.45%
Seven Group Holdings Limited (ASX:SVW)	1,727.00000	20.5553	24.6500	35,499.00	42,570.55	7,071.55	19.92%	1.95%
Transurban Group - Ordinary Shares/Units Fully Paid Triple Stapled (ASX:TCL)	4,855.00000	13.3464	14.2500	64,796.88	69,183.75	4,386.87	6.77%	3.17%

St Heaps Family Super Fund
Investment Summary as at 30 June 2023

Investment	Units	Average Cost Price	Market Price	Accounting Cost	Market Value	Unrealised Accounting Gain/(Loss)	Accounting Gain/(Loss) (%)	Portfolio Weight (%)
<u>Listed Securities Market</u>								
Woodside Energy Group Ltd (ASX:WDS)	1,579.00000	29.7600	34.4400	46,991.04	54,380.76	7,389.72	15.73%	2.49%
Woolworths Limited (ASX:WOW)	1,702.00000	24.1488	39.7300	41,101.26	67,620.46	26,519.20	64.52%	3.10%
				1,662,897.00	1,965,010.54	302,113.54	18.17%	90.06%
<u>Money Market</u>								
ANZ Wholesale Subordinated Notes 8	100,000.00000	1.0000	1.0150	100,000.00	101,497.00	1,497.00	1.50%	4.65%
				100,000.00	101,497.00	1,497.00	1.50%	4.65%
<u>Term Deposits</u>								
ME Bank TD Mat 25.10.2023				100,000.00	100,000.00	0.00	0.00%	4.58%
				100,000.00	100,000.00	0.00	0.00%	4.58%
				1,878,178.93	2,181,789.47	303,610.54	16.17%	100.00%

The accounting cost is the original cost base adjusted by any subsequent capital call/improvement or capital return transactions. In many cases, it is not the same as the adjusted or reduced cost base, or the reset cost base resulting from the CGT relief. To view the tax cost base and unrealised gain/(loss) for tax purposes refer to the Unrealised Capital Gains Report or change the report parameter to tax cost base.

ORD MINNETT

PRIVATE AND CONFIDENTIAL

St Heaps Investments Pty Ltd
<St Heaps Family S/F A/C>
6 Macarthur Street
St Ives NSW 2075

Account Code: 148927
Adviser Code: AM4
Product: GUARDIAN

Dear Barbara,

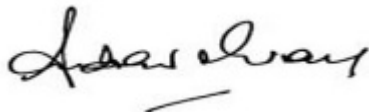
Portfolio Administration & Reporting Service Taxation Report - 1 July 2022 to 30 June 2023

Please find enclosed your PARS Taxation Report providing information for the preparation of your income tax return for the financial year ended 30 June 2023*. A copy has also been forwarded to your accountant.


In accordance with ASIC requirements, we have also enclosed a copy of the Annual Auditor's Reports that have been performed for Ord Minnett Limited. The Taxation Report only contains investments that have been disclosed to Ord Minnett as part of the Portfolio Administration & Reporting Service. Accordingly, this Report does not claim to be a complete taxation statement. Original dividend and distribution statements are not included with your Taxation Report.

We would like to thank you for working with us over the past year, and look forward to the year ahead. In the meantime, please let us know if you have any questions regarding this Report or if you wish to discuss your investment portfolio.


Yours sincerely,



Andrew Murray
Adviser



Amelia Teasdale
Adviser



Anthony Teasdale
Adviser

(02) 8216 6462

(02) 8216 6458

(02) 8216 6754

* Note: If your Ord Minnett reporting service commenced or ceased during this period, this report may only include tax related information for part of the year.

Ord Minnett Limited

AFS Licence 237121 ABN 86 002 733 048
Grosvenor Place Level 18, 225 George Street, Sydney NSW 2000 GPO Box 2613, Sydney NSW 2001 Australia

A Market Participant of the Australian Securities Exchange Limited - Licenced Securities Dealer

This document was prepared for the private use of the addressee and may not be passed to any third party without the prior written consent of Ord Minnett. We believe the advice and information herein to be accurate and reliable, but no warranty of accuracy or reliability is given.

ORD MINNETT

PRIVATE AND CONFIDENTIAL

St Heaps Investments Pty Ltd
<St Heaps Family S/F A/C>
6 Macarthur Street
St Ives NSW 2075

Portfolio Administration & Reporting Service Financial Year Ended 30 June 2023 Tax Report

This report contains the following information:

- Portfolio Valuation as at 30 June 2023
- Unsettled Accruals
- Investment Income Received
- Investment Income Annual Tax - Summary
- Investment Income Received Annual Tax
- Realised Capital Gains / Losses
- Realised Options Profit & Loss
- Transaction Statement
- Cash Transaction Statement
- Expense Summary
- Corporate Action Appendix

Account Code: 148927
Adviser Code: AM4
Product: GUARDIAN

Ord Minnett Limited

AFS Licence 237121 ABN 86 002 733 048
Grosvenor Place Level 18, 225 George Street, Sydney NSW 2000 GPO Box 2613, Sydney NSW 2001 Australia

A Market Participant of the Australian Stock Exchange Limited - Licenced Securities Dealer

This document was prepared for the private use of the addressee and may not be passed to any third party without the prior written consent of Ord Minnett.
We believe the advice and information herein to be accurate and reliable, but no warranty of accuracy or reliability is given.

ORD MINNETT

PORTFOLIO VALUATION

Portfolio Details as at: 30 June 2023

St Heaps Investments Pty Ltd

<St Heaps Family S/F A/C>

Code	Security Name	Quantity	Cost Base	Market Price	Market Value	Assets %	Est. Yield %	Est. Annual Income	Est. Franking %	Est. Franking Credits	Est. Gross Yield %
EQUITIES											
Energy Sector											
Energy											
STO	SANTOS LTD	4,215	30,005.13	7.52	31,696.80	1.45	4.76	1,507.41			4.76
WDS	WOODSIDE ENERGY	1,579	46,991.04	34.44	54,380.76	2.49	9.86	5,364.48	100.00	2,299.06	14.09
Sub Total			76,996.17		86,077.56	3.95		6,871.89		2,299.06	
Materials Sector											
Materials											
AKE	ALLKEM LIMITED	4,160	49,960.68	16.02	66,643.20	3.05					
BHP	BHP GROUP LIMITED	8,739	376,962.19	44.99	393,167.61	18.02	5.81	22,846.25	100.00	9,791.25	8.30
JHX	JAMES HARDIE INDUST	1,120	45,057.67	39.75	44,520.00	2.04					
Sub Total			471,980.54		504,330.81	23.12		22,846.25		9,791.25	
Industrials Sector											
Capital Goods											
SVW	SEVEN GROUP HOLDINGS	1,727	35,499.11	24.65	42,570.55	1.95	1.87	794.42	100.00	340.47	2.67
Sub Total			35,499.11		42,570.55	1.95		794.42		340.47	
Transportation											
TCL	TRANSURBAN GROUP	4,855	60,622.76	14.25	69,183.75	3.17	4.07	2,815.90	1.93	23.27	4.10

Adviser Name: Andrew Murray

Location: SYDNEY

Phone No: (02) 8216 6462

Account No: 148927

Note: Estimate information based on rolling 12 months actual data.

Ord Minnett Limited AFS Licence 237121 ABN 86 002 733 048 A Market Participant of the Australian Stock Exchange Limited

While Ord Minnett believes that the information contained herein is reliable, no warranty is given as to its accuracy or the accuracy of information or material from other sources and persons who rely on it do so at their own risk. Accordingly you should satisfy yourself as to the correctness or otherwise of the statements contained herein.

ORD MINNETT

PORTFOLIO VALUATION

Portfolio Details as at: 30 June 2023

St Heaps Investments Pty Ltd

<St Heaps Family S/F A/C>

Code	Security Name	Quantity	Cost Base	Market Price	Market Value	Assets %	Est. Yield %	Est. Annual Income	Est. Franking %	Est. Franking Credits	Est. Gross Yield %
Sub Total			60,622.76		69,183.75	3.17		2,815.90		23.27	
Consumer Staples Sector											
Consumer Staples Distribution & Retail											
EDV	ENDEAVOUR	2,277	9,092.89	6.31	14,367.87	0.66	3.45	496.39	100.00	212.74	4.94
WOW	WOOLWORTHS GROUP LTD	1,702	41,101.12	39.73	67,620.46	3.10	2.62	1,770.08	100.00	758.61	3.74
Sub Total			50,194.01		81,988.33	3.76		2,266.47		971.34	
Health Care Sector											
Health Care Equipment & Services											
SHL	SONIC HEALTHCARE	2,255	50,966.70	35.57	80,210.35	3.68	2.92	2,345.20	100.00	1,005.09	4.18
Sub Total			50,966.70		80,210.35	3.68		2,345.20		1,005.09	
Pharmaceuticals, Biotech & Life Sciences											
CSL	CSL LIMITED	210	40,126.38	277.38	58,249.80	2.67	1.31	762.14	5.53	18.07	1.34
Sub Total			40,126.38		58,249.80	2.67		762.14		18.07	
Financials Sector											
Banks											
ANZ	ANZ GROUP HOLDINGS	1,574	41,863.24	23.71	37,319.54	1.71	6.54	2,439.70	100.00	1,045.59	9.34
BOQ	BANK OF QUEENSLAND.	5,055	40,001.65	5.49	27,751.95	1.27	8.01	2,224.20	100.00	953.23	11.45

Adviser Name: Andrew Murray

Location: SYDNEY

Phone No: (02) 8216 6462

Account No: 148927

Note: Estimate information based on rolling 12 months actual data.

Ord Minnett Limited AFS Licence 237121 ABN 86 002 733 048 A Market Participant of the Australian Stock Exchange Limited

While Ord Minnett believes that the information contained herein is reliable, no warranty is given as to its accuracy or the accuracy of information or material from other sources and persons who rely on it do so at their own risk. Accordingly you should satisfy yourself as to the correctness or otherwise of the statements contained herein.

ORD MINNETT

PORTFOLIO VALUATION

Portfolio Details as at: 30 June 2023

St Heaps Investments Pty Ltd

<St Heaps Family S/F A/C>

Code	Security Name	Quantity	Cost Base	Market Price	Market Value	Assets %	Est. Yield %	Est. Annual Income	Est. Franking %	Est. Franking Credits	Est. Gross Yield %
CBA	COMMONWEALTH BANK.	1,175	99,488.45	100.27	117,817.25	5.40	4.49	5,287.50	100.00	2,266.07	6.41
Sub Total			181,353.34		182,888.74	8.38		9,951.40		4,264.89	
Financial Services											
ASX	ASX LIMITED	660	40,556.38	63.00	41,580.00	1.91	3.62	1,506.78	100.00	645.76	5.18
HUB	HUB24 LTD	1,715	40,022.53	25.45	43,646.75	2.00	1.28	557.38	100.00	238.87	1.82
MQG	MACQUARIE GROUP LTD	1,181	174,337.41	177.62	209,769.22	9.61	4.22	8,857.50	40.00	1,518.43	4.95
Sub Total			254,916.32		294,995.97	13.52		10,921.66		2,403.07	
Real Estate Sector											
Equity Real Estate Investment Trusts (REITs)											
CLW	CHARTER HALL LONG WALE REIT	6,673	30,196.69	4.01	26,758.73	1.23	6.98	1,868.44			6.98
HPI	HOTEL PROPERTY	15,809	40,405.60	3.14	49,640.26	2.28	5.92	2,940.47			5.92
Sub Total			70,602.29		76,398.99	3.50		4,808.91			
Sub Total			1,293,257.62		1,476,894.85	67.69		64,384.24		21,116.50	
EXCHANGE TRADED FUNDS											
International Equity											
IVV	ISHARES S&P 500 ETF	2,250	55,653.83	44.45	100,012.50	4.58	1.39	1,391.86			1.39
NDQ	BETASHARES NASDAQ100	2,130	36,788.18	35.05	74,656.50	3.42	2.32	1,733.21			2.32
Sub Total			92,442.01		174,669.00	8.01		3,125.07			

Adviser Name: Andrew Murray

Location: SYDNEY

Phone No: (02) 8216 6462

Account No: 148927

Note: Estimate information based on rolling 12 months actual data.

Ord Minnett Limited AFS Licence 237121 ABN 86 002 733 048 A Market Participant of the Australian Stock Exchange Limited

While Ord Minnett believes that the information contained herein is reliable, no warranty is given as to its accuracy or the accuracy of information or material from other sources and persons who rely on it do so at their own risk. Accordingly you should satisfy yourself as to the correctness or otherwise of the statements contained herein.

ORD MINNETT

PORTFOLIO VALUATION

Portfolio Details as at: 30 June 2023

St Heaps Investments Pty Ltd

<St Heaps Family S/F A/C>

Code	Security Name	Quantity	Cost Base	Market Price	Market Value	Assets %	Est. Yield %	Est. Annual Income	Est. Franking %	Est. Franking Credits	Est. Gross Yield %
MANAGED FUNDS											
Domestic Fixed Interest											
METRICS	METRICS CREDIT PARTNERS WHOLESALE INVESTMENT TRUST	279,311	280,000.00	1.00	280,288.29	12.85	6.81	19,021.06			6.79
Sub Total			280,000.00		280,288.29	12.85		19,021.06			
INTEREST RATE SECURITIES											
AU3FN0077939	ANZ WHOLESALE SUBORDINATED NOTES 8 FRN	100,000	100,000.00	1.01	101,497.00	4.65	6.24	6,240.00			6.24
MEBANK231025-MEBANK TERM DEPOSIT @ 4.50% MATURING 25/10/2023		100,000	100,000.00		100,000.00	4.58	4.50	4,500.00			4.50
Sub Total			200,000.00		201,497.00	9.24		10,740.00			
HYBRID SECURITIES											
NABPE	NATIONAL AUST. BANK CAP NOTE 3-BBSW+2.20% 20-09-28 CUM RED T-09-23	330	33,678.52	100.48	33,158.40	1.52	5.70	1,889.32			5.70
Sub Total			33,678.52		33,158.40	1.52		1,889.32			
CASH											
OMMCMT	ORD MINNETT CASH MANAGEMENT TRUST	15,282	15,281.93	1.00	15,281.93	0.70	3.36	513.13			3.36
Sub Total			15,281.93		15,281.93	0.70		513.13			

Adviser Name: Andrew Murray

Location: SYDNEY

Phone No: (02) 8216 6462

Account No: 148927

Note: Estimate information based on rolling 12 months actual data.

Ord Minnett Limited AFS Licence 237121 ABN 86 002 733 048 A Market Participant of the Australian Stock Exchange Limited

While Ord Minnett believes that the information contained herein is reliable, no warranty is given as to its accuracy or the accuracy of information or material from other sources and persons who rely on it do so at their own risk. Accordingly you should satisfy yourself as to the correctness or otherwise of the statements contained herein.

ORD MINNETT

PORTFOLIO VALUATION

Portfolio Details as at: 30 June 2023

St Heaps Investments Pty Ltd

<St Heaps Family S/F A/C>

Code	Security Name	Quantity	Cost Base	Market Price	Market Value	Assets %	Est. Yield %	Est. Annual Income	Est. Franking %	Est. Franking Credits	Est. Gross Yield %
TOTAL PORTFOLIO			1,914,660.08		2,181,789.47	100.00	4.57	99,672.81		21,116.50	5.54

**The cash balance on the Portfolio Valuation will take into account transactions that have a settlement date after the report date and income that is due but not yet paid . Please refer to the Unsettled Accruals report for transaction details.*

*Adviser Name: Andrew Murray
Location: SYDNEY
Phone No: (02) 8216 6462
Account No: 148927*

Note: Estimate information based on rolling 12 months actual data.

Ord Minnett Limited AFS Licence 237121 ABN 86 002 733 048 A Market Participant of the Australian Stock Exchange Limited

While Ord Minnett believes that the information contained herein is reliable, no warranty is given as to its accuracy or the accuracy of information or material from other sources and persons who rely on it do so at their own risk. Accordingly you should satisfy yourself as to the correctness or otherwise of the statements contained herein.

ORD MINNETT

UNSETTLED ACCRUALS

Unsettled Accruals as at: 30 June 2023

St Heaps Investments Pty Ltd

<St Heaps Family S/F A/C>

Security	Description	Trade/Ex Date	Settlement Date	Value
Income Accruals				
ANZ	ANZ Group Holdings Limited - Dividend	15-May-23	03-Jul-23	1,274.94
CLW	Charter Hall Long WALE REIT - Distribution	29-Jun-23	14-Aug-23	467.11
HPI	Hotel Property Investments - Distribution	29-Jun-23	01-Sep-23	1,486.05
METRICS	Metrics Credit Partners Wholesale Investment Trust - Distribution	30-Jun-23	07-Jul-23	2,214.88
MQG	Macquarie Group Limited - Dividend	15-May-23	04-Jul-23	5,314.50
TCL	Transurban Group - Dividend (FY24)	29-Jun-23	21-Aug-23	48.55
TCL	Transurban Group - Distribution (FY23)	29-Jun-23	21-Aug-23	1,480.78
Sub Total				12,286.81
TOTAL ACCRUALS				12,286.81

Adviser Name: Andrew Murray

Location: SYDNEY

Phone No: (02) 8216 6462

Account No: 148927

Ord Minnett Limited AFS Licence 237121 ABN 86 002 733 048 A Market Participant of the Australian Stock Exchange Limited

While Ord Minnett believes that the information contained herein is reliable, no warranty is given as to its accuracy or the accuracy of information or material from other sources and persons who rely on it do so at their own risk. Accordingly you should satisfy yourself as to the correctness or otherwise of the statements contained herein.

ORD MINNETT

TRANSACTION STATEMENT

From 1 July 2022 Through 30 June 2023

St Heaps Investments Pty Ltd

<St Heaps Family S/F A/C>

Code	Description	Trade Date	Settlement Date	Quantity	Unit Price	Gross Amount	Brokerage	GST	Other Fees	Net Amount
PURCHASES										
ANZ	Australia and New Zealand Banking Group Limited - 1:1 Renounceable Rights Issue @ \$18.90 AUD (Allotment of ANZ Shares)	24-Aug-2022	24-Aug-2022	99	18.90	1,871.10	0.00	0.00	0.00	1,871.10
MMS	Bght 207 MMS @ 14.4002	02-Sep-2022	06-Sep-2022	207	14.4002	2,980.84	60.00	6.00	0.00	3,046.84
STO	Bght 4215 STO @ 7.0797	27-Apr-2023	01-May-2023	4,215	7.0797	29,841.00	149.21	14.92	0.00	30,005.13
AU3FN0077939	Purchase: 100000 @ 100 ANZ Wholesale Subordinated Notes 8 FRN (AU3FN0077939)	08-May-2023	16-May-2023	100,000	1.00	100,000.00	0.00	0.00	0.00	100,000.00
Sub Total						134,692.94				134,923.07
SALES										
ASIA	Sold 5510 ASIA @ 6.6100	21-Sep-2022	26-Sep-2022	(5,510)	6.61	(36,421.10)	182.11	18.21	0.00	(36,220.78)
MMS	McMillan Shakespeare Limited - Off Market Share Buy-Back (Deemed Capital Proceeds of \$1.55 per share - Capital Component of \$0.99 and Excess Tax Value of \$0.56)	24-Oct-2022	01-Nov-2022	(207)	1.55	(320.85)	0.00	0.00	0.00	(320.85)
NABPE	Sold 200 NABPE @ 101.1000	15-May-2023	17-May-2023	(200)	101.10	(20,220.00)	25.00	2.50	0.00	(20,192.50)
QUBHA	Sold 140 QUBHA @ 101.0100	15-May-2023	17-May-2023	(140)	101.01	(14,141.40)	25.00	2.50	0.00	(14,113.90)
MOT	Sold 12926 MOT @ 2.0400	15-May-2023	17-May-2023	(12,926)	2.04	(26,369.04)	25.00	2.50	0.00	(26,341.54)
Sub Total						(97,472.39)				(97,189.57)
Corporate Action Transactions										
Capital Reorganisations										
ANZR	ANZ - 1:15 Renounceable Rights Issue @ \$ 18.90	21-Jul-2022	21-Jul-2022	99	0.00	0.00	0.00	0.00	0.00	0.00

* All transaction values are in Australian Dollars (AUD)

Adviser Name: Andrew Murray
Location: SYDNEY
Phone No: (02) 8216 6462
Account No: 148927

Ord Minnett Limited AFS Licence 237121 ABN 86 002 733 048 A Market Participant of the Australian Stock Exchange Limited

While Ord Minnett believes that the information contained herein is reliable, no warranty is given as to its accuracy or the accuracy of information or material from other sources and persons who rely on it do so at their own risk. Accordingly you should satisfy yourself as to the correctness or otherwise of the statements contained herein.

ORD MINNETT

TRANSACTION STATEMENT

From 1 July 2022 Through 30 June 2023

St Heaps Investments Pty Ltd

<St Heaps Family S/F A/C>

Code	Description	Trade Date	Settlement Date	Quantity	Unit Price	Gross Amount	Brokerage	GST	Other Fees	Net Amount
ANZR	Australia and New Zealand Banking Group Limited - 1:15 Renounceable Rights Issue @ 18.90 AUD (Removal of Rights)	12-Aug-2022	12-Aug-2022	(99)	0.00	0.00	0.00	0.00	0.00	0.00
ANZR	Australia and New Zealand Banking Group Limited - 1:15 Renounceable Rights Issue @ 18.90 AUD (Allotment of Entitlement Shares)	12-Aug-2022	12-Aug-2022	99	18.90	1,871.10	0.00	0.00	0.00	1,871.10
ANZR	Australia and New Zealand Banking Group Limited - 1:1 Renounceable Rights Issue @ \$18.90 AUD (Conversion to fully paid shares)	24-Aug-2022	24-Aug-2022	(99)	18.90	(1,871.10)	0.00	0.00	0.00	(1,871.10)
IVV	iShares Core S&P 500 ETF - 15:1 Reconstruction of Units (IVV.AXW)	07-Dec-2022	07-Dec-2022	(55)	360.94	(19,851.70)	(99.26)	(9.93)	0.00	(19,960.89)
IVV	iShares Core S&P 500 ETF - 15:1 Reconstruction of Units (IVV.AXW)	07-Dec-2022	07-Dec-2022	(95)	373.66	(35,497.70)	(177.49)	(17.75)	0.00	(35,692.94)
IVV	iShares Core S&P 500 ETF - 15:1 Reconstruction of Units (IVV.AXW)	07-Dec-2022	07-Dec-2022	825	24.0627	19,851.70	99.26	9.93	0.00	19,960.89
IVV	iShares Core S&P 500 ETF - 15:1 Reconstruction of Units (IVV.AXW)	07-Dec-2022	07-Dec-2022	1,425	24.9107	35,497.70	177.49	17.75	0.00	35,692.94
Sub Total						0.00				0.00

Total Portfolio \$2,181,789.47 (Market Value on)

Portfolio Turnover 10.64 % (Total - Net Amount purchases plus Total Net Amount Sales divided by Portfolio Total)

Adviser Name: Andrew Murray
Location: SYDNEY
Phone No: (02) 8216 6462
Account No: 148927

* All transaction values are in Australian Dollars (AUD)

Ord Minnett Limited AFS Licence 237121 ABN 86 002 733 048 A Market Participant of the Australian Stock Exchange Limited

While Ord Minnett believes that the information contained herein is reliable, no warranty is given as to its accuracy or the accuracy of information or material from other sources and persons who rely on it do so at their own risk. Accordingly you should satisfy yourself as to the correctness or otherwise of the statements contained herein.

Transactions

BHP GROUP LIMITED

Recent Transactions

St Heaps Investments Pty Ltd X*****3986

ORDINARY FULLY PAID SHARES

Date	Transaction	Movement	Running balance
26/05/2022	CHESS DAILY MOVEMENT UP	+2829	8739
14/09/2021	CHESS DAILY MOVEMENT UP	+2419	5910
17/12/2018	CHESS DAILY MOVEMENT DOWN	-2619	3491
1/08/2018	CHESS DAILY MOVEMENT UP	+1190	6110
13/09/2013	CHESS DAILY MOVEMENT DOWN	-2780	4920
5/09/2012	CHESS DAILY MOVEMENT DOWN	-642	7700
11/04/2011	CHESS DAILY MOVEMENT DOWN	-2440	8342
1/03/2011	CHESS DAILY MOVEMENT UP	+2500	10782
1/03/2010	CHESS DAILY MOVEMENT DOWN	-3000	8282
12/05/2009	CHESS DAILY MOVEMENT UP	+5732	11282
27/04/2009	CHESS DAILY MOVEMENT DOWN	-3000	5550
5/09/2008	CHESS DAILY MOVEMENT UP	+8550	8550

Balance History

Currency Australian Dollar 

◀ View: MQG, X*****3986 (ST HEAPS INVESTMENTS PTY LTD <ST HEAPS FAMILY S/F A/C>)

Balance as at date (dd/mm/yyyy) 30/06/2023 

Displaying Balance History as at **30 Jun 2023**

HIN/SRN EMP ID	Security Code	Closing Price (AUD)	Total Balance	Tradeable Balance	Total Value (AUD)
X*****3986	MQG	177.62	1,181	1,181	209,769.22

Viewing 1 - 1 of 1

Total Value: \$ 209,769.22

All material copyright © 2023 Link Market Services Limited

Ask us now 

Balance History

Currency Australian Dollar 

 View: CBA, X*****3986 (ST HEAPS INVESTMENTS PTY LTD <ST HEAPS FAMILY S/F A/C>)

Balance as at date (dd/mm/yyyy) 30/06/2023 

Displaying Balance History as at **30 Jun 2023**

HIN/SRN EMP ID	Security Code	Closing Price (AUD)	Total Balance	Tradeable Balance	Total Value (AUD)
X*****3986	CBA	100.27	1,175	1,175	117,817.25
X*****3986	CBAHA	100.401	0	0	0.00
X*****3986	CBAPA	200.21	0	0	0.00
X*****3986	CBAPF	99.91	0	0	0.00

Viewing 1 - 4 of 4

Total Value: \$ 117,817.25

All material copyright © 2023 Link Market Services Limited

Ask us now 



Automic
GPO Box 5193, Sydney, NSW, 2001
P 1300 288 664 (Within Australia)
P +61 (0)2 9698 5414 (Outside Australia)
F +61 (0)2 8583 3040
E hello@automic.com.au ABN 27152260814

MOT Transaction History

MOT Transaction history from: 01-January-2017 to: 08-September-2023

Date	Description	Amount	Closing Balance
06-February-2020	Market movement	9,695	9,695
02-March-2022	Rights issue acceptance	3,231	12,926
16-May-2023	Market movement	-12,926	0

Metrics Income Opportunities Trust

ABN 37 837 190 973

ARSN 631 320 628

Responsible Entity: The Trust Company (RE Services) Limited | ABN 45 003 278 831 | AFSL 235 150

Investment Manager: Metrics Credit Partners Pty Ltd | ABN 27 150 646 996 | AFSL 416 146

Holder Identification Number

X****73986

ST HEAPS INVESTMENTS PTY LTD
 <ST HEAPS FAMILY S/F A/C>
 C/-ORD MINNETT LTD-PARS DEPT
 GPO BOX 5274
 SYDNEY NSW 2001

Security Code MOT
Statement Period 01/01/23 to 30/06/23
TFN/ABN Quoted
FATCA/CRS: Declared

Periodic Statement Metrics Income Opportunities Trust

Dear Unitholder,

This statement issued on 31 July 2023 provides periodic disclosure in accordance with s1017D of the Corporations Act 2001 (Cth). The below information should not be relied on for the purpose of preparing your Australian income tax return. Unitholders will be sent an Annual Tax Statement (AMMA) at the end of each financial year which contains information to assist you with this process.

Transaction List

Set out below is your opening balance, all transactions and closing balance for the period. The Unit Price shown for the balances is the Net Asset Value (NAV) for the relevant dates. This statement does not show the market price at which you completed a transaction (or the value of your transaction) as this information is not provided to us (as the Issuer). The market price of your transactions should have been provided to you by the sponsoring broker who executed your transactions.

Date	Transaction Type	Transaction Amount (\$)	Transaction Price (\$)	Quantity On/Off	Balance	NAV	Value (\$)
01/01/23	Opening balance				12,926	2.1364	27,615.11
16/05/23	Market movement			-12,926	0	2.1366	0.00
30/06/23	Closing balance				0	2.1299	0.00

Note: The Closing balance shown includes all transfers registered as at close of business on the statement date. Investors should not rely on the balance shown in the statement as being a complete record of their current unitholding and we will not be liable for any financial loss incurred by an investor who relies on the balance shown without making their own adjustments for any transfers relating to transactions which have yet to be registered. Investors should notify us of any discrepancies in this statement.

Distributions Paid During the Period

Set out below is a summary of distributions paid for the period.

Period End Date	Payment Date	Securities Held	Distribution Rate*	Gross Distribution	Tax Withheld	Net Distribution
31/01/23	08/02/23	12,926	\$ 0.0162	\$ 209.40	\$ 0.00	\$ 209.40
28/02/23	08/03/23	12,926	\$ 0.0139	\$ 179.67	\$ 0.00	\$ 179.67
31/03/23	12/04/23	12,926	\$ 0.0150	\$ 193.89	\$ 0.00	\$ 193.89
30/04/23	08/05/23	12,926	\$ 0.0136	\$ 175.79	\$ 0.00	\$ 175.79
TOTAL				\$ 758.75	\$ 0.00	\$ 758.75

*Distribution rates shown have been rounded to 4 decimal places.

Noting that the net distribution amount in the summary above may differ from any distribution amount shown in the Transaction List. This is due to any withholding tax withheld. Please refer to your Distribution Statement for more information.

Metrics Income Opportunities Trust

ABN 37 837 190 973

ARSN 631 320 628

Responsible Entity: The Trust Company (RE Services) Limited | ABN 45 003 278 831 | AFSL 235 150

Investment Manager: Metrics Credit Partners Pty Ltd | ABN 27 150 646 996 | AFSL 416 146

Fees and Costs Summary

Set out below are the approximate amounts which have been deducted from your investment for the period.

Description	Amount
Fees deducted directly from your account	\$ 0.00
This amount has been deducted directly from your account (reflected in the Transaction List on this statement).	
Fees and costs deducted from your investment (i)(ii)	\$ 144.75
This approximate amount has been deducted from your investment and covers amounts that have reduced the return on your investment and that are not reflected as transactions listed on this statement.	
(i) Management costs in respect of Metrics Income Opportunities Trust ("MOT"), are comprised of Management Fee, Responsible Entity fees, estimated recoverable expenses, Manager IEE, indirect costs, and performance fees. The Management Fee and Responsible Entity fee and are paid monthly in arrears from the assets of MOT. The recoverable expenses and Manager IEE are paid when incurred out of MOT's assets. Indirect costs are paid from the Wholesale Funds when incurred.	
(ii) Indirect costs of your investment: this approximate amount has been deducted from your investment and covers amounts that have reduced the return on your investment are not reflected as transactions listed on this statement but are not charged directly to you as a fee. Indirect costs are any amounts that the Responsible Entity knows, reasonably ought to know, or, where required, reasonably estimates, will reduce the MOT's returns that are paid from the assets of any Wholesale Fund or Sub-Trusts in which MOT invests.	
Total fees and costs you paid (iii)	\$ 144.75
(iii) This approximate amount includes all the fees and costs which affected your investment during the period.	

Additional Information

Capitalised terms used in this Periodic Statement have the meaning given to them in the Product Disclosure Statement (PDS). The above is a summary only. You should refer to the PDS, which is available at www.asx.com.au for full details of the fees and costs that you may be charged. You should read all of the information about fees and costs in the PDS because it is important to understand their impact on your investment.

Return on Investment

N/A

This statement does not show your return on investment during the period on an individual basis as the price at which you executed transactions on the securities exchange is not provided to us. You can calculate your investment return using transaction prices provided by the broker who executed the transactions.

MOT returned a net 1 year return of 9.14% for the period ending 30 June 2023. Since inception on 29 April 2019 the Fund has returned on an annualised basis a net return of 8.71%. Full details of the performance of the Fund can be obtained via <https://metrics.com.au/mot>

Note: Past performance is not a reliable indicator of future performance. Assumes participation in Distribution Reinvestment Plan (DRP).

Metrics Income Opportunities Trust

ABN 37 837 190 973

ARSN 631 320 628

Responsible Entity: The Trust Company (RE Services) Limited | ABN 45 003 278 831 | AFSL 235 150

Investment Manager: Metrics Credit Partners Pty Ltd | ABN 27 150 646 996 | AFSL 416 146

Complaints Resolution

The Responsible Entity/Trustee has a formal policy in place for dealing with complaints. In the first instance, your complaint should be in writing to:

Responsible Entity: The Trust Company (RE Services) Limited

Website: perpetual.com.au

By email: MyComplaint@perpetual.com.au

Free call: 1800 022 033

By mail: Client Advocacy Team, GPO Box 4171 Sydney NSW 2001

The Responsible Entity/Trustee will acknowledge the receipt of your complaint with 24 hours (or one business day) of receiving it, or as soon as practicable and aim to resolve your complaint within 30 days although some complaints may take significantly longer to deal with. If you believe your complaint has not been resolved or you are not satisfied with our response, you may refer it to the Australian Financial Complaints Authority (AFCA) which is an external dispute resolution scheme approved by the Australian Securities and Investment Commission.

AFCA may be contacted as follows:

The Manager

Australian Financial Complaints Authority Limited

GPO Box 3 Melbourne VIC 3001

Telephone: 1800 931 678 | Fax: (03) 96136399 | Email: info@afca.org.au

Further Information

If you have any questions or require further information in relation to your holding, please contact our registry, Automic on the details provided at the top of this statement.

You can view, manage and update your Securityholding details through our registry's investor portal, which is available at <https://investor.automic.com.au>

For financial advice in relation to your investment, please contact your Stockbroker, financial planner or tax agent.

This statement is issued by The Trust Company (RE Services) Limited ACN 003 278 831 | AFSL 235 150 as Responsible Entity for the Metrics Income Opportunities Trust.



SMSF AUDIT WORKPAPERS - Cash, Receivables and Other Assets

F

Client name	ST HEAPS FAMILY SUPER FUND	Fin Accounts Prepared by	TANIA CARTER
Client code	STHEAPS	Date prepared	06-Nov-2023
Year ended	30-Jun-2023	Reviewed by	
SRN/HIN	X0049773986	Date reviewed	
Postcode	2001	Back to Cover	

1 Have all appropriate Class Super data feeds (bank and investment) been setup properly?

Yes

Additional Notes:

2 For Class Super bank data feed clients, was there a change of bank accounts during the year?
If yes, please ensure authority forms are completed for the new accounts.

No

Bank audit confirmations are not necessary for those on Class Super. Ensure data feed agrees with ledger balance. For those not on Class Super data feeds, a bank confirmation is necessary if risks are high.

Debit Balance - considered circumstances that caused bank account to be in debit, and was satisfied that no further action was required.

Bank and Term Deposit Accounts

AC No.	Description	GL Account No	Amount
1	Cash at bank - Ord Minnett		15,281.93
2			
3			
4			
5			
6			
7			
8			
9			
10			
Total Cash			15,281.93



SMSF AUDIT WORKPAPERS - Cash, Receivables and Other Assets

F

Client name	ST HEAPS FAMILY SUPER FUND	Fin Accounts Prepared by	TANIA CARTER
Client code	STHEAPS	Date prepared	06-Nov-2023
Year ended	30-Jun-2023	Reviewed by	
SRN/HIN	X0049773986	Date reviewed	
Postcode	2001		Back to Cover

Receivables

- 3 Reviewed deposits after balance date and confirmed that there were receivables (from dividends, trust distributions, income tax refund) and were recorded properly in the accounts at year end.
- 4 Reviewed bank statements and there were no transactions with related parties by the super fund.

Yes
Yes

If yes, details of receivables

Item	Description	GL Account No	Amount
1	Distributions Receivable		7,741.65
2	Current Tax Assets		24,736.84
3	GST Refund		987.29
4			
5			
Total Receivables			33,465.78

Other Assets

- 5 - 7 Reviewed trustee minutes and investments report and confirmed that there were no other investments held apart from publicly listed shares, unlisted shares, managed funds and properties.

Yes

If yes, details of other assets

Item	Description	GL Account No	Amount
1			
2			
Total Other Assets			-

General

- 8 Where appropriate, additions and disposals were supported with external source documents. Reviewed minutes and bank statements and there were no other investments made.
- 9 Reviewed and no external source documentation required since there were no other investments.
- 10 Reviewed and no valuation required since there were no other investments.
- 11 Reviewed and there were no investments in other assets (arms length).
- 12 Reviewed and since there were no investments in other assets, therefore, no disposals.
- 13 Reviewed since there were no investment in other assets. This is consistent with the fund's investment strategy.

ORD MINNETT

CASH TRANSACTION STATEMENT

From 1 July 2022 Through 30 June 2023

St Heaps Investments Pty Ltd

<St Heaps Family S/F A/C>

Date	Description	Debit	Credit	Balance
MEBANK Term Deposit @ 4.50% maturing 25/10/2023				
01-Jul-22	Opening Balance			0.00
28-Apr-23	Purchase - MEBANK Term Deposit @ 4.50% maturing 25/10/2023		100,000.00	100,000.00
30-Jun-23	Closing Balance		100,000.00	100,000.00
Ord Minnett Cash Management Trust				
01-Jul-22	Opening Balance			75,952.30
01-Jul-22	Australia and New Zealand Banking Group Limited - Dividend		1,062.00	77,014.30
04-Jul-22	Macquarie Group Limited - Dividend		4,133.50	81,147.80
05-Jul-22	Qube Holdings Limited - Fixed Interest Floating Rate Notes - Interest		144.45	81,292.25
07-Jul-22	Metrics Credit Partners Wholesale Investment Trust - Distribution		1,351.03	82,643.28
08-Jul-22	Mcp Income Opportunities Trust - Dividend		151.23	82,794.51
13-Jul-22	iShares Core S&P 500 ETF - Distribution		312.64	83,107.15
18-Jul-22	Betashares Asia Technology Tigers ETF - Distribution		438.38	83,545.53
18-Jul-22	BetaShares NASDAQ 100 ETF - Distribution		1,792.57	85,338.10
29-Jul-22	James Hardie Industries PLC - Dividend		352.80	85,690.90
05-Aug-22	Metrics Credit Partners Wholesale Investment Trust - Distribution		1,314.20	87,005.10
08-Aug-22	Mcp Income Opportunities Trust - Dividend		126.67	87,131.77
12-Aug-22	Charter Hall Long WALE REIT - Distribution		509.14	87,640.91
12-Aug-22	Transferred to A/C 148927 - WITHDRAWAL	(1,871.10)		85,769.81
17-Aug-22	PARS Fee 01Jul2022 to 30Sep2022	(2,691.90)		83,077.91
18-Aug-22	ASIC OFFICIAL ADMINISTERED RECEIPTS ACCOUNT; BSB 093-003; a/c 317118 (2291326768523)	(59.00)		83,018.91
23-Aug-22	Transurban Group - Distribution (FY23)		97.10	83,116.01

Adviser Name: Andrew Murray

Location: SYDNEY

Phone No: (02) 8216 6462

Account No: 148927

Ord Minnett Limited AFS Licence 237121 ABN 86 002 733 048 A Market Participant of the Australian Stock Exchange Limited

While Ord Minnett believes that the information contained herein is reliable, no warranty is given as to its accuracy or the accuracy of information or material from other sources and persons who rely on it do so at their own risk. Accordingly you should satisfy yourself as to the correctness or otherwise of the statements contained herein.

ORD MINNETT

CASH TRANSACTION STATEMENT

From 1 July 2022 Through 30 June 2023

St Heaps Investments Pty Ltd

<*St Heaps Family S/F A/C*>

Date	Description	Debit	Credit	Balance
23-Aug-22	Transurban Group - Distribution (FY22)		1,165.20	84,281.21
02-Sep-22	Hotel Property Investments - Distribution		1,628.33	85,909.54
06-Sep-22	Cash Withdrawal - Bght 207 MMS @ 14.4002	(3,046.84)		82,862.70
07-Sep-22	Metrics Credit Partners Wholesale Investment Trust - Distribution		1,650.00	84,512.70
08-Sep-22	Mcp Income Opportunities Trust - Dividend		165.45	84,678.15
16-Sep-22	Endeavour Group Limited - Dividend		175.33	84,853.48
20-Sep-22	NAB Subordinated Notes 2 - Interest		539.17	85,392.65
21-Sep-22	Sonic Healthcare Limited - Dividend		1,353.00	86,745.65
22-Sep-22	BHP Billiton Limited - Dividend		22,300.52	109,046.17
26-Sep-22	Cash Deposit - Sold 5510 ASIA @ 6.6100		36,220.78	145,266.95
27-Sep-22	Woolworths Limited - Dividend		902.06	146,169.01
28-Sep-22	ASX Limited - Dividend		792.00	146,961.01
29-Sep-22	Commonwealth Bank of Australia - Dividend		2,467.50	149,428.51
30-Sep-22	Cash Deposit - Interest		221.71	149,650.22
05-Oct-22	CSL Limited - Dividend		369.24	150,019.46
05-Oct-22	Qube Holdings Limited - Fixed Interest Floating Rate Notes - Interest		203.39	150,222.85
06-Oct-22	Woodside Petroleum Limited - Dividend		2,525.66	152,748.51
10-Oct-22	Metrics Credit Partners Wholesale Investment Trust - Distribution		1,561.11	154,309.62
11-Oct-22	Mcp Income Opportunities Trust - Dividend		161.58	154,471.20
13-Oct-22	iShares Core S&P 500 ETF - Distribution		362.02	154,833.22
14-Oct-22	HUB24 Limited - Dividend		214.38	155,047.60
28-Oct-22	Seven Group Holdings Limited - Dividend		397.21	155,444.81
31-Oct-22	Verus Actuaries Pty Ltd; BSB 012-263; a/c 286181627 (STHEAPSSF)	(110.00)		155,334.81
01-Nov-22	McMillan Shakespeare Limited - Off Market Share Buy-Back (Cash Proceeds of Capital Component of \$0.99 per share)		204.93	155,539.74

Adviser Name: Andrew Murray

Location: SYDNEY

Phone No: (02) 8216 6462

Account No: 148927

Ord Minnett Limited AFS Licence 237121 ABN 86 002 733 048 A Market Participant of the Australian Stock Exchange Limited

While Ord Minnett believes that the information contained herein is reliable, no warranty is given as to its accuracy or the accuracy of information or material from other sources and persons who rely on it do so at their own risk. Accordingly you should satisfy yourself as to the correctness or otherwise of the statements contained herein.

ORD MINNETT

CASH TRANSACTION STATEMENT

From 1 July 2022 Through 30 June 2023

St Heaps Investments Pty Ltd

<St Heaps Family S/F A/C>

Date	Description	Debit	Credit	Balance
01-Nov-22	McMillan Shakespeare Limited - Off Market Share Buy-Back (Dividend Component of \$10.67 per share)		2,208.69	157,748.43
02-Nov-22	Direct Credit (ATO ATO89899043649I001)		1,315.00	159,063.43
07-Nov-22	Metrics Credit Partners Wholesale Investment Trust - Distribution		1,873.75	160,937.18
08-Nov-22	Mcp Income Opportunities Trust - Dividend		182.26	161,119.44
11-Nov-22	Charter Hall Long WALE REIT - Distribution		467.11	161,586.55
17-Nov-22	Bank of Queensland Limited - Dividend		1,213.20	162,799.75
17-Nov-22	PARS Fee 01Oct2022 to 31Dec2022	(2,683.98)		160,115.77
07-Dec-22	Metrics Credit Partners Wholesale Investment Trust - Distribution		1,879.35	161,995.12
08-Dec-22	Mcp Income Opportunities Trust - Dividend		170.62	162,165.74
13-Dec-22	Macquarie Group Limited - Dividend		3,543.00	165,708.74
14-Dec-22	Super Audits; BSB 015-056; a/c 387392386 (St Heaps Fam SF)	(385.00)		165,323.74
15-Dec-22	Australia and New Zealand Banking Group Limited - Dividend		1,164.76	166,488.50
20-Dec-22	NAB Subordinated Notes 2 - Interest		670.34	167,158.84
20-Dec-22	Roach & Bruce Consulting Pty Ltd; BSB 032-024; a/c 229586 (STHEAPS Inv7141)	(2,750.00)		164,408.84
22-Dec-22	Direct Credit (ATO ATO004000017318111)		61,714.20	226,123.04
31-Dec-22	Cash Deposit - Interest		903.94	227,026.98
05-Jan-23	iShares Core S&P 500 ETF - Distribution		284.04	227,311.02
05-Jan-23	Qube Holdings Limited - Fixed Interest Floating Rate Notes - Interest		238.04	227,549.06
09-Jan-23	Metrics Credit Partners Wholesale Investment Trust - Distribution		2,023.68	229,572.74
10-Jan-23	Metrics Income Opportunities Trust - Distribution		202.94	229,775.68
18-Jan-23	BetaShares NASDAQ 100 ETF - Distribution		66.09	229,841.77
07-Feb-23	Metrics Credit Partners Wholesale Investment Trust - Distribution		2,102.06	231,943.83
08-Feb-23	Metrics Income Opportunities Trust - Distribution		209.40	232,153.23
13-Feb-23	Transurban Group - Distribution (FY23)		1,286.58	233,439.81

Adviser Name: Andrew Murray

Location: SYDNEY

Phone No: (02) 8216 6462

Account No: 148927

Ord Minnett Limited AFS Licence 237121 ABN 86 002 733 048 A Market Participant of the Australian Stock Exchange Limited

While Ord Minnett believes that the information contained herein is reliable, no warranty is given as to its accuracy or the accuracy of information or material from other sources and persons who rely on it do so at their own risk. Accordingly you should satisfy yourself as to the correctness or otherwise of the statements contained herein.

ORD MINNETT

CASH TRANSACTION STATEMENT

From 1 July 2022 Through 30 June 2023

St Heaps Investments Pty Ltd

<St Heaps Family S/F A/C>

Date	Description	Debit	Credit	Balance
14-Feb-23	Charter Hall Long WALE REIT - Distribution		467.11	233,906.92
16-Feb-23	PARS Fee 01Jan2023 to 31Mar2023	(2,939.77)		230,967.15
03-Mar-23	Hotel Property Investments - Distribution		1,454.43	232,421.58
07-Mar-23	Metrics Credit Partners Wholesale Investment Trust - Distribution		1,905.75	234,327.33
08-Mar-23	Metrics Income Opportunities Trust - Distribution		179.67	234,507.00
20-Mar-23	NAB Subordinated Notes 2 - Interest		706.65	235,213.65
20-Mar-23	Endeavour Group Limited - Dividend		325.61	235,539.26
22-Mar-23	Sonic Healthcare Limited - Dividend		947.10	236,486.36
29-Mar-23	ASX Limited - Dividend		766.92	237,253.28
30-Mar-23	BHP Group Limited - Dividend		11,916.82	249,170.10
30-Mar-23	Commonwealth Bank of Australia - Dividend		2,467.50	251,637.60
31-Mar-23	Cash Deposit - Interest		1,549.69	253,187.29
05-Apr-23	Qube Holdings Limited - Fixed Interest Floating Rate Notes - Interest		248.08	253,435.37
05-Apr-23	Woodside Energy Group Ltd - Dividend		3,401.80	256,837.17
05-Apr-23	CSL Limited - Dividend		340.51	257,177.68
11-Apr-23	Metrics Credit Partners Wholesale Investment Trust - Distribution		2,122.66	259,300.34
12-Apr-23	Metrics Income Opportunities Trust - Distribution		193.89	259,494.23
13-Apr-23	Woolworths Limited - Dividend		782.92	260,277.15
17-Apr-23	iShares Core S&P 500 ETF - Distribution		319.91	260,597.06
18-Apr-23	HUB24 Limited - Dividend		240.10	260,837.16
28-Apr-23	Cash Withdrawal - Purchase - MEBANK Term Deposit @ 4.50% maturing 25/10/2023	(100,000.00)		160,837.16
01-May-23	Cash Withdrawal - Bght 4215 STO @ 7.0797	(30,005.13)		130,832.03
05-May-23	Seven Group Holdings Limited - Dividend		397.21	131,229.24
08-May-23	Transfer to account 1298594 - Mrs Barbara Jean St Heaps - Pension FY23	(80,724.00)		50,505.24
08-May-23	Metrics Income Opportunities Trust - Distribution		175.79	50,681.03

Adviser Name: Andrew Murray

Location: SYDNEY

Phone No: (02) 8216 6462

Account No: 148927

Ord Minnett Limited AFS Licence 237121 ABN 86 002 733 048 A Market Participant of the Australian Stock Exchange Limited

While Ord Minnett believes that the information contained herein is reliable, no warranty is given as to its accuracy or the accuracy of information or material from other sources and persons who rely on it do so at their own risk. Accordingly you should satisfy yourself as to the correctness or otherwise of the statements contained herein.

ORD MINNETT

CASH TRANSACTION STATEMENT

From 1 July 2022 Through 30 June 2023

St Heaps Investments Pty Ltd

<St Heaps Family S/F A/C>

Date	Description	Debit	Credit	Balance
08-May-23	Metrics Credit Partners Wholesale Investment Trust - Distribution		2,048.71	52,729.74
15-May-23	Charter Hall Long WALE REIT - Distribution		467.11	53,196.85
17-May-23	Cash Deposit - Sold 12926 MOT @ 2.0400		26,341.54	79,538.39
17-May-23	Cash Deposit - Sold 200 NABPE @ 101.1000		20,192.50	99,730.89
17-May-23	Cash Deposit - Sold 140 QUBHA @ 101.0100		14,113.90	113,844.79
17-May-23	Direct Debit (ORD MINNETT LTD ORDS000852ANZ FRN)	(100,000.00)		13,844.79
22-May-23	PARS Fee 01Apr2023 to 30Jun2023	(3,060.27)		10,784.52
01-Jun-23	Bank of Queensland Limited - Dividend		1,011.00	11,795.52
07-Jun-23	Metrics Credit Partners Wholesale Investment Trust - Distribution		2,211.97	14,007.49
20-Jun-23	NAB Subordinated Notes 2 - Interest		489.79	14,497.28
30-Jun-23	Cash Deposit - Interest		784.65	15,281.93
30-Jun-23	Closing Balance	(330,326.99)	269,656.62	15,281.93

Adviser Name: Andrew Murray

Location: SYDNEY

Phone No: (02) 8216 6462

Account No: 148927

Ord Minnett Limited AFS Licence 237121 ABN 86 002 733 048 A Market Participant of the Australian Stock Exchange Limited

While Ord Minnett believes that the information contained herein is reliable, no warranty is given as to its accuracy or the accuracy of information or material from other sources and persons who rely on it do so at their own risk. Accordingly you should satisfy yourself as to the correctness or otherwise of the statements contained herein.

Client name	ST HEAPS FAMILY SUPER FUND	Fin Accounts Prepared by	TANIA CARTER
Client code	STHEAPS	Date prepared	06-Nov-2023
Year ended	30-Jun-2023	Reviewed by	
SRN/HIN	X0049773986	Date reviewed	
Postcode	2001	Back to Cover	

1 Income Tax Reconciliation

Attach a tax reconciliation report. Tax reconciliation was reviewed to ensure that tax details are correct and agreed DTA/DTL. *Please note that for super funds predominantly in pension phase, DTA and DTL should be nil.*

2 Tax Receipts and Payments

Attach ATO portal printouts for ITA and ICA
Reviewed tax payments and receipts and agreed to the ATO portal

3 Deducted Members Contribution

Were there member deducted contributions during the financial year? *If yes, please ensure that members meet conditions of acceptance and that members' election and trustees' acknowledgement under s290-170 have been documented in financial account*

No

4,5,6 Calculations

Reviewed tax WP, tax rec and tax return - correct application of Tax Laws
Expenses were recorded correctly
Refer to attached tax reconciliation report

St Heaps Family Super Fund

Tax Accounting Reconciliation

For the period 1 July 2022 to 30 June 2023

Operating Statement Profit vs. Provision for Income Tax		2023
		\$
Benefits Accrued as a Result of Operations before Income Tax		162,560.36
<u>ADD:</u>		
Franking Credits		26,675.88
Pension Non-deductible Expenses		13,048.12
Pensions Paid		80,724.00
<u>LESS:</u>		
Increase in Market Value		145,007.68
Realised Capital Gains		2,931.53
Pension Exempt Income		115,787.00
Distributed Capital Gains		2,355.78
Non-Taxable Income		3,671.94
Rounding		1.43
Taxable Income or Loss		13,253.00
	Income Amount	Tax Amount
Gross Tax @ 15% for Concessional Income	13,253.00	1,987.95
Gross Tax @ 45% for Net Non-Arm's Length Income	0.00	0.00
No-TFN Quoted Contributions @ 32%	0.00	0.00
Change in Carried Forward Losses	0.00	0.00
Provision for Income Tax		1,987.95

Provision for Income Tax vs. Income Tax Expense

Provision for Income Tax		1,987.95
<u>ADD:</u>		
Excessive Foreign Tax Credit Writeoff		372.00
<u>LESS:</u>		
Franking Credits		26,675.88
Income Tax Expense		(24,315.93)

Provision for Income Tax vs. Income Tax Payable

Provision for Income Tax		1,987.95
<u>ADD:</u>		
Excessive Foreign Tax Credit Writeoff		372.00
<u>LESS:</u>		
Franking Credits		26,675.88
Foreign Tax Credits		420.91
Income Tax Payable (Receivable)		(24,736.84)

St Heaps Family Super Fund

Tax Accounting Reconciliation

For the period 1 July 2022 to 30 June 2023

Exempt Current Pension Income Settings

Pension Exempt % (Actuarial)	88.3800%
Pension Exempt % (Expenses)	88.3800%
Assets Segregated For Pensions	No

St Heaps Family Super Fund
Investment Income Summary
For the period 1 July 2022 to 30 June 2023

Total Income	Add			Less					Taxable Income (excluding Capital Gains)	Indexed Capital Gains *	Discounted Capital Gains *	Other Capital Gains *	CGT Concession Amount *	
	Franking Credits	Foreign Credits	TFN Credits	Tax Free	Tax Exempt	Tax Deferred	Distributed Capital Gains	GST						
<u>Bank</u>														
Cash at Bank - Ord Minnett														
3,459.99	0.00	0.00	0.00	0.00	0.00	0.00	0.00	0.00	0.00	3,459.99	0.00	0.00	0.00	0.00
3,459.99	0.00	0.00	0.00	0.00	0.00	0.00	0.00	0.00	0.00	3,459.99	0.00	0.00	0.00	0.00
<u>Listed Securities Market</u>														
ASX Limited (ASX:ASX)														
1,558.92	668.11	0.00	0.00	0.00	0.00	0.00	0.00	0.00	0.00	2,227.03	0.00	0.00	0.00	0.00
Australia And New Zealand Banking Group Limited (ASX:ANZ)														
2,226.76	954.32	0.00	0.00	0.00	0.00	0.00	0.00	0.00	0.00	3,181.08	0.00	0.00	0.00	0.00
Bank Of Queensland Limited. (ASX:BOQ)														
2,224.20	953.23	0.00	0.00	0.00	0.00	0.00	0.00	0.00	0.00	3,177.43	0.00	0.00	0.00	0.00
Betashares Nasdaq 100 ETF - Exchange Traded Fund Units Fully Paid (ASX:NDQ)														
1,733.21	0.00	80.66	0.00	0.00	0.00	0.00	1,576.32	0.00	0.00	237.55	0.00	788.16	0.00	788.16
BHP Group Limited (ASX:BHP)														
34,217.34	14,664.58	0.00	0.00	0.00	0.00	0.00	0.00	0.00	0.00	48,881.92	0.00	0.00	0.00	0.00
Charter Hall Long Wale REIT - Fully Paid Units Stapled Securities (ASX:CLW)														
1,868.44	0.00	0.00	0.00	0.00	1,040.48	0.00	347.76	0.00	0.00	480.20	0.00	173.88	0.00	173.88
Commonwealth Bank Of Australia. (ASX:CBA)														
4,935.00	2,115.00	0.00	0.00	0.00	0.00	0.00	0.00	0.00	0.00	7,050.00	0.00	0.00	0.00	0.00
CSL Limited (ASX:CSL)														
709.75	15.82	0.00	0.00	0.00	0.00	0.00	0.00	0.00	0.00	725.57	0.00	0.00	0.00	0.00
Endeavour Group Limited - Ordinary Fully Paid Deferred Settlement (ASX:EDV)														
500.94	214.69	0.00	0.00	0.00	0.00	0.00	0.00	0.00	0.00	715.63	0.00	0.00	0.00	0.00
Hotel Property Investments - Stapled Security Fully Paid (ASX:HPI)														
2,940.48	0.00	0.00	0.00	0.00	0.00	1,143.66	283.98	0.00	0.00	1,512.84	0.00	141.99	0.00	141.99
Hub24 Limited (ASX:HUB)														
454.48	194.78	0.00	0.00	0.00	0.00	0.00	0.00	0.00	0.00	649.26	0.00	0.00	0.00	0.00
Ishares S&P 500 ETF - Exchange Traded Fund Units Fully Paid (ASX:IVV)														

St Heaps Family Super Fund
Investment Income Summary
For the period 1 July 2022 to 30 June 2023

Total Income	Add			Less					Taxable Income (excluding Capital Gains)	Indexed Capital Gains *	Discounted Capital Gains *	Other Capital Gains *	CGT Concession Amount *
	Franking Credits	Foreign Credits	TFN Credits	Tax Free	Tax Exempt	Tax Deferred	Distributed Capital Gains	GST					
1,391.68	0.00	222.65	0.00	0.00	0.00	0.00	139.82	0.00	1,474.51	0.00	69.91	0.00	69.91
James Hardie Industries PLC - Chess Depository Interests 1:1 (ASX:JHX)													
352.80	0.00	117.60	0.00	0.00	0.00	0.00	0.00	0.00	470.40	0.00	0.00	0.00	0.00
Macquarie Group Limited (ASX:MQG)													
7,676.50	1,315.97	0.00	0.00	0.00	0.00	0.00	0.00	0.00	8,992.47	0.00	0.00	0.00	0.00
Mcmillan Shakespeare Limited (ASX:MMS)													
2,208.69	946.58	0.00	0.00	0.00	0.00	0.00	0.00	0.00	3,155.27	0.00	0.00	0.00	0.00
Mcp Income Opportunities Trust - Ordinary Units Fully Paid (ASX:MOT)													
1,768.27	0.00	0.00	0.00	0.00	0.00	0.00	0.00	0.00	1,768.27	0.00	0.00	0.00	0.00
Metrics Credit Partners Wholesale Investment Trust													
22,908.12	0.00	0.00	0.00	0.00	0.00	0.00	0.00	0.00	22,908.12	0.00	0.00	0.00	0.00
National Australia Bank Limited - Capital Notes Deferred Settlement (ASX:NABPE)													
2,405.95	0.00	0.00	0.00	0.00	0.00	0.00	0.00	0.00	2,405.95	0.00	0.00	0.00	0.00
Qube Holdings Limited - Hybrid 3-Bbsw+3.90% 05-10-23 Sub Cum (ASX:QUBHA)													
833.96	0.00	0.00	0.00	0.00	0.00	0.00	0.00	0.00	833.96	0.00	0.00	0.00	0.00
Seven Group Holdings Limited (ASX:SVW)													
794.42	340.46	0.00	0.00	0.00	0.00	0.00	0.00	0.00	1,134.88	0.00	0.00	0.00	0.00
Sonic Healthcare Limited (ASX:SHL)													
2,300.10	985.76	0.00	0.00	0.00	0.00	0.00	0.00	0.00	3,285.86	0.00	0.00	0.00	0.00
Transurban Group - Ordinary Shares/Units Fully Paid Triple Stapled (ASX:TCL)													
2,864.46	44.10	0.00	0.00	0.00	1,487.80	0.00	7.90	0.00	1,412.86	0.00	3.95	0.00	3.95
Woodside Energy Group Ltd (ASX:WDS)													
5,927.46	2,540.34	0.00	0.00	0.00	0.00	0.00	0.00	0.00	8,467.80	0.00	0.00	0.00	0.00
Woolworths Limited (ASX:WOW)													
1,684.98	722.14	0.00	0.00	0.00	0.00	0.00	0.00	0.00	2,407.12	0.00	0.00	0.00	0.00
106,486.91	26,675.88	420.91	0.00	0.00	2,528.28	1,143.66	2,355.78	0.00	127,555.98	0.00	1,177.89	0.00	1,177.89
109,946.90	26,675.88	420.91	0.00	0.00	2,528.28	1,143.66	2,355.78	0.00	131,015.97	0.00	1,177.89	0.00	1,177.89

St Heaps Family Super Fund
Investment Income Summary
For the period 1 July 2022 to 30 June 2023

Total Income	Add			Less					Taxable Income (excluding Capital Gains)	Indexed Capital Gains *	Discounted Capital Gains *	Other Capital Gains *	CGT Concession Amount *
	Franking Credits	Foreign Credits	TFN Credits	Tax Free	Tax Exempt	Tax Deferred	Distributed Capital Gains	GST					

* Distributed capital gains components correspond to the cash amount received. You should refer to Realised Capital Gains or Distribution Reconciliation Reports for tax and capital gain reporting purpose.

St Heaps Family Super Fund
Realised Capital Gains
For the period from 1 July 2022 to 30 June 2023

	Accounting Treatment					Taxation Treatment					
	Quantity	Proceeds	Excess Tax Value*	Original Cost	Accounting Profit/(Loss)	Cost Base Calculation		Capital Gains Calculation			
						Adjusted	Reduced	Indexation	Discounted	Other	Deferred
<u>Listed Derivatives Market</u>											
ANZR (ASX:ANZR)											
25/08/2022	Sale	99.00	0.00	0.00		0.00			0.00		
		99.00	0.00	0.00		0.00			0.00	0.00	
Listed Derivatives Market Total			0.00	0.00		0.00			0.00	0.00	
<u>Listed Securities Market</u>											
ANZ Group Holdings Limited - Ordinary Fully Paid Deferred Settlement (ASX:ANZDA)											
03/01/2023	Sale	99.00	1,871.10	1,871.10	0.00	1,871.10			0.00		
03/01/2023	Sale	1,475.00	39,977.22	39,977.22	0.00	39,977.22			0.00		
		1,574.00	41,848.32	41,848.32	0.00	41,848.32			0.00	0.00	
Australia And New Zealand Banking Group Limited (ASX:ANZ)											
03/01/2023	Sale	99.00	1,871.10	1,871.10	0.00	1,871.10			0.00		
03/01/2023	Sale	1,475.00	39,977.22	39,977.22	0.00	39,977.22			0.00		
		1,574.00	41,848.32	41,848.32	0.00	41,848.32			0.00	0.00	
Betashares ASIA Technology Tigers ETF - Exchange Traded Fund Units Fully Paid (ASX:ASIA)											
21/09/2022	Sale	5,510.00	36,234.44	29,961.88	6,272.56	27,815.27		8,419.17			
		5,510.00	36,234.44	29,961.88	6,272.56	27,815.27		8,419.17		0.00	
Betashares Nasdaq 100 ETF - Exchange Traded Fund Units Fully Paid (ASX:NDQ)											
30/06/2023	Dist	0.00	0.00	0.00				1,516.23			
30/06/2023	Dist	0.00	0.00	0.00				60.11			
		0.00	0.00	0.00				1,576.34		0.00	
Charter Hall Long Wale REIT - Fully Paid Units Stapled Securities (ASX:CLW)											
30/06/2023	Dist	0.00	0.00	0.00				86.94			
30/06/2023	Dist	0.00	0.00	0.00				86.94			
30/06/2023	Dist	0.00	0.00	0.00				86.94			
30/06/2023	Dist	0.00	0.00	0.00				86.94			
		0.00	0.00	0.00				347.76		0.00	

St Heaps Family Super Fund
Realised Capital Gains
For the period from 1 July 2022 to 30 June 2023

		Accounting Treatment				Taxation Treatment							
		Quantity	Proceeds	Excess Tax Value*	Original Cost	Accounting Profit/(Loss)	Cost Base Calculation		Capital Gains Calculation				
							Adjusted	Reduced	Indexation	Discounted	Other	Deferred	Capital Loss
<u>Listed Securities Market</u>													
Hotel Property Investments - Stapled Security Fully Paid (ASX:HPI)													
30/06/2023	Dist	0.00	0.00		0.00					283.97			
		0.00	0.00		0.00					283.97		0.00	
Ishares S&P 500 ETF - Exchange Traded Fund Units Fully Paid (ASX:IVV)													
07/12/2022	Sale	825.00	19,953.44		19,953.44	0.00	19,953.44			0.00			
07/12/2022	Sale	1,425.00	35,679.63		35,679.63	0.00	35,679.63			0.00			
30/06/2023	Dist	0.00	0.00		0.00					139.82			
		2,250.00	55,633.07		55,633.07	0.00	55,633.07			139.82		0.00	
Ishares S&P 500 ETF - Ishares S&P 500 ETF Deferred Settlement (ASX:IVVDB)													
13/12/2022	Sale	825.00	19,953.44		19,953.44	0.00	19,953.44			0.00			
13/12/2022	Sale	1,425.00	35,679.63		35,679.63	0.00	35,679.63			0.00			
		2,250.00	55,633.07		55,633.07	0.00	55,633.07			0.00		0.00	
Mcmillan Shakespeare Limited (ASX:MMS)													
24/10/2022	Sale	207.00	320.85	115.92	3,042.34	(2,837.41)		3,042.34					2,721.49
		207.00	320.85	115.92	3,042.34	(2,837.41)		3,042.34				0.00	2,721.49
Mcp Income Opportunities Trust - Ordinary Units Fully Paid (ASX:MOT)													
15/05/2023	Sale	12,926.00	26,343.42		26,847.04	(503.62)		26,847.04					503.62
		12,926.00	26,343.42		26,847.04	(503.62)		26,847.04				0.00	503.62
National Australia Bank Limited - Capital Notes Deferred Settlement (ASX:NABPE)													
15/05/2023	Sale	200.00	20,194.38		20,520.98	(326.60)							
		200.00	20,194.38		20,520.98	(326.60)						0.00	
Qube Holdings Limited - Hybrid 3-Bbsw+3.90% 05-10-23 Sub Cum (ASX:QUBHA)													
15/05/2023	Sale	140.00	14,115.78		14,824.81	(709.03)							
		140.00	14,115.78		14,824.81	(709.03)						0.00	
Transurban Group - Ordinary Shares/Units Fully Paid Triple Stapled (ASX:TCL)													
30/06/2023	Dist	0.00	0.00		0.00					7.89			
		0.00	0.00		0.00					7.89		0.00	
Listed Securities Market Total			292,171.65	115.92	290,159.83	1,895.90	222,778.05	29,889.38		10,774.95	0.00	0.00	3,225.11

St Heaps Family Super Fund
Realised Capital Gains
For the period from 1 July 2022 to 30 June 2023

Grand Total	292,171.65	115.92	290,159.83	1,895.90	222,778.05	29,889.38	10,774.95	0.00	0.00	3,225.11
--------------------	------------	--------	------------	----------	------------	-----------	-----------	------	------	----------

* Where there is an Excess Tax Value Amount, the Accounting Profit/(Loss) figure takes account of this. Accounting Profit/(Loss) equals Proceeds less Excess Tax Value less Original Cost.

St Heaps Family Super Fund
Realised Capital Gains
For the period from 1 July 2022 to 30 June 2023

Capital Gains Tax Return Summary

	Indexation	Discount	Other	Deferred	Total Capital Gains	Capital Losses
Current Year Capital Gains						
Shares & Units - Listed Shares	0.00	0.00	0.00	0.00	0.00	2,721.00
Shares & Units - Other Shares	0.00	0.00	0.00	0.00	0.00	0.00
Shares & Units - Listed Trusts	0.00	8,419.00	0.00	0.00	8,419.00	503.00
Shares & Units - Other Units	0.00	0.00	0.00	0.00	0.00	0.00
Australian Real Estate	0.00	0.00	0.00	0.00	0.00	0.00
Other Real Estate	0.00	0.00	0.00	0.00	0.00	0.00
Collectables	0.00	0.00	0.00	0.00	0.00	0.00
Other CGT Assets & Other CGT Events	0.00	0.00	0.00	0.00	0.00	0.00
Distributed Capital Gains from Trusts	0.00	2,355.00	0.00	0.00	2,355.00	0.00
	0.00	10,774.00	0.00	0.00	10,774.00	3,224.00
Capital Losses Applied						
Current Year	0.00	3,224.00	0.00	0.00	3,224.00	
Prior Years	0.00	7,550.00	0.00	0.00	7,550.00	
	0.00	10,774.00	0.00	0.00	10,774.00	
Net Capital Gains						
Net Gain after applying losses	0.00	0.00	0.00	0.00	0.00	
Discount applicable		0.00				
Net Gain after applying discount	0.00	0.00	0.00	0.00	0.00	

ORD MINNETT

INVESTMENT INCOME RECEIVED ANNUAL TAX SUMMARY

From 1 July 2022 Through 30 June 2023

St Heaps Investments Pty Ltd

<St Heaps Family S/F A/C>

	Cash Distribution	Tax Paid/Offsets	Taxable Income
Australian Income			
Franked Dividends	62,243.68	26,675.88	88,919.56
Unfranked Dividends	5,278.73	0.00	5,278.73
Interest	26,202.55	0.00	26,202.55
Other Income	8,433.73	0.00	8,433.73
Rental Income	0.00	0.00	0.00
Non-Primary Production Income (A)	102,158.69	26,675.88	128,834.57
Capital Gains			
Discounted Capital Gain	1,177.89	0.00	1,177.89
CGT Other	0.00	0.00	0.00
CGT Concession	1,177.89	0.00	0.00
Distributed Capital Gain (B)	2,355.78	0.00	1,177.89
Foreign Income			
Assessable Foreign Income	1,878.03	303.31	2,181.34
Total Foreign Income (C)	1,878.03	303.31	2,181.34
Cash Distribution Sub Total (A + B + C)	106,392.50		

Adviser Name: Andrew Murray
Location: SYDNEY
Phone No: (02) 8216 6462
Account No: 148927

Ord Minnett Limited AFS Licence 237121 ABN 86 002 733 048 A Market Participant of the Australian Stock Exchange Limited

While Ord Minnett believes that the information contained herein is reliable, no warranty is given as to its accuracy or the accuracy of information or material from other sources and persons who rely on it do so at their own risk. Accordingly you should satisfy yourself as to the correctness or otherwise of the statements contained herein.

ORD MINNETT

INVESTMENT INCOME RECEIVED ANNUAL TAX SUMMARY

From 1 July 2022 Through 30 June 2023

St Heaps Investments Pty Ltd

<St Heaps Family S/F A/C>

	Cash Distribution	Tax Paid/Offsets	Taxable Income
Other Non-assessable Amounts			
Tax Free	0.00		
Tax Deferred	1,143.66		
Return of Capital	0.00		
Other Non Taxable	2,528.27		
Gross Cash Distribution	110,064.43		
Other deductions from distributions			
TFN Amounts Deducted	0.00		
Non Resident Withholding Tax	117.60		
Net Cash Distribution	109,946.83		
AMIT Cost Base Adjustment and Gross Up			
AMIT Cost Base Adjustment	(2,528.27)		
AMIT Gross Up	0.00		

Adviser Name: Andrew Murray
Location: SYDNEY
Phone No: (02) 8216 6462
Account No: 148927

Ord Minnett Limited AFS Licence 237121 ABN 86 002 733 048 A Market Participant of the Australian Stock Exchange Limited

While Ord Minnett believes that the information contained herein is reliable, no warranty is given as to its accuracy or the accuracy of information or material from other sources and persons who rely on it do so at their own risk. Accordingly you should satisfy yourself as to the correctness or otherwise of the statements contained herein.

ORD MINNETT

INVESTMENT INCOME RECEIVED (ANNUAL TAX)

From 1 July 2022 Through 30 June 2023

St Heaps Investments Pty Ltd

<St Heaps Family S/F A/C>

Units	Taxable Date	Franked Dividend	Imputation Credit	Other Income	Foreign Income	Discount Capital Gain	CGT Concession	Total Taxable	Tax Deferred	Return of Capital	Gross Income	Non - Res W/Holding	AMIT CBA
		Unfranked Dividend	Rental Income	Interest	Foreign Tax Credits	Capital Gain Other	Capital Gain Tax Credits		Tax Free	LIC Capital	Other Non Taxable	TFN Amounts	AMIT CGU
DISTRIBUTIONS													
CLW - CHARTER HALL LONG WALE REIT													
6,673	29-Sep-22			120.05		43.47	43.47	163.52			206.99		(260.12)
											260.12		
6,673	29-Dec-22			120.05		43.47	43.47	163.52			206.99		(260.12)
											260.12		
6,673	30-Mar-23			120.05		43.47	43.47	163.52			206.99		(260.12)
											260.12		
6,673	29-Jun-23			120.05		43.47	43.47	163.52			206.99		(260.12)
											260.12		
Sub Total				480.20		173.88	173.88	654.08			827.96		(1,040.48)
											1,040.48		

Adviser Name: Andrew Murray

Location: SYDNEY

Phone No: (02) 8216 6462

Account No: 148927

* As at the ex-dividend date, this security has been held for less than 45 days. Please review this transaction as the investor may not be entitled to any imputation credit.

Ord Minnett Limited AFS Licence 237121 ABN 86 002 733 048 A Market Participant of the Australian Stock Exchange Limited

While Ord Minnett believes that the information contained herein is reliable, no warranty is given as to its accuracy or the accuracy of information or material from other sources and persons who rely on it do so at their own risk. Accordingly you should satisfy yourself as to the correctness or otherwise of the statements contained herein.

ORD MINNETT

INVESTMENT INCOME RECEIVED (ANNUAL TAX)

From 1 July 2022 Through 30 June 2023

St Heaps Investments Pty Ltd

<St Heaps Family S/F A/C>

Units	Taxable Date	Franked Dividend	Imputation Credit	Other Income	Foreign Income	Discount Capital Gain	CGT Concession	Total Taxable	Tax Deferred	Return of Capital	Gross Income	Non - Res W/Holding	AMIT CBA	
		Unfranked Dividend	Rental Income	Interest	Foreign Tax Credits	Capital Gain Other	Capital Gain Tax Credits			Tax Free	LIC Capital	Other Non Taxable	TFN Amounts	AMIT CGU
HPI - HOTEL PROPERTY														
15,809	29-Dec-22			815.54			141.99	141.99	961.64	350.80		1,454.43		
				4.11										
15,809	29-Jun-23			689.87				693.18	792.86		1,486.04			
				3.31										
Sub Total				1,505.41			141.99	141.99	1,654.82	1,143.66		2,940.47		
Sub Total				7.42										
IVV - ISHARES S&P 500 ETF														
150	03-Oct-22							427.94			427.94			
								65.92						
2,250	21-Dec-22							340.23			340.23			
				0.02										
2,250	03-Apr-23							376.60			376.60			
				0.05										
2,250	30-Jun-23							399.64			469.55			
				0.09										
Sub Total					1,251.69		69.91	69.91	1,544.41			1,614.32		
Sub Total				0.16	222.65									

Adviser Name: Andrew Murray

Location: SYDNEY

Phone No: (02) 8216 6462

Account No: 148927

* As at the ex-dividend date, this security has been held for less than 45 days. Please review this transaction as the investor may not be entitled to any imputation credit.

Ord Minnett Limited AFS Licence 237121 ABN 86 002 733 048 A Market Participant of the Australian Stock Exchange Limited

While Ord Minnett believes that the information contained herein is reliable, no warranty is given as to its accuracy or the accuracy of information or material from other sources and persons who rely on it do so at their own risk. Accordingly you should satisfy yourself as to the correctness or otherwise of the statements contained herein.

ORD MINNETT

INVESTMENT INCOME RECEIVED (ANNUAL TAX)

From 1 July 2022 Through 30 June 2023

St Heaps Investments Pty Ltd

<St Heaps Family S/F A/C>

Units	Taxable Date	Franked Dividend	Imputation Credit	Other Income	Foreign Income	Discount Capital Gain	CGT Concession	Total Taxable	Tax Deferred	Return of Capital	Gross Income	Non - Res W/Holding	AMIT CBA
		Unfranked Dividend	Rental Income	Interest	Foreign Tax Credits	Capital Gain Other	Capital Gain Tax Credits			LIC Capital	Other Non Taxable	TFN Amounts	AMIT CGU
METRICS - METRICS CREDIT PARTNERS WHOLESALE INVESTMENT TRUST													
279,311	31-Jul-22			310.56				1,314.20			1,314.20		
				1,003.64									
279,311	31-Aug-22			389.91				1,650.00			1,650.00		
				1,260.09									
279,311	30-Sep-22			368.91				1,561.11			1,561.11		
				1,192.20									
279,311	31-Oct-22			442.79				1,873.75			1,873.75		
				1,430.96									
279,311	30-Nov-22			444.11				1,879.35			1,879.35		
				1,435.24									
279,311	31-Dec-22			478.22				2,023.68			2,023.68		
				1,545.46									
279,311	31-Jan-23			496.74				2,102.06			2,102.06		
				1,605.32									
279,311	28-Feb-23			450.35				1,905.75			1,905.75		
				1,455.40									
279,311	31-Mar-23			501.61				2,122.66			2,122.66		
				1,621.05									
279,311	30-Apr-23			484.13				2,048.71			2,048.71		
				1,564.58									

Adviser Name: Andrew Murray

Location: SYDNEY

Phone No: (02) 8216 6462

Account No: 148927

* As at the ex-dividend date, this security has been held for less than 45 days. Please review this transaction as the investor may not be entitled to any imputation credit.

Ord Minnett Limited AFS Licence 237121 ABN 86 002 733 048 A Market Participant of the Australian Stock Exchange Limited

While Ord Minnett believes that the information contained herein is reliable, no warranty is given as to its accuracy or the accuracy of information or material from other sources and persons who rely on it do so at their own risk. Accordingly you should satisfy yourself as to the correctness or otherwise of the statements contained herein.

ORD MINNETT

INVESTMENT INCOME RECEIVED (ANNUAL TAX)

From 1 July 2022 Through 30 June 2023

St Heaps Investments Pty Ltd

<St Heaps Family S/F A/C>

Units	Taxable Date	Franked Dividend	Imputation Credit	Other Income	Foreign Income	Discount Capital Gain	CGT Concession	Total Taxable	Tax Deferred	Return of Capital	Gross Income	Non - Res W/Holding	AMIT CBA
		Unfranked Dividend	Rental Income	Interest	Foreign Tax Credits	Capital Gain Other	Capital Gain Tax Credits		Tax Free	LIC Capital	Other Non Taxable	TFN Amounts	AMIT CGU
279,311	31-May-23			522.71				2,211.96			2,211.96		
				1,689.25									
279,311	30-Jun-23			523.40				2,214.88			2,214.88		
				1,691.48									
Sub Total				5,413.44				22,908.11			22,908.11		
Sub Total				17,494.67									

Adviser Name: Andrew Murray

Location: SYDNEY

Phone No: (02) 8216 6462

Account No: 148927

* As at the ex-dividend date, this security has been held for less than 45 days. Please review this transaction as the investor may not be entitled to any imputation credit.

Ord Minnett Limited AFS Licence 237121 ABN 86 002 733 048 A Market Participant of the Australian Stock Exchange Limited

While Ord Minnett believes that the information contained herein is reliable, no warranty is given as to its accuracy or the accuracy of information or material from other sources and persons who rely on it do so at their own risk. Accordingly you should satisfy yourself as to the correctness or otherwise of the statements contained herein.

ORD MINNETT

INVESTMENT INCOME RECEIVED (ANNUAL TAX)

From 1 July 2022 Through 30 June 2023

St Heaps Investments Pty Ltd

<St Heaps Family S/F A/C>

Units	Taxable Date	Franked Dividend	Imputation Credit	Other Income	Foreign Income	Discount Capital Gain	CGT Concession	Total Taxable	Tax Deferred	Return of Capital	Gross Income	Non - Res W/Holding	AMIT CBA	
		Unfranked Dividend	Rental Income	Interest	Foreign Tax Credits	Capital Gain Other	Capital Gain Tax Credits			Tax Free	LIC Capital	Other Non Taxable	TFN Amounts	AMIT CGU
MOT - METRICS INCOME														
12,926	29-Jul-22			26.43				126.67			126.67			
				100.24										
12,926	31-Aug-22			34.52				165.45			165.45			
				130.93										
12,926	03-Oct-22			33.72				161.58			161.58			
				127.86										
12,926	31-Oct-22			38.03				182.26			182.26			
				144.23										
12,926	30-Nov-22			35.60				170.62			170.62			
				135.02										
12,926	30-Dec-22			42.35				202.94			202.94			
				160.59										
12,926	31-Jan-23			43.69				209.40			209.40			
				165.71										
12,926	28-Feb-23			37.49				179.67			179.67			
				142.18										
12,926	31-Mar-23			40.46				193.89			193.89			
				153.43										
12,926	28-Apr-23			36.68				175.79			175.79			
				139.11										

Adviser Name: Andrew Murray

Location: SYDNEY

Phone No: (02) 8216 6462

Account No: 148927

* As at the ex-dividend date, this security has been held for less than 45 days. Please review this transaction as the investor may not be entitled to any imputation credit.

Ord Minnett Limited AFS Licence 237121 ABN 86 002 733 048 A Market Participant of the Australian Stock Exchange Limited

While Ord Minnett believes that the information contained herein is reliable, no warranty is given as to its accuracy or the accuracy of information or material from other sources and persons who rely on it do so at their own risk. Accordingly you should satisfy yourself as to the correctness or otherwise of the statements contained herein.

ORD MINNETT

INVESTMENT INCOME RECEIVED (ANNUAL TAX)

From 1 July 2022 Through 30 June 2023

St Heaps Investments Pty Ltd

<St Heaps Family S/F A/C>

Units	Taxable Date	Franked Dividend	Imputation Credit	Other Income	Foreign Income	Discount Capital Gain	CGT Concession	Total Taxable	Tax Deferred	Return of Capital	Gross Income	Non - Res W/Holding	AMIT CBA
		Unfranked Dividend	Rental Income	Interest	Foreign Tax Credits	Capital Gain Other	Capital Gain Tax Credits		Tax Free	LIC Capital	Other Non Taxable	TFN Amounts	AMIT CGU
Sub Total				368.97				1,768.27			1,768.27		
Sub Total				1,399.30									
NABPE - CAP NOTE 3-BBSW+2.20% 20-09-28 CUM RED T-09-23													
530	20-Sep-22							539.17			539.17		
				539.17									
530	20-Dec-22							670.34			670.34		
				670.34									
530	20-Mar-23							706.65			706.65		
				706.65									
330	20-Jun-23							489.79			489.79		
				489.79									
Sub Total								2,405.95			2,405.95		
Sub Total				2,405.95									

Adviser Name: Andrew Murray

Location: SYDNEY

Phone No: (02) 8216 6462

Account No: 148927

* As at the ex-dividend date, this security has been held for less than 45 days. Please review this transaction as the investor may not be entitled to any imputation credit.

Ord Minnett Limited AFS Licence 237121 ABN 86 002 733 048 A Market Participant of the Australian Stock Exchange Limited

While Ord Minnett believes that the information contained herein is reliable, no warranty is given as to its accuracy or the accuracy of information or material from other sources and persons who rely on it do so at their own risk. Accordingly you should satisfy yourself as to the correctness or otherwise of the statements contained herein.

ORD MINNETT

INVESTMENT INCOME RECEIVED (ANNUAL TAX)

From 1 July 2022 Through 30 June 2023

St Heaps Investments Pty Ltd

<St Heaps Family S/F A/C>

Units	Taxable Date	Franked Dividend	Imputation Credit	Other Income	Foreign Income	Discount Capital Gain	CGT Concession	Total Taxable	Tax Deferred	Return of Capital	Gross Income	Non - Res W/Holding	AMIT CBA
		Unfranked Dividend	Rental Income	Interest	Foreign Tax Credits	Capital Gain Other	Capital Gain Tax Credits		Tax Free	LIC Capital	Other Non Taxable	TFN Amounts	AMIT CGU
NDQ - BETASHARES NASDAQ100													
2,130	03-Jan-23				5.95	30.05	30.05	39.12			69.17		
				0.04	3.08								
2,130	30-Jun-23			0.01	149.99	758.11	758.11	986.59			1,744.70		
				0.90	77.58								
Sub Total				0.01	155.94	788.16	788.16	1,025.71			1,813.87		
Sub Total				0.94	80.66								
OMMCMT - ORD MINNETT CASH MANAGEMENT TRUST													
149,650	30-Sep-22							221.71			221.71		
				221.71									
227,027	31-Dec-22							903.94			903.94		
				903.94									
253,187	31-Mar-23							1,549.69			1,549.69		
				1,549.69									
15,282	30-Jun-23							784.65			784.65		
				784.65									
Sub Total								3,459.99			3,459.99		
Sub Total				3,459.99									

Adviser Name: Andrew Murray

Location: SYDNEY

Phone No: (02) 8216 6462

Account No: 148927

* As at the ex-dividend date, this security has been held for less than 45 days. Please review this transaction as the investor may not be entitled to any imputation credit.

Ord Minnett Limited AFS Licence 237121 ABN 86 002 733 048 A Market Participant of the Australian Stock Exchange Limited

While Ord Minnett believes that the information contained herein is reliable, no warranty is given as to its accuracy or the accuracy of information or material from other sources and persons who rely on it do so at their own risk. Accordingly you should satisfy yourself as to the correctness or otherwise of the statements contained herein.

ORD MINNETT

INVESTMENT INCOME RECEIVED (ANNUAL TAX)

From 1 July 2022 Through 30 June 2023

St Heaps Investments Pty Ltd

<St Heaps Family S/F A/C>

Units	Taxable Date	Franked Dividend	Imputation Credit	Other Income	Foreign Income	Discount Capital Gain	CGT Concession	Total Taxable	Tax Deferred	Return of Capital	Gross Income	Non - Res W/Holding	AMIT CBA
		Unfranked Dividend	Rental Income	Interest	Foreign Tax Credits	Capital Gain Other	Capital Gain Tax Credits		Tax Free	LIC Capital	Other Non Taxable	TFN Amounts	AMIT CGU
QUBHA - HYBRID 3-BBSW+3.90% 05-10-23 SUB CUM													
140	05-Jul-22			144.45				144.45			144.45		
140	05-Oct-22			203.39				203.39			203.39		
140	05-Jan-23			238.04				238.04			238.04		
140	05-Apr-23			248.08				248.08			248.08		
Sub Total								833.96			833.96		
Sub Total				833.96									
TCL - TRANSURBAN GROUP													
4,855	23-Aug-22	97.10	41.61					138.71			138.71		
4,855	29-Dec-22			329.42				642.31			642.31		(644.26)
				312.89							644.26		
4,855	29-Jun-23	5.79	2.49	336.28		3.95	3.95	635.78			639.73		(843.53)
				287.27							843.53		
Sub Total				102.89	44.10	665.70	3.95	3.95	1,416.80		1,420.75		(1,487.79)
Sub Total				600.16							1,487.79		

Adviser Name: Andrew Murray

Location: SYDNEY

Phone No: (02) 8216 6462

Account No: 148927

* As at the ex-dividend date, this security has been held for less than 45 days. Please review this transaction as the investor may not be entitled to any imputation credit.

Ord Minnett Limited AFS Licence 237121 ABN 86 002 733 048 A Market Participant of the Australian Stock Exchange Limited

While Ord Minnett believes that the information contained herein is reliable, no warranty is given as to its accuracy or the accuracy of information or material from other sources and persons who rely on it do so at their own risk. Accordingly you should satisfy yourself as to the correctness or otherwise of the statements contained herein.

ORD MINNETT

INVESTMENT INCOME RECEIVED (ANNUAL TAX)

From 1 July 2022 Through 30 June 2023

St Heaps Investments Pty Ltd

<St Heaps Family S/F A/C>

Units	Taxable Date	Franked Dividend	Imputation Credit	Other Income	Foreign Income	Discount Capital Gain	CGT Concession	Total Taxable	Tax Deferred	Return of Capital	Gross Income	Non - Res W/Holding	AMIT CBA
		Unfranked Dividend	Rental Income	Interest	Foreign Tax Credits	Capital Gain Other	Capital Gain Tax Credits		Tax Free	LIC Capital	Other Non Taxable	TFN Amounts	AMIT CGU
Distributions Total		102.89	44.10	8,433.73	1,407.63	1,177.89	1,177.89	37,672.10	1,143.66		39,993.65		(2,528.27)
				26,202.55	303.31						2,528.27		

Adviser Name: Andrew Murray

Location: SYDNEY

Phone No: (02) 8216 6462

Account No: 148927

* As at the ex-dividend date, this security has been held for less than 45 days. Please review this transaction as the investor may not be entitled to any imputation credit.

Ord Minnett Limited AFS Licence 237121 ABN 86 002 733 048 A Market Participant of the Australian Stock Exchange Limited

While Ord Minnett believes that the information contained herein is reliable, no warranty is given as to its accuracy or the accuracy of information or material from other sources and persons who rely on it do so at their own risk. Accordingly you should satisfy yourself as to the correctness or otherwise of the statements contained herein.

ORD MINNETT

INVESTMENT INCOME RECEIVED (ANNUAL TAX)

From 1 July 2022 Through 30 June 2023

St Heaps Investments Pty Ltd

<St Heaps Family S/F A/C>

Units	Taxable Date	Franked Dividend	Imputation Credit	Other Income	Foreign Income	Discount Capital Gain	CGT Concession	Total Taxable	Tax Deferred	Return of Capital	Gross Income	Non - Res W/Holding	AMIT CBA	
		Unfranked Dividend	Rental Income	Interest	Foreign Tax Credits	Capital Gain Other	Capital Gain Tax Credits			Tax Free	LIC Capital	Other Non Taxable	TFN Amounts	AMIT CGU
DIVIDENDS														
ANZ - ANZ GROUP HOLDINGS														
*	1,475	01-Jul-22	1,062.00	455.14				1,517.14			1,517.14			
	1,574	15-Dec-22	1,164.76	499.18				1,663.94			1,663.94			
	Sub Total		2,226.76	954.32				3,181.08			3,181.08			
ASX - ASX LIMITED														
	660	28-Sep-22	792.00	339.43				1,131.43			1,131.43			
	660	29-Mar-23	766.92	328.68				1,095.60			1,095.60			
	Sub Total		1,558.92	668.11				2,227.03			2,227.03			
BHP - BHP GROUP LIMITED														
	8,739	22-Sep-22	22,300.51	9,557.37				31,857.88			31,857.88			
	8,739	30-Mar-23	11,916.82	5,107.21				17,024.03			17,024.03			
	Sub Total		34,217.33	14,664.58				48,881.91			48,881.91			

Adviser Name: Andrew Murray

Location: SYDNEY

Phone No: (02) 8216 6462

Account No: 148927

* As at the ex-dividend date, this security has been held for less than 45 days. Please review this transaction as the investor may not be entitled to any imputation credit.

Ord Minnett Limited AFS Licence 237121 ABN 86 002 733 048 A Market Participant of the Australian Stock Exchange Limited

While Ord Minnett believes that the information contained herein is reliable, no warranty is given as to its accuracy or the accuracy of information or material from other sources and persons who rely on it do so at their own risk. Accordingly you should satisfy yourself as to the correctness or otherwise of the statements contained herein.

ORD MINNETT

INVESTMENT INCOME RECEIVED (ANNUAL TAX)

From 1 July 2022 Through 30 June 2023

St Heaps Investments Pty Ltd

<St Heaps Family S/F A/C>

Units	Taxable Date	Franked Dividend	Imputation Credit	Other Income	Foreign Income	Discount Capital Gain	CGT Concession	Total Taxable	Tax Deferred	Return of Capital	Gross Income	Non - Res W/Holding	AMIT CBA
		Unfranked Dividend	Rental Income	Interest	Foreign Tax Credits	Capital Gain Other	Capital Gain Tax Credits		Tax Free	LIC Capital	Other Non Taxable	TFN Amounts	AMIT CGU
BOQ - BANK OF QUEENSLAND.													
5,055	17-Nov-22	1,213.20	519.94					1,733.14			1,733.14		
5,055	01-Jun-23	1,011.00	433.29					1,444.29			1,444.29		
Sub Total		2,224.20	953.23					3,177.43			3,177.43		
CBA - COMMONWEALTH BANK.													
1,175	29-Sep-22	2,467.50	1,057.50					3,525.00			3,525.00		
1,175	30-Mar-23	2,467.50	1,057.50					3,525.00			3,525.00		
Sub Total		4,935.00	2,115.00					7,050.00			7,050.00		
CSL - CSL LIMITED													
210	05-Oct-22	36.93	15.82					385.07			385.07		
		332.32											
210	05-Apr-23	340.51						340.51			340.51		
Sub Total		36.93	15.82					725.58			725.58		
Sub Total		672.83											

Adviser Name: Andrew Murray

Location: SYDNEY

Phone No: (02) 8216 6462

Account No: 148927

* As at the ex-dividend date, this security has been held for less than 45 days. Please review this transaction as the investor may not be entitled to any imputation credit.

Ord Minnett Limited AFS Licence 237121 ABN 86 002 733 048 A Market Participant of the Australian Stock Exchange Limited

While Ord Minnett believes that the information contained herein is reliable, no warranty is given as to its accuracy or the accuracy of information or material from other sources and persons who rely on it do so at their own risk. Accordingly you should satisfy yourself as to the correctness or otherwise of the statements contained herein.

ORD MINNETT

INVESTMENT INCOME RECEIVED (ANNUAL TAX)

From 1 July 2022 Through 30 June 2023

St Heaps Investments Pty Ltd

<St Heaps Family S/F A/C>

Units	Taxable Date	Franked Dividend	Imputation Credit	Other Income	Foreign Income	Discount Capital Gain	CGT Concession	Total Taxable	Tax Deferred	Return of Capital	Gross Income	Non - Res W/Holding	AMIT CBA
		Unfranked Dividend	Rental Income	Interest	Foreign Tax Credits	Capital Gain Other	Capital Gain Tax Credits		Tax Free	LIC Capital	Other Non Taxable	TFN Amounts	AMIT CGU
EDV - ENDEAVOUR													
	2,277	16-Sep-22	175.33	75.14				250.47			250.47		
	2,277	20-Mar-23	325.61	139.55				465.16			465.16		
	Sub Total		500.94	214.69				715.63			715.63		
HUB - HUB24 LTD													
	1,715	14-Oct-22	214.37	91.88				306.25			306.25		
	1,715	18-Apr-23	240.10	102.90				343.00			343.00		
	Sub Total		454.47	194.78				649.25			649.25		
JHX - JAMES HARDIE INDUST													
*	1,120	29-Jul-22			470.40			470.40			470.40	117.60	
	Sub Total				470.40			470.40			470.40	117.60	

Adviser Name: Andrew Murray

Location: SYDNEY

Phone No: (02) 8216 6462

Account No: 148927

* As at the ex-dividend date, this security has been held for less than 45 days. Please review this transaction as the investor may not be entitled to any imputation credit.

Ord Minnett Limited AFS Licence 237121 ABN 86 002 733 048 A Market Participant of the Australian Stock Exchange Limited

While Ord Minnett believes that the information contained herein is reliable, no warranty is given as to its accuracy or the accuracy of information or material from other sources and persons who rely on it do so at their own risk. Accordingly you should satisfy yourself as to the correctness or otherwise of the statements contained herein.

ORD MINNETT

INVESTMENT INCOME RECEIVED (ANNUAL TAX)

From 1 July 2022 Through 30 June 2023

St Heaps Investments Pty Ltd

<St Heaps Family S/F A/C>

Units	Taxable Date	Franked Dividend	Imputation Credit	Other Income	Foreign Income	Discount Capital Gain	CGT Concession	Total Taxable	Tax Deferred	Return of Capital	Gross Income	Non - Res W/Holding	AMIT CBA
		Unfranked Dividend	Rental Income	Interest	Foreign Tax Credits	Capital Gain Other	Capital Gain Tax Credits		Tax Free	LIC Capital	Other Non Taxable	TFN Amounts	AMIT CGU
MMS - MCMILLAN SHAKESPEARE													
	01-Nov-22	2,208.69	946.58					3,155.27			3,155.27		
Sub Total		2,208.69	946.58					3,155.27			3,155.27		
MQG - MACQUARIE GROUP LTD													
1,181	04-Jul-22	1,653.40	708.60					4,842.10			4,842.10		
			2,480.10										
1,181	13-Dec-22	1,417.20	607.37					4,150.37			4,150.37		
			2,125.80										
Sub Total		3,070.60	1,315.97					8,992.47			8,992.47		
Sub Total		4,605.90											
SHL - SONIC HEALTHCARE													
2,255	21-Sep-22	1,353.00	579.86					1,932.86			1,932.86		
2,255	22-Mar-23	947.10	405.90					1,353.00			1,353.00		
Sub Total		2,300.10	985.76					3,285.86			3,285.86		

Adviser Name: Andrew Murray

Location: SYDNEY

Phone No: (02) 8216 6462

Account No: 148927

* As at the ex-dividend date, this security has been held for less than 45 days. Please review this transaction as the investor may not be entitled to any imputation credit.

Ord Minnett Limited AFS Licence 237121 ABN 86 002 733 048 A Market Participant of the Australian Stock Exchange Limited

While Ord Minnett believes that the information contained herein is reliable, no warranty is given as to its accuracy or the accuracy of information or material from other sources and persons who rely on it do so at their own risk. Accordingly you should satisfy yourself as to the correctness or otherwise of the statements contained herein.

ORD MINNETT

INVESTMENT INCOME RECEIVED (ANNUAL TAX)

From 1 July 2022 Through 30 June 2023

St Heaps Investments Pty Ltd

<St Heaps Family S/F A/C>

Units	Taxable Date	Franked Dividend	Imputation Credit	Other Income	Foreign Income	Discount Capital Gain	CGT Concession	Total Taxable	Tax Deferred	Return of Capital	Gross Income	Non - Res W/Holding	AMIT CBA
		Unfranked Dividend	Rental Income	Interest	Foreign Tax Credits	Capital Gain Other	Capital Gain Tax Credits		Tax Free	LIC Capital	Other Non Taxable	TFN Amounts	AMIT CGU
SVW - SEVEN GROUP HOLDINGS													
	1,727	28-Oct-22	397.21	170.23				567.44			567.44		
	1,727	05-May-23	397.21	170.23				567.44			567.44		
Sub Total			794.42	340.46				1,134.88			1,134.88		
WDS - WOODSIDE ENERGY													
	1,579	06-Oct-22	2,525.65	1,082.43				3,608.08			3,608.08		
	1,579	05-Apr-23	3,401.80	1,457.91				4,859.71			4,859.71		
Sub Total			5,927.45	2,540.34				8,467.79			8,467.79		
WOW - WOOLWORTHS GROUP LTD													
	1,702	27-Sep-22	902.06	386.60				1,288.66			1,288.66		
	1,702	13-Apr-23	782.92	335.54				1,118.46			1,118.46		
Sub Total			1,684.98	722.14				2,407.12			2,407.12		

Adviser Name: Andrew Murray

Location: SYDNEY

Phone No: (02) 8216 6462

Account No: 148927

* As at the ex-dividend date, this security has been held for less than 45 days. Please review this transaction as the investor may not be entitled to any imputation credit.

Ord Minnett Limited AFS Licence 237121 ABN 86 002 733 048 A Market Participant of the Australian Stock Exchange Limited

While Ord Minnett believes that the information contained herein is reliable, no warranty is given as to its accuracy or the accuracy of information or material from other sources and persons who rely on it do so at their own risk. Accordingly you should satisfy yourself as to the correctness or otherwise of the statements contained herein.

ORD MINNETT

INVESTMENT INCOME RECEIVED (ANNUAL TAX)

From 1 July 2022 Through 30 June 2023

St Heaps Investments Pty Ltd

<St Heaps Family S/F A/C>

Units	Taxable Date	Franked Dividend	Imputation Credit	Other Income	Foreign Income	Discount Capital Gain	CGT Concession	Total Taxable	Tax Deferred	Return of Capital	Gross Income	Non - Res W/Holding	AMIT CBA
		Unfranked Dividend	Rental Income	Interest	Foreign Tax Credits	Capital Gain Other	Capital Gain Tax Credits		Tax Free	LIC Capital	Other Non Taxable	TFN Amounts	AMIT CGU
Dividends Total		62,140.79 5,278.73	26,631.78		470.40			94,521.70			94,521.70	117.60	

TOTAL		62,243.68 5,278.73	26,675.88	8,433.73 26,202.55	1,878.03 303.31	1,177.89	1,177.89	132,193.80	1,143.66		134,515.35 2,528.27	117.60	(2,528.27)
--------------	--	-----------------------	-----------	-----------------------	--------------------	----------	----------	------------	----------	--	------------------------	--------	------------

Adviser Name: Andrew Murray

Location: SYDNEY

Phone No: (02) 8216 6462

Account No: 148927

* As at the ex-dividend date, this security has been held for less than 45 days. Please review this transaction as the investor may not be entitled to any imputation credit.

Ord Minnett Limited AFS Licence 237121 ABN 86 002 733 048 A Market Participant of the Australian Stock Exchange Limited

While Ord Minnett believes that the information contained herein is reliable, no warranty is given as to its accuracy or the accuracy of information or material from other sources and persons who rely on it do so at their own risk. Accordingly you should satisfy yourself as to the correctness or otherwise of the statements contained herein.

ORD MINNETT

REALISED CAPITAL GAINS

From 1 July 2022 Through 30 June 2023

St Heaps Investments Pty Ltd
<St Heaps Family S/F A/C>

Purchase Date	Sale Date	Quantity	Capital Proceeds	Cost	Indexed Cost Base	Gross Gain / Loss	Discounted Gain	Indexed Gain	Net Gain / Loss
ASIA - BETA ASIATECH TIGERS									
21 Jan 2019	21 Sep 2022	5,510	36,220.78	32,119.67	0.00	4,101.11	2,734.07	0.00	2,734.07
SubTotal		5,510	36,220.78	32,119.67	0.00	4,101.11	2,734.07	0.00	2,734.07
MMS - MCMILLAN SHAKESPEARE									
02 Sep 2022	01 Nov 2022	207	320.85	3,046.84	0.00	(2,725.99)	0.00	0.00	(2,725.99)
SubTotal		207	320.85	3,046.84	0.00	(2,725.99)	0.00	0.00	(2,725.99)
MOT - METRICS INCOME									
04 Feb 2020	15 May 2023	9,695	19,757.17	19,999.20	0.00	(242.03)	0.00	0.00	(242.03)
25 Feb 2022	15 May 2023	3,231	6,584.37	6,849.72	0.00	(265.35)	0.00	0.00	(265.35)
SubTotal		12,926	26,341.54	26,848.92	0.00	(507.38)	0.00	0.00	(507.38)
NABPE - NATIONAL AUST. BANK									
03 May 2019	15 May 2023	40	4,038.50	4,104.39	0.00	(65.89)	0.00	0.00	(65.89)
10 Jan 2020	15 May 2023	160	16,154.00	16,328.98	0.00	(174.98)	0.00	0.00	(174.98)
SubTotal		200	20,192.50	20,433.37	0.00	(240.87)	0.00	0.00	(240.87)
QUBHA - HYBRID 3-BBSW+3.90% 05-10-23 SUB CUM									
28 Jun 2018	15 May 2023	140	14,113.90	14,825.75	0.00	(711.85)	0.00	0.00	(711.85)
SubTotal		140	14,113.90	14,825.75	0.00	(711.85)	0.00	0.00	(711.85)
TOTAL			97,189.57	97,274.55	0.00	(84.98)	2,734.07	0.00	(1,452.02)

Adviser Name: Andrew Murray
Location: SYDNEY
Phone No: (02) 8216 6462
Account No: 148927

Ord Minnett Limited AFS Licence 237121 ABN 86 002 733 048 A Market Participant of the Australian Stock Exchange Limited

While Ord Minnett believes that the information contained herein is reliable, no warranty is given as to its accuracy or the accuracy of information or material from other sources and persons who rely on it do so at their own risk. Accordingly you should satisfy yourself as to the correctness or otherwise of the statements contained herein.

ORD MINNETT

REALISED OPTIONS PROFIT & LOSS

From 1 July 2022 Through 30 June 2023

St Heaps Investments Pty Ltd
<*St Heaps Family S/F A/C*>

Security	Description	Purchase Date	Sale Date	Quantity	Purchase Cost	Sale Proceeds	Net Profit / Loss
<hr/> TOTAL <hr/> <hr/>							

This report details your realised options profit and loss activity so you can consider how to handle appropriately for your tax return. Previously this information appeared in the Realised Capital Gains statement.

Please refer to the Transaction Statement for the tax component breakdown of the purchase costs and sale proceeds (Brokerage, ACH Fee & GST).

Adviser Name: Andrew Murray
Location: SYDNEY
Phone No: (02) 8216 6462
Account No: 148927

Ord Minnett Limited AFS Licence 237121 ABN 86 002 733 048 A Market Participant of the Australian Stock Exchange Limited

While Ord Minnett believes that the information contained herein is reliable, no warranty is given as to its accuracy or the accuracy of information or material from other sources and persons who rely on it do so at their own risk. Accordingly you should satisfy yourself as to the correctness or otherwise of the statements contained herein.

St Heaps Family Super Fund
ABN: 89 899 043 649
Activity Statement Preparation Report - Detail
For the period 1 July 2022 to 30 June 2023

GST Detail

Description	Return Item	Gross (Inc GST)	GST
<i>Income (GST Collected)</i>			
<u>Sales Detail</u>			
QUBHA Interest Payment		144.45	0.00
QUBHA Interest Payment		203.39	0.00
Interest		221.71	0.00
QUBHA Interest Payment		248.08	0.00
QUBHA Interest Payment		238.04	0.00
Interest		1,549.69	0.00
Interest		903.94	0.00
Interest		784.65	0.00
Total Sales	G1	4,293.95	0.00
<u>Export Sales Detail</u>			
Nil			
Export Sales	G2		
<u>Other GST-Free Sales Detail</u>			
Other GST-Free Sales	G3		
Total GST Collect on Sales	1A		0.00
<i>Outgoings (GST Paid)</i>			
<u>Capital Purchases Detail</u>			
Nil			
Capital Purchases	G10		
<u>Non-Capital Purchases Detail</u>			
Purchase of 207 of MMS @ \$14.400193		66.00	4.50
PARS Fee 01Jul2022 to 30Sep2022		2,691.90	183.54
Sale of 5510 units of ASIA @ \$6.61		200.32	13.66
ASIC OFFICIAL ADMINISTERED RECEIPTS ACCOUNT, BSB 0		59.00	0.00
Purchase of 4215 of STO @ \$7.079715		164.13	11.19
Sale of 140 units of QUBHA @ \$101.01		27.50	1.88
Sale of 12926 units of MOT @ \$2.04		27.50	1.88
Sale of 200 units of NABPE @ \$101.10		27.50	1.88
Verus Actuaries Pty Ltd, BSB 012-263, a/c 28618162		110.00	7.50
Super Audits, BSB 015-056, a/c 387392386 (St Heaps		385.00	0.00
Roach & Bruce Consulting Pty Ltd, BSB 032-024, a/c		275.00	0.00
Roach & Bruce Consulting Pty Ltd, BSB 032-024, a/c		2,475.00	168.75
PARS Fee 1Oct2022 to 31Dec2022		2,683.98	183.00
PARS Fee 1Jan2023 to 31Mar2023		2,939.77	200.44
PARS Fee 1Apr2023 to 30Jun2023		3,060.27	208.66
SMSF Supervisory Levy 2023		259.00	0.00
Non-Capital Purchases	G11	15,451.87	986.88
Total GST Paid on Purchases	1B		986.88

St Heaps Family Super Fund
ABN: 89 899 043 649
Activity Statement Preparation Report - Detail
For the period 1 July 2022 to 30 June 2023

PAYG Withholding Tax Detail

Description	Return Item	Gross	Tax Withheld
-------------	-------------	-------	--------------

Benefit Payment Detail

Barbara St Heaps

		<hr/>	0.00
Total Benefit Payments	W1		
Amounts withheld from benefit payments (W1)	W2		0.00
Total Amounts Withheld	W5		0.00



Agent ROACH & BRUCE CONSULTING
P/L
Client ST HEAPS FAMILY SUPER FUND
ABN 89 899 043 649

Print activity statement

Account	Period	Document ID	GST accounting method
Activity statement – 001 – ST HEAPS FAMILY SUPER FUND	Jul 2022 – Jun 2023	47822944399	Cash

Receipt ID 8841017053
Date lodged 06 November 2023
Payment due date 15 May 2024

Statement summary

Description	Reported Value	Owed to ATO	Owed by ATO
Goods and services tax (GST)			
1A Owed to ATO		\$0.00	
1B Owed by ATO			\$987.00
G1 Total sales	\$0.00		
Does this include GST?	No		
1H Owed by ATO			\$0.00

Total amount available

\$987.00 CR

We will refund the credit from this activity statement to your nominated bank account.

If you owe other tax debts or obligations, this may be used to offset them.

Breakdown of this activity statement lodgment

GST	\$987.00 CR
Activity statement result	\$987.00 CR

Your new activity statement account balance

Account balance before lodgment	\$0.00
Activity statement result	\$987.00 CR
Account balance after lodgment	\$987.00 CR

as at 10:07 AM AEDT 6 November 2023

Account balances may:

Include amounts that are either

- > not yet due and payable
- > under an existing payment plan
- > under dispute.

Not include amounts that are either

- > related to **outstanding** activity statements
- > interest and penalties including any general interest charges accrued due to outstanding amounts not yet applied
- > from payments **submitted but not yet processed**
- > relating to credits held in other accounts, such as GST property credits.

Refunds:

- > may be used to offset any other tax debts or obligations you owe
- > are usually issued **within 12-business days**.

BPAY®



Biller code 75556
Ref 898990436497760

Telephone and Internet Banking - BPAY®

Contact your bank or financial institution to make this payment from your cheque, savings, debit or credit card account.

For more information see www.bpay.com.au

Australia Post

Payment can be made in person at Australia Post outlets with cash, cheque or money order using the barcode below.

Payment reference number
898990436497760



*171 898990436497760



Income tax 551

Date generated	08 September 2023
Overdue	\$0.00
Not yet due	\$0.00
Balance	\$0.00

Transactions

4 results found - from **08 September 2021** to **08 September 2023** sorted by **processed date** ordered **newest to oldest**

Processed date	Effective date	Description	Debit (DR)	Credit (CR)	Balance
19 Dec 2022	22 Dec 2022	EFT refund for Income Tax for the period from 01 Jul 21 to 30 Jun 22	\$61,714.20		\$0.00
14 Dec 2022	14 Dec 2022	Tax return Self Man Superfund - Income Tax for the period from 01 Jul 21 to 30 Jun 22		\$61,714.20	\$61,714.20 CR
14 Dec 2021	17 Dec 2021	EFT refund for Income Tax for the period from 01 Jul 20 to 30 Jun 21	\$15,156.73		\$0.00
14 Dec 2021	14 Dec 2021	Tax return Self Man Superfund - Income Tax for the period from 01 Jul 20 to 30 Jun 21		\$15,156.73	\$15,156.73 CR



Activity statement 001

Date generated	08 September 2023
Overdue	\$0.00
Not yet due	\$0.00
Balance	\$0.00

Transactions

4 results found - from **08 September 2021** to **08 September 2023** sorted by **processed date** ordered **newest to oldest**

Processed date	Effective date	Description	Debit (DR)	Credit (CR)	Balance
28 Oct 2022	15 May 2023	Original Activity Statement for the period ending 30 Jun 22 - GST		\$1,315.00	\$0.00
28 Oct 2022	2 Nov 2022	EFT refund for GST for the period from 01 Jul 21 to 30 Jun 22	\$1,315.00		\$1,315.00 DR
14 Dec 2021	16 May 2022	Original Activity Statement for the period ending 30 Jun 21 - GST		\$948.00	\$0.00
14 Dec 2021	17 Dec 2021	EFT refund for GST for the period from 01 Jul 20 to 30 Jun 21	\$948.00		\$948.00 DR



Australian Government
Australian Taxation Office

Year to date revenue product summary report 2022/2023

Client Name ST HEAPS FAMILY SUPER FUND
Last Updated 02/09/2023
TFN 864723030

Net amounts applicable for the year to date.

Description	ICA001 Total (\$)
Fringe benefits tax instalments	
Wine equalisation tax	
Deferred company/fund instalments	
Pay as you go income tax instalments	
Pay as you go income tax withholding	
Luxury car tax	
Goods and services tax	0.00
Goods and services tax instalments	0.00
Goods and services return	0.00
Fuel tax credit	

Total clients for this tax agent : 1

Metrics Income Opportunities Trust | ARSN 631 320 628

Responsible Entity: The Trust Company (RE Services) Limited | ABN 45 003 278 831 | AFSL 235 150
 Investment Manager: Metrics Credit Partners Pty Ltd ABN 27 150 646 996 | AFSL 416 146

2023 Tax Statement

Attribution Managed Investment Trust (AMIT)
 Member Annual Statement (AMMA Statement)

ST HEAPS INVESTMENTS PTY LTD
 <ST HEAPS FAMILY S/F A/C>
 C/-ORD MINNETT LTD-PARS DEPT
 GPO BOX 5274
 SYDNEY NSW 2001

Your details (Part A)

Holder Number

X****773986

Summary of Key Information

Date: 17-Jul-2023
 Year Ended: 30-Jun-2023
 TFN/ABN Status: Quoted
 ASX Code: MOT

Dear Unitholder,

This AMMA Statement has been prepared to assist you with completion of your Australian Income Tax Return for the year ended 30 June 2023. Please retain this statement for taxation purposes.

Please note that if any of your details displayed above are incorrect, please log in to your investor portal account and update your details online or contact our registry.

Distributions Paid for the 2023 tax year

Description	Gross Distribution	Tax Withheld	Net Distribution
Distribution – period end 31 July 2022	\$126.67	\$0.00	\$126.67
Distribution – period end 31 August 2022	\$165.45	\$0.00	\$165.45
Distribution – period end 30 September 2022	\$161.58	\$0.00	\$161.58
Distribution – period end 31 October 2022	\$182.26	\$0.00	\$182.26
Distribution – period end 30 November 2022	\$170.62	\$0.00	\$170.62
Distribution – period end 31 December 2022	\$202.94	\$0.00	\$202.94
Distribution – period end 31 January 2023	\$209.40	\$0.00	\$209.40
Distribution – period end 28 February 2023	\$179.67	\$0.00	\$179.67
Distribution – period end 31 March 2023	\$193.89	\$0.00	\$193.89
Distribution – period end 30 April 2023	\$175.79	\$0.00	\$175.79
Distribution – period end 31 May 2023	\$0.00	\$0.00	\$0.00
Distribution – period end 30 June 2023	\$0.00	\$0.00	\$0.00
Total	\$1,768.27	\$0.00	\$1,768.27



Please support your fund now and make the switch to online communications and instantly enjoy the benefits - quick, secure and easy. Scan the QR code to visit: investor.automic.com.au

Tax Return Information

Summary of 2023 Tax Return Items (Part B)

Description	Amount	Tax Return Reference
Table 1 – Partnerships and trusts – Primary production		
Share of net income from trusts		13L
Other deductions relating to amounts shown at share of net income from trusts		13X
Table 2 – Partnership and trusts – Non-primary production		
Share of net income from trusts, less net capital gains, foreign income and franked distributions	\$1,768.27	13U
Franked distributions from trusts		13C
Other deductions relating to non-primary production income		13Y
Table 3 – Share of credits from income and tax offsets		
Share of credit for tax withheld where Australian business number not quoted		13P
Share of franking credit from franked dividends		13Q
Share of credit for tax file number amounts withheld from interest, dividends and unit trust distributions		13R
Share of credit for tax paid by trustee		13S
Share of credit for foreign resident withholding amounts (excluding capital gains)		13A
Share of National rental affordability scheme tax offset		13B
Early stage venture capital limited partnership: current year tax offset		T7K
Early stage investor: current year tax offset		T8L
Other refundable tax offsets: Exploration credits		T9 (code E)
Table 4 – Capital gains		
Net capital gain		18A
Total current year capital gains		18H
Credit for foreign resident capital gains withholding amounts		18X
Table 5 – Foreign entities		
CFC income		19K
Transferor trust income		19B
Table 6 – Foreign source income and foreign assets or property		
Assessable foreign source income		20E
Net foreign rent		20R
Other net foreign source income		20M
Australian franking credits from a New Zealand franking company		20F
Foreign income tax offset		20O
Table 7 – Other income		
Category 4 rebates		24V

Component Information (Part C)

Description	Cash Distribution	Franking Credits / Tax Offsets	Attributed Amount	Tax Return Reference
Table 1 – Australian income				
Interest	\$1,399.30		\$1,399.30	-
Dividends				-
Dividends: unfranked amount declared to be CFI				-
Dividends: unfranked amount not declared to be CFI				-
Dividends: less LIC capital gain deduction				-
Other assessable Australian income	\$368.97		\$368.97	-
NCMI – Non-primary production				-
Excluded from NCMI – Non-primary production				-
Non-primary production income (A)	\$1,768.27		\$1,768.27	13U
NCMI – Primary production				-
Excluded from NCMI – Primary Production				-
Primary production Income (B)				13L
Dividends: Franked amount (Franked distributions) (X)				13C/13Q



Please support your fund now and make the switch to online communications and instantly enjoy the benefits - quick, secure and easy. Scan the QR code to visit: investor.automic.com.au



Description	Cash Distribution	Franking Credits / Tax Offsets	Attributed Amount	Tax Return Reference
Table 2 – Capital gains				
Capital gains discount – Taxable Australian property				-
Capital gains discount – Non-taxable Australian property				-
Capital gains other – Taxable Australian property				-
Capital gains other – Non-taxable Australian property				-
NCMI capital gains				-
Excluded from NCMI capital gains				-
Net capital gain				18A
AMIT CGT gross up amount				-
Other capital gains distribution				-
Total current year capital gains (C)				18H
Table 3 – Foreign income				
Other net foreign source income				20M/200
Net foreign rent				20R
Assessable foreign source income				20E
Australian franking credits from a New Zealand franking company				20F
CFC income				19K
Transferor trust income				19B
Total foreign income (D)				-
Table 4 – Tax offsets				
Franking credit tax offset				13Q
Foreign income tax offset				200
Total tax offsets (E)				-
Table 5 – Other non-assessable amounts and cost base details				
Net exempt income				
Non-assessable non-exempt amount (F)				
Other non-attributable amounts				
Gross cash distribution (G)				
AMIT cost base net amount – excess (decrease)				
AMIT cost base net amount – shortfall (increase)				
Table 6 – Other amounts deducted from trust distributions				
Amounts withheld	\$0.00			-
Other expenses				13Y
Credit for foreign resident capital gains withholding amounts				18X
Other income Category 4: Rebates				24V
Net cash distribution	\$1,768.27			-
Description	Cash Distribution	Tax withheld	Attributed Amount	Tax Return Reference
Table 7 – Reporting for the purposes of non-resident withholding tax and income tax				
Table 1 – Interest exempt from withholding				-
Table 6 – Non-resident withholding amount				-
Table 6 – Non-resident member para 276-105(2)(a) or (b) assessable amount				-
Table 6 – Non-resident member para 276-105(2)(c) assessable amount				-
Table 6 – Managed investment trust fund payments				-
Deemed payment – Dividend				-
Deemed payment – Interest				-
Deemed payment – Royalties				-
Deemed payment – Fund payment				-



Please support your fund now and make the switch to online communications and instantly enjoy the benefits - quick, secure and easy. Scan the QR code to visit: investor.automic.com.au



009987 000 TCL
 ST HEAPS INVESTMENTS PTY LTD
 <ST HEAPS FAMILY S/F A/C>
 C/-ORD MINNETT LTD-PARS DEPT
 GPO BOX 5274
 SYDNEY NSW 2001

Update Your Information

www.computershare.com.au/easyupdate/tcl

Computershare Investor Services Pty Limited
 GPO Box 2975 Melbourne
 Victoria 3001 Australia

(within Australia) 1300 360 146
 (international) +61 3 9415 4315

Holder Identification
 Number (HIN)

HIN WITHHELD

Annual Tax Statement

TRIPLE STAPLED SECURITIES - DISTRIBUTIONS

Australian resident individual investors should use the below Tax Statement to assist in completing their 2023 Income Tax Return. This Annual Tax Statement should be read in conjunction with the Transurban Tax Statement Guide, available on the Transurban website at www.transurban.com/investor-centre/distributions-and-tax/tax-guides. If an investor has a tax year ending on a date other than 30 June, they should seek advice from their tax adviser.

Transurban Holding Trust ("THT") is an Attribution Managed Investment Trust ("AMIT") for the year ended 30 June 2023. It is required to provide you with an AMIT Member Annual ("AMMA") Statement. This Annual Tax Statement is also your AMMA Statement in respect of your security holding in THT during the year ended 30 June 2023. This AMMA Statement also provides a reasonable estimate of the AMIT cost base net amount for the year ended 30 June 2023.

This Annual Tax Statement and accompanying notes are not intended to be tax advice and investors should consult a professional tax adviser if necessary for completion of income tax returns.

PART A: SUMMARY OF 2023 INCOME TAX RETURN FOR INDIVIDUAL (INCLUDING SUPPLEMENTARY SECTIONS)

Item	Australian Resident Individual Tax Return Label	Total
Dividends - Franked	11T	\$97.10
Franking credit	11U	\$41.61
Share of non-primary production income	13U	\$1,265.87
Franked distributions from trusts	13C	\$8.29
Share of franking credits from franked dividends	13Q	\$2.49
Share of credit for TFN amounts withheld	13R	\$0.00
Share of credit for foreign resident withholding amounts	13A	\$0.00
Net capital gain	18A	\$3.95
Total current year capital gains	18H	\$7.90

PART B: COMPONENTS

Dividend - Transurban Holdings Limited ¹	30 June 2022 (paid August 2022)	31 December 2022 (paid February 2023)	Total
Dividends - Franked	\$97.10	\$0.00	\$97.10
Franking Credit / Tax Offset	\$41.61	\$0.00	\$41.61
Distribution - Transurban Holding Trust ² Assessable Australian Income (Attribution Amounts)	31 December 2022 (paid February 2023)	30 June 2023 (paid August 2023)	Total
Interest Income	\$312.89	\$287.27	\$600.16
Rent and Other Income ³	\$314.86	\$318.29	\$633.15
Non-Concessional MIT Income (NCMI)	\$14.57	\$17.99	\$32.56
Discounted Capital Gains TARP	\$0.00	\$3.95	\$3.95
Other Capital Gains Distribution	\$0.00	\$3.95	\$3.95
Franked Distribution	\$0.00	\$5.80	\$5.80
Franking Credit / Tax Offset	\$0.00	\$2.49	\$2.49
Other - Transurban Holding Trust ⁴	31 December 2022 (paid February 2023)	30 June 2023 (paid August 2023)	Total
Non-Assessable Amount	\$644.26	\$843.53	\$1,487.79
TFN / ABN Withholding	\$0.00	\$0.00	\$0.00
AMIT Withholding	\$0.00	\$0.00	\$0.00
Non-Resident Withholding	\$0.00	\$0.00	\$0.00

Net Cash Distribution For The Year - Transurban Holding Trust⁴

Gross Distribution (paid February 2023)	\$1,286.58
Tax withheld	\$0.00
Gross Distribution (paid August 2023)	\$1,480.78
Tax withheld	\$0.00
Net cash distributions applicable to the year ended 30 June 2023	\$2,767.36

PART C: AMIT COST BASE ADJUSTMENTS - Transurban Holding Trust⁴

AMIT cost base net increase amount	\$0.00
AMIT cost base net decrease amount	\$1,487.79

Notes:

1. This dividend represents the payment from Transurban Holdings Limited ABN 86 098 143 429.
2. This distribution represents the payment from Transurban Holding Trust ABN 30 169 362 255.
3. Rent and Other Income includes amounts that are 'Excluded from NCMI'. 'Excluded from NCMI' refers to amounts that would have been NCMI but are not NCMI due to the application of any of the following provisions:
 - Subsection 12-437(5) in Schedule 1 to the *Taxation Administration Act 1953* ("TAA 1953") – approved economic infrastructure facility exception;
 - Section 12-440 in Schedule 1 to the TAA 1953 – MIT cross staple arrangement income transitional provisions.
4. These disclosures relate to the distribution from Transurban Holding Trust ABN 30 169 362 255.

6 November 2023

The Trustee
St Heaps Family Super Fund
c/- Roach & Bruce Consulting Pty Ltd
Suite 7 Level 5
66 Hunter Street
SYDNEY NSW 2000

Dear Trustee,

**Subject: Actuarial Certificate – Tax Exempt Percentage for the 2022/23 year
St Heaps Family Super Fund**

Thank you for requesting this actuarial certificate from Verus SMSF Actuaries.

Results

We calculate that the tax exempt percentage for St Heaps Family Super Fund in the 2022/23 financial year is **88.38%**.

More Information

Further details regarding this actuarial certificate are contained in the appendices, including:

- Appendix 1: Data Summary
- Appendix 2: Detailed Results
- Appendix 3: Further Information

Note that the results in this certificate are based on the information provided to us. If there are any material changes to the information provided, please contact us, as the results may need to be updated.

If you would like to discuss any aspect of this actuarial certificate, please don't hesitate to contact us.

Yours sincerely,



Geoff Morley, BCom, BSc, FIAA
Consulting Actuary

Verus Reference Number: ZC13976908310

Appendix 1 - Data Summary

Contact Details

Name	TANIA CARTER
Company	Roach & Bruce Consulting Pty Ltd
Telephone	02 9232 8211

Fund Details

Fund Name	St Heaps Family Super Fund
Name of Trustee	St Heaps Investments Pty Ltd
Tax Year for Actuarial Certificate	2022/23
ABN of Fund	89 899 043 649

Member Details

Members' Names	Barbara St Heaps

Financial Details

	Amount (\$)
Opening Balance at 1 July 2022	2,028,119.96
Concessional Contributions	0.00
Non-concessional Contributions	0.00
Rollovers-in	0.00
Rollovers-out	0.00
Lump Sum and Pension Benefits Paid	80,724.00
Other Net Income	267,614.35
Closing Balance at 30 June 2023	2,215,010.31

We understand that the Fund's financial statements have not been audited at the time this certificate has been prepared.

Segregation

The Fund did not have any segregated current pension assets during the financial year.

Appendix 2 - Detailed Results

Tax Exempt Percentage

This actuarial certificate has been prepared to provide the tax exempt percentage applying to St Heaps Family Super Fund for the 2022/23 financial year.

During the 2022/23 financial year, the Fund contained only member accounts in accumulation phase and account based pensions. Therefore no assumptions about future inflation, investment returns or discount rates have been required to calculate the tax exempt percentage. Only data regarding the Fund’s balances in accumulation phase and the Fund’s balances in retirement phase plus details of transactions within, to and from the Fund during the year have been provided for this calculation.

Using the data supplied, we have calculated the tax exempt percentage based on the ratio below:

$$\frac{\text{Average value of current pension liabilities}}{\text{Average value of superannuation liabilities}}$$

$$= \$1,781,917 / \$2,016,177$$

$$= 88.38\%$$

The values for the current pension liabilities and the superannuation liabilities shown above are time weighted average balances over the financial year. Segregated current pension assets and segregated non-current assets (if any) have been excluded from the values shown above.

Member Breakdown

To assist you, we have also calculated the breakdown of the tax exempt percentage between the Fund’s members, as follows:

Member Name	Tax Exempt Percentage	Taxable Percentage
Barbara St Heaps	88.38%	11.62%
Reserve	0.00%	0.00%
Total	88.38%	11.62%

This breakdown between members is not required for the Fund’s tax return, but may assist in other ways, for example with allocating the Fund’s tax liabilities between members.

Appendix 3 - Further Information

Actuarial Standards

This actuarial certificate has been prepared in accordance with Professional Standard 406 of the Institute of Actuaries of Australia.

Other Comments

We have been informed by the trustee and/or their advisors that the relevant pension liabilities meet the requirements to be considered a retirement phase superannuation income stream. We have relied upon this information in preparing this actuarial certificate.

As required under Professional Standard 406, we are satisfied that the value of particular liabilities of the Fund at a particular time as set out in this certificate is the amount of the Fund's assets, together with any future contributions in respect of the benefits concerned and expected earnings on the assets and contributions after that time, that would provide the amount required to discharge those liabilities as they fall due.

We also document the following information items provided to us, and upon which we have relied, when preparing this certificate:

Item	Information Provided
Does the Fund meet the definition of Disregarded Small Fund Assets for the tax year covered by this certificate?	Yes
Have the trustee(s) chosen (if eligible) to treat all of the assets of the fund as not being segregated current pension assets for the whole of the tax year covered by this certificate?	N/A

Requirement for and Use of Actuarial Certification

This actuarial certificate is required so that the Fund can claim an exemption from tax on the investment income derived from the unsegregated assets supporting members' balances that are in retirement phase. The certificate should be obtained before the Fund submits its tax return. It does not need to be submitted with the Fund's tax return, but should be retained in the Fund's records.

An actuarial certificate is required for a Fund that has been partly in retirement phase and partly in accumulation phase during the year and which is not applying the segregated method throughout the year. Therefore an actuarial certificate is not required if:

- The Fund was entirely in accumulation phase for the whole of the tax year; or
- The Fund was entirely in retirement phase for the whole of the tax year; or
- The Fund's retirement phase assets and accumulation phase assets were fully segregated throughout the tax year.

The tax exempt percentage should be applied to the Fund's assessable income (excluding any non-arm's length income, concessional contributions and any income derived from segregated assets) to determine how much income is exempt from tax.

Client name	ST HEAPS FAMILY SUPER FUND	Fin Accounts Prepared by	TANIA CARTER
Client code	STHEAPS	Date prepared	06-Nov-2023
Year ended	30-Jun-2023	Reviewed by	
SRN/HIN	X0049773986	Date reviewed	
Postcode	2001	Back to Cover	


Benefits Paid

b Did the member participate in early access to super? No

1.1 a *Were there pension benefits paid to members during the financial year?* Yes

c *Have you confirmed with the ATO, the tax free low rate cap of the Superannuation Lump Sum benefit for the following members?* N/A

- [Enter name of member 1]
- [Enter name of member 2]
- [Enter name of member 3]
- [Enter name of member 4]



This amount is beneficial to members who have reached preservation age and are permanently retired (never intending to work again) as it is tax free. For the year ended 30 June 2019, 30 June 2020, 30 June 2021 & 30 June 2023 the thresholds are \$205,000, \$210,000, \$215,000 & \$230,000 respectively.

Was there also an accumulation account for more than one day? Yes

WARNING - ACTUARIAL CERTIFICATE IS REQUIRED PRIOR TO LODGEMENT OF TAX RETURN. Otherwise pension exempt factor is zero

Client name	ST HEAPS FAMILY SUPER FUND	Fin Accounts Prepared by	TANIA CARTER
Client code	STHEAPS	Date prepared	06-Nov-2023
Year ended	30-Jun-2023	Reviewed by	
SRN/HIN	X0049773986	Date reviewed	
Postcode	2001	Back to Cover	

Minimum pension for the financial year beginning	01-Jul-2022	
Days in financial year	365.00	
Name of members	Barbara St Heaps	
Account ID (please use M0000X format)	M00001	M00002
Member's date of birth	07-Feb-1935	
Age at beginning of financial year audited	87	122
Pension commencement date	01-Jul-2015	
Is this a transition to retirement pension?	No	Please Select
Days in pension during financial year	365	
Member's account balance at the end of the previous financial year or when pension is commenced	1,793,859.62	
Account based percentage for previous financial year	4.5%	7.0%
Minimum pension amount	80,720.00	-
Maximum pension amount		
Pension taken for the financial year ending 30 Jun 2023	80,724.00	

Client name	ST HEAPS FAMILY SUPER FUND	Fin Accounts Prepared by	TANIA CARTER
Client code	STHEAPS	Date prepared	06-Nov-2023
Year ended	30-Jun-2023	Reviewed by	
SRN/HIN	X0049773986	Date reviewed	
Postcode	2001	Back to Cover	

Minimum pension for the next financial year beginning

01-Jul-2023

	Barbara St Heaps	0
Name of members	M00001	M00002
Account ID (please use M0000X format)		
Age at beginning of next financial year	88	123
Is this a transition to retirement pension?	No	Please Select
Member's account balance at the beginning of the financial year	1,951,729.10	
Account based percentage for next financial year	9.0%	14.0%
Minimum pension amount	175,660.00	-
Maximum pension amount		

1.2 Has the minimum pension requirement been met and paid out correctly?

Yes

1.3 Was the pension paid consistent with prior years?

Yes

1.4 Is the pension reversionary?

No

1.5 Does the pension member have a Commonwealth Seniors Health Card?

No

1.6 Was TBAR Reporting update to date? Add Relevant tag in Class Super.

Yes

Creditors

2 & 3 Super fund does not have any creditors apart from tax liabilities (current and deferred) and/or accrued accounting/audit fees.

Borrowings

4 Reviewed records and reasonably confirm that there were no borrowings that would cause the

**St Heaps Family Super Fund
Pension Withdrawal Limits
For the Period 1 July 2022 to 30 June 2023**

**Mrs Barbara St Heaps
YTD Summaries**

	Drawdowns to date	Rqd. for Minimum	Minimum	Rqd for Plan	Plan*	Remaining until Max	Maximum	Tax Free %
New Pension Account 01.07.15	80,724.00	OK!	80,720.00	OK!	80,720.00	-	-	72.99%

Totals

Gross Drawdowns	80,724.00	0.00	80,720.00	0.00	80,720.00			
PAYG Tax	0.00	0.00	0.00	0.00	0.00			
Net Drawdowns	80,724.00	0.00	80,720.00	0.00	80,720.00			

Footnotes:

*The plan amount is the annual pension review amount or the minimum amount where no review amount is recorded.

Pension Payments

New Pension Account 01.07.15

Date	Gross Amount	PAYG	Net Amount	Description
08/05/2023	80,724.00	0.00	80,724.00	Transfer to account 1298594 - Mrs Barbara Jean St
Totals:	80,724.00	0.00	80,724.00	



CHARTERED ACCOUNTANTS
AUSTRALIA - NEW ZEALAND

SMSF AUDIT WORKPAPERS - Member Benefits

M

Client name	ST HEAPS FAMILY SUPER FUND	Fin Accounts Prepared by	TANIA CARTER
Client code	STHEAPS	Date prepared	06-Nov-2023
Year ended	30-Jun-2023	Reviewed by	
SRN/HIN	X0049773986	Date reviewed	
Postcode	2001	Back to Cover	

1 Benefits (member's balances)

Reviewed member statements and agreed to financial report
Referred to attached Member Benefit Statements

Yes

2 Earnings

Reviewed member statements and confirmed that incomes and expenses have been recorded and allocated correctly to members accounts.

Yes

3 Reserves

All earnings were allocated to members accounts. Ensure reserves were permitted and recorded in the financial report in accordance with the trustees' policy.

N/A

4 Contributions

Confirmed all contributions received have been allocated to the correct members account. Otherwise must be rejected within 28 days after the end of the month in which it is received. Refer to Schedule N

N/A

5 External Superannuation Interests

Do the member(s) have superannuation interests outside of the SMSF?

No

Has this been entered into Class?

N/A

If No, enter into Class using the following steps: Select "Members" --> "Contribution Caps" --> "Edit" (bottom left corner) --> Under Total Superannuation Balance include it in the accumulation/retirement phase "External" box

6 Binding Death Benefit Nominations (BDBNs)

BDBNs have been reviewed and are still valid?

Ensure has been entered into Class Super

Yes

Note: Does the trust deed provide for non-lapsing BDBNs? All new and amended Trust Deeds from Patricia Holdings should have this, please check para 51.2.8 or relevant paragraph. Members without dependants should amend their deed immediately)

BDBNs can only be left to financial dependants Check trust deed in the event of death of member and there is no binding death nomination

Witnesses to the BDBNs should not be trustees or beneficiaries of the super fund i.e. independent

St Heaps Family Super Fund
(ABN: 89 899 043 649)

Consolidated Member Benefit Totals

Period	Member Account Details
1 July 2022 - 30 June 2023	Residential Address: 6 Macarthur Street St Ives, NSW 2075
Member	Number: 1
Mrs Barbara Jean St Heaps	Date of Birth: 7 February 1935 Date Joined Fund: 5 July 2007 Eligible Service Date: 1 January 1978 Tax File Number Held: Yes

*Note: this report provides a consolidated view of the Member's interests in the SMSF
Refer to the Member Benefit Statements produced for each member account for further details*

Your Accounts

Withdrawal Benefit as at 1 Jul 2022	
Accumulation	234,260.34
New Pension Account 01.07.15	1,793,859.62
Total as at 1 Jul 2022	2,028,119.96

Withdrawal Benefit as at 30 Jun 2023	
Accumulation	263,267.15
New Pension Account 01.07.15	1,951,729.10
Total as at 30 Jun 2023	2,214,996.25

Your Tax Components

Tax Free	1,552,310.93
Taxable - Taxed	662,685.32
Taxable - Untaxed	-

Your Preservation Components

Preserved	-
Restricted Non Preserved	-
Unrestricted Non Preserved	2,214,996.25

Your Insurance Benefits

No insurance details have been recorded

Your Beneficiaries

Non Lapsing Binding Death Nomination*

Virginia St Heaps - 25%
Karen Marks - 25%
Anna Stump - 25%
Luke St Heaps -25%

* Nomination in effect from **30 November 2021**

For Enquiries:

mail St Heaps Family Super Fund, 6 Macarthur Street, St Ives NSW 2075

St Heaps Family Super Fund
(ABN: 89 899 043 649)

Member Benefit Statement

Period	Member Account Details
1 July 2022 - 30 June 2023	Residential Address: 6 Macarthur Street St Ives, NSW 2075
Member Number: 1	Date of Birth: 7 February 1935
Mrs Barbara Jean St Heaps	Date Joined Fund: 5 July 2007
Accumulation Account	Eligible Service Date: 1 January 1978
Accumulation	Tax File Number Held: Yes
	Account Start Date: 5 July 2007

Your Account Summary

Withdrawal Benefit as at 1 Jul 2022	234,260.34
<i>Increases to your account:</i>	
Share Of Net Fund Income	28,267.29
Tax on Net Fund Income	739.52
<u>Total Increases</u>	<u>29,006.81</u>
Withdrawal Benefit as at 30 Jun 2023	<u><u>263,267.15</u></u>

Your Tax Components

Tax Free	48.5432 %	127,798.37
Taxable - Taxed		135,468.78
Taxable - Untaxed		-

Your Preservation Components

Preserved	-
Restricted Non Preserved	-
Unrestricted Non Preserved	263,267.15

Your Insurance Benefits

No insurance details have been recorded

Your Beneficiaries

Non Lapsing Binding Death Nomination*

Virginia St Heaps - 25%
Karen Marks - 25%
Anna Stump - 25%
Luke St Heaps -25%

* Nomination in effect from **30 November 2021**

For Enquiries:

mail St Heaps Family Super Fund, 6 Macarthur Street, St Ives NSW 2075

St Heaps Family Super Fund
(ABN: 89 899 043 649)

Member Benefit Statement

Period	Member Account Details
1 July 2022 - 30 June 2023	Residential Address: 6 Macarthur Street St Ives, NSW 2075
Member Number: 1	Date of Birth: 7 February 1935
Mrs Barbara Jean St Heaps	Date Joined Fund: 5 July 2007
Pension Account	Eligible Service Date: 1 January 1978
New Pension Account 01.07.15	Tax File Number Held: Yes
	Account Start Date: 1 July 2015

Your Account Summary	
Withdrawal Benefit as at 1 Jul 2022	1,793,859.62
<u>Increases to your account:</u>	
Share Of Net Fund Income	215,017.07
Tax on Net Fund Income	23,576.41
<u>Total Increases</u>	<u>238,593.48</u>
<u>Decreases to your account:</u>	
Pension Payments	80,724.00
<u>Total Decreases</u>	<u>80,724.00</u>
Withdrawal Benefit as at 30 Jun 2023	1,951,729.10

Your Tax Components		
Tax Free	72.9872 %	1,424,512.56
Taxable - Taxed		527,216.54
Taxable - Untaxed		-

Your Preservation Components	
Preserved	-
Restricted Non Preserved	-
Unrestricted Non Preserved	1,951,729.10

Your Insurance Benefits
No insurance details have been recorded

Your Beneficiaries
Non Lapsing Binding Death Nomination*
Virginia St Heaps - 25%
Karen Marks - 25%
Anna Stump - 25%
Luke St Heaps -25%
* Nomination in effect from 30 November 2021

Trustee

The Trustee of the Fund is as follows:

St Heaps Investments Pty Ltd

The directors of the Trustee company are:

Barbara St Heaps

Availability of Other Fund Information

Additional information regarding your membership is available on request. What your Fund can do is governed by the provisions of its Trust Deed, which is available for inspection. If you require further information or clarification of any aspect of your membership of the Fund, please contact your Fund's Administrator or Trustee.

Trustee Disclaimer

This statement has been prepared by the Trustee for the member whose name appears at the top of this statement. While every effort has been made by the Trustee to ensure the accuracy and completeness of this statement, the Trustee does not accept any liability for any errors, omissions or misprints.

Signed on behalf of the Trustee of the Fund

.....
Barbara St Heaps
Director - St Heaps Investments Pty Ltd

Statement Date: 30 June 2023

For Enquiries:

mail St Heaps Family Super Fund, 6 Macarthur Street, St Ives NSW 2075

St Heaps Family Super Fund

Members Summary Report - For the period 01/07/2022 to 30/06/2023

Member's Detail	Opening Balance	Increases				Decreases				Closing Balance	
		Contrib	Tran In	Profit	Ins Proc	Tax	Exp	Ins Prem	Tran Out	Ben Paid	
Mrs Barbara St Heaps											
6 Macarthur Street St Ives NSW 2075											
Accumulation Accumulation	234,260.34	0.00	0.00	28,267.29	0.00	739.52	0.00	0.00	0.00	0.00	263,267.15
Pension New Pension Account 01.07.15	1,793,859.62	0.00	0.00	215,017.07	0.00	23,576.41	0.00	0.00	0.00	(80,724.00)	1,951,729.10
	2,028,119.96	0.00	0.00	243,284.36	0.00	24,315.93	0.00	0.00	0.00	(80,724.00)	2,214,996.25
	2,028,119.96	0.00	0.00	243,284.36	0.00	24,315.93	0.00	0.00	0.00	(80,724.00)	2,214,996.25

6 November 2023

The Trustee
St Heaps Family Super Fund
c/- Roach & Bruce Consulting Pty Ltd
Suite 7 Level 5
66 Hunter Street
SYDNEY NSW 2000

Dear Trustee,

**Subject: Actuarial Certificate – Tax Exempt Percentage for the 2022/23 year
St Heaps Family Super Fund**

Thank you for requesting this actuarial certificate from Verus SMSF Actuaries.

Results

We calculate that the tax exempt percentage for St Heaps Family Super Fund in the 2022/23 financial year is **88.38%**.

More Information

Further details regarding this actuarial certificate are contained in the appendices, including:

- Appendix 1: Data Summary
- Appendix 2: Detailed Results
- Appendix 3: Further Information

Note that the results in this certificate are based on the information provided to us. If there are any material changes to the information provided, please contact us, as the results may need to be updated.

If you would like to discuss any aspect of this actuarial certificate, please don't hesitate to contact us.

Yours sincerely,



Geoff Morley, BCom, BSc, FIAA
Consulting Actuary

Verus Reference Number: ZC13976908310

Appendix 1 - Data Summary

Contact Details

Name	TANIA CARTER
Company	Roach & Bruce Consulting Pty Ltd
Telephone	02 9232 8211

Fund Details

Fund Name	St Heaps Family Super Fund
Name of Trustee	St Heaps Investments Pty Ltd
Tax Year for Actuarial Certificate	2022/23
ABN of Fund	89 899 043 649

Member Details

Members' Names	Barbara St Heaps

Financial Details

	Amount (\$)
Opening Balance at 1 July 2022	2,028,119.96
Concessional Contributions	0.00
Non-concessional Contributions	0.00
Rollovers-in	0.00
Rollovers-out	0.00
Lump Sum and Pension Benefits Paid	80,724.00
Other Net Income	267,614.35
Closing Balance at 30 June 2023	2,215,010.31

We understand that the Fund's financial statements have not been audited at the time this certificate has been prepared.

Segregation

The Fund did not have any segregated current pension assets during the financial year.

Appendix 2 - Detailed Results

Tax Exempt Percentage

This actuarial certificate has been prepared to provide the tax exempt percentage applying to St Heaps Family Super Fund for the 2022/23 financial year.

During the 2022/23 financial year, the Fund contained only member accounts in accumulation phase and account based pensions. Therefore no assumptions about future inflation, investment returns or discount rates have been required to calculate the tax exempt percentage. Only data regarding the Fund’s balances in accumulation phase and the Fund’s balances in retirement phase plus details of transactions within, to and from the Fund during the year have been provided for this calculation.

Using the data supplied, we have calculated the tax exempt percentage based on the ratio below:

$$\frac{\text{Average value of current pension liabilities}}{\text{Average value of superannuation liabilities}}$$

$$= \$1,781,917 / \$2,016,177$$

$$= 88.38\%$$

The values for the current pension liabilities and the superannuation liabilities shown above are time weighted average balances over the financial year. Segregated current pension assets and segregated non-current assets (if any) have been excluded from the values shown above.

Member Breakdown

To assist you, we have also calculated the breakdown of the tax exempt percentage between the Fund’s members, as follows:

Member Name	Tax Exempt Percentage	Taxable Percentage
Barbara St Heaps	88.38%	11.62%
Reserve	0.00%	0.00%
Total	88.38%	11.62%

This breakdown between members is not required for the Fund’s tax return, but may assist in other ways, for example with allocating the Fund’s tax liabilities between members.

Appendix 3 - Further Information

Actuarial Standards

This actuarial certificate has been prepared in accordance with Professional Standard 406 of the Institute of Actuaries of Australia.

Other Comments

We have been informed by the trustee and/or their advisors that the relevant pension liabilities meet the requirements to be considered a retirement phase superannuation income stream. We have relied upon this information in preparing this actuarial certificate.

As required under Professional Standard 406, we are satisfied that the value of particular liabilities of the Fund at a particular time as set out in this certificate is the amount of the Fund's assets, together with any future contributions in respect of the benefits concerned and expected earnings on the assets and contributions after that time, that would provide the amount required to discharge those liabilities as they fall due.

We also document the following information items provided to us, and upon which we have relied, when preparing this certificate:

Item	Information Provided
Does the Fund meet the definition of Disregarded Small Fund Assets for the tax year covered by this certificate?	Yes
Have the trustee(s) chosen (if eligible) to treat all of the assets of the fund as not being segregated current pension assets for the whole of the tax year covered by this certificate?	N/A

Requirement for and Use of Actuarial Certification

This actuarial certificate is required so that the Fund can claim an exemption from tax on the investment income derived from the unsegregated assets supporting members' balances that are in retirement phase. The certificate should be obtained before the Fund submits its tax return. It does not need to be submitted with the Fund's tax return, but should be retained in the Fund's records.

An actuarial certificate is required for a Fund that has been partly in retirement phase and partly in accumulation phase during the year and which is not applying the segregated method throughout the year. Therefore an actuarial certificate is not required if:

- The Fund was entirely in accumulation phase for the whole of the tax year; or
- The Fund was entirely in retirement phase for the whole of the tax year; or
- The Fund's retirement phase assets and accumulation phase assets were fully segregated throughout the tax year.

The tax exempt percentage should be applied to the Fund's assessable income (excluding any non-arm's length income, concessional contributions and any income derived from segregated assets) to determine how much income is exempt from tax.

Client name	ST HEAPS FAMILY SUPER FUND	Fin Accounts Prepared by	TANIA CARTER
Client code	STHEAPS	Date prepared	06-Nov-2023
Year ended	30/06/2023	Reviewed by	
SRN/HIN	X0049773986	Date reviewed	
Postcode	2001	Back to Cover	

1 Contributions

Did the Super Fund receive any contributions during the financial year?

No

For contributions received during the financial year, confirmed that contributions were received and allocated correctly to members' account and that where conditions of acceptance are not met, contributions have been rejected within allowed timeframe.

Where applicable, ensure s290-170 deduction notices are dated prior to commencement of pension (e.g. if there are deducted contributions made during the year and those contributions are rolled into a pension that same financial year, the contribution notices must be dated before the commencement date of the pension)

2 Analysis of Employer Contributions

Analytical review (10.5% of Wages and Salary or up to the annual maximum contribution base)

	Member 1	Member 2
Wages and Salary		
Super Guarantee Rate	10.50%	10.50%
Compulsory employer contribution	-	-
Contribution received by super fund		
Maximum Contribution Base is (minimum required by employer)	25,292.40	25,292.40

Confirmed with the employer the total contributions received by the super fund is correct and have been allocated correctly to individual member's account.

Please Select

3 Conditions of Acceptance

Member's date of birth

Member's age at the end of the financial year

Concessional Contribution (CC)

Does the member have super balance below \$500,000 in the financial year ending 30 Jun 2022

Member's concessional contribution cap is
Concessional contribution received in financial year ending 30 Jun 2019

Member's concessional contribution cap is
Concessional contribution received in financial year ending 30 Jun 2020

Member's concessional contribution cap is
Concessional contribution received in financial year ending 30 Jun 2021

Member's concessional contribution cap is
Concessional contribution received in financial year ending 30 Jun 2022

Member's concessional contribution cap is
Concessional contribution received in financial year ending 30 Jun 2023

	Member 1	Member 2
Member's date of birth		
Member's age at the end of the financial year	-	-
Does the member have super balance below \$500,000 in the financial year ending 30 Jun 2022	Please Select	Please Select
Member's concessional contribution cap is Concessional contribution received in financial year ending 30 Jun 2019	25,000.00	25,000.00
Member's concessional contribution cap is Concessional contribution received in financial year ending 30 Jun 2020	25,000.00	25,000.00
Member's concessional contribution cap is Concessional contribution received in financial year ending 30 Jun 2021	25,000.00	25,000.00
Member's concessional contribution cap is Concessional contribution received in financial year ending 30 Jun 2022	27,500.00	27,500.00
Member's concessional contribution cap is Concessional contribution received in financial year ending 30 Jun 2023	27,500.00	27,500.00

Client name	ST HEAPS FAMILY SUPER FUND	Fin Accounts Prepared by	TANIA CARTER
Client code	STHEAPS	Date prepared	06-Nov-2023
Year ended	30/06/2023	Reviewed by	
SRN/HIN	X0049773986	Date reviewed	
Postcode	2001	Back to Cover	

Unused concessional cap carry forward contributions

Total unused available cap carried forward to the financial year ending 30 Jun 2024 130,000.00 130,000.00

Non-Concessional Contribution (NCC)

Member's non-concessional contribution cap is 110,000.00 110,000.00

Non-concessional contribution in the financial year ending 30 Jun 2023

Non-concessional contribution in the financial year ending 30 Jun 2022

Non-concessional contribution in the financial year ending 30 Jun 2021

Total non-concessional contribution in the current FY and the prior 2 years

-

-

Did the member bring forward contributions prior to 30 June 2023?

[Please Select](#) [Please Select](#)

Have the members satisfy conditions of acceptance listed below

[Please Select](#)

Under 67 - all contributions can be accepted

Age 67 - 75

Over 75

Concessional Contributions Cap

FY2022 all ages \$27,500 27,500 27,500

Non-Concessional Contributions Cap

FY2022 \$110,000 (for aged under 74, work test no longer needed from 1 July 2022) 110,000 110,000

Bring Forward 3 years for 75 and under (FY2022 depending on total superannuation balance) 330,000 330,000

If the member turned 67 during the year, can only bring forward two years.

Changes to Non-Concessional Contributions Cap from 1 July 2022

<u>Total superannuation balance</u> at 30 June of the previous financial year	Less than \$1.7m	Greater than or equal to \$1.7m
Non-concessional contributions cap	110,000	Nil

<u>Bring forward rules</u> Total superannuation balance on 30 June 2022	Max non-concessional contributions cap for the first year	Bring-forward period
Less than \$1.48m	330,000	3 years
\$1.48m to less than \$1.59m	220,000	2 years
\$1.59m to less than \$1.7m	110,000	No-bring-forward

Client name	ST HEAPS FAMILY SUPER FUND	Fin Accounts Prepared by	TANIA CARTER
Client code	STHEAPS	Date prepared	06-Nov-2023
Year ended	30/06/2023	Reviewed by	
SRN/HIN	X0049773986	Date reviewed	
Postcode	2001	Back to Cover	

\$1.7m	Nil	N/A
--------	-----	-----

4 Transfer In

Obtained a copy of the rollover statement
 Confirmed that where applicable all transfers/rollovers have been recorded correctly ensuring that benefits characteristics are maintained and there were no other issues in relation to any benefits transferred/rolled over during the year

5 Contributions Splitting

Was spouse splitting applicable during the year? **Confirm with AJB and clients**

Please Select

Ensure the trust deed allows for contribution splitting
 Ensure spouse meet conditions for splitting, either:
 - less than their preservation age **or**
 - between preservation age and 65 years and not retired
 Ensure contributions splitting application is completed correctly prior to processing
 Check amounts are consistent with prior year and ensure benefit paid and rollover statements are attached to workpapers

6 Recontribution Strategy

Have you considered a re-contribution strategy for members of this fund?
 * Work-test requirement for members aged 67 or over for Non-concessional contributions
 * Members currently receiving transition to retirement pension - need to consider cost and benefits of this strategy
 * Tax-free and taxable components (less attractive if current tax-free component is already high)

Please Select

Summarise your decision below:

St Heaps Family Super Fund
Contribution Caps
For the Period From 1 July 2022 to 30 June 2023

Mrs Barbara St Heaps

Date of Birth: 07 Feb 1935
Age: 88 (at 30/06/2023)
Status: Generally no contributions allowed, some exceptions apply

Contributions Summary

Prior Year Contributions

The 'Bring Forward Rule' was unavailable in previous 2 years; member was 65 or older	Non-Concessional
3-year cap in effect from previous years	N/A
Total non-concessional contributions in previous 2 years	N/A

Current Year Contributions	Note	Concessional	Non-Concessional
Caps	1	27,500.00	0.00
Cumulative Available Unused Cap	2	0.00	0.00
Contributions made (to this fund)	3	0.00	0.00
Contributions made (to other funds)		0.00	0.00
Contributions as allocated		0.00	0.00
Amount above caps	4	0.00	0.00
Available		27,500.00	0.00

Notes

- 1 . Total Superannuation Balance was \$1.7 million or more at 30 June 2022, member not eligible to make Non-Concessional Contributions
- 2 . Total Superannuation Balance was \$500,000 or more at 30 June 2022, member not eligible to make catch-up concessional contributions
- 3 . Excludes any unmatched deposits
- 4 . Any excess concessional contributions are treated as non-concessional

Client name	ST HEAPS FAMILY SUPER FUND	Fin Accounts Prepared by	TANIA CARTER
Client code	STHEAPS	Date prepared	06-Nov-2023
Year ended	30-Jun-2023	Reviewed by	
SRN/HIN	X0049773986	Date reviewed	
Postcode	2001	Back to Cover	

Objective To ensure revenues are correctly recorded and exist

Procedure Randomly sampled items of revenue and checked with source documents, GL and bank statements

Date	Type	Company	Amount	Bank Statement
22/09/2022	Div	BHP	22,300.52	22,300.52
29/09/2022	Div	CBA	2,467.50	2,467.50
4/07/2022	Div	Macquarie Group	4,133.50	4,133.50
21/09/2022	Div	Sonic Healthcare	1,353.00	1,353.00
5/04/2023	Div	Woodside Energy	3,401.80	3,401.80
				-
				-

*Attach sampled source documents

Total Value of Sample	33,656.32
Total Revenue (Excl Realised & Unrealised CG + Contributions)	110,367.81
Percentage of Sample	30.49%

- 1 Correct measurement and recording of unrealised gains on changes in the net market value in accordance with AAS25.

Unrecorded revenues eg trust distributions - checked distribution statements for unrecorded income
Checked dividends declared with dividends received. Agreed to external confirmations.
Ensure that earnings were allocated using member weighted balances.

- 2 Confirmed that income is net of tax when appropriate.
- 3 Confirmed that income was earned on an arm's length basis.

St Heaps Family Super Fund
Investment Income Comparison Report
For the period 1 July 2022 to 30 June 2023

Payment Date	Income Type	Ledger Data		Diff *	Announcement Data					
		Total Income	Tax Credits+		Quantity	Held < 45 Days	Amount Per Unit	Total Income	Tax Credits+	
Cash At Bank										
ORDS: Cash at Bank - Ord Minnett										
30/09/2022	Interest	221.71	0.00							
31/12/2022	Interest	903.94	0.00							
31/03/2023	Interest	1,549.69	0.00							
30/06/2023	Interest	784.65	0.00							
		<u>3,459.99</u>	<u>0.00</u>							
Total		3,459.99	0.00							
Other Fixed Interest Securities										
QUBHA: Qube Holdings Limited - Hybrid 3-Bbsw+3.90% 05-10-23 Sub Cum (ASX:QUBHA)										
05/07/2022	Interest	144.45	0.00		140	0	1.0318	144.45	0.00	
05/10/2022	Interest	203.39	0.00		140	0	1.4528	203.39	0.00	
05/01/2023	Interest	238.04	0.00		140	0	1.7003	238.04	0.00	
05/04/2023	Interest	248.08	0.00		140	0	1.7720	248.08	0.00	
		<u>833.96</u>	<u>0.00</u>					<u>833.96</u>	<u>0.00</u>	
Total		833.96	0.00					833.96	0.00	
Shares in Listed Companies										
ANZ: Australia And New Zealand Banking Group Limited (ASX:ANZ)										
01/07/2022	Dividend	1,062.00	455.14		1,475	0	0.7200	1,062.00	455.14	
15/12/2022	Dividend	1,164.76	499.18		1,574	0	0.7400	1,164.76	499.18	
		<u>2,226.76</u>	<u>954.32</u>					<u>2,226.76</u>	<u>954.32</u>	
ASX: ASX Limited (ASX:ASX)										
28/09/2022	Dividend	792.00	339.43		660	0	1.2000	792.00	339.43	
29/03/2023	Dividend	766.92	328.68		660	0	1.1620	766.92	328.68	
		<u>1,558.92</u>	<u>668.11</u>					<u>1,558.92</u>	<u>668.11</u>	
BHP: BHP Group Limited (ASX:BHP)										
22/09/2022	Dividend	22,300.52	9,557.37		8,739	0	2.5518	22,300.52	9,557.37	
30/03/2023	Dividend	11,916.82	5,107.21		8,739	0	1.3636	11,916.82	5,107.21	
		<u>34,217.34</u>	<u>14,664.58</u>					<u>34,217.34</u>	<u>14,664.58</u>	
BOQ: Bank Of Queensland Limited. (ASX:BOQ)										
17/11/2022	Dividend	1,213.20	519.94		5,055	0	0.2400	1,213.20	519.94	
01/06/2023	Dividend	1,011.00	433.29		5,055	0	0.2000	1,011.00	433.29	
		<u>2,224.20</u>	<u>953.23</u>					<u>2,224.20</u>	<u>953.23</u>	
CBA: Commonwealth Bank Of Australia. (ASX:CBA)										
29/09/2022	Dividend	2,467.50	1,057.50		1,175	0	2.1000	2,467.50	1,057.50	
30/03/2023	Dividend	2,467.50	1,057.50		1,175	0	2.1000	2,467.50	1,057.50	
		<u>4,935.00</u>	<u>2,115.00</u>					<u>4,935.00</u>	<u>2,115.00</u>	
CSL: CSL Limited (ASX:CSL)										
05/10/2022	Dividend	369.24	15.82		210	0	1.7583	369.24	15.82	
05/04/2023	Dividend	340.51	0.00		210	0	1.6215	340.51	0.00	
		<u>709.75</u>	<u>15.82</u>					<u>709.75</u>	<u>15.82</u>	
EDV: Endeavour Group Limited - Ordinary Fully Paid Deferred Settlement (ASX:EDV)										
16/09/2022	Dividend	175.33	75.14		2,277	0	0.0770	175.33	75.14	
20/03/2023	Dividend	325.61	139.55		2,277	0	0.1430	325.61	139.55	
		<u>500.94</u>	<u>214.69</u>					<u>500.94</u>	<u>214.69</u>	
HUB: Hub24 Limited (ASX:HUB)										
14/10/2022	Dividend	214.38	91.88		1,715	0	0.1250	214.38	91.88	
18/04/2023	Dividend	240.10	102.90		1,715	0	0.1400	240.10	102.90	

+Note: Tax Credits refer to franking credits for domestic income and foreign tax credits where the income is foreign in nature .

St Heaps Family Super Fund
Investment Income Comparison Report
For the period 1 July 2022 to 30 June 2023

Payment Date	Income Type	Ledger Data		Diff *	Announcement Data				
		Total Income	Tax Credits+		Quantity	Held < 45 Days	Amount Per Unit	Total Income	Tax Credits+
		454.48	194.78					454.48	194.78
JHX: James Hardie Industries PLC - Chess Depository Interests 1:1 (ASX:JHX)									
29/07/2022	Foreign Income	470.40	117.60		1,120	0	0.3150	470.40	117.60
		470.40	117.60					470.40	117.60
MMS: Mcmillan Shakespeare Limited (ASX:MMS)									
24/10/2022	Dividend	2,208.69	946.58	*					
		2,208.69	946.58					0.00	0.00
MQG: Macquarie Group Limited (ASX:MQG)									
04/07/2022	Dividend	4,133.50	708.60		1,181	0	3.5000	4,133.50	708.60
13/12/2022	Dividend	3,543.00	607.37		1,181	0	3.0000	3,543.00	607.37
		7,676.50	1,315.97					7,676.50	1,315.97
NABPE: National Australia Bank Limited - Capital Notes Deferred Settlement (ASX:NABPE)									
20/09/2022	Distribution	539.17	0.00	*					
20/09/2022	Interest	0.00	0.00	*	530	0	1.0173	539.17	0.00
09/12/2022	Distribution	670.34	0.00		530	0	1.2648	670.34	0.00
09/03/2023	Distribution	706.65	0.00		530	0	1.3333	706.65	0.00
08/06/2023	Distribution	489.79	0.00		330	0	1.4842	489.79	0.00
		2,405.95	0.00					2,405.95	0.00
SHL: Sonic Healthcare Limited (ASX:SHL)									
21/09/2022	Dividend	1,353.00	579.86		2,255	0	0.6000	1,353.00	579.86
22/03/2023	Dividend	947.10	405.90		2,255	0	0.4200	947.10	405.90
		2,300.10	985.76					2,300.10	985.76
SVW: Seven Group Holdings Limited (ASX:SVW)									
28/10/2022	Dividend	397.21	170.23		1,727	0	0.2300	397.21	170.23
05/05/2023	Dividend	397.21	170.23		1,727	0	0.2300	397.21	170.23
		794.42	340.46					794.42	340.46
WDS: Woodside Energy Group Ltd (ASX:WDS)									
06/10/2022	Dividend	2,525.66	1,082.43		1,579	0	1.5995	2,525.66	1,082.43
05/04/2023	Dividend	3,401.80	1,457.91		1,579	0	2.1544	3,401.80	1,457.91
		5,927.46	2,540.34					5,927.46	2,540.34
WOW: Woolworths Limited (ASX:WOW)									
27/09/2022	Dividend	902.06	386.60		1,702	0	0.5300	902.06	386.60
13/04/2023	Dividend	782.92	335.54		1,702	0	0.4600	782.92	335.54
		1,684.98	722.14					1,684.98	722.14
Total		70,295.89	26,749.38					68,087.20	25,802.80
Stapled Securities									
CLW: Charter Hall Long Wale REIT - Fully Paid Units Stapled Securities (ASX:CLW)									
29/09/2022	Distribution	467.11	0.00		6,673	0	0.0700	467.11	0.00
29/12/2022	Distribution	467.11	0.00		6,673	0	0.0700	467.11	0.00
30/03/2023	Distribution	467.11	0.00		6,673	0	0.0700	467.11	0.00
29/06/2023	Distribution	467.11	0.00		6,673	0	0.0700	467.11	0.00
		1,868.44	0.00					1,868.44	0.00
HPI: Hotel Property Investments - Stapled Security Fully Paid (ASX:HPI)									
29/12/2022	Distribution	1,454.43	0.00		15,809	0	0.0920	1,454.43	0.00
29/06/2023	Distribution	1,486.05	0.00		15,809	0	0.0940	1,486.05	0.00
		2,940.48	0.00					2,940.48	0.00
TCL: Transurban Group - Ordinary Shares/Units Fully Paid Triple Stapled (ASX:TCL)									
23/08/2022	Dividend	97.10	41.61		4,855	0	0.0200	97.10	41.61
29/12/2022	Distribution	1,286.58	0.00		4,855	0	0.2650	1,286.58	0.00

+Note: Tax Credits refer to franking credits for domestic income and foreign tax credits where the income is foreign in nature .

St Heaps Family Super Fund
Investment Income Comparison Report
For the period 1 July 2022 to 30 June 2023

Payment Date	Income Type	Ledger Data			Announcement Data				
		Total Income	Tax Credits+	Diff *	Quantity	Held < 45 Days	Amount Per Unit	Total Income	Tax Credits+
29/06/2023	Distribution	1,480.78	0.00	*	4,855	0	0.3050	1,480.78	2.50
		2,864.46	41.61					2,864.46	44.11
Total		7,673.38	41.61					7,673.38	44.11

Units In Listed Unit Trusts

IVV: Ishares S&P 500 ETF - Exchange Traded Fund Units Fully Paid (ASX:IVV)

03/10/2022	Distribution	362.02	0.00		150	0	2.4134	362.02	0.00
21/12/2022	Distribution	284.04	0.00		2,250	0	0.1262	284.04	0.00
03/04/2023	Distribution	319.91	0.00		2,250	0	0.1422	319.91	0.00
30/06/2023	Distribution	425.71	0.00		2,250	0	0.1892	425.71	0.00
		1,391.68	0.00					1,391.68	0.00

METRICS: Metrics Credit Partners Wholesale Investment Trust

05/08/2022	Distribution	1,314.20	0.00	*					
07/09/2022	Distribution	1,650.00	0.00	*					
10/10/2022	Distribution	1,561.11	0.00	*					
07/11/2022	Distribution	1,873.75	0.00	*					
07/12/2022	Distribution	1,879.35	0.00	*					
09/01/2023	Distribution	2,023.68	0.00	*					
07/02/2023	Distribution	2,102.06	0.00	*					
07/03/2023	Distribution	1,905.75	0.00	*					
11/04/2023	Distribution	2,122.66	0.00	*					
08/05/2023	Distribution	2,048.71	0.00	*					
07/06/2023	Distribution	2,211.97	0.00	*					
30/06/2023	Distribution	2,214.88	0.00	*					
		22,908.12	0.00						

MOT: Mcp Income Opportunities Trust - Ordinary Units Fully Paid (ASX:MOT)

29/07/2022	Distribution	126.67	0.00		12,926	0	0.0098	126.67	0.00
31/08/2022	Distribution	165.45	0.00		12,926	0	0.0128	165.45	0.00
03/10/2022	Distribution	161.58	0.00		12,926	0	0.0125	161.58	0.00
31/10/2022	Distribution	182.26	0.00		12,926	0	0.0141	182.26	0.00
30/11/2022	Distribution	170.62	0.00		12,926	0	0.0132	170.62	0.00
30/12/2022	Distribution	202.94	0.00		12,926	0	0.0157	202.94	0.00
31/01/2023	Distribution	209.40	0.00		12,926	0	0.0162	209.40	0.00
28/02/2023	Distribution	179.67	0.00		12,926	0	0.0139	179.67	0.00
31/03/2023	Distribution	193.89	0.00		12,926	0	0.0150	193.89	0.00
28/04/2023	Distribution	175.79	0.00		12,926	0	0.0136	175.79	0.00
		1,768.27	0.00					1,768.27	0.00

NDQ: Betashares Nasdaq 100 ETF - Exchange Traded Fund Units Fully Paid (ASX:NDQ)

03/01/2023	Distribution	66.09	0.00		2,130	0	0.0310	66.09	0.00
30/06/2023	Distribution	1,667.12	0.00		2,130	0	0.7827	1,667.12	0.00
		1,733.21	0.00					1,733.21	0.00
Total		27,801.28	0.00					4,893.16	0.00

+Note: Tax Credits refer to franking credits for domestic income and foreign tax credits where the income is foreign in nature .

ORD MINNETT

INVESTMENT INCOME RECEIVED

From 1 July 2022 Through 30 June 2023

St Heaps Investments Pty Ltd

<St Heaps Family S/F A/C>

Security Name	Units	Payable Date	Unfranked Dividend	Franked Dividends	Interest	All Other ¹ Income	Total Income	Tax ² Withheld	Income Received	Imputation Credit
* ANZ - ANZ GROUP HOLDINGS	1,475	01-Jul-22		1,062.00			1,062.00		1,062.00	455.14
MQG - MACQUARIE GROUP LTD	1,181	04-Jul-22	2,480.10	1,653.40			4,133.50		4,133.50	708.60
QUBHA - HYBRID 3-BBSW+3.90% 05-10-23 SUB CUM	140	05-Jul-22			144.45		144.45		144.45	
METRICS - METRICS CREDIT PARTNERS WHOLESALE INVESTMENT TRUST	279,311	07-Jul-22			881.19	469.84	1,351.03		1,351.03	
MOT - METRICS INCOME	12,926	08-Jul-22		7.19	101.25	42.80	151.24		151.24	3.81
IVV - ISHARES S&P 500 ETF	150	13-Jul-22				312.63	312.63		312.63	
ASIA - BETA ASIATECH TIGERS	5,510	18-Jul-22				438.37	438.37		438.37	
NDQ - BETASHARES NASDAQ100	2,130	18-Jul-22				1,792.57	1,792.57		1,792.57	
* JHX - JAMES HARDIE INDUST	1,120	29-Jul-22				470.40	470.40	117.60	352.80	
METRICS - METRICS CREDIT PARTNERS WHOLESALE INVESTMENT TRUST	279,311	05-Aug-22			1,003.64	310.56	1,314.20		1,314.20	
MOT - METRICS INCOME	12,926	08-Aug-22			100.24	26.43	126.67		126.67	
CLW - CHARTER HALL LONG WALE REIT	6,673	12-Aug-22				509.15	509.15		509.15	
TCL - TRANSURBAN GROUP	4,855	23-Aug-22		97.10			97.10		97.10	41.61
TCL - TRANSURBAN GROUP	4,855	23-Aug-22		8.26	161.70	995.24	1,165.20		1,165.20	3.54
HPI - HOTEL PROPERTY	15,809	02-Sep-22				1,628.33	1,628.33		1,628.33	
METRICS - METRICS CREDIT PARTNERS WHOLESALE INVESTMENT TRUST	279,311	07-Sep-22			1,260.09	389.91	1,650.00		1,650.00	
MOT - METRICS INCOME	12,926	08-Sep-22			130.93	34.52	165.45		165.45	
EDV - ENDEAVOUR	2,277	16-Sep-22		175.33			175.33		175.33	75.14
NABPE - CAP NOTE 3-BBSW+2.20% 20-09-28 CUM RED T-09-23	530	20-Sep-22			539.17		539.17		539.17	

Adviser Name: Andrew Murray

Location: SYDNEY

Phone No: (02) 8216 6462

Account No: 148927

Ord Minnett Limited AFS Licence 237121 ABN 86 002 733 048 A Market Participant of the Australian Stock Exchange Limited

While Ord Minnett believes that the information contained herein is reliable, no warranty is given as to its accuracy or the accuracy of information or material from other sources and persons who rely on it do so at their own risk. Accordingly you should satisfy yourself as to the correctness or otherwise of the statements contained herein.

ORD MINNETT

INVESTMENT INCOME RECEIVED

From 1 July 2022 Through 30 June 2023

St Heaps Investments Pty Ltd

<St Heaps Family S/F A/C>

Security Name	Units	Payable Date	Unfranked Dividend	Franked Dividends	Interest	All Other ¹ Income	Total Income	Tax ² Withheld	Income Received	Imputation Credit
SHL - SONIC HEALTHCARE	2,255	21-Sep-22		1,353.00			1,353.00		1,353.00	579.86
BHP - BHP GROUP LIMITED	8,739	22-Sep-22		22,300.51			22,300.51		22,300.51	9,557.37
WOW - WOOLWORTHS GROUP LTD	1,702	27-Sep-22		902.06			902.06		902.06	386.60
ASX - ASX LIMITED	660	28-Sep-22		792.00			792.00		792.00	339.43
CBA - COMMONWEALTH BANK.	1,175	29-Sep-22		2,467.50			2,467.50		2,467.50	1,057.50
OMMCMT - ORD MINNETT CASH MANAGEMENT TRUST	149,650	30-Sep-22			221.71		221.71		221.71	
CSL - CSL LIMITED	210	05-Oct-22	332.32	36.93			369.25		369.25	15.82
QUBHA - HYBRID 3-BBSW+3.90% 05-10-23 SUB CUM	140	05-Oct-22			203.39		203.39		203.39	
WDS - WOODSIDE ENERGY	1,579	06-Oct-22		2,525.65			2,525.65		2,525.65	1,082.43
METRICS - METRICS CREDIT PARTNERS WHOLESALE INVESTMENT TRUST	279,311	10-Oct-22			1,192.20	368.91	1,561.11		1,561.11	
MOT - METRICS INCOME	12,926	11-Oct-22			127.86	33.72	161.58		161.58	
IVV - ISHARES S&P 500 ETF	150	13-Oct-22				362.02	362.02		362.02	
HUB - HUB24 LTD	1,715	14-Oct-22		214.37			214.37		214.37	91.88
SVW - SEVEN GROUP HOLDINGS	1,727	28-Oct-22		397.21			397.21		397.21	170.23
MMS - MCMILLAN SHAKESPEARE	207	01-Nov-22		2,208.69			2,208.69		2,208.69	946.58
METRICS - METRICS CREDIT PARTNERS WHOLESALE INVESTMENT TRUST	279,311	07-Nov-22			1,430.96	442.79	1,873.75		1,873.75	
MOT - METRICS INCOME	12,926	08-Nov-22			144.23	38.03	182.26		182.26	
CLW - CHARTER HALL LONG WALE REIT	6,673	11-Nov-22				467.11	467.11		467.11	
BOQ - BANK OF QUEENSLAND.	5,055	17-Nov-22		1,213.20			1,213.20		1,213.20	519.94

Adviser Name: Andrew Murray

Location: SYDNEY

Phone No: (02) 8216 6462

Account No: 148927

Ord Minnett Limited AFS Licence 237121 ABN 86 002 733 048 A Market Participant of the Australian Stock Exchange Limited

While Ord Minnett believes that the information contained herein is reliable, no warranty is given as to its accuracy or the accuracy of information or material from other sources and persons who rely on it do so at their own risk. Accordingly you should satisfy yourself as to the correctness or otherwise of the statements contained herein.

ORD MINNETT

INVESTMENT INCOME RECEIVED

From 1 July 2022 Through 30 June 2023

St Heaps Investments Pty Ltd

<St Heaps Family S/F A/C>

Security Name	Units	Payable Date	Unfranked Dividend	Franked Dividends	Interest	All Other ¹ Income	Total Income	Tax ² Withheld	Income Received	Imputation Credit
METRICS - METRICS CREDIT PARTNERS WHOLESALE INVESTMENT TRUST	279,311	07-Dec-22			1,435.24	444.11	1,879.35		1,879.35	
MOT - METRICS INCOME	12,926	08-Dec-22			135.02	35.60	170.62		170.62	
MQG - MACQUARIE GROUP LTD	1,181	13-Dec-22	2,125.80	1,417.20			3,543.00		3,543.00	607.37
ANZ - ANZ GROUP HOLDINGS	1,574	15-Dec-22		1,164.76			1,164.76		1,164.76	499.18
NABPE - CAP NOTE 3-BBSW+2.20% 20-09-28 CUM RED T-09-23	530	20-Dec-22			670.34		670.34		670.34	
OMMCMT - ORD MINNETT CASH MANAGEMENT TRUST	227,027	31-Dec-22			903.94		903.94		903.94	
* IVV - ISHARES S&P 500 ETF	2,250	05-Jan-23			0.02	284.02	284.04		284.04	
QUBHA - HYBRID 3-BBSW+3.90% 05-10-23 SUB CUM	140	05-Jan-23			238.04		238.04		238.04	
METRICS - METRICS CREDIT PARTNERS WHOLESALE INVESTMENT TRUST	279,311	09-Jan-23			1,545.46	478.22	2,023.68		2,023.68	
MOT - METRICS INCOME	12,926	10-Jan-23			160.59	42.35	202.94		202.94	
NDQ - BETASHARES NASDAQ100	2,130	18-Jan-23			0.04	66.05	66.09		66.09	
METRICS - METRICS CREDIT PARTNERS WHOLESALE INVESTMENT TRUST	279,311	07-Feb-23			1,605.32	496.74	2,102.06		2,102.06	
MOT - METRICS INCOME	12,926	08-Feb-23			165.71	43.69	209.40		209.40	
TCL - TRANSURBAN GROUP	4,855	13-Feb-23			312.89	973.68	1,286.57		1,286.57	
CLW - CHARTER HALL LONG WALE REIT	6,673	14-Feb-23				467.11	467.11		467.11	
HPI - HOTEL PROPERTY	15,809	03-Mar-23			4.11	1,450.32	1,454.43		1,454.43	
METRICS - METRICS CREDIT PARTNERS WHOLESALE INVESTMENT TRUST	279,311	07-Mar-23			1,455.40	450.35	1,905.75		1,905.75	
MOT - METRICS INCOME	12,926	08-Mar-23			142.18	37.49	179.67		179.67	

Adviser Name: Andrew Murray

Location: SYDNEY

Phone No: (02) 8216 6462

Account No: 148927

Ord Minnett Limited AFS Licence 237121 ABN 86 002 733 048 A Market Participant of the Australian Stock Exchange Limited

While Ord Minnett believes that the information contained herein is reliable, no warranty is given as to its accuracy or the accuracy of information or material from other sources and persons who rely on it do so at their own risk. Accordingly you should satisfy yourself as to the correctness or otherwise of the statements contained herein.

ORD MINNETT

INVESTMENT INCOME RECEIVED

From 1 July 2022 Through 30 June 2023

St Heaps Investments Pty Ltd

<St Heaps Family S/F A/C>

Security Name	Units	Payable Date	Unfranked Dividend	Franked Dividends	Interest	All Other ¹ Income	Total Income	Tax ² Withheld	Income Received	Imputation Credit
EDV - ENDEAVOUR	2,277	20-Mar-23		325.61			325.61		325.61	139.55
NABPE - CAP NOTE 3-BBSW+2.20% 20-09-28 CUM RED T-09-23	530	20-Mar-23			706.65		706.65		706.65	
SHL - SONIC HEALTHCARE	2,255	22-Mar-23		947.10			947.10		947.10	405.90
ASX - ASX LIMITED	660	29-Mar-23		766.92			766.92		766.92	328.68
BHP - BHP GROUP LIMITED	8,739	30-Mar-23		11,916.82			11,916.82		11,916.82	5,107.21
CBA - COMMONWEALTH BANK.	1,175	30-Mar-23		2,467.50			2,467.50		2,467.50	1,057.50
OMMCMT - ORD MINNETT CASH MANAGEMENT TRUST	253,187	31-Mar-23			1,549.69		1,549.69		1,549.69	
CSL - CSL LIMITED	210	05-Apr-23	340.51				340.51		340.51	
QUBHA - HYBRID 3-BBSW+3.90% 05-10-23 SUB CUM	140	05-Apr-23			248.08		248.08		248.08	
WDS - WOODSIDE ENERGY	1,579	05-Apr-23		3,401.80			3,401.80		3,401.80	1,457.91
METRICS - METRICS CREDIT PARTNERS WHOLESALE INVESTMENT TRUST	279,311	11-Apr-23			1,621.05	501.61	2,122.66		2,122.66	
MOT - METRICS INCOME	12,926	12-Apr-23			153.43	40.46	193.89		193.89	
WOW - WOOLWORTHS GROUP LTD	1,702	13-Apr-23		782.92			782.92		782.92	335.54
IVV - ISHARES S&P 500 ETF	2,250	17-Apr-23			0.05	319.86	319.91		319.91	
HUB - HUB24 LTD	1,715	18-Apr-23		240.10			240.10		240.10	102.90
SVW - SEVEN GROUP HOLDINGS	1,727	05-May-23		397.21			397.21		397.21	170.23
METRICS - METRICS CREDIT PARTNERS WHOLESALE INVESTMENT TRUST	279,311	08-May-23			1,564.58	484.13	2,048.71		2,048.71	
MOT - METRICS INCOME	12,926	08-May-23			139.11	36.68	175.79		175.79	
CLW - CHARTER HALL LONG WALE REIT	6,673	15-May-23				467.11	467.11		467.11	

Adviser Name: Andrew Murray

Location: SYDNEY

Phone No: (02) 8216 6462

Account No: 148927

Ord Minnett Limited AFS Licence 237121 ABN 86 002 733 048 A Market Participant of the Australian Stock Exchange Limited

While Ord Minnett believes that the information contained herein is reliable, no warranty is given as to its accuracy or the accuracy of information or material from other sources and persons who rely on it do so at their own risk. Accordingly you should satisfy yourself as to the correctness or otherwise of the statements contained herein.

ORD MINNETT

INVESTMENT INCOME RECEIVED

From 1 July 2022 Through 30 June 2023

St Heaps Investments Pty Ltd

<St Heaps Family S/F A/C>

Security Name	Units	Payable Date	Unfranked Dividend	Franked Dividends	Interest	All Other ¹ Income	Total Income	Tax ² Withheld	Income Received	Imputation Credit
BOQ - BANK OF QUEENSLAND.	5,055	01-Jun-23		1,011.00			1,011.00		1,011.00	433.29
METRICS - METRICS CREDIT PARTNERS WHOLESALE INVESTMENT TRUST	279,311	07-Jun-23			1,689.25	522.71	2,211.96		2,211.96	
NABPE - CAP NOTE 3-BBSW+2.20% 20-09-28 CUM RED T-09-23	330	20-Jun-23			489.79		489.79		489.79	
OMMCMT - ORD MINNETT CASH MANAGEMENT TRUST	15,282	30-Jun-23			784.65		784.65		784.65	
TOTAL			5,278.73	62,253.34	25,363.64	16,775.62	109,671.33	117.60	109,553.73	26,680.74

1. All Other Income (“Other income is used for trust distributions which components are not known until the trust distributes annual tax statements. Please note that the income components will be updated at the end of the financial year and provided with your Tax Report.”)
2. Tax Withheld (“Tax withheld includes both TFN withholding as well as Non-resident/Foreign withholding tax.”)

International sourced income is displayed in Australian dollars based on the exchange rate on the payable date.

* As at the ex-dividend date, this security has been held for less than 45 days. Please review this transaction as the investor may not be entitled to any imputation credit.

Adviser Name: Andrew Murray

Location: SYDNEY

Phone No: (02) 8216 6462

Account No: 148927

Ord Minnett Limited AFS Licence 237121 ABN 86 002 733 048 A Market Participant of the Australian Stock Exchange Limited

While Ord Minnett believes that the information contained herein is reliable, no warranty is given as to its accuracy or the accuracy of information or material from other sources and persons who rely on it do so at their own risk. Accordingly you should satisfy yourself as to the correctness or otherwise of the statements contained herein.



BHP Group Limited
ABN 49 004 028 077

022322 000 BHP



ST HEAPS INVESTMENTS PTY LTD
<ST HEAPS FAMILY S/F A/C>
C/-ORD MINNETT LTD-PARS DEPT
GPO BOX 5274
SYDNEY NSW 2001

Update Your Details:



www.computershare.com.au/investor



(within Australia) 1300 656 780
(outside Australia) +61 3 9415 4020



Computershare Investor Services Pty Limited
GPO Box 2975 Melbourne
Victoria 3001 Australia

Your Shareholding

SHARE CLASS	HOLDER NUMBER
Ordinary Shares	HIN WITHHELD
TFN/ABN STATUS	DIRECT CREDIT REF NO
Quoted	333929
RECORD DATE	PAYMENT DATE
2 September 2022	22 September 2022

You must keep this document for your tax records.

BHP Group Limited Shares

FY2022 Final Dividend Payment - Dividend Statement & Direct Credit Advice

The statement below represents your final dividend for the full year ended 30 June 2022. This dividend is paid at the rate of US\$1.75 (equivalent to A\$2.55183878) per share on your holding of fully paid ordinary shares, registered in your name and entitled to participate as at the Record Date. This dividend has been franked in Australia at a rate of 100% and the company tax rate used to determine the franking credit is 30%. All amounts are in Australian dollars, except where indicated.

Amount per Security	Number of Securities	Franked Amount	Unfranked Amount	Gross Payment
A\$2.55183878	8,739	A\$22,300.52	A\$0.00	A\$22,300.52
Net Payment				A\$22,300.52
Australian Franking Credit				A\$9,557.37

Your Payment Instruction

WESTPAC BANKING CORPORATION
BSB: 032-847
Account Number: XXXXX95

Amount Deposited

A\$22,300.52

If payment cannot be made to the above instruction, you will be issued with a cheque in the same currency as the Amount Deposited.



To start receiving your statements online simply visit www.computershare.com.au/easyupdate/bhp



Macquarie Group Limited
ABN 94 122 169 279

MACQUARIE

All Registry communications to:
Link Market Services Limited
Locked Bag A14
Sydney South NSW 1235 Australia
Telephone: +61 1300 554 096
Email: macquarie@linkmarketservices.com.au
Website: www.linkmarketservices.com.au



016 020907

ST HEAPS INVESTMENTS PTY LTD
<ST HEAPS FAMILY S/F A/C>
C/-ORD MINNETT LTD-PARS DEPT
GPO BOX 5274
SYDNEY NSW 2001

Dividend Statement

ASX Code:	MQG
Payment Date:	4 July 2022
Record Date:	17 May 2022
SRN/HIN:	X*****3986
TFN/ABN Status:	Quoted

Dear Shareholder,

This dividend statement is for your Macquarie Group Limited final ordinary dividend for the six months ended 31 March 2022.

This dividend is franked at 40% at the Australian corporate tax rate of 30%. Macquarie Group Limited declares the whole of the unfranked amount to be conduit foreign income.

Description	Dividend Rate per share \$	Shares Held	Unfranked Amount \$	Franked Amount \$	Gross Amount \$	Franking Credits \$
Ordinary Shares	3.50	1,181	2,480.10	1,653.40	4,133.50	708.60

DIVIDEND REMITTED TO:

WESTPAC BANK
(NBFI AGENCY TO 032-003)
SYDNEY NSW 2000
BSB: ***-847
ACC: ***8295
Account Name: ST HEAPS INVESTMENT P/L ATF ST H
Direct Credit Reference No.: 001277417711

Amount Deposited
\$4,133.50

IMPORTANT INFORMATION

See overleaf for instructions on how to update your details online.

This statement contains important information to assist you in preparing any tax returns you may be required to lodge. Please retain this statement for taxation purposes as a charge may be levied for replacement.

Update your details online



How to update your information:

1. Login to Link's Investor Centre at **www.linkmarketservices.com.au** and click on 'Investor Login' or scan the QR Code (above).
2. Enter your email address and password in **Portfolio Login**.
3. If you do not have a **Portfolio*** login, please set up a portfolio by selecting **Register Now** and follow the prompts.

Authentication may be required depending on the value of your portfolio. If you are unable to update your address or bank account details online, you must complete the relevant forms (available on Link's website) and return the completed forms to Link.

How to register for a Portfolio:

1. Enter the Issuer's name/Issuer Code.
2. You will need your HIN/SRN. This important information is on your holding statement. You should always ensure this information is kept in a safe place.
3. Enter your postcode or, if your registered address is overseas, click on the Outside Australia link and select your country of residence from the drop-down list.

* Setting up a Portfolio login allows you to easily manage your holdings across issuers who use Link as their registrar.

DOWNLOAD THE INVESTOR CENTRE APP TO EASILY MANAGE YOUR INVESTMENTS

You can also manage your Link Portfolio on the go. Simply download the **Link Investor Centre** mobile app from Apple Store or Google Play.

Your information:

Please provide the following details to help administer your security holding if you haven't already.

1	Email address Communication by email means you can be promptly notified of key company announcements, when payments are made and statements are available, and when voting can be accessed online for company meetings. Select Communications , click on Preferences and select ALL communications electronically .
2	Bank account details For Australian residents, payments will only be paid directly into your nominated bank account (if valid). Select Payments & Tax , click on Payment Instructions . You may be able to receive your payments in a foreign currency. Select Foreign Currency Payment under the Payment Instructions menu and consider the terms and conditions. You may wish to participate in the Dividend Reinvestment Plan (DRP), simply select Reinvestment Plans under the Payments & Tax menu (if DRP is applicable).
3	TFN, TFN exemption or ABN To update your Tax File Number (TFN), TFN exemption code or Australian Business Number (ABN) select Payments & Tax , click on Tax Details .



SONIC HEALTHCARE LIMITED

ABN 24 004 196 909

005572 000 SHL



ST HEAPS INVESTMENTS PTY LTD
<ST HEAPS FAMILY S/F A/C>
C/-ORD MINNETT LTD-PARS DEPT
GPO BOX 5274
SYDNEY NSW 2001

Update your information:

Online:
www.computershare.com.au/easyupdate/shl

By Mail:
Computershare Investor Services Pty Limited
GPO Box 2975 Melbourne
Victoria 3001 Australia

Enquiries:

(within Australia) 1300 850 505
(international) +61 3 9415 4000

Holder Identification Number (HIN)

HIN WITHHELD

ASX Code	SHL
TFN/ABN Status	Quoted
Record Date	7 September 2022
Payment Date	21 September 2022
Direct Credit Reference No.	824974

2022 Final Dividend

Dear Securityholder

This advice represents payment of your Final Dividend for the financial year ended 30 June 2022 at the rate of 60 cents per share. This payment is 100% franked at 30%.

Please ensure your information is up to date. Simply visit www.computershare.com.au/easyupdate/shl to update your TFN, banking instructions or personal details.

Yours faithfully
Paul Alexander
Company Secretary

Class Description	Amount per Security	Number of Securities	Franked Amount	Unfranked Amount	Gross Payment
Ordinary Shares	60 Cents	2,255	\$1,353.00	\$0.00	\$1,353.00

Note 1: You should retain this statement to assist you in preparing your tax return.

Note 2: If you require your payment to be re-issued, you may be charged an administrative fee which will be deducted from your payment.

Net Payment	AUD\$1,353.00
Franking Credit	\$579.86


Your Payment Instruction

WESTPAC BANKING CORPORATION
BSB: 032-847 Account number: XXXXX95

Amount Deposited

AUD\$1,353.00

If payment cannot be made in accordance with the above instruction, your dividend entitlement will be withheld pending receipt of your valid direct credit instructions.



018791 000 WDS



ST HEAPS INVESTMENTS PTY LTD
<ST HEAPS FAMILY S/F A/C>
C/-ORD MINNETT LTD-PARS DEPT
GPO BOX 5274
SYDNEY NSW 2001

Update Your Information:

www.investorcentre.com/wds



Computershare Investor Services Pty Limited
GPO Box 2975 Melbourne
Victoria 3001 Australia



1300 558 507 (within Australia)
+61 3 9415 4632 (outside Australia)



Holder Identification Number (HIN)

HIN WITHHELD

ASX Code	WDS
TFN/ABN Status	Quoted
Record Date	9 March 2023
Payment Date	5 April 2023
Direct Credit Reference No.	807613

DIVIDEND STATEMENT

The statement below represents your final dividend for the full year ended 31 December 2022. This dividend is paid at the rate of US\$1.44 (equivalent to A\$2.15439856) per share on your holding of fully paid ordinary shares, registered in your name and eligible as at the record date 9 March 2023.

This dividend is fully franked (100%) at the tax rate of 30%.

Class Description	Amount per Security	Number of Securities	Franked Amount	Unfranked Amount	Total Payment
Ordinary Shares	A\$2.15439856	1,579	A\$3,401.80	A\$0.00	A\$3,401.80
Net Payment					A\$3,401.80
Australian Franking Credit					A\$1,457.91

PLEASE CONSIDER RECEIVING ONLINE SHAREHOLDER COMMUNICATIONS

Shareholders who receive online communications enjoy the benefits of quick and convenient communications including notifications of company results. Online communications are fast, secure and environmentally friendly. To make the switch, or to update your securityholder information, please see reverse of this advice.

Important Notes:

- You should retain this statement to assist you in preparing your tax return.
- If you require a replacement payment for any of your dividend payments, you may be charged a fee to cover the costs to reissue such payments.

YOUR PAYMENT INSTRUCTION

WESTPAC BANKING CORPORATION
BSB: 032-847 Account number: XXXXX95

Amount Deposited
A\$3,401.80

If payment cannot be made to the above account, the dividend amount will be withheld pending receipt of your valid direct credit instructions.

NEED HELP WITH YOUR SHAREHOLDING?

1. How do I create an online Investor Centre account to manage my shareholding?

- Visit www.investorcentre.com/wds
- If you have an existing User ID and password, click on the purple '**Login**' button and you will be taken to the Investor Centre login page.
- To create an online account, click on the purple '**Register now**' button.
- Follow the instructions provided to create your online profile.
- Once you have set up your profile you can view and manage your shareholding, access statements, update your details and much more. You will need your Securityholder Reference Number (SRN) or Holder Identification Number (HIN) (shown on the reverse of this document) to set up your profile. Please keep a record of your user ID, password and security questions for the next time you log in.

2. How do I update my address details?

- If your holder number begins with 'X', your holding is broker sponsored. Please contact your broker as only they can update your postal address.
- If you have an online Investor Centre account (See item 1 above), you can log in, select '**My Profile**' and go to '**Address Change**' and edit your details, or
- Contact Computershare (See item 5 below).

3. How do I register for electronic communications?

- If you have an online Investor Centre account (See item 1 above), you can log in, select '**My Profile**' and go to '**Communication Preferences**' and edit your email address and/or communication elections, or
- Contact Computershare (See item 5 below).

4. How do I update my bank details?

- If you have an online Investor Centre account (See item 1 above), you can log in, select '**My Profile**' and go to '**Banking Details**' and edit your payment instructions, or
- Contact Computershare (See item 5 below). You can provide us with your details or request a Direct Credit form.

5. Further Information

- If you require further assistance in regard to managing your shareholding, visit www.investorcentre.com/wds or contact Computershare on 1300 558 507 (within Australia) or +61 3 9415 4632 (outside Australia).

Client name	ST HEAPS FAMILY SUPER FUND	Fin Accounts Prepared by	TANIA CARTER
Client code	STHEAPS	Date prepared	06-Nov-2023
Year ended	30/06/2023	Reviewed by	
SRN/HIN	X0049773986	Date reviewed	
Postcode	2001	Back to Cover	

Objective To ensure expenditures are correctly recorded and exists

Procedures Randomly sampled items of expenditures and check with source documents, general ledger and bank statements.

Date	Company	GL	Bank Statement	Source Documents*
30/06/2023	ATO Super Levy 2023	259.00	259.00	259.00
20/12/2022	Accountancy Fees	2,306.25	2,306.25	2,306.25
14/12/2022	Audit Fees	385.00	385.00	385.00
30/06/2023	Investment Management Fees	10,600.28	10,600.28	10,600.28
			-	-
			-	-

* Attached source documents here

Total Value of Sample	13,550.53
Total Expenses	13,987.03
Sampling Percentage	96.88%

- 1 Agreed to external source documents.
- 2 Agreed that expenditures were reasonable and incurred by the super fund.

Insurance

- 3 Did super fund provide life insurance for members?
- 4 If yes, obtain a copy of policy and certificate of currency to ensure that insurance premiums have been paid.
- 5 Ensure that the policy owner is in the name of the super fund.

TAX INVOICE

Supplier: Super Audits

Auditor: A.W. Boys
SMSF Auditor Number (SAN) 100014140
Registered Company Auditor (67793)

Address: Box 3376
Rundle Mall 5000

ABN: 20 461 503 652

Services: Auditing

Date: 13 December 2022

Recipient: ST Heaps Family Super Fund

Address: C/- Suite 7 Level 5 66 Hunter Street SYDNEY NSW 2000

Description of Services

Statutory audit of the ST Heaps Family Super Fund for the financial year ending 30 June 2022.

Fee: \$350.00

GST: \$35.00

Total: \$385.00

Payment can be made with a cheque payable to Super Audits postal address being Box 3376 Rundle Mall 5000 or alternatively an EFT can be made BSB 015-056 Account No. 387392386.



ROACH & BRUCE Consulting Pty Ltd

ABN: 38 069 661 141

CHARTERED ACCOUNTANT

ANTHONY BRUCE, B.Comm, FCA

Suite 7, Level 5
66 Hunter Street
SYDNEY NSW 2000
Tel: (02) 9232 8211
enquiries@rabca.com.au
www.roachandbruce.com.au

St Heaps Family Super Fund
6 Macarthur Street
ST IVES NSW 2075

19 December 2022

TAX INVOICE

Inv No. 7141

To our fee for professional services rendered:

Writing up the books of account of the St Heaps Family Super Fund for the year ended 30 June 2022 and preparing therefrom a balance sheet and supporting accounts for the year then ended.

Preparation and lodgement of income tax return for the year ended 30 June 2022.

Advising both you and Ord Minnett Ltd of your minimum pension entitlement for the year ending 30 June 2023.

Lodging business activity statements for the year to enable GST to be claimed back on advisory fees.

Preparing a Sophisticated Investor Certificate and sending it to Ord Minnett Limited.

Forwarding ASIC Annual Review Statement and preparing Minutes of Solvency.

Several telephone conversations with you and Brooke from Ord Minnett in relation to your application for a Director Identification Number.

Fee	2,500.00
GST	250.00
TOTAL	\$2,750.00

REMITTANCE ADVICE

St Heaps Family Super Fund

Invoice Terms (14) Days from Invoice Date

Please make all cheques payable to: Roach & Bruce Consulting Pty Ltd

Direct Credit Details: BSB 032-024 Account #: 229 586

Payment Due: \$2,750.00

Invoice No: 7141

Ref: STHEAPS

ORD MINNETT

EXPENSE SUMMARY

From 01 July 2022 Through 30 June 2023

St Heaps Investments Pty Ltd
<*St Heaps Family S/F A/C*>

Date	Description	Net Amount	GST	Gross Amount
	Management Fee			
17-Aug-2022	PARS Fee 01Jul2022 to 30Sep2022	2,447.18	244.72	2,691.90
17-Nov-2022	PARS Fee 01Oct2022 to 31Dec2022	2,439.98	244.00	2,683.98
16-Feb-2023	PARS Fee 01Jan2023 to 31Mar2023	2,672.52	267.25	2,939.77
22-May-2023	PARS Fee 01Apr2023 to 30Jun2023	2,782.06	278.21	3,060.27
	Management Fee Total	10,341.74	1,034.18	11,375.92
	TOTAL EXPENSES	10,341.74	1,034.18	11,375.92

Adviser Name: Andrew Murray
Location: SYDNEY
Phone No: (02) 8216 6462
Account No: 148927

Ord Minnett Limited AFS Licence 237121 ABN 86 002 733 048 A Market Participant of the Australian Stock Exchange Limited

While Ord Minnett believes that the information contained herein is reliable, no warranty is given as to its accuracy or the accuracy of information or material from other sources and persons who rely on it do so at their own risk. Accordingly you should satisfy yourself as to the correctness or otherwise of the statements contained herein.

Corporate Actions Appendix - Financial Year Ending 30 June 2023

For information purposes we have included the treatment(s) that have been used to reflect mainstream corporate activity within the financial year ending 30 June 2023. Please note that this may not be applicable to your investments. If these corporate activities do not apply to you please disregard this Appendix .

Section 1: Specific Information on Major Corporate Action Transactions

Australia and New Zealand Banking Group Limited (ANZ) - Renounceable Right Issue

Eligible Australia and New Zealand Banking Group Limited shareholders, as at the Record Date of 21st July 2022, were able to participate in the ANZ Renounceable Entitlement Offer. ANZ Shareholders were provided the opportunity to acquire new ANZ Shares at \$18.90 per share on a 1 for 15 basis.

Eligible ANZ Shareholders who left their Entitlements to lapse, had their Entitlements offered for sale through the Retail Shortfall Bookbuild. The Bookbuild cleared at a price of \$23.00 per New Share, and each eligible Shareholder who elected to let all, or part of their Entitlement lapse was paid \$4.10 for each Entitlement sold on their behalf via the bookbuild facility.

National Australia Bank Capital Notes 2 (NABPD) - Reinvestment Offer

Under the Reinvestment Offer, eligible NAB Capital Notes 2 securityholders (NABPD), as at the record date of 1st June 2021, had the opportunity to reinvest their NABPD securities into NAB Capital Notes 6 (NABPI) on a 1 for 1 basis.

McMillan Shakespeare Limited (MMS) - Off-Market Buy-Back

Eligible McMillan Shakespeare Limited shareholders had the opportunity to sell all or some of their MMS shares, held as at the record date of 6th September 2022. Tenders could be lodged at the final price tender or at a discount between 10% and 14% (inclusive) at 1% intervals to the market price. As a result of the strong demand for the Buyback, Shares were only bought back from Shareholders who tendered their shares at a Tender Discount of 14% or as Final Price Tenders.

The ATO Class Ruling confirmed that the Off-Market Buy-Back Price of \$11.67 is made up of a fully franked dividend component of \$10.67 and a capital component of \$0.99. The deemed capital proceeds were \$1.55 comprising of the capital component of \$0.99 and the excess tax value over the Buy-Back price of \$0.56.

Telstra Group Limited (TLS) - Scheme of Arrangement

Telstra Group Limited acquired approvals for the Corporate Restructure. Eligible Telstra Group Limited shareholders, as at the record date of 24th October 2022, were entitled to receive one New Telstra Corp Share for every existing Telstra Share. New Telstra Corp Shares will have the same dividend and voting rights as Telstra Shares.

ANZ Group Holdings Limited (ANZ) - Scheme of Arrangement

ANZ Group Holdings Limited acquired approvals for the Corporate Restructure. Eligible ANZ Group Holdings Limited shareholders, as at the record date of 29th December 2022, were entitled to receive one ANZ NOHC Share for every existing ANZ Share. New ANZ NOHC Shares will have the same dividend and voting rights as ANZ Shares.

CommBank PERLS VII Capital Notes (CBAPD) - Reinvestment Offer

Under the Reinvestment Offer, eligible CBA PERLS VII securityholders (CBAPD), as at the record date of 7th October 2022, had the opportunity to reinvest their CBAPD securities into CBA PERLS XV Capital Notes (CBAPL) on a 1 for 1 basis.

Insurance Australia Group Limited Capital Notes 1 (IAGPD) - Reinvestment Offer

Under the Reinvestment Offer, eligible IAGPE Capital Notes 1 (IAGPD), as at the record date of 17th November 2022, had the opportunity to reinvest their IAGPE securities into IAG Capital Notes 2 (IAGPE) on a 1 for 1 basis.

Link Administration Holdings Limited (LNK) - Demerger of PEXA Group Limited

Eligible Link Administration Holdings Limited shareholders, as at the record date 3rd January 2023, were entitled to receive one PEXA (PXA) share for every 7.52 Link Group shares. Following the demerger, Link shareholders owned shares in both Link and PEXA.

Pendal Group Limited (PDL) - Scheme of Arrangement

Perpetual Limited (PPT) acquired all of the shares in Pendal Group Limited (PDL) through a scheme of arrangement. Eligible Pendal Group Limited shareholders, as at the record date of 16th January 2023, were entitled to receive a total of \$1.65 cash per Pendal share held, less the Permitted Dividend Amount of 3.5 cents per share which was paid to Pendal shareholders on 15 December 2022, and one Perpetual share (PPT) for every seven Pendal shares held.

ANZ Capital Notes 3 (AN3PF) - Reinvestment Offer

Under the Reinvestment Offer, eligible ANZ Capital Notes 3 (AN3PF) noteholders, as at the record date of 10th February 2023, had the opportunity to reinvest their AN3PF securities into ANZ Capital Notes 8 (AN3PK) on a 1 for 1 basis.

PropTech Group Limited (PTG) - Scheme of Arrangement

Rockend Technology Pty Limited (BidCo) acquired all of the shares in PropTech Group Limited (PTG) through a scheme of arrangement. Eligible PropTech Group Limited shareholders, as at the record date of 15th February 2023, were entitled to receive a total of \$0.60 cash per PropTech Group Limited share held.

Corporate Actions Appendix - Financial Year Ending 30 June 2023

For information purposes we have included the treatment(s) that have been used to reflect mainstream corporate activity within the financial year ending 30 June 2023. Please note that this may not be applicable to your investments. If these corporate activities do not apply to you please disregard this Appendix .

Carsales.Com Limited (CAR) - Renounceable Right Issue

Eligible Carsales.Com Limited shareholders, as at the record date of 13th March 2023, were able to participate in the CAR Renounceable Entitlement Offer. CAR shareholders were provided the opportunity to acquire new CAR shares at \$19.95 per share on a 1 for 14.01 basis.

Eligible CAR Shareholders who left their entitlements to lapse, had their entitlements offered for sale through the Retail Shortfall Bookbuild. The Bookbuild cleared at a price of \$22.45 per new share, and each eligible shareholder who elected to let all, or part of their Entitlement lapse were paid \$2.50 for each entitlement sold on their behalf via the Bookbuild Facility.

OZ Minerals Limited (OZL) - Scheme of Arrangement

BHP Lonsdale Investments Pty Limited acquired all of the shares in OZ Minerals Limited (OZL) through a scheme of arrangement. Eligible OZ Minerals Limited shareholders, as at the record date of 24th April 2023, were entitled to receive a total of \$28.25 cash per OZL share held, less the Permitted Dividend Amount of \$1.75 per share which was paid to OZL shareholders on 21 April 2023.

Challenger Limited Capital Note 2 (CGFPB) - Reinvestment Offer

Under the Reinvestment Offer, eligible Challenger Capital Note 2 (CGFPB) noteholders, as at the record date of 3rd March 2023, had the opportunity to reinvest their CGFPB securities into Challenger Capital Notes 4 (CGFPD) on a 1 for 1 basis.

Sezzle Inc. (SZL) - Capital Reconstruction

Sezzle Inc. completed a Capital Reconstruction. SZL unitholders as at the record date of 17th May 2023, had there SZL Holdings reconstructed on the basis that every 38 units were consolidated into 1 unit. Fractional units were rounded up to the next whole number.

Corporate Actions Appendix - Financial Year Ending 30 June 2023

For information purposes we have included the treatment(s) that have been used to reflect mainstream corporate activity within the financial year ending 30 June 2023. Please note that this may not be applicable to your investments. If these corporate activities do not apply to you please disregard this Appendix .

Section 2: Attribution Managed Investment Trust (AMIT) - Changes to report format

Attribution Managed Investment Trust (AMIT) - Report fields

The following information has been prepared to assist you in interpreting the AMIT related fields on your Investment Income Received (Annual Tax) report for 2023.

The AMIT related fields are labelled as follows:

- AMIT CBA - AMIT Cost Base Net Adjustment
- AMIT CGU - AMIT CGT Gross Up Amount
- Other Non Taxable - Non-Taxable/Non-Assessable Amounts

Please see below for an explanation of the new components.

Clients are strongly advised to obtain professional advice in regards to the tax treatment of the cost base adjustments, CGT Gross Up amounts and non-assessable/non-taxable amounts.

Please refer to the companies' websites and their FY2023 Tax Return Guides for further information.

AMIT Cost Base Net Adjustment

An attribution managed investment trust (AMIT) can make non-assessable payments to unit holders, which can affect the cost base or reduced cost base of your holding. If you receive non-assessable payments from an AMIT, the cost base and reduced cost base of your units may need to be adjusted upward or downward:

- A cost base reduction occurs when the actual payments received (or which you have a right to receive) from the AMIT (including any tax offsets) are greater than the amounts attributed to you by the AMIT (to be included in your assessable income).
- A cost base increase occurs when the amounts that have been attributed to you by the AMIT (to be included in your assessable income) are greater than the actual payments received (or which you have a right to receive).

The reduction and the increase amounts are netted off against each other to arrive at your 'cost base net adjustment amount', which is then applied to your asset cost base.

Note that these adjustments are automatically applied to your cost bases on the PARS platform, and are reflected in your 'Reduced Cost Base' on both the Unrealised Capital Gains and Realised Capital gains reports.

This value is provided in your Investment Income Received (Annual Tax) report under the "AMIT CBA" heading.

AMIT CGT Gross Up Amount

The AMIT CGT Gross Up amount is used to reconcile the total current year capital gains amount to be included on your tax return. AMIT CGT Gross Up amounts are generally present when the total current year capital gains attributed to you are not paid or are only partially paid. This amount is included in the AMIT cost base increase.

This value is provided in your Investment Income Received (Annual Tax) report under the "AMIT CGU" heading.

When completing Tax Return Label 18H (Total Current Year Capital Gains), the amounts provided under the following Investment Income Received (Annual Tax) report headings should be added:

- Discount Capital Gain
- Capital Gain Other
- CGT Concession
- AMIT CGU

Non-Taxable/Non-Assessable Amounts

These values consist of other non-attributable amounts, net exempt income and non-assessable non-exempt income that have been distributed to you. This may include the amounts previously known as tax-free amounts and tax deferred amounts (including returns of capital).

Non-assessable amounts are not assessable for income tax purposes, and are reflected in the AMIT cost base net adjustment amount.

For the purposes of these annual tax reports, the other non-attributable amounts represent the difference between cash distributions and other entitlements from an AMIT

Corporate Actions Appendix - Financial Year Ending 30 June 2023

For information purposes we have included the treatment(s) that have been used to reflect mainstream corporate activity within the financial year ending 30 June 2023. Please note that this may not be applicable to your investments. If these corporate activities do not apply to you please disregard this Appendix .

to the amount of attribution income. These amounts may be a positive number or a negative number. To reconcile the actual payments received with the total reportable tax attribution value, the amounts provided under the following Investment Income Received (Annual Tax) report headings should be added:

- Gross Income
- Other Non Taxable

CGT event E10

Where a cost base reduction amount exceeds a cost base increase amount, the resulting cost base net adjustment amount reduces an asset's cost base or reduced cost base. If the net amount is greater than the cost base, it will reduce the cost base to nil, and any remaining excess will give rise to a capital gain as a result of CGT event E10.

Where the cost base increase amount exceeds the cost base reduction amount, the resulting cost base net adjustment amount increases your asset's cost base and reduced cost base. This will not trigger a CGT event; however, it may result in a reduced capital gain or increased capital loss in the future if you dispose of your CGT asset.

NCMI Components

'NCMI' tax components relate to income from a trust that is a Managed Investment Trust (MIT) that is classified as 'Non-Concessional MIT income' (NCMI). 'Excluded from NCMI' amounts are payments that would be NCMI payments were not for the application of transitional arrangements.

NCMI payments are subject to a withholding tax rate of 30% when paid to a non-resident. Standard withholding tax rates (those applicable after taking into account the investors country of residence) apply to these 'Excluded from NCMI' amounts.

In most instances, NCMI tax components are irrelevant to resident taxpayers. For this reason, NCMI payments, and excluded from NCMI payments, are added together and included under the 'Other Income' report field.

Section 3: General Taxation Treatment of Corporate Actions

i) New shares issued under Rights and Security/Share Purchase Plans

New Shares will be treated for the purposes of the capital gains tax (CGT) discount as having been acquired when the Eligible Shareholder exercised the Entitlement to subscribe for them. Accordingly, in order to benefit from the CGT discount in respect of a disposal of those Shares, they must have been held for at least 12 months after the date of exercise before the disposal occurs.

ii) Treatment of dividends

Dividends are taxable on the payment date. It is this date that will determine in which income year you include the dividend in your assessable income. Where the dividend is paid by cheque, it is deemed to have been paid to you on the date the cheque was posted and not on the date the cheque was received, banked or cleared.

iii) Treatment of distributions from trusts and managed funds

Distributions from trusts and managed funds are taxable on the date in which you become entitled to the distribution. This is usually the "ex-date". You should use the ex-date to determine which income year the distribution components are to be included in your assessable income. Some stapled securities pay both dividends and distributions. In this case we have split the income in our reports. The dividend component will generally be taxable in the year in which it is paid and the distribution component will generally be taxable in the year in which the security holder is entitled to receive the distribution.

For the purpose of our reports foreign dividends, foreign interest, passive foreign income and other foreign income have all been entered under the heading "Foreign Income". Any associated tax offsets have been entered under the heading "Foreign Tax Credits".

iv) Treatment of tax deferred amounts from trusts and managed funds

Tax deferred payments from trusts or managed funds do not contribute to assessable income. We have accounted for tax deferred amounts by adjusting the cost base or reduced cost base of your units for the tax deferred component of distributions you have received. If the tax deferred amount is greater than the cost base of your units, you need to include the excess as a capital gain.

Corporate Actions Appendix - Financial Year Ending 30 June 2023

For information purposes we have included the treatment(s) that have been used to reflect mainstream corporate activity within the financial year ending 30 June 2023. Please note that this may not be applicable to your investments. If these corporate activities do not apply to you please disregard this Appendix .

v) Treatment of Returns of Capital

Return of capital amounts are generally not treated as assessable income. We have accounted for Return of Capital amounts by adjusting the cost base or reduced cost base of your shares or units for the Return of Capital amounts received. If the Return of Capital amount is greater than the cost base of your units, you need to include the excess as a capital gain.

vi) Retail premiums paid to shareholders where entitlements are not taken up or are not available.

The Australian Taxation Office (“ATO”) has issued Taxation Ruling TR 2017/4 dealing with taxation of rights granted, and retail premiums paid, to retail shareholders in connection with renounceable rights offers. The ruling is applicable where a shareholder was offered share entitlements which were not taken up and which expired, or when a shareholder was not offered share entitlements, and a retail premium was paid in respect of entitlements sold in the retail bookbuild process.

We have treated the retail premiums paid to shareholders for unexercised security entitlements as capital proceeds, in line with Part A of the ruling. These capital proceeds are eligible for the CGT discount where the eligible shareholders original shares have been held for 12 months or more.

However, shareholders who received a retail premium as described above should seek their own tax advice on the Australian taxation treatment of the retail premium in their income tax returns.

vii) Treatment of CGT rollover on Schemes of Arrangement

The methodology used in apportioning cost bases in schemes and takeovers where CGT rollover has been assumed is the relative value method. The values used in the relative value method are company or ATO provided values when available. If no value or price has been published the volume weighted average price (VWAP) of the securities traded on the ASX on the implementation date is used as a reasonable estimate.

viii) Treatment of Bonus Share Plans

Bonus shares issued under Bonus Share Plans have not been treated as income and not subject to imputation. Such ordinary shares are regarded as having been acquired at the same time as the existing holding for no extra cost and the cost of the existing holding then becomes the cost of the aggregate of the existing holding and the new ordinary shares. Shareholders are advised to seek independent tax advice to determine the potential impact of the bonus share plans.

ix) Managed Funds - AET and HUB Platform Holdings

Components reported may be different based on each custodian's method of calculating the underlying components associated with each investment and the methodology used by them to reconcile to the Fund Manager Statements issued for their particular holding.

Corporate Actions Appendix - Financial Year Ending 30 June 2023

For information purposes we have included the treatment(s) that have been used to reflect mainstream corporate activity within the financial year ending 30 June 2023. Please note that this may not be applicable to your investments. If these corporate activities do not apply to you please disregard this Appendix .

Section 4: Additional Information

31 December 2022 Financial Year End

Where an entity has a Financial Year End 31 December 2022, your 2023 Annual Tax Report will include the distributions that fall within the calendar year ended 31 December 2022.

Non-Residents of Australia for Tax Purposes

The Australian Federal Government enacted a Non-Resident Withholding Tax regime also referred to as 12H Withholding tax. Foreign investors receiving distributions as “*Other Income*” may be able to claim a credit for the amount of tax withheld when they lodge an *Australian income tax return* in respect of their final tax liability. Please contact our office if you would like further information as to whether this may be applicable for you.

This information does not take into account your overall individual taxation circumstances and has been provided to assist you in completing your tax obligations. It is not advice. To determine whether this is applicable to you, please contact your financial accountant or tax adviser.

Listed Investment Company Capital Gain Information

If you received a distribution as a Listed Investment Company (“LIC”) Capital Gain, are an Australian resident (except complying Superannuation entity) or resident partnership for taxation purposes, you may be entitled to a deduction which you may be able to claim in your tax return.

This information does not take into account your overall individual taxation circumstances and has been provided to assist you in completing your tax obligations. It is not advice. To determine whether this is applicable to you, please contact your accountant or tax adviser.

Exploration Development Incentive Credits (EDI Credits)

The Exploration Development Incentive Credits have been entered as Franking Credits. The correct tax treatment will however be dependent on the type of entity the shares have been registered under. Shareholders are strongly advised to obtain professional advice on the taxation of these credits. For further information, please refer to the ATO guide.

<https://www.ato.gov.au/Business/Exploration-Development-Incentive/What-to-do-when-you-receive-exploration-credits>

Bonds

Bond transactions are not captured in the realised CGT report and are captured in the Transaction Statement. Please refer to the Bond transactions contained in this report to calculate any realised positions.

If you require further transaction information for Bond purchases recorded outside of the current financial year, please contact your Adviser.

Corporate Actions Appendix - Financial Year Ending 30 June 2023

For information purposes we have included the treatment(s) that have been used to reflect mainstream corporate activity within the financial year ending 30 June 2023. Please note that this may not be applicable to your investments. If these corporate activities do not apply to you please disregard this Appendix .

Section 5: Issuer Annual Tax Statements Yet to Be Received at 30th September 2023

As at the 30th of September 2023, the following companies, trusts, managed funds and unlisted securities/funds have not released a 2023 annual tax statement, and/or have not provided tax component information via company websites.

- 114 Albert Fund - Unlisted Units (114ALBERT.UNL)
- Abacus Group (ABG.ASX)
- Arena REIT (ARF.ASX)
- Elanor Commercial Property Fund (ECF.ASX)
- Elanor Hotel Accomodation Fund - Unlisted Units (EHAF.UNL)
- StoreInvest Property Trust Enhanced Income Fund No. 1 (EIF1.UNL)
- India Avenue Equity Fund - Retail Class (ETL0478AU.FND)
- Geometrica Fund - Founder Class - Lead Series (GEOMETRICA.UNL)
- Geometrica Fund - Founder Class - Series 17 (GEOMETRICA_AUG21.UNL)
- Antipodes Global Fund - (Class P) (IOF0045AU.FND)
- Mandurah Shopping Centre Unit Trust (MANDURAH.UNL)
- Munro Concentrated Global Growth (MCGG.AXW)
- Magellan Global Fund (MGE0001AU.FND)
- Vicinity Centres (VCX.ASX)

If you derived income from any of the above assets, you will receive an updated annual tax report when the issuer annual tax statements and tax component information have been received and the information has been updated on our reporting platform.

Disclaimer:

For information purposes we have included the Portfolio Services platform treatment(s) that have been used to reflect mainstream corporate activity within the financial year ending 30 June 2023. Please note that this information may not be applicable to your particular investments and associated Portfolio Service tax reports. If these corporate activities do not apply to you then please disregard this Appendix. While Ord Minnett believes that the information contained herein is reliable, no warranty is given as to its accuracy or the accuracy of information or material from other sources. Persons relying on this information do so at their own risk. Accordingly if this information is applicable to your investments then you should satisfy yourself as to the correctness or otherwise of the information provided and independent taxation advice should be sought pertaining to your individual situation.

Client name	ST HEAPS FAMILY SUPER FUND	Fin Accounts Prepared by	TANIA CARTER
Client code	STHEAPS	Date prepared	06-Nov-2023
Year ended	30-Jun-2023	Reivewed by	
SRN/HIN	X0049773986	Partner/Director	
Postcode	2001	Back to Cover	

Objective To ensure benefits paid were in accordance with condition of release of the trust deed and stated correctly

Benefits Paid

- Documentation of conditions of release were obtained and agreed to trust deed and SIS Act/Regulations.
Prior year member statements were reviewed and benefit payments were found to be reasonable.
Confirmed benefit paid with exited member (if applicable).
Confirmed minimum pension standards were met.

Pensions commenced during the financial year

Confirmed accounts were drawn up correctly up to commencement date for a new account based pension.

Commencement of account based pension was documented in the minutes of the fund (including reversionary beneficiary where applicable).

PAYG withholding was registered correctly and correct amounts were withheld taking into account tax free amounts and tax offsets (pension member under 60 years).

For transition to retirement pension, ensure that maximum pension amount is 10% only.

(need to register for PAYG withholding if member has been paid a pension prior to turning 60).

- Reviewed accounts and there were no transfers out during the year.