

CommSec



## Summary

Now you'll pay just \$10 per trade under \$1000. Find out more

SAGA SUPER FUND		Sunday 30 Jun 2019 9:58:49 PM Sydney Time	
Shares - 2142350		Run Health Checks	
Market Value	Today Change (\$1,362.73) / (0.40%)	Total Profit / Loss \$27,752.65 / 8.82%	<b>\$342,277.09</b>
Total Cost			\$314,524.44

## Estimated Settlements\*

2142350 - MR STANLEY GORICANE  
+ MRS GLENYS GORICAN ...

Date Due DR(\$) CR(\$)

You currently have no upcoming settlements for this account.

## Market Indices

Index	Value	Change
All Ordinaries	6,699.174	-43.830
ASX SPI 200	6,577.000	18.000
Dow Jones	26,599.960	73.380
FTSE-100	7,425.630	23.300
Hang Seng	28,542.620	-78.800
Nikkei 225	21,275.920	-62.250

Get the  
diversity of a  
managed fund

Portfolio  
quick linksTransfer Issuer Sponsored  
shares to CHES  
Sponsored with CommSecCustomise your accounts by  
giving them a memorable  
nickname and displaying them  
in the order of most used

\* The amount is an estimate of your settlement position based on the information that was available to CommSec at the time of calculation. This estimate is updated regularly throughout the day during business hours. CommSec has calculated your settlement position on a best endeavours basis: the amount may not reflect any recent offsetting of trades or transactions on your account. For more information on offsetting rules, please see the CommSec Client Guide. If you believe your estimated settlement position to be inaccurate, please refer to your trade confirmation notes and transactions. Please note: The settlement amount is only applicable to transactions on your Australian equity trading accounts.



## Accounts

Trade in over 25 global stock exchanges. Find out more

Columns on the holdings page are sortable for equity accounts. Just select the column heading to sort.

Account: 2142350 - MR STANLEY GORICANE + MRS GLENYS GORICANE <SAGA SUPER FUND A/C>

### Market Indices

Index	Value	Change
All Ordinaries	6,699.174	-43.830
ASX SPI 200	6,577.000	18.000

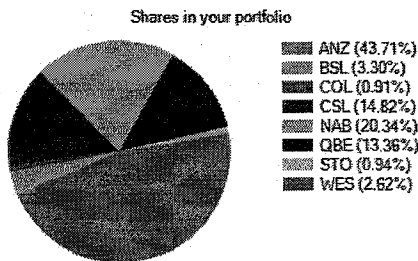
### Shares - 2142350

MR STANLEY GORICANE + MRS GLENYS GORICANE <SAGA SUPER FUND A/C> (HIN: 34293872)

Holdings Account Details Transactions Transfers

Share Holdings									
Download CSV   Edit   Add Issuer Holding									
Sun 30 Jun 2019 9:59 PM (Sydney time)									
Code	Avail Units	Purchase(\$)	Last(\$)	Mkt Value(\$)	Profit / Loss(\$)	Profit / Loss(%)	Change(\$)	Chg Value(\$)	Actions
<b>CHES</b>									
ANZ	5,303	27.850	28.210	149,597.63	1,909.08	1.29	-0.170	-901.51	BUY   SELL
BSL	937	3.120	12.050	11,290.85	8,367.41	286.22	-0.400	-374.80	BUY   SELL
COL	234	12.500	13.350	3,123.90	198.90	6.80	0.020	4.68	BUY   SELL
CSL	236	36.670	215.000	50,740.00	42,085.88	486.31	-0.190	-44.84	BUY   SELL
NAB	2,605	26.900	26.720	69,605.60	-468.90	-0.67	-0.030	-78.15	BUY   SELL
QBE	3,865	18.012	11.830	45,722.95	-23,893.43	-34.32	0.050	193.25	BUY   SELL
STO	456	11.677	7.080	3,226.48	-2,096.23	-39.37	-0.120	-54.72	BUY   SELL
WES	248	29.507	36.160	8,967.68	1,649.94	22.55	-0.430	-106.64	BUY   SELL
<b>Subtotal</b>				<b>342,277.09</b>	<b>27,752.65</b>	<b>8.82</b>		<b>-1,362.73</b>	
<b>Issuer</b>									
There are no Issuer Sponsored holdings on this account.									
Add holdings by selecting Add Issuer Holding above									
<b>Total</b>				<b>342,277.09</b>	<b>27,752.65</b>	<b>8.82</b>		<b>-1,362.73</b>	

### Share Holdings Summary Chart - CHES and Issuer Sponsored




### Insights

Your largest share holding in ANZ makes up more than 40% of your total share portfolio. This concentration could increase the volatility of your portfolio as a whole. You may want to review the size of this holding to make sure you are comfortable with this level of exposure.

### Portfolio Health Checks

Share Quality

Share Sector Diversification




Broker recommendations represent the consensus view of a panel of analysts as compiled by Morningstar.

Strong BUY   Moderate BUY   HOLD  
 Moderate SELL   Strong SELL  
 Not Rated

[Run Health Check](#)

Last run on 25 Jun 2018



Diversification of your share portfolio by industry sectors.

Energy   Materials   Consumer Discr.  
 Consumer Staples   Health Care  
 Financials

[Run Health Check](#)

Last run on 25 Jun 2018

**Fund Holdings** | [Add Holding](#)

Fund Name	Units	Purchase Price (\$)	Unit Price (\$)	Market Value (\$)	Profit / Loss (\$)	Profit / Loss (%)	Unit Date
-----------	-------	---------------------	-----------------	-------------------	--------------------	-------------------	-----------

You do not have any Fund Holdings.

**Fund Holdings Summary Chart - Managed Funds**

You do not have any Managed Funds as Holdings.