

---

Financial statements and reports for the year ended  
30 June 2021

Otta International Pty Ltd Superannuation Fund

---

Prepared for: Thomas Terei and Ann Terei

# Otta International Pty Ltd Superannuation Fund

## Reports Index

---

Statement of Financial Position

Operating Statement

Statement of Taxable Income

Notes to the Financial Statements

Investment Summary

Market Movement

Investment Income

Members Statement

Compilation Report

Trustees Declaration

Trustee Minute / Resolution

Otta International Pty Ltd Superannuation Fund

**Statement of Financial Position**

As at 30 June 2021

	Note	2021 \$	2020 \$
<b>Assets</b>			
<b>Investments</b>			
Derivatives (Options, Hybrids, Future Contracts)	2	83,362.50	11,142.78
Shares in Listed Companies (Australian)	3	869,014.11	658,690.19
Shares in Listed Companies (Overseas)	4	23,215.25	0.00
Stapled Securities	5	15,350.00	0.00
Units in Unlisted Unit Trusts (Australian)	6	826,470.00	632,085.00
<b>Total Investments</b>		<u>1,817,411.86</u>	<u>1,301,917.97</u>
<b>Other Assets</b>			
Distributions Receivable		4,005.44	4,314.18
Commonwealth Bank		34,380.39	14,457.71
Bell Direct		0.72	0.72
La Trobe		496,344.00	591,861.31
Commsec Bank#7360		6,872.61	0.00
Income Tax Refundable		5,392.55	13,474.00
Deferred Tax Asset		16,343.00	16,343.00
<b>Total Other Assets</b>		<u>563,338.71</u>	<u>640,450.92</u>
<b>Total Assets</b>		<u>2,380,750.57</u>	<u>1,942,368.89</u>
<b>Net assets available to pay benefits</b>		<u>2,380,750.57</u>	<u>1,942,368.89</u>
Represented by:			
<b>Liability for accrued benefits allocated to members' accounts</b>	8, 9		
Terei, Thomas - Accumulation		0.00	665,046.15
Terei, Thomas - Pension (Account Based Pension)		459,348.00	404,288.52
Terei, Thomas - Pension (Account Based Pension 2)		133,265.85	112,307.12
Terei, Thomas - Pension (Account Based Pension 3)		775,953.70	0.00
Terei, Thomas - Pension (Account Based Pension 5)		108,910.79	0.00
Terei, Ann - Pension (Account Based Pension)		842,931.24	709,891.21
Terei, Ann - Pension (Account Based Pension 2)		60,340.99	50,835.89
<b>Total Liability for accrued benefits allocated to members' accounts</b>		<u>2,380,750.57</u>	<u>1,942,368.89</u>

Otta International Pty Ltd Superannuation Fund

# Operating Statement

For the year ended 30 June 2021

	Note	2021 \$	2020 \$
<b>Income</b>			
<b>Investment Income</b>			
Trust Distributions	12	46,609.80	44,365.52
Dividends Received	11	15,294.90	33,940.00
Interest Received		36,444.41	34,431.41
<b>Investment Gains</b>			
Changes in Market Values	13	316,835.95	26,662.03
<b>Contribution Income</b>			
Employer Contributions		1,350.00	25,000.00
Personal Non Concessional		100,000.00	100,000.00
<b>Total Income</b>		<u>516,535.06</u>	<u>264,398.96</u>
<b>Expenses</b>			
Accountancy Fees		2,767.50	5,142.50
Administration Costs		456.50	100.00
ATO Supervisory Levy		0.00	259.00
ATO levy		259.00	0.00
Auditor's Remuneration		357.50	847.00
Actuarial Fees		0.00	275.00
Investment Expenses		910.80	300,533.87
Foreign Exchange Gain/Loss		463.30	0.00
		<u>5,214.60</u>	<u>307,157.37</u>
<b>Member Payments</b>			
Pensions Paid		78,330.00	0.00
<b>Total Expenses</b>		<u>83,544.60</u>	<u>307,157.37</u>
<b>Benefits accrued as a result of operations before income tax</b>			
		<u>432,990.46</u>	<u>(42,758.41)</u>
Income Tax Expense	14	(5,391.22)	(13,518.00)
<b>Benefits accrued as a result of operations</b>		<u>438,381.68</u>	<u>(29,240.41)</u>

# Otta International Pty Ltd Superannuation Fund

## Statement of Taxable Income

For the year ended 30 June 2021

	2021
	\$
Benefits accrued as a result of operations	432,990.46
<b>Less</b>	
Increase in MV of investments	193,681.90
Exempt current pension income	101,801.00
Realised Accounting Capital Gains	123,154.05
Accounting Trust Distributions	46,609.80
Non Taxable Contributions	100,000.00
	<u>565,246.75</u>
<b>Add</b>	
SMSF non deductible expenses	5,213.00
Pension Payments	78,330.00
Franking Credits	5,564.05
Taxable Trust Distributions	44,499.22
	<u>133,606.27</u>
SMSF Annual Return Rounding	0.02
	<u>1,350.00</u>
<b>Taxable Income or Loss</b>	<u>1,350.00</u>
Income Tax on Taxable Income or Loss	202.50
<b>Less</b>	
Franking Credits	5,564.05
	<u>(5,361.55)</u>
<b>TAX PAYABLE</b>	<u>(5,361.55)</u>
<b>Less</b>	
TFN Credits	31.00
	<u>(5,392.55)</u>
<b>CURRENT TAX OR REFUND</b>	<u>(5,392.55)</u>
Supervisory Levy	259.00
	<u>(5,133.55)</u>
<b>AMOUNT DUE OR REFUNDABLE</b>	<u>(5,133.55)</u>

\* Distribution tax components review process has not been completed for the financial year.

# Otta International Pty Ltd Superannuation Fund

## Notes to the Financial Statements

For the year ended 30 June 2021

---

### Note 1: Summary of Significant Accounting Policies

#### Basis of Preparation

These general purpose financial statements have been prepared in accordance with Australian Accounting Standard AASB 1056: Superannuation Entities, other applicable Accounting Standards, the provisions of the trust deed and the requirements of the Superannuation Industry (Supervision) Act 1993 and associated Regulations. The Fund is a for-profit entity for financial reporting purposes under Australian Accounting Standards.

International Financial Reporting Standards (IFRSs) form the basis of Australian Accounting Standards adopted by the Australian Accounting Standards Board. The financial statements of the Fund do not comply with IFRSs due to the requirements of AASB 1056.

The financial statements, except for the cash flow information, have been prepared on an accruals basis and are presented in Australian dollars, being the functional currency of the Fund. The amounts presented in the financial statements have been rounded to the nearest dollar. Material accounting policies adopted in the preparation of these financial statements are presented below and have been consistently applied unless stated otherwise.

#### a. Fair Value of Assets and Liabilities

The Fund measures its assets and liabilities (except tax and insurance-related items, employer-sponsor receivables and member benefits) at fair value through profit and loss on a recurring basis.

Fair value is the price the Fund would receive to sell an asset or would have to pay to transfer a liability in an orderly (ie unforced) transaction between independent, knowledgeable and willing market participants at the measurement date.

As fair value is a market-based measure, the closest equivalent observable market pricing information is used to determine fair value. Adjustments to market values may be made having regard to the characteristics of the specific asset or liability. The fair values of assets and liabilities that are not traded in an active market are determined using one or more valuation techniques. These valuation techniques maximise, to the extent possible, the use of observable market data.

To the extent possible, market information is extracted from either the principal market for the asset or liability (ie the market with the greatest volume and level of activity for the asset or liability) or, in the absence of such a market, the most advantageous market available to the entity at the end of the reporting period (ie the market that maximises the receipts from the sale of the asset or minimises the payments made to transfer the liability, after taking into account transaction costs and transport costs).

Based on the above approach, fair values of investments have been determined as follows:

- (i) shares in listed companies, government securities and corporate bonds by reference to the relevant market quotations at the end of the reporting period;
- (ii) mortgage bonds through the income approach using the discounted cash flow techniques; and
- (iii) units in managed funds by reference to the unit redemption price at the end of the reporting period.

Other assets and liabilities, which are all current in nature, are carried at the gross value of the outstanding balances of amounts due to be received or paid, which represents their fair value.

#### b. Financial Instruments

##### Initial recognition and measurement

Financial assets and financial liabilities are recognised when the entity becomes a party to the contractual provisions to the instrument. For financial assets, this is equivalent to the date that the entity commits itself to either the purchase or sale of the asset (ie trade date accounting is adopted).

Financial instruments (except for trade receivables) are initially measured at fair value plus transaction costs, except where the instrument is classified "at fair value through profit or loss", in which case transaction costs are expensed to profit or loss immediately. Where available, quoted prices in an active market are used to determine fair value. In other circumstances, valuation techniques are adopted.

# Otta International Pty Ltd Superannuation Fund

## Notes to the Financial Statements

For the year ended 30 June 2021

---

### Derecognition of financial instruments

Derecognition refers to the removal of a previously recognised financial asset or financial liability from the statement of financial position.

#### Derecognition of financial assets

A financial asset is derecognised when the holder's contractual rights to its cash flows expires, or the asset is transferred in such a way that all the risks and rewards of ownership are substantially transferred.

#### Derecognition of financial liabilities

A liability is derecognised when it is extinguished (ie when the obligation in the contract is discharged, cancelled or expires). An exchange of an existing financial liability for a new one with substantially modified terms, or a substantial modification to the terms of a financial liability, is treated as an extinguishment of the existing liability and recognition of a new financial liability.

### c. Liability for Members' Accrued Benefits

The liability for members' accrued benefits represents the Fund's present obligation to pay benefits to members and beneficiaries, and has been measured as the amount of member account balances as at the reporting date.

### d. Members' Vested Benefits

Members' Vested benefits are benefits that are not conditional upon continued membership of the Fund and include benefits that members are entitled to receive had they terminated their membership of the Fund at the end of the reporting period.

### e. Other Payables

Other payables include trade debtors and benefits payable. Other payables are payable on demand or within a short timeframe of less than 60 days.

### f. Income Tax

The income tax expense (income) for the year comprises current income tax expense (income) and deferred tax expense (income).

Current income tax expense charged to profit or loss is the tax payable on taxable income. Current tax liabilities (assets) are measured at the amounts expected to be paid to (or recovered from) the relevant taxation authority.

Income tax is recognised in the operating statement except to the extent that it relates to items recognised directly in members' funds, in which case it is recognised directly in member's benefits.

Deferred income tax expense reflects movements in deferred tax asset and deferred tax liability balances during the year as well as unused tax losses.

No deferred income tax is recognised from the initial recognition of an asset or liability where there is no effect on accounting or taxable profit or loss.

Deferred tax assets and liabilities are calculated at the tax rates that are expected to apply to the period when the asset is realised or the liability is settled, and their measurement also reflects the manner in which the Trustee expects to recover or settle the carrying amount of the related asset or liability.

Deferred tax assets relating to temporary differences and unused tax losses are recognised only to the extent that it is probable that future taxable profit will be available against which the benefits of the deferred tax asset can be utilised.

Where temporary differences exist in relation to investments in subsidiaries, branches, associates and joint ventures, deferred tax assets and liabilities are not recognised where the timing of the reversal of the temporary difference can be controlled and it is not probable that the reversal will occur in the foreseeable future.

# Otta International Pty Ltd Superannuation Fund

## Notes to the Financial Statements

For the year ended 30 June 2021

---

### g. No Tax File Number (TFN) Contributions Tax

Where a member's TFN is not provided to the Fund, the Fund may be required to pay no-TFN contributions tax at a rate of 32% on contributions received from and on behalf of the member. The no-TFN contributions tax applies on addition to the concessional contributions tax rate of 15% applicable to such contributions.

A no-TFN contributions tax liability recognised by the Fund will be charged to the relevant member's account. Where a tax offset is obtained by the Fund in relation to the member's no-TFN contributions tax liability, the tax offset will be included in the relevant member's account.

### h. Cash and Cash Equivalents

Cash and cash equivalents include cash on hand and at call, deposits held at call with banks and short-term, highly liquid investments that are readily convertible to cash and are subject to an insignificant risk of changes in value.

### i. Revenue

Revenue is recognised at the fair value of the consideration received or receivable.

#### Interest revenue

Interest revenue is recognised using the effective interest method, which for floating rate financial assets is the rate inherent in the instrument.

Interest income includes the amortisation of any discount or premium, transaction costs and any other differences between the initial carrying amount of the interest-bearing instrument to which it relates and the amount of the interest-bearing instrument at maturity calculated on an effective interest rate basis.

#### Dividend revenue

Dividend revenue is recognised on the date the shares are quoted ex-dividend and, if not received at the end of the reporting period, is reflected in the statement of financial position as a receivable at fair value.

#### Distribution revenue

Distributions from managed investment schemes are recognised at the date the unit value is quoted ex-distributions and, if not received at the end of the reporting period, are reflected in the statement of financial position as a receivable at fair value.

### j. Comparative Figures

When required by Accounting Standards, comparative figures have been adjusted to conform to changes in presentation for the current financial year.

Where the Fund retrospectively applies an accounting policy, makes a retrospective restatement or reclassifies items in its financial statements, a third statement of financial position as at the beginning of the preceding period, in addition to the minimum comparative financial statement, is presented.

### k. Critical Accounting Estimates and Judgements

The preparation of financial statements requires management to make judgements, estimates and assumptions that affect the application of accounting policies and the reported amounts of assets and liabilities, income and expenses. Actual results may differ from these estimates.

Estimates and underlying assumptions are reviewed on an ongoing basis. Revisions to accounting estimates are recognised in the period in which the estimate is revised and in any future period affected.



Otta International Pty Ltd Superannuation Fund  
**Notes to the Financial Statements**

For the year ended 30 June 2021

	\$	\$
Media & Income Trust Plc Pref Registered Shs	0.00	11,142.78
Commsec Option A/c	83,362.50	0.00
	83,362.50	11,142.78

**Note 3: Shares in Listed Companies (Australian)**

	2021 \$	2020 \$
Auking Mining Limited	14.50	40.00
Ampol Limited	28,210.00	29,320.00
Aroa Biosurgery Limited	5,600.00	0.00
Altech Chemicals Ltd	8,600.00	5,800.00
Betashares Us Eqy Strong Bear - Ch (hedge Fund)	3,255.00	0.00
Beston Global Food Company Limited	13,500.00	2,534.36
Bingo Industries Limited	9,947.00	0.00
Brickworks Limited	100,280.00	52,177.22
Breaker Resources NI	3,100.00	5,800.00
Clime Capital Limited	24,830.00	20,410.00
Coles Group Limited.	4,733.93	4,756.09
CSL Limited	57,038.00	7,175.00
Energy Metals Ltd	1,665.00	945.00
EVZ Limited	3,382.40	1,543.22
FBR Ltd	0.00	3,200.00
Funtastic Limited	0.00	46.68
Hills Limited	2,276.68	2,683.23
IGO Limited	324,068.99	204,540.00
Kazia Option Expiring 04-06-2020	0.00	1.38
Lachlan Star Limited	40.04	6.43
Manuka Resources Ltd.	3,050.00	0.00
Mesoblast Limited	79,200.00	204,486.75
Netlinkz Limited	625.00	1,525.00
Next Science Limited	15,130.17	5,000.00
Opthea Limited	8,010.00	0.00
Panoramic Resources Limited	3,900.00	2,106.00

Otta International Pty Ltd Superannuation Fund  
**Notes to the Financial Statements**

For the year ended 30 June 2021

Polynovo Limited	14,100.00	25,400.00
Qube Holdings Limited	9,963.31	9,146.13
Silver Lake Resources Limited	5,810.00	0.00
Sipa Resources Limited	862.77	981.19
Santos Limited	48,651.58	36,368.60
Tabcorp Holdings Limited	30,800.28	20,280.00
Tabcorp Holdings Limited	202.02	0.00
Toys'r'us Anz Limited	256.74	0.00
TPG Telecom Limited.	25,040.00	0.00
Virtus Health Limited	16,500.00	0.00
Wesfarmers Limited	16,370.70	12,417.91
	869,014.11	658,690.19
<b>Note 4: Shares in Listed Companies (Overseas)</b>		
	<b>2021</b>	<b>2020</b>
	<b>\$</b>	<b>\$</b>
Mind Medicine Inc	15,397.61	0.00
Revive Therapeutics Ltd	4,619.37	0.00
Braxia Scintific Corporation	3,198.27	0.00
	23,215.25	0.00
<b>Note 5: Stapled Securities</b>		
	<b>2021</b>	<b>2020</b>
	<b>\$</b>	<b>\$</b>
Ingenia Communities Group	15,350.00	0.00
	15,350.00	0.00
<b>Note 6: Units in Unlisted Unit Trusts (Australian)</b>		
	<b>2021</b>	<b>2020</b>
	<b>\$</b>	<b>\$</b>
Trilogy Cannon Hill Office Trust	38,720.00	34,335.00
Trilogy Enhanced Cash Trust	40,123.00	123.00
Trilogy Monthly Income Trust	747,627.00	597,627.00
	826,470.00	632,085.00
<b>Note 7: Banks and Term Deposits</b>		

Otta International Pty Ltd Superannuation Fund  
**Notes to the Financial Statements**

For the year ended 30 June 2021

	2021 \$	2020 \$
<b>Banks</b>		
Bell Direct	0.72	0.72
Commonwealth Bank	34,380.39	14,457.71
Commsec Bank#7360	6,872.61	0.00
La Trobe	496,344.00	591,861.31
	537,597.72	606,319.74

**Note 8: Liability for Accrued Benefits**

	2021 \$	2020 \$
Liability for accrued benefits at beginning of year	1,942,368.89	0.00
Benefits accrued as a result of operations	438,381.68	(29,240.41)
Current year member movements	0.00	1,971,609.30
	2,380,750.57	1,942,368.89

**Note 9: Vested Benefits**

Vested benefits are benefits that are not conditional upon continued membership of the fund (or any factor other than resignation from the plan) and include benefits which members were entitled to receive had they terminated their fund membership as at the end of the reporting period.

	2021 \$	2020 \$
Vested Benefits	2,380,750.57	1,942,368.89

**Note 10: Guaranteed Benefits**

No guarantees have been made in respect of any part of the liability for accrued benefits.

**Note 11: Dividends**

	2021 \$	2020 \$
Ampol Limited	7,195.08	0.00
BHP Group Limited	0.00	20,807.38
Brickworks Limited	2,400.00	2,731.22
CSL Limited	212.12	0.00
Caltex Australia Limited	0.00	830.00
Clime Capital Limited	1,183.00	663.00
Coles Group Limited.	167.59	181.44

Otta International Pty Ltd Superannuation Fund  
**Notes to the Financial Statements**

For the year ended 30 June 2021

IGO Limited	2,100.00	5,768.02
Qube Holdings Limited	150.87	87.00
Santos Limited	633.38	1,128.33
Tabcorp Holdings Limited	445.95	1,320.00
Virtus Health Limited	300.00	0.00
Wesfarmers Limited	506.91	423.61
	15,294.90	33,940.00

**Note 12: Trust Distributions**

	<b>2021</b>	<b>2020</b>
	<b>\$</b>	<b>\$</b>
Trilogy Cannon Hill Office Trust	2,614.52	3,624.96
Trilogy Enhanced Cash Trust	604.97	2,624.74
Trilogy Monthly Income Trust	43,158.81	38,115.82
Ingenia Communities Group	231.50	0.00
	46,609.80	44,365.52

**Note 13: Changes in Market Values**

**Unrealised Movements in Market Value**

	<b>2021</b>	<b>2020</b>
	<b>\$</b>	<b>\$</b>
<b>Derivatives (Options, Hybrids, Future Contracts)</b>		
Commsec Option A/c	86,854.60	0.00
	86,854.60	0.00
<b>Other Revaluations</b>		
Other Revaluations	0.00	26,662.03
	0.00	26,662.03
<b>Shares in Listed Companies (Australian)</b>		
Altech Chemicals Ltd	580.05	0.00
Ampol Limited	136.12	0.00
Aroa Biosurgery Limited	(269.95)	0.00
Auking Mining Limited	(25.50)	0.00
Beston Global Food Company Limited	7,642.67	0.00
Betashares Us Eqy Strong Bear - Ch (hedge Fund)	(3,064.95)	0.00
Bingo Industries Limited	38.05	0.00

Otta International Pty Ltd Superannuation Fund  
**Notes to the Financial Statements**

For the year ended 30 June 2021

---

Breaker Resources NI	(2,700.00)	0.00
Brickworks Limited	48,102.78	0.00
CSL Limited	2,826.49	0.00
Clime Capital Limited	4,420.00	0.00
Coles Group Limited.	(22.16)	0.00
EVZ Limited	1,839.18	0.00
Energy Metals Ltd	720.00	0.00
FBR Ltd	(680.05)	0.00
Funtastic Limited	6,443.27	0.00
Hills Limited	(406.55)	0.00
IGO Limited	110,527.52	0.00
Lachlan Star Limited	33.61	0.00
Manuka Resources Ltd.	(1,769.95)	0.00
Mesoblast Limited	(98,162.19)	0.00
Netlinkz Limited	(1,825.00)	0.00
Next Science Limited	3,581.99	0.00
Opthea Limited	(6,059.95)	0.00
Panoramic Resources Limited	1,794.00	0.00
Polynovo Limited	1,129.95	0.00
Qube Holdings Limited	817.18	0.00
Santos Limited	12,282.98	0.00
Silver Lake Resources Limited	(964.95)	0.00
Sipa Resources Limited	(118.42)	0.00
TPG Telecom Limited.	210.05	0.00
Tabcorp Holdings Limited	202.02	0.00
Tabcorp Holdings Limited	11,340.89	0.00
Toys'r'us Anz Limited	(6,233.21)	0.00
Virtus Health Limited	7,055.05	0.00
Wesfarmers Limited	3,952.79	0.00
	<hr/>	<hr/>
	103,373.81	0.00
	<hr/>	<hr/>
<b>Shares in Listed Companies (Overseas)</b>		
Braxia Scientific Corporation	(3,969.52)	0.00
Mind Medicine Inc	(1,211.96)	0.00

Otta International Pty Ltd Superannuation Fund  
**Notes to the Financial Statements**

For the year ended 30 June 2021

Revive Therapeutics Ltd	654.92	0.00
	(4,526.56)	0.00
<b>Stapled Securities</b>		
Ingenia Communities Group	3,595.05	0.00
	3,595.05	0.00
<b>Units in Unlisted Unit Trusts (Australian)</b>		
Triology Cannon Hill Office Trust	4,385.00	0.00
	4,385.00	0.00
<b>Total Unrealised Movement</b>	<b>193,681.90</b>	<b>26,662.03</b>
<b>Realised Movements in Market Value</b>		
	<b>2021</b>	<b>2020</b>
	<b>\$</b>	<b>\$</b>
<b>Derivatives (Options, Hybrids, Future Contracts)</b>		
Commsec Option A/c	80,331.50	0.00
Media & Income Trust Plc Pref Registered Shs	(9,267.81)	0.00
	71,063.69	0.00
<b>Shares in Listed Companies (Australian)</b>		
Ampol Limited	(7,103.47)	0.00
Beston Global Food Company Limited	(1,213.21)	0.00
CSL Limited	468.12	0.00
FBR Ltd	2,860.10	0.00
IGO Limited	20,675.16	0.00
Kazia Option Expiring 04-06-2020	(1.38)	0.00
Mesoblast Limited	36,259.70	0.00
Netlinkz Limited	230.30	0.00
Polynovo Limited	340.10	0.00
Tabcorp Holdings Limited	(425.06)	0.00
	52,090.36	0.00
<b>Total Realised Movement</b>	<b>123,154.05</b>	<b>0.00</b>
<b>Changes in Market Values</b>	<b>316,835.95</b>	<b>26,662.03</b>

**Note 14: Income Tax Expense**

Otta International Pty Ltd Superannuation Fund  
**Notes to the Financial Statements**

For the year ended 30 June 2021

	2021 \$	2020 \$
The components of tax expense comprise		
Current Tax	(5,392.55)	0.00
Deferred Tax Liability/Asset	0.00	(16,343.00)
Prior Year Over/Under Provision for Income Tax	1.33	0.00
Income Tax Expense	(5,391.22)	(16,343.00)

The prima facie tax on benefits accrued before income tax is reconciled to the income tax as follows:

Prima facie tax payable on benefits accrued before income tax at 15%	64,948.57	0.00
Less:		
Tax effect of:		
Non Taxable Contributions	15,000.00	0.00
Increase in MV of Investments	29,052.29	0.00
Exempt Pension Income	15,270.15	0.00
Realised Accounting Capital Gains	18,473.11	0.00
Accounting Trust Distributions	6,991.47	0.00
Add:		
Tax effect of:		
SMSF Non-Deductible Expenses	781.95	0.00
Pension Payments	11,749.50	0.00
Franking Credits	834.61	0.00
Taxable Trust Distributions	6,674.88	0.00
Rounding	0.01	0.00
Income Tax on Taxable Income or Loss	202.50	0.00
Less credits:		
Franking Credits	5,564.05	0.00
TFN Credits	31.00	0.00
Current Tax or Refund	(5,392.55)	0.00

# Otta International Pty Ltd Superannuation Fund

## Investment Summary Report

As at 30 June 2021

Investment	Units	Market Price	Market Value	Average Cost	Accounting Cost	Unrealised Gain/(Loss)	Gain/(Loss)%	Portfolio Weight%	
<b>Cash/Bank Accounts</b>									
Bell Direct		0.720000	0.72	0.72	0.72			0.00 %	
Commonwealth Bank		34,380.390000	34,380.39	34,380.39	34,380.39			1.46 %	
Commsec Bank#7360		6,872.610000	6,872.61	6,872.61	6,872.61			0.29 %	
La Trobe		496,344.000000	496,344.00	496,344.00	496,344.00			21.08 %	
			<b>537,597.72</b>		<b>537,597.72</b>		<b>0.00 %</b>	<b>22.83 %</b>	
<b>Derivatives (Options, Hybrids, Future Contracts)</b>									
Option.AX	Commsec Option A/c	1.00	83,362.500000	83,362.50	54.50	54.50	83,308.00	152,858.72	3.54 %
			<b>83,362.50</b>		<b>54.50</b>	<b>83,308.00</b>	<b>152,858.72</b>	<b>3.54 %</b>	
<b>Shares in Listed Companies (Australian)</b>									
ATC.AX	Altech Chemicals Ltd	200,000.00	0.043000	8,600.00	0.12	24,244.70	(15,644.70)	(64.53) %	0.37 %
ALD.AX	Ampol Limited	1,000.00	28.210000	28,210.00	29.80	29,801.09	(1,591.09)	(5.34) %	1.20 %
ARX.AX	Aroa Biosurgery Limited	5,000.00	1.120000	5,600.00	1.17	5,869.95	(269.95)	(4.60) %	0.24 %
AKN.AX	Auking Mining Limited	100.00	0.145000	14.50	65.20	6,520.00	(6,505.50)	(99.78) %	0.00 %
BFC.AX	Beston Global Food Company Limited	100,000.00	0.135000	13,500.00	0.08	8,358.33	5,141.67	61.52 %	0.57 %
BBUS.AX	Betashares Us Eqy Strong Bear - Ch (hedge Fund)	3,000.00	1.085000	3,255.00	2.11	6,319.95	(3,064.95)	(48.50) %	0.14 %
BIN.AX	Bingo Industries Limited	2,900.00	3.430000	9,947.00	3.42	9,908.95	38.05	0.38 %	0.42 %
BRB.AX	Breaker Resources NI	20,000.00	0.155000	3,100.00	0.30	5,989.90	(2,889.90)	(48.25) %	0.13 %
BKW.AX	Brickworks Limited	4,000.00	25.070000	100,280.00	9.63	38,539.78	61,740.22	160.20 %	4.26 %
CAM.AX	Clime Capital Limited	26,000.00	0.955000	24,830.00	0.97	25,250.26	(420.26)	(1.66) %	1.05 %
COL.AX	Coles Group Limited.	277.00	17.090000	4,733.93	5.34	1,479.18	3,254.75	220.04 %	0.20 %
CSL.AX	CSL Limited	200.00	285.190000	57,038.00	269.81	53,961.96	3,076.04	5.70 %	2.42 %
EME.AX	Energy Metals Ltd	9,000.00	0.185000	1,665.00	0.54	4,856.00	(3,191.00)	(65.71) %	0.07 %
EVZ.AX	EVZ Limited	21,140.00	0.160000	3,382.40	0.10	2,113.93	1,268.47	60.01 %	0.14 %
HIL.AX	Hills Limited	16,262.00	0.140000	2,276.68	1.01	16,362.67	(14,085.99)	(86.09) %	0.10 %
IGO.AX	IGO Limited	42,473.00	7.630000	324,068.99	3.79	160,893.37	163,175.62	101.42 %	13.76 %
LSA.AX	Lachlan Star Limited	715.00	0.056000	40.04	0.80	569.25	(529.21)	(92.97) %	0.00 %



# Otta International Pty Ltd Superannuation Fund

## Investment Summary Report

As at 30 June 2021

Investment		Units	Market Price	Market Value	Average Cost	Accounting Cost	Unrealised Gain/(Loss)	Gain/(Loss)%	Portfolio Weight%
MKR.AX	Manuka Resources Ltd.	10,000.00	0.305000	3,050.00	0.48	4,819.95	(1,769.95)	(36.72) %	0.13 %
MSB.AX	Mesoblast Limited	40,000.00	1.980000	79,200.00	1.30	51,987.26	27,212.74	52.34 %	3.36 %
NET.AX	Netlinkz Limited	25,000.00	0.025000	625.00	0.09	2,194.95	(1,569.95)	(71.53) %	0.03 %
NXS.AX	Next Science Limited	10,846.00	1.395000	15,130.17	1.21	13,163.16	1,967.01	14.94 %	0.64 %
OPT.AX	Opthea Limited	6,000.00	1.335000	8,010.00	2.34	14,069.95	(6,059.95)	(43.07) %	0.34 %
PAN.AX	Panoramic Resources Limited	26,000.00	0.150000	3,900.00	0.07	1,820.00	2,080.00	114.29 %	0.17 %
PNV.AX	Polynovo Limited	5,000.00	2.820000	14,100.00	2.49	12,429.95	1,670.05	13.44 %	0.60 %
QUB.AX	Qube Holdings Limited	3,143.00	3.170000	9,963.31	2.98	9,354.94	608.37	6.50 %	0.42 %
STO.AX	Santos Limited	6,862.00	7.090000	48,651.58	10.20	69,985.70	(21,334.12)	(30.48) %	2.07 %
SLR.AX	Silver Lake Resources Limited	3,500.00	1.660000	5,810.00	1.94	6,774.95	(964.95)	(14.24) %	0.25 %
SRI.AX	Sipa Resources Limited	16,917.00	0.051000	862.77	0.11	1,847.30	(984.53)	(53.30) %	0.04 %
TAH.AX	Tabcorp Holdings Limited	5,946.00	5.180000	30,800.28	4.23	25,130.50	5,669.78	22.56 %	1.31 %
TOY.AX	Toys'r'us Anz Limited	2,334.00	0.110000	256.74	2.78	6,489.95	(6,233.21)	(96.04) %	0.01 %
TPG.AX	TPG Telecom Limited.	4,000.00	6.260000	25,040.00	6.21	24,829.95	210.05	0.85 %	1.06 %
VRT.AX	Virtus Health Limited	2,500.00	6.600000	16,500.00	3.78	9,444.95	7,055.05	74.70 %	0.70 %
WES.AX	Wesfarmers Limited	277.00	59.100000	16,370.70	36.27	10,047.07	6,323.63	62.94 %	0.70 %
				<b>868,812.09</b>		<b>665,429.80</b>	<b>203,382.29</b>	<b>30.56 %</b>	<b>36.90 %</b>
<b>Shares in Listed Companies (Overseas)</b>									
SHRMF.AX	Braxia Scientific Corporation	9,680.00	0.330400	3,198.27	0.74	7,167.79	(3,969.52)	(55.38) %	0.14 %
MNMD.L	Mind Medicine Inc	3,350.00	4.596300	15,397.61	4.96	16,609.57	(1,211.96)	(7.30) %	0.65 %
RVVTF.AX	Revive Therapeutics Ltd	7,378.00	0.626100	4,619.37	0.54	3,964.45	654.92	16.52 %	0.20 %
				<b>23,215.25</b>		<b>27,741.81</b>	<b>(4,526.56)</b>	<b>(16.32) %</b>	<b>0.99 %</b>
<b>Stapled Securities</b>									
INA.AX	Ingenia Communities Group	2,500.00	6.140000	15,350.00	4.70	11,754.95	3,595.05	30.58 %	0.65 %
				<b>15,350.00</b>		<b>11,754.95</b>	<b>3,595.05</b>	<b>30.58 %</b>	<b>0.65 %</b>
<b>Units in Unlisted Unit Trusts (Australian)</b>									
TEC	Trilogy Enhanced Cash Trust	40,123.00	1.000000	40,123.00	1.00	40,123.00	0.00	0.00 %	1.70 %

**Otta International Pty Ltd Superannuation Fund**  
**Investment Summary Report**

As at 30 June 2021

Investment		Units	Market Price	Market Value	Average Cost	Accounting Cost	Unrealised Gain/(Loss)	Gain/(Loss)%	Portfolio Weight%
TMI	Trilogy Monthly Income Trust	747,627.00	1.000000	747,627.00	1.00	747,627.00	0.00	0.00 %	31.75 %
TCHOT	Trilogy Cannon Hill Office Trust	50,000.00	0.774400	38,720.00	0.69	34,335.00	4,385.00	12.77 %	1.64 %
				<b>826,470.00</b>	<b>822,085.00</b>		<b>4,385.00</b>	<b>0.53 %</b>	<b>35.10 %</b>
				<b>2,354,807.56</b>	<b>2,064,663.78</b>		<b>290,143.78</b>	<b>14.05 %</b>	<b>100.00 %</b>

Otta International Pty Ltd Superannuation Fund

# Market Movement Report

As at 30 June 2021

Investment	Date	Description	Unrealised				Realised			Total
			Units	Accounting Cost Movement	Market Movement	Depreciation	Balance	Consideration	Accounting Cost Base	
AKN.AX - Auking Mining Limited										
	01/07/2020	Opening Balance	20,000.00	0.00	0.00	0.00	40.00	0.00	0.00	0.00
	26/05/2021	Share Consolidation	(19,900.00)	0.00	0.00	0.00	40.00	0.00	0.00	0.00
	03/06/2021	Revaluation	0.00	0.00	(39.80)	0.00	0.20	0.00	0.00	0.00
	30/06/2021	Revaluation	0.00	0.00	(25.50)	0.00	(25.30)	0.00	0.00	0.00
	30/06/2021	Revaluation	0.00	0.00	39.80	0.00	14.50	0.00	0.00	0.00
	<b>30/06/2021</b>		<b>100.00</b>	<b>0.00</b>	<b>(25.50)</b>	<b>0.00</b>	<b>14.50</b>	<b>0.00</b>	<b>0.00</b>	<b>0.00</b>
ALD.AX - Ampol Limited										
	01/07/2020	Opening Balance	1,000.00	0.00	0.00	0.00	29,320.00	0.00	0.00	0.00
	26/07/2020	Revaluation	0.00	0.00	(1,790.00)	0.00	27,530.00	0.00	0.00	0.00
	01/02/2021	Disposal	(276.00)	(8,569.03)	0.00	0.00	18,960.97	1,465.56	8,569.03	(7,103.47)
	01/02/2021	Writeback	0.00	0.00	476.71	0.00	19,437.68	0.00	0.00	0.00
	03/02/2021	Purchase	276.00	7,322.91	0.00	0.00	26,760.59	0.00	0.00	0.00
	03/06/2021	Revaluation	0.00	0.00	599.41	0.00	27,360.00	0.00	0.00	0.00
	03/06/2021	Revaluation	0.00	0.00	1,790.00	0.00	29,150.00	0.00	0.00	0.00
	04/06/2021	Revaluation	0.00	0.00	480.00	0.00	29,630.00	0.00	0.00	0.00
	30/06/2021	Revaluation	0.00	0.00	(340.59)	0.00	29,289.41	0.00	0.00	0.00
	30/06/2021	Revaluation	0.00	0.00	(599.41)	0.00	28,690.00	0.00	0.00	0.00
	30/06/2021	Revaluation	0.00	0.00	(480.00)	0.00	28,210.00	0.00	0.00	0.00
	<b>30/06/2021</b>		<b>1,000.00</b>	<b>(1,246.12)</b>	<b>136.12</b>	<b>0.00</b>	<b>28,210.00</b>	<b>1,465.56</b>	<b>8,569.03</b>	<b>(7,103.47)</b>
ARX.AX - Aroa Biosurgery Limited										
	18/02/2021	Purchase	5,000.00	5,869.95	0.00	0.00	5,869.95	0.00	0.00	0.00
	03/06/2021	Revaluation	0.00	0.00	(219.95)	0.00	5,650.00	0.00	0.00	0.00
	04/06/2021	Revaluation	0.00	0.00	(125.00)	0.00	5,525.00	0.00	0.00	0.00
	30/06/2021	Revaluation	0.00	0.00	(269.95)	0.00	5,255.05	0.00	0.00	0.00
	30/06/2021	Revaluation	0.00	0.00	219.95	0.00	5,475.00	0.00	0.00	0.00
	30/06/2021	Revaluation	0.00	0.00	125.00	0.00	5,600.00	0.00	0.00	0.00
	<b>30/06/2021</b>		<b>5,000.00</b>	<b>5,869.95</b>	<b>(269.95)</b>	<b>0.00</b>	<b>5,600.00</b>	<b>0.00</b>	<b>0.00</b>	<b>0.00</b>
ATC.AX - Altech Chemicals Ltd										
	01/07/2020	Opening Balance	145,000.00	0.00	0.00	0.00	5,800.00	0.00	0.00	0.00
	28/07/2020	Purchase	36,922.00	1,496.83	0.00	0.00	7,296.83	0.00	0.00	0.00
	29/07/2020	Purchase	18,078.00	723.12	0.00	0.00	8,019.95	0.00	0.00	0.00
	03/06/2021	Revaluation	0.00	0.00	2,580.05	0.00	10,600.00	0.00	0.00	0.00
	04/06/2021	Revaluation	0.00	0.00	(200.00)	0.00	10,400.00	0.00	0.00	0.00

Otta International Pty Ltd Superannuation Fund

# Market Movement Report

As at 30 June 2021

Investment	Date	Description	Unrealised				Realised			Total
			Units	Accounting Cost Movement	Market Movement	Depreciation	Balance	Consideration	Accounting Cost Base	
	30/06/2021	Revaluation	0.00	0.00	580.05	0.00	10,980.05	0.00	0.00	0.00
	30/06/2021	Revaluation	0.00	0.00	(2,580.05)	0.00	8,400.00	0.00	0.00	0.00
	30/06/2021	Revaluation	0.00	0.00	200.00	0.00	8,600.00	0.00	0.00	0.00
	<b>30/06/2021</b>		<b>200,000.00</b>	<b>2,219.95</b>	<b>580.05</b>	<b>0.00</b>	<b>8,600.00</b>	<b>0.00</b>	<b>0.00</b>	<b>0.00</b>
BBUS.AX - Betashares Us Eqy Strong Bear - Ch (hedge Fund)										
	05/11/2020	Purchase	3,000.00	6,319.95	0.00	0.00	6,319.95	0.00	0.00	0.00
	03/06/2021	Revaluation	0.00	0.00	(2,869.95)	0.00	3,450.00	0.00	0.00	0.00
	04/06/2021	Revaluation	0.00	0.00	15.00	0.00	3,465.00	0.00	0.00	0.00
	30/06/2021	Revaluation	0.00	0.00	(3,064.95)	0.00	400.05	0.00	0.00	0.00
	30/06/2021	Revaluation	0.00	0.00	2,869.95	0.00	3,270.00	0.00	0.00	0.00
	30/06/2021	Revaluation	0.00	0.00	(15.00)	0.00	3,255.00	0.00	0.00	0.00
	<b>30/06/2021</b>		<b>3,000.00</b>	<b>6,319.95</b>	<b>(3,064.95)</b>	<b>0.00</b>	<b>3,255.00</b>	<b>0.00</b>	<b>0.00</b>	<b>0.00</b>
BFC.AX - Beston Global Food Company Limited										
	01/07/2020	Opening Balance	29,816.00	0.00	0.00	0.00	2,534.36	0.00	0.00	0.00
	02/02/2021	Purchase	82,111.00	5,337.22	0.00	0.00	7,871.58	0.00	0.00	0.00
	03/02/2021	Disposal	(11,927.00)	(2,014.25)	0.00	0.00	5,857.33	801.04	2,014.25	(1,213.21)
	03/02/2021	Writeback	0.00	0.00	266.51	0.00	6,123.84	0.00	0.00	0.00
	03/06/2021	Revaluation	0.00	0.00	3,876.16	0.00	10,000.00	0.00	0.00	0.00
	30/06/2021	Revaluation	0.00	0.00	776.20	0.00	10,776.20	0.00	0.00	0.00
	30/06/2021	Revaluation	0.00	0.00	6,599.96	0.00	17,376.16	0.00	0.00	0.00
	30/06/2021	Revaluation	0.00	0.00	(3,876.16)	0.00	13,500.00	0.00	0.00	0.00
	<b>30/06/2021</b>		<b>100,000.00</b>	<b>3,322.97</b>	<b>7,642.67</b>	<b>0.00</b>	<b>13,500.00</b>	<b>801.04</b>	<b>2,014.25</b>	<b>(1,213.21)</b>
BIN.AX - Bingo Industries Limited										
	04/05/2021	Purchase	2,900.00	9,908.95	0.00	0.00	9,908.95	0.00	0.00	0.00
	03/06/2021	Revaluation	0.00	0.00	67.05	0.00	9,976.00	0.00	0.00	0.00
	30/06/2021	Revaluation	0.00	0.00	38.05	0.00	10,014.05	0.00	0.00	0.00
	30/06/2021	Revaluation	0.00	0.00	(67.05)	0.00	9,947.00	0.00	0.00	0.00
	<b>30/06/2021</b>		<b>2,900.00</b>	<b>9,908.95</b>	<b>38.05</b>	<b>0.00</b>	<b>9,947.00</b>	<b>0.00</b>	<b>0.00</b>	<b>0.00</b>
BKW.AX - Brickworks Limited										
	01/07/2020	Opening Balance	4,000.00	0.00	0.00	0.00	52,177.22	0.00	0.00	0.00
	26/07/2020	Revaluation	0.00	0.00	13,462.78	0.00	65,640.00	0.00	0.00	0.00
	03/06/2021	Revaluation	0.00	0.00	30,462.78	0.00	96,102.78	0.00	0.00	0.00
	03/06/2021	Revaluation	0.00	0.00	(13,462.78)	0.00	82,640.00	0.00	0.00	0.00
	04/06/2021	Revaluation	0.00	0.00	840.00	0.00	83,480.00	0.00	0.00	0.00

Otta International Pty Ltd Superannuation Fund  
**Market Movement Report**

As at 30 June 2021

Investment	Date	Description	Unrealised				Realised			Total
			Units	Accounting Cost Movement	Market Movement	Depreciation	Balance	Consideration	Accounting Cost Base	
	30/06/2021	Revaluation	0.00	0.00	48,102.78	0.00	131,582.78	0.00	0.00	0.00
	30/06/2021	Revaluation	0.00	0.00	(30,462.78)	0.00	101,120.00	0.00	0.00	0.00
	30/06/2021	Revaluation	0.00	0.00	(840.00)	0.00	100,280.00	0.00	0.00	0.00
	<b>30/06/2021</b>		<b>4,000.00</b>	<b>0.00</b>	<b>48,102.78</b>	<b>0.00</b>	<b>100,280.00</b>	<b>0.00</b>	<b>0.00</b>	<b>0.00</b>
BRB.AX - Breaker Resources NI										
	01/07/2020	Opening Balance	20,000.00	0.00	0.00	0.00	5,800.00	0.00	0.00	0.00
	26/07/2020	Revaluation	0.00	0.00	(600.00)	0.00	5,200.00	0.00	0.00	0.00
	03/06/2021	Revaluation	0.00	0.00	(2,100.00)	0.00	3,100.00	0.00	0.00	0.00
	03/06/2021	Revaluation	0.00	0.00	600.00	0.00	3,700.00	0.00	0.00	0.00
	04/06/2021	Revaluation	0.00	0.00	(100.00)	0.00	3,600.00	0.00	0.00	0.00
	30/06/2021	Revaluation	0.00	0.00	(2,700.00)	0.00	900.00	0.00	0.00	0.00
	30/06/2021	Revaluation	0.00	0.00	2,100.00	0.00	3,000.00	0.00	0.00	0.00
	30/06/2021	Revaluation	0.00	0.00	100.00	0.00	3,100.00	0.00	0.00	0.00
	<b>30/06/2021</b>		<b>20,000.00</b>	<b>0.00</b>	<b>(2,700.00)</b>	<b>0.00</b>	<b>3,100.00</b>	<b>0.00</b>	<b>0.00</b>	<b>0.00</b>
CAM.AX - Clime Capital Limited										
	01/07/2020	Opening Balance	26,000.00	0.00	0.00	0.00	20,410.00	0.00	0.00	0.00
	03/06/2021	Revaluation	0.00	0.00	2,730.00	0.00	23,140.00	0.00	0.00	0.00
	04/06/2021	Revaluation	0.00	0.00	390.00	0.00	23,530.00	0.00	0.00	0.00
	30/06/2021	Revaluation	0.00	0.00	4,420.00	0.00	27,950.00	0.00	0.00	0.00
	30/06/2021	Revaluation	0.00	0.00	(2,730.00)	0.00	25,220.00	0.00	0.00	0.00
	30/06/2021	Revaluation	0.00	0.00	(390.00)	0.00	24,830.00	0.00	0.00	0.00
	<b>30/06/2021</b>		<b>26,000.00</b>	<b>0.00</b>	<b>4,420.00</b>	<b>0.00</b>	<b>24,830.00</b>	<b>0.00</b>	<b>0.00</b>	<b>0.00</b>
COL.AX - Coles Group Limited.										
	01/07/2020	Opening Balance	277.00	0.00	0.00	0.00	4,756.09	0.00	0.00	0.00
	26/07/2020	Revaluation	0.00	0.00	168.97	0.00	4,925.06	0.00	0.00	0.00
	03/06/2021	Revaluation	0.00	0.00	(113.57)	0.00	4,811.49	0.00	0.00	0.00
	03/06/2021	Revaluation	0.00	0.00	(168.97)	0.00	4,642.52	0.00	0.00	0.00
	04/06/2021	Revaluation	0.00	0.00	77.56	0.00	4,720.08	0.00	0.00	0.00
	30/06/2021	Revaluation	0.00	0.00	(22.16)	0.00	4,697.92	0.00	0.00	0.00
	30/06/2021	Revaluation	0.00	0.00	113.57	0.00	4,811.49	0.00	0.00	0.00
	30/06/2021	Revaluation	0.00	0.00	(77.56)	0.00	4,733.93	0.00	0.00	0.00
	<b>30/06/2021</b>		<b>277.00</b>	<b>0.00</b>	<b>(22.16)</b>	<b>0.00</b>	<b>4,733.93</b>	<b>0.00</b>	<b>0.00</b>	<b>0.00</b>

Otta International Pty Ltd Superannuation Fund  
**Market Movement Report**

As at 30 June 2021

Investment	Date	Description	Unrealised				Realised			Total
			Units	Accounting Cost Movement	Market Movement	Depreciation	Balance	Consideration	Accounting Cost Base	
CSL.AX - CSL Limited										
	01/07/2020	Opening Balance	25.00	0.00	0.00	0.00	7,175.00	0.00	0.00	0.00
	26/07/2020	Revaluation	0.00	0.00	(249.50)	0.00	6,925.50	0.00	0.00	0.00
	05/11/2020	Purchase	175.00	50,374.63	0.00	0.00	57,300.13	0.00	0.00	0.00
	05/11/2020	Disposal	(200.00)	(57,300.08)	0.00	0.00	0.05	58,028.28	57,300.08	728.20
	05/11/2020	Writeback	0.00	0.00	(249.55)	0.00	(249.50)	0.00	0.00	0.00
	14/01/2021	Purchase	130.00	35,533.89	0.00	0.00	35,284.39	0.00	0.00	0.00
	30/03/2021	Purchase	70.00	18,670.25	0.00	0.00	53,954.64	0.00	0.00	0.00
	30/03/2021	Disposal	(70.00)	(19,133.63)	0.00	0.00	34,821.01	18,873.55	19,133.63	(260.08)
	30/03/2021	Purchase	70.00	18,891.45	0.00	0.00	53,712.46	0.00	0.00	0.00
	03/06/2021	Revaluation	0.00	0.00	3,440.04	0.00	57,152.50	0.00	0.00	0.00
	03/06/2021	Revaluation	0.00	0.00	249.50	0.00	57,402.00	0.00	0.00	0.00
	04/06/2021	Revaluation	0.00	0.00	872.00	0.00	58,274.00	0.00	0.00	0.00
	30/06/2021	Revaluation	0.00	0.00	3,076.04	0.00	61,350.04	0.00	0.00	0.00
	30/06/2021	Revaluation	0.00	0.00	(3,440.04)	0.00	57,910.00	0.00	0.00	0.00
	30/06/2021	Revaluation	0.00	0.00	(872.00)	0.00	57,038.00	0.00	0.00	0.00
	<b>30/06/2021</b>		<b>200.00</b>	<b>47,036.51</b>	<b>2,826.49</b>	<b>0.00</b>	<b>57,038.00</b>	<b>76,901.83</b>	<b>76,433.71</b>	<b>468.12</b>
EME.AX - Energy Metals Ltd										
	01/07/2020	Opening Balance	9,000.00	0.00	0.00	0.00	945.00	0.00	0.00	0.00
	26/07/2020	Revaluation	0.00	0.00	270.00	0.00	1,215.00	0.00	0.00	0.00
	03/06/2021	Revaluation	0.00	0.00	765.00	0.00	1,980.00	0.00	0.00	0.00
	03/06/2021	Revaluation	0.00	0.00	(270.00)	0.00	1,710.00	0.00	0.00	0.00
	30/06/2021	Revaluation	0.00	0.00	720.00	0.00	2,430.00	0.00	0.00	0.00
	30/06/2021	Revaluation	0.00	0.00	(765.00)	0.00	1,665.00	0.00	0.00	0.00
	<b>30/06/2021</b>		<b>9,000.00</b>	<b>0.00</b>	<b>720.00</b>	<b>0.00</b>	<b>1,665.00</b>	<b>0.00</b>	<b>0.00</b>	<b>0.00</b>
EVZ.AX - EVZ Limited										
	01/07/2020	Opening Balance	21,140.00	0.00	0.00	0.00	1,543.22	0.00	0.00	0.00
	26/07/2020	Revaluation	0.00	0.00	169.12	0.00	1,712.34	0.00	0.00	0.00
	03/06/2021	Revaluation	0.00	0.00	1,310.68	0.00	3,023.02	0.00	0.00	0.00
	03/06/2021	Revaluation	0.00	0.00	(169.12)	0.00	2,853.90	0.00	0.00	0.00
	04/06/2021	Revaluation	0.00	0.00	105.70	0.00	2,959.60	0.00	0.00	0.00
	30/06/2021	Revaluation	0.00	0.00	1,944.88	0.00	4,904.48	0.00	0.00	0.00
	30/06/2021	Revaluation	0.00	0.00	(105.70)	0.00	4,798.78	0.00	0.00	0.00
	30/06/2021	Revaluation	0.00	0.00	(1,310.68)	0.00	3,488.10	0.00	0.00	0.00
	30/06/2021	Revaluation	0.00	0.00	(105.70)	0.00	3,382.40	0.00	0.00	0.00

Otta International Pty Ltd Superannuation Fund

# Market Movement Report

As at 30 June 2021

Investment	Date	Description	Unrealised				Realised			Total
			Units	Accounting Cost Movement	Market Movement	Depreciation	Balance	Consideration	Accounting Cost Base	
	<b>30/06/2021</b>		<b>21,140.00</b>	<b>0.00</b>	<b>1,839.18</b>	<b>0.00</b>	<b>3,382.40</b>	<b>0.00</b>	<b>0.00</b>	<b>0.00</b>
FBR.AX - FBR Ltd										
	01/07/2020	Opening Balance	100,000.00	0.00	0.00	0.00	3,200.00	0.00	0.00	0.00
	09/07/2020	Disposal	(100,000.00)	(2,519.95)	0.00	0.00	680.05	5,380.05	2,519.95	2,860.10
	09/07/2020	Writeback	0.00	0.00	(680.05)	0.00	0.00	0.00	0.00	0.00
	<b>30/06/2021</b>		<b>0.00</b>	<b>(2,519.95)</b>	<b>(680.05)</b>	<b>0.00</b>	<b>0.00</b>	<b>5,380.05</b>	<b>2,519.95</b>	<b>2,860.10</b>
FUN.AX - Funtastic Limited										
	01/07/2020	Opening Balance	2,334.00	0.00	0.00	0.00	46.68	0.00	0.00	0.00
	26/07/2020	Revaluation	0.00	0.00	11.67	0.00	58.35	0.00	0.00	0.00
	03/06/2021	Revaluation	0.00	0.00	137.71	0.00	196.06	0.00	0.00	0.00
	03/06/2021	Revaluation	0.00	0.00	(11.67)	0.00	184.39	0.00	0.00	0.00
	04/06/2021	Revaluation	0.00	0.00	7.00	0.00	191.39	0.00	0.00	0.00
	29/06/2021	Code/Class Change	(2,334.00)	0.00	0.00	0.00	191.39	0.00	0.00	0.00
	29/06/2021	Code/Class Change	0.00	(6,489.95)	0.00	0.00	(6,298.56)	6,489.95	6,489.95	0.00
	30/06/2021	Revaluation	0.00	0.00	6,443.27	0.00	144.71	0.00	0.00	0.00
	30/06/2021	Revaluation	0.00	0.00	(137.71)	0.00	7.00	0.00	0.00	0.00
	30/06/2021	Revaluation	0.00	0.00	(7.00)	0.00	0.00	0.00	0.00	0.00
	<b>30/06/2021</b>		<b>0.00</b>	<b>(6,489.95)</b>	<b>6,443.27</b>	<b>0.00</b>	<b>0.00</b>	<b>6,489.95</b>	<b>6,489.95</b>	<b>0.00</b>
HIL.AX - Hills Limited										
	01/07/2020	Opening Balance	16,262.00	0.00	0.00	0.00	2,683.23	0.00	0.00	0.00
	26/07/2020	Revaluation	0.00	0.00	(243.93)	0.00	2,439.30	0.00	0.00	0.00
	03/06/2021	Revaluation	0.00	0.00	(325.24)	0.00	2,114.06	0.00	0.00	0.00
	03/06/2021	Revaluation	0.00	0.00	243.93	0.00	2,357.99	0.00	0.00	0.00
	04/06/2021	Revaluation	0.00	0.00	81.31	0.00	2,439.30	0.00	0.00	0.00
	30/06/2021	Revaluation	0.00	0.00	(406.55)	0.00	2,032.75	0.00	0.00	0.00
	30/06/2021	Revaluation	0.00	0.00	325.24	0.00	2,357.99	0.00	0.00	0.00
	30/06/2021	Revaluation	0.00	0.00	(81.31)	0.00	2,276.68	0.00	0.00	0.00
	<b>30/06/2021</b>		<b>16,262.00</b>	<b>0.00</b>	<b>(406.55)</b>	<b>0.00</b>	<b>2,276.68</b>	<b>0.00</b>	<b>0.00</b>	<b>0.00</b>
IGO.AX - IGO Limited										
	01/07/2020	Opening Balance	42,000.00	0.00	0.00	0.00	204,540.00	0.00	0.00	0.00
	26/07/2020	Revaluation	0.00	0.00	23,100.00	0.00	227,640.00	0.00	0.00	0.00
	22/12/2020	Disposal	(4,940.00)	(17,865.38)	0.00	0.00	209,774.62	31,923.44	17,865.38	14,058.06

Otta International Pty Ltd Superannuation Fund

# Market Movement Report

As at 30 June 2021

Investment	Date	Description	Unrealised				Realised			Total
			Units	Accounting Cost Movement	Market Movement	Depreciation	Balance	Consideration	Accounting Cost Base	
	22/12/2020	Writeback	0.00	0.00	(6,192.42)	0.00	203,582.20	0.00	0.00	0.00
	05/01/2021	Purchase	4,942.00	22,733.20	0.00	0.00	226,315.40	0.00	0.00	0.00
	07/01/2021	Purchase	2,471.00	11,366.60	0.00	0.00	237,682.00	0.00	0.00	0.00
	28/01/2021	Disposal	(2,000.00)	(7,232.95)	0.00	0.00	230,449.05	13,850.05	7,232.95	6,617.10
	28/01/2021	Writeback	0.00	0.00	(2,507.05)	0.00	227,942.00	0.00	0.00	0.00
	03/06/2021	Revaluation	0.00	0.00	132,818.35	0.00	360,760.35	0.00	0.00	0.00
	03/06/2021	Revaluation	0.00	0.00	(23,100.00)	0.00	337,660.35	0.00	0.00	0.00
	04/06/2021	Revaluation	0.00	0.00	(11,892.44)	0.00	325,767.91	0.00	0.00	0.00
	30/06/2021	Revaluation	0.00	0.00	119,226.99	0.00	444,994.90	0.00	0.00	0.00
	30/06/2021	Revaluation	0.00	0.00	(132,818.35)	0.00	312,176.55	0.00	0.00	0.00
	30/06/2021	Revaluation	0.00	0.00	11,892.44	0.00	324,068.99	0.00	0.00	0.00
	<b>30/06/2021</b>		<b>42,473.00</b>	<b>9,001.47</b>	<b>110,527.52</b>	<b>0.00</b>	<b>324,068.99</b>	<b>45,773.49</b>	<b>25,098.33</b>	<b>20,675.16</b>
INA.AX1 - Ingenia Communities Group										
	04/12/2020	Purchase	2,500.00	11,754.95	0.00	0.00	11,754.95	0.00	0.00	0.00
	03/06/2021	Revaluation	0.00	0.00	2,495.05	0.00	14,250.00	0.00	0.00	0.00
	04/06/2021	Revaluation	0.00	0.00	200.00	0.00	14,450.00	0.00	0.00	0.00
	30/06/2021	Revaluation	0.00	0.00	3,595.05	0.00	18,045.05	0.00	0.00	0.00
	30/06/2021	Revaluation	0.00	0.00	(2,495.05)	0.00	15,550.00	0.00	0.00	0.00
	30/06/2021	Revaluation	0.00	0.00	(200.00)	0.00	15,350.00	0.00	0.00	0.00
	<b>30/06/2021</b>		<b>2,500.00</b>	<b>11,754.95</b>	<b>3,595.05</b>	<b>0.00</b>	<b>15,350.00</b>	<b>0.00</b>	<b>0.00</b>	<b>0.00</b>
KOE - Kazia Option Expiring 04-06-2020										
	01/07/2020	Opening Balance	1.00	0.00	0.00	0.00	1.38	0.00	0.00	0.00
	01/07/2020	Disposal	(1.00)	(1.38)	0.00	0.00	0.00	0.00	1.38	(1.38)
	01/07/2020	Instalment	0.00	0.00	0.00	0.00	0.00	0.00	0.00	0.00
	<b>30/06/2021</b>		<b>0.00</b>	<b>(1.38)</b>	<b>0.00</b>	<b>0.00</b>	<b>0.00</b>	<b>0.00</b>	<b>1.38</b>	<b>(1.38)</b>
LSA.AX - Lachlan Star Limited										
	01/07/2020	Opening Balance	715.00	0.00	0.00	0.00	6.43	0.00	0.00	0.00
	26/07/2020	Revaluation	0.00	0.00	1.44	0.00	7.87	0.00	0.00	0.00
	03/06/2021	Revaluation	0.00	0.00	18.60	0.00	26.47	0.00	0.00	0.00
	03/06/2021	Revaluation	0.00	0.00	(1.44)	0.00	25.03	0.00	0.00	0.00
	04/06/2021	Revaluation	0.00	0.00	0.71	0.00	25.74	0.00	0.00	0.00
	30/06/2021	Revaluation	0.00	0.00	33.61	0.00	59.35	0.00	0.00	0.00
	30/06/2021	Revaluation	0.00	0.00	(18.60)	0.00	40.75	0.00	0.00	0.00
	30/06/2021	Revaluation	0.00	0.00	(0.71)	0.00	40.04	0.00	0.00	0.00



Otta International Pty Ltd Superannuation Fund

# Market Movement Report

As at 30 June 2021

Investment	Date	Description	Unrealised				Realised			Total
			Units	Accounting Cost Movement	Market Movement	Depreciation	Balance	Consideration	Accounting Cost Base	
	<b>30/06/2021</b>		<b>715.00</b>	<b>0.00</b>	<b>33.61</b>	<b>0.00</b>	<b>40.04</b>	<b>0.00</b>	<b>0.00</b>	<b>0.00</b>
MEIP.L - Media & Income Trust Plc Pref Registered Shs										
	01/07/2020	Opening Balance	1.00	0.00	0.00	0.00	11,142.78	0.00	0.00	0.00
	07/07/2020	Disposal	(1.00)	(11,142.78)	0.00	0.00	0.00	1,874.97	11,142.78	(9,267.81)
	<b>30/06/2021</b>		<b>0.00</b>	<b>(11,142.78)</b>	<b>0.00</b>	<b>0.00</b>	<b>0.00</b>	<b>1,874.97</b>	<b>11,142.78</b>	<b>(9,267.81)</b>
MKR.AX - Manuka Resources Ltd.										
	08/04/2021	Purchase	6,941.00	3,351.63	0.00	0.00	3,351.63	0.00	0.00	0.00
	09/04/2021	Purchase	3,059.00	1,468.32	0.00	0.00	4,819.95	0.00	0.00	0.00
	03/06/2021	Revaluation	0.00	0.00	(719.95)	0.00	4,100.00	0.00	0.00	0.00
	04/06/2021	Revaluation	0.00	0.00	(250.00)	0.00	3,850.00	0.00	0.00	0.00
	30/06/2021	Revaluation	0.00	0.00	(1,769.95)	0.00	2,080.05	0.00	0.00	0.00
	30/06/2021	Revaluation	0.00	0.00	719.95	0.00	2,800.00	0.00	0.00	0.00
	30/06/2021	Revaluation	0.00	0.00	250.00	0.00	3,050.00	0.00	0.00	0.00
	<b>30/06/2021</b>		<b>10,000.00</b>	<b>4,819.95</b>	<b>(1,769.95)</b>	<b>0.00</b>	<b>3,050.00</b>	<b>0.00</b>	<b>0.00</b>	<b>0.00</b>
MNMD.L - Mind Medicine Inc										
	22/02/2021	Purchase	1,675.00	8,198.80	0.00	0.00	8,198.80	0.00	0.00	0.00
	22/02/2021	Purchase	1,675.00	8,410.77	0.00	0.00	16,609.57	0.00	0.00	0.00
	03/06/2021	Revaluation	0.00	0.00	(16,609.57)	0.00	0.00	0.00	0.00	0.00
	30/06/2021	Revaluation	0.00	0.00	(16,609.57)	0.00	(16,609.57)	0.00	0.00	0.00
	30/06/2021	Revaluation	0.00	0.00	11,557.50	0.00	(5,052.07)	0.00	0.00	0.00
	30/06/2021	Revaluation	0.00	0.00	(11,557.50)	0.00	(16,609.57)	0.00	0.00	0.00
	30/06/2021	Revaluation	0.00	0.00	15,397.61	0.00	(1,211.96)	0.00	0.00	0.00
	30/06/2021	Revaluation	0.00	0.00	16,609.57	0.00	15,397.61	0.00	0.00	0.00
	<b>30/06/2021</b>		<b>3,350.00</b>	<b>16,609.57</b>	<b>(1,211.96)</b>	<b>0.00</b>	<b>15,397.61</b>	<b>0.00</b>	<b>0.00</b>	<b>0.00</b>
MSB.AX - Mesoblast Limited										
	01/07/2020	Opening Balance	62,919.00	0.00	0.00	0.00	204,486.75	0.00	0.00	0.00
	26/07/2020	Revaluation	0.00	0.00	16,358.94	0.00	220,845.69	0.00	0.00	0.00
	24/08/2020	Disposal	(2,000.00)	(2,514.72)	0.00	0.00	218,330.97	10,150.05	2,514.72	7,635.33
	24/08/2020	Writeback	0.00	0.00	(3,985.28)	0.00	214,345.69	0.00	0.00	0.00
	28/08/2020	Disposal	(919.00)	(1,155.51)	0.00	0.00	213,190.18	4,703.71	1,155.51	3,548.20
	28/08/2020	Writeback	0.00	0.00	(1,831.24)	0.00	211,358.94	0.00	0.00	0.00
	04/12/2020	Disposal	(2,500.00)	(3,143.40)	0.00	0.00	208,215.54	12,095.05	3,143.40	8,951.65

Otta International Pty Ltd Superannuation Fund

# Market Movement Report

As at 30 June 2021

Investment	Date	Description	Unrealised				Realised			Total
			Units	Accounting Cost Movement	Market Movement	Depreciation	Balance	Consideration	Accounting Cost Base	
	04/12/2020	Writeback	0.00	0.00	(4,981.60)	0.00	203,233.94	0.00	0.00	0.00
	14/01/2021	Disposal	(6,000.00)	(7,544.16)	0.00	0.00	195,689.78	13,830.05	7,544.16	6,285.89
	14/01/2021	Disposal	(4,000.00)	(5,029.44)	0.00	0.00	190,660.34	8,900.05	5,029.44	3,870.61
	14/01/2021	Writeback	0.00	0.00	(19,926.40)	0.00	170,733.94	0.00	0.00	0.00
	15/02/2021	Purchase	2,500.00	6,569.95	0.00	0.00	177,303.89	0.00	0.00	0.00
	11/03/2021	Disposal	(2,500.00)	(3,143.40)	0.00	0.00	174,160.49	5,455.05	3,143.40	2,311.65
	11/03/2021	Writeback	0.00	0.00	(4,981.60)	0.00	169,178.89	0.00	0.00	0.00
	12/03/2021	Disposal	(2,500.00)	(3,143.40)	0.00	0.00	166,035.49	5,705.05	3,143.40	2,561.65
	12/03/2021	Writeback	0.00	0.00	(4,981.60)	0.00	161,053.89	0.00	0.00	0.00
	29/04/2021	Disposal	(2,000.00)	(2,514.72)	0.00	0.00	158,539.17	3,760.05	2,514.72	1,245.33
	29/04/2021	Writeback	0.00	0.00	(3,985.28)	0.00	154,553.89	0.00	0.00	0.00
	03/06/2021	Revaluation	0.00	0.00	(58,214.95)	0.00	96,338.94	0.00	0.00	0.00
	03/06/2021	Revaluation	0.00	0.00	(16,358.94)	0.00	79,980.00	0.00	0.00	0.00
	04/06/2021	Revaluation	0.00	0.00	(430.00)	0.00	79,550.00	0.00	0.00	0.00
	08/06/2021	Disposal	(3,000.00)	(7,198.63)	0.00	0.00	72,351.37	5,530.05	7,198.63	(1,668.58)
	08/06/2021	Purchase	3,000.00	5,464.95	0.00	0.00	77,816.32	0.00	0.00	0.00
	08/06/2021	Writeback	0.00	0.00	(5,263.17)	0.00	72,553.15	0.00	0.00	0.00
	09/06/2021	Disposal	(3,000.00)	(3,772.08)	0.00	0.00	68,781.07	5,290.05	3,772.08	1,517.97
	09/06/2021	Writeback	0.00	0.00	(5,977.92)	0.00	62,803.15	0.00	0.00	0.00
	30/06/2021	Revaluation	0.00	0.00	(42,248.10)	0.00	20,555.05	0.00	0.00	0.00
	30/06/2021	Revaluation	0.00	0.00	58,214.95	0.00	78,770.00	0.00	0.00	0.00
	30/06/2021	Revaluation	0.00	0.00	430.00	0.00	79,200.00	0.00	0.00	0.00
	<b>30/06/2021</b>		<b>40,000.00</b>	<b>(27,124.56)</b>	<b>(98,162.19)</b>	<b>0.00</b>	<b>79,200.00</b>	<b>75,419.16</b>	<b>39,159.46</b>	<b>36,259.70</b>
NET.AX - Netlinkz Limited										
	01/07/2020	Opening Balance	25,000.00	0.00	0.00	0.00	1,525.00	0.00	0.00	0.00
	26/07/2020	Revaluation	0.00	0.00	(75.00)	0.00	1,450.00	0.00	0.00	0.00
	20/08/2020	Purchase	25,000.00	1,469.95	0.00	0.00	2,919.95	0.00	0.00	0.00
	20/08/2020	Disposal	(25,000.00)	(1,269.95)	0.00	0.00	1,650.00	1,480.05	1,269.95	210.10
	20/08/2020	Writeback	0.00	0.00	(127.53)	0.00	1,522.47	0.00	0.00	0.00
	25/08/2020	Disposal	(25,000.00)	(1,469.95)	0.00	0.00	52.52	1,480.05	1,469.95	10.10
	25/08/2020	Writeback	0.00	0.00	(127.52)	0.00	(75.00)	0.00	0.00	0.00
	28/08/2020	Purchase	25,000.00	1,394.95	0.00	0.00	1,319.95	0.00	0.00	0.00
	01/09/2020	Disposal	(25,000.00)	(1,394.95)	0.00	0.00	(75.00)	1,405.05	1,394.95	10.10
	17/09/2020	Purchase	25,000.00	2,194.95	0.00	0.00	2,119.95	0.00	0.00	0.00
	03/06/2021	Revaluation	0.00	0.00	(1,519.95)	0.00	600.00	0.00	0.00	0.00

Otta International Pty Ltd Superannuation Fund

# Market Movement Report

As at 30 June 2021

Investment	Date	Description	Unrealised				Realised			Total
			Units	Accounting Cost Movement	Market Movement	Depreciation	Balance	Consideration	Accounting Cost Base	
	03/06/2021	Revaluation	0.00	0.00	75.00	0.00	675.00	0.00	0.00	0.00
	04/06/2021	Revaluation	0.00	0.00	25.00	0.00	700.00	0.00	0.00	0.00
	30/06/2021	Revaluation	0.00	0.00	(1,569.95)	0.00	(869.95)	0.00	0.00	0.00
	30/06/2021	Revaluation	0.00	0.00	1,519.95	0.00	650.00	0.00	0.00	0.00
	30/06/2021	Revaluation	0.00	0.00	(25.00)	0.00	625.00	0.00	0.00	0.00
	<b>30/06/2021</b>		<b>25,000.00</b>	<b>925.00</b>	<b>(1,825.00)</b>	<b>0.00</b>	<b>625.00</b>	<b>4,365.15</b>	<b>4,134.85</b>	<b>230.30</b>
NXS.AX - Next Science Limited										
	01/07/2020	Opening Balance	4,000.00	0.00	0.00	0.00	5,000.00	0.00	0.00	0.00
	26/07/2020	Revaluation	0.00	0.00	480.00	0.00	5,480.00	0.00	0.00	0.00
	28/08/2020	Purchase	2,000.00	2,719.95	0.00	0.00	8,199.95	0.00	0.00	0.00
	16/10/2020	Purchase	2,000.00	2,469.95	0.00	0.00	10,669.90	0.00	0.00	0.00
	20/10/2020	Purchase	2,846.00	1,358.28	0.00	0.00	12,028.18	0.00	0.00	0.00
	03/06/2021	Revaluation	0.00	0.00	7,974.62	0.00	20,002.80	0.00	0.00	0.00
	03/06/2021	Revaluation	0.00	0.00	(480.00)	0.00	19,522.80	0.00	0.00	0.00
	04/06/2021	Revaluation	0.00	0.00	1,084.60	0.00	20,607.40	0.00	0.00	0.00
	30/06/2021	Revaluation	0.00	0.00	3,581.99	0.00	24,189.39	0.00	0.00	0.00
	30/06/2021	Revaluation	0.00	0.00	(7,974.62)	0.00	16,214.77	0.00	0.00	0.00
	30/06/2021	Revaluation	0.00	0.00	(1,084.60)	0.00	15,130.17	0.00	0.00	0.00
	<b>30/06/2021</b>		<b>10,846.00</b>	<b>6,548.18</b>	<b>3,581.99</b>	<b>0.00</b>	<b>15,130.17</b>	<b>0.00</b>	<b>0.00</b>	<b>0.00</b>
OPT.AX - Opthea Limited										
	29/10/2020	Purchase	6,000.00	14,069.95	0.00	0.00	14,069.95	0.00	0.00	0.00
	03/06/2021	Revaluation	0.00	0.00	(5,189.95)	0.00	8,880.00	0.00	0.00	0.00
	30/06/2021	Revaluation	0.00	0.00	(6,059.95)	0.00	2,820.05	0.00	0.00	0.00
	30/06/2021	Revaluation	0.00	0.00	5,189.95	0.00	8,010.00	0.00	0.00	0.00
	<b>30/06/2021</b>		<b>6,000.00</b>	<b>14,069.95</b>	<b>(6,059.95)</b>	<b>0.00</b>	<b>8,010.00</b>	<b>0.00</b>	<b>0.00</b>	<b>0.00</b>
Option.AX - Commsec Option A/c										
	13/08/2020	Purchase	1.00	413.81	0.00	0.00	413.81	0.00	0.00	0.00
	20/08/2020	Instalment	0.00	4,718.38	0.00	0.00	5,132.19	0.00	0.00	0.00
	26/08/2020	Purchase	1.00	54.50	0.00	0.00	5,186.69	0.00	0.00	0.00
	04/09/2020	Instalment	0.00	6,039.24	0.00	0.00	11,225.93	0.00	0.00	0.00
	17/09/2020	Instalment	0.00	2,984.20	0.00	0.00	14,210.13	0.00	0.00	0.00
	18/09/2020	Instalment	0.00	1,034.20	0.00	0.00	15,244.33	0.00	0.00	0.00
	16/12/2020	Instalment	0.00	4,827.82	0.00	0.00	20,072.15	0.00	0.00	0.00
	18/12/2020	Instalment	0.00	1,769.56	0.00	0.00	21,841.71	0.00	0.00	0.00

Otta International Pty Ltd Superannuation Fund  
**Market Movement Report**

As at 30 June 2021

Investment	Date	Description	Unrealised				Realised			Total
			Units	Accounting Cost Movement	Market Movement	Depreciation	Balance	Consideration	Accounting Cost Base	
	12/03/2021	Instalment	0.00	57,934.61	0.00	0.00	79,776.32	0.00	0.00	0.00
	29/06/2021	Disposal	(1.00)	(83,268.42)	0.00	0.00	(3,492.10)	163,599.92	83,268.42	80,331.50
	30/06/2021	Instalment	0.00	3,546.60	0.00	0.00	54.50	0.00	0.00	0.00
	30/06/2021	Revaluation	0.00	0.00	(3,546.60)	0.00	(3,492.10)	0.00	0.00	0.00
	30/06/2021	Revaluation	0.00	0.00	86,854.60	0.00	83,362.50	0.00	0.00	0.00
	<b>30/06/2021</b>		<b>1.00</b>	<b>54.50</b>	<b>83,308.00</b>	<b>0.00</b>	<b>83,362.50</b>	<b>163,599.92</b>	<b>83,268.42</b>	<b>80,331.50</b>
PAN.AX - Panoramic Resources Limited										
	01/07/2020	Opening Balance	26,000.00	0.00	0.00	0.00	2,106.00	0.00	0.00	0.00
	26/07/2020	Revaluation	0.00	0.00	(156.00)	0.00	1,950.00	0.00	0.00	0.00
	03/06/2021	Revaluation	0.00	0.00	2,314.00	0.00	4,264.00	0.00	0.00	0.00
	03/06/2021	Revaluation	0.00	0.00	156.00	0.00	4,420.00	0.00	0.00	0.00
	04/06/2021	Revaluation	0.00	0.00	(130.00)	0.00	4,290.00	0.00	0.00	0.00
	30/06/2021	Revaluation	0.00	0.00	1,794.00	0.00	6,084.00	0.00	0.00	0.00
	30/06/2021	Revaluation	0.00	0.00	(2,314.00)	0.00	3,770.00	0.00	0.00	0.00
	30/06/2021	Revaluation	0.00	0.00	130.00	0.00	3,900.00	0.00	0.00	0.00
	<b>30/06/2021</b>		<b>26,000.00</b>	<b>0.00</b>	<b>1,794.00</b>	<b>0.00</b>	<b>3,900.00</b>	<b>0.00</b>	<b>0.00</b>	<b>0.00</b>
PNV.AX - Polynovo Limited										
	01/07/2020	Opening Balance	10,000.00	0.00	0.00	0.00	25,400.00	0.00	0.00	0.00
	26/07/2020	Revaluation	0.00	0.00	(3,200.00)	0.00	22,200.00	0.00	0.00	0.00
	18/02/2021	Disposal	(5,000.00)	(12,429.95)	0.00	0.00	9,770.05	12,770.05	12,429.95	340.10
	18/02/2021	Writeback	0.00	0.00	(270.05)	0.00	9,500.00	0.00	0.00	0.00
	03/06/2021	Revaluation	0.00	0.00	400.00	0.00	9,900.00	0.00	0.00	0.00
	03/06/2021	Revaluation	0.00	0.00	3,200.00	0.00	13,100.00	0.00	0.00	0.00
	04/06/2021	Revaluation	0.00	0.00	300.00	0.00	13,400.00	0.00	0.00	0.00
	30/06/2021	Revaluation	0.00	0.00	1,400.00	0.00	14,800.00	0.00	0.00	0.00
	30/06/2021	Revaluation	0.00	0.00	(400.00)	0.00	14,400.00	0.00	0.00	0.00
	30/06/2021	Revaluation	0.00	0.00	(300.00)	0.00	14,100.00	0.00	0.00	0.00
	<b>30/06/2021</b>		<b>5,000.00</b>	<b>(12,429.95)</b>	<b>1,129.95</b>	<b>0.00</b>	<b>14,100.00</b>	<b>12,770.05</b>	<b>12,429.95</b>	<b>340.10</b>
QUB.AX - Qube Holdings Limited										
	01/07/2020	Opening Balance	3,143.00	0.00	0.00	0.00	9,146.13	0.00	0.00	0.00
	26/07/2020	Revaluation	0.00	0.00	(377.16)	0.00	8,768.97	0.00	0.00	0.00
	03/06/2021	Revaluation	0.00	0.00	691.46	0.00	9,460.43	0.00	0.00	0.00
	03/06/2021	Revaluation	0.00	0.00	377.16	0.00	9,837.59	0.00	0.00	0.00
	04/06/2021	Revaluation	0.00	0.00	94.29	0.00	9,931.88	0.00	0.00	0.00

Otta International Pty Ltd Superannuation Fund  
**Market Movement Report**

As at 30 June 2021

Investment	Date	Description	Unrealised				Realised			Total
			Units	Accounting Cost Movement	Market Movement	Depreciation	Balance	Consideration	Accounting Cost Base	
	30/06/2021	Revaluation	0.00	0.00	817.18	0.00	10,749.06	0.00	0.00	0.00
	30/06/2021	Revaluation	0.00	0.00	(691.46)	0.00	10,057.60	0.00	0.00	0.00
	30/06/2021	Revaluation	0.00	0.00	(94.29)	0.00	9,963.31	0.00	0.00	0.00
	<b>30/06/2021</b>		<b>3,143.00</b>	<b>0.00</b>	<b>817.18</b>	<b>0.00</b>	<b>9,963.31</b>	<b>0.00</b>	<b>0.00</b>	<b>0.00</b>
RVVTF.AX - Revive Therapeutics Ltd										
	25/02/2021	Purchase	7,378.00	3,964.45	0.00	0.00	3,964.45	0.00	0.00	0.00
	30/06/2021	Revaluation	0.00	0.00	(496.79)	0.00	3,467.66	0.00	0.00	0.00
	30/06/2021	Revaluation	0.00	0.00	1,151.71	0.00	4,619.37	0.00	0.00	0.00
	<b>30/06/2021</b>		<b>7,378.00</b>	<b>3,964.45</b>	<b>654.92</b>	<b>0.00</b>	<b>4,619.37</b>	<b>0.00</b>	<b>0.00</b>	<b>0.00</b>
SHRMF.AX - Braxia Scientific Corporation										
	25/02/2021	Purchase	4,840.00	3,614.31	0.00	0.00	3,614.31	0.00	0.00	0.00
	25/02/2021	Purchase	4,840.00	3,553.48	0.00	0.00	7,167.79	0.00	0.00	0.00
	30/06/2021	Revaluation	0.00	0.00	(4,767.15)	0.00	2,400.64	0.00	0.00	0.00
	30/06/2021	Revaluation	0.00	0.00	797.63	0.00	3,198.27	0.00	0.00	0.00
	<b>30/06/2021</b>		<b>9,680.00</b>	<b>7,167.79</b>	<b>(3,969.52)</b>	<b>0.00</b>	<b>3,198.27</b>	<b>0.00</b>	<b>0.00</b>	<b>0.00</b>
SLR.AX - Silver Lake Resources Limited										
	16/11/2020	Purchase	3,500.00	6,774.95	0.00	0.00	6,774.95	0.00	0.00	0.00
	03/06/2021	Revaluation	0.00	0.00	(177.45)	0.00	6,597.50	0.00	0.00	0.00
	04/06/2021	Revaluation	0.00	0.00	(542.50)	0.00	6,055.00	0.00	0.00	0.00
	30/06/2021	Revaluation	0.00	0.00	(964.95)	0.00	5,090.05	0.00	0.00	0.00
	30/06/2021	Revaluation	0.00	0.00	177.45	0.00	5,267.50	0.00	0.00	0.00
	30/06/2021	Revaluation	0.00	0.00	542.50	0.00	5,810.00	0.00	0.00	0.00
	<b>30/06/2021</b>		<b>3,500.00</b>	<b>6,774.95</b>	<b>(964.95)</b>	<b>0.00</b>	<b>5,810.00</b>	<b>0.00</b>	<b>0.00</b>	<b>0.00</b>
SRI.AX - Sipa Resources Limited										
	01/07/2020	Opening Balance	16,917.00	0.00	0.00	0.00	981.19	0.00	0.00	0.00
	26/07/2020	Revaluation	0.00	0.00	490.59	0.00	1,471.78	0.00	0.00	0.00
	03/06/2021	Revaluation	0.00	0.00	(16.92)	0.00	1,454.86	0.00	0.00	0.00
	03/06/2021	Revaluation	0.00	0.00	(490.59)	0.00	964.27	0.00	0.00	0.00
	30/06/2021	Revaluation	0.00	0.00	(118.42)	0.00	845.85	0.00	0.00	0.00
	30/06/2021	Revaluation	0.00	0.00	16.92	0.00	862.77	0.00	0.00	0.00
	<b>30/06/2021</b>		<b>16,917.00</b>	<b>0.00</b>	<b>(118.42)</b>	<b>0.00</b>	<b>862.77</b>	<b>0.00</b>	<b>0.00</b>	<b>0.00</b>

Otta International Pty Ltd Superannuation Fund

# Market Movement Report

As at 30 June 2021

Investment	Date	Description	Unrealised				Realised			Total
			Units	Accounting Cost Movement	Market Movement	Depreciation	Balance	Consideration	Accounting Cost Base	
STO.AX - Santos Limited										
	01/07/2020	Opening Balance	6,862.00	0.00	0.00	0.00	36,368.60	0.00	0.00	0.00
	26/07/2020	Revaluation	0.00	0.00	1,921.36	0.00	38,289.96	0.00	0.00	0.00
	03/06/2021	Revaluation	0.00	0.00	16,057.08	0.00	54,347.04	0.00	0.00	0.00
	03/06/2021	Revaluation	0.00	0.00	(1,921.36)	0.00	52,425.68	0.00	0.00	0.00
	04/06/2021	Revaluation	0.00	0.00	548.96	0.00	52,974.64	0.00	0.00	0.00
	30/06/2021	Revaluation	0.00	0.00	12,282.98	0.00	65,257.62	0.00	0.00	0.00
	30/06/2021	Revaluation	0.00	0.00	(16,057.08)	0.00	49,200.54	0.00	0.00	0.00
	30/06/2021	Revaluation	0.00	0.00	(548.96)	0.00	48,651.58	0.00	0.00	0.00
	<b>30/06/2021</b>		<b>6,862.00</b>	<b>0.00</b>	<b>12,282.98</b>	<b>0.00</b>	<b>48,651.58</b>	<b>0.00</b>	<b>0.00</b>	<b>0.00</b>
TAH.AX - Tabcorp Holdings Limited										
	01/07/2020	Opening Balance	6,000.00	0.00	0.00	0.00	20,280.00	0.00	0.00	0.00
	26/07/2020	Revaluation	0.00	0.00	1,560.00	0.00	21,840.00	0.00	0.00	0.00
	26/08/2020	Disposal	(600.00)	(2,595.11)	0.00	0.00	19,244.89	2,170.05	2,595.11	(425.06)
	26/08/2020	Writeback	0.00	0.00	567.11	0.00	19,812.00	0.00	0.00	0.00
	07/09/2020	Purchase	546.00	1,774.50	0.00	0.00	21,586.50	0.00	0.00	0.00
	03/06/2021	Revaluation	0.00	0.00	10,476.48	0.00	32,062.98	0.00	0.00	0.00
	03/06/2021	Revaluation	0.00	0.00	(1,560.00)	0.00	30,502.98	0.00	0.00	0.00
	30/06/2021	Revaluation	0.00	0.00	10,773.78	0.00	41,276.76	0.00	0.00	0.00
	30/06/2021	Revaluation	0.00	0.00	(10,476.48)	0.00	30,800.28	0.00	0.00	0.00
	<b>30/06/2021</b>		<b>5,946.00</b>	<b>(820.61)</b>	<b>11,340.89</b>	<b>0.00</b>	<b>30,800.28</b>	<b>2,170.05</b>	<b>2,595.11</b>	<b>(425.06)</b>
TCHOT - Trilogy Cannon Hill Office Trust										
	01/07/2020	Opening Balance	50,000.00	0.00	0.00	0.00	34,335.00	0.00	0.00	0.00
	30/06/2021	Revaluation	0.00	0.00	4,385.00	0.00	38,720.00	0.00	0.00	0.00
	<b>30/06/2021</b>		<b>50,000.00</b>	<b>0.00</b>	<b>4,385.00</b>	<b>0.00</b>	<b>38,720.00</b>	<b>0.00</b>	<b>0.00</b>	<b>0.00</b>
TECT - Trilogy Enhanced Cash Trust										
	01/07/2020	Opening Balance	123.00	0.00	0.00	0.00	123.00	0.00	0.00	0.00
	11/01/2021	Purchase	40,000.00	40,000.00	0.00	0.00	40,123.00	0.00	0.00	0.00
	<b>30/06/2021</b>		<b>40,123.00</b>	<b>40,000.00</b>	<b>0.00</b>	<b>0.00</b>	<b>40,123.00</b>	<b>0.00</b>	<b>0.00</b>	<b>0.00</b>
TMI - Trilogy Monthly Income Trust										
	01/07/2020	Opening Balance	597,627.00	0.00	0.00	0.00	597,627.00	0.00	0.00	0.00
	20/10/2020	Purchase	50,000.00	50,000.00	0.00	0.00	647,627.00	0.00	0.00	0.00
	04/06/2021	Purchase	100,000.00	100,000.00	0.00	0.00	747,627.00	0.00	0.00	0.00
	<b>30/06/2021</b>		<b>747,627.00</b>	<b>150,000.00</b>	<b>0.00</b>	<b>0.00</b>	<b>747,627.00</b>	<b>0.00</b>	<b>0.00</b>	<b>0.00</b>

Otta International Pty Ltd Superannuation Fund  
**Market Movement Report**

As at 30 June 2021

Investment	Date	Description	Unrealised				Realised			Total
			Units	Accounting Cost Movement	Market Movement	Depreciation	Balance	Consideration	Accounting Cost Base	
TOY.AX - Toys'r'us Anz Limited										
	29/06/2021	Code/Class Change	2,334.00	6,489.95	0.00	0.00	6,489.95	0.00	0.00	0.00
	30/06/2021	Revaluation	0.00	0.00	(6,233.21)	0.00	256.74	0.00	0.00	0.00
	<b>30/06/2021</b>		<b>2,334.00</b>	<b>6,489.95</b>	<b>(6,233.21)</b>	<b>0.00</b>	<b>256.74</b>	<b>0.00</b>	<b>0.00</b>	<b>0.00</b>
TPG.AX - TPG Telecom Limited.										
	30/06/2021	Purchase	4,000.00	24,829.95	0.00	0.00	24,829.95	0.00	0.00	0.00
	30/06/2021	Revaluation	0.00	0.00	210.05	0.00	25,040.00	0.00	0.00	0.00
	<b>30/06/2021</b>		<b>4,000.00</b>	<b>24,829.95</b>	<b>210.05</b>	<b>0.00</b>	<b>25,040.00</b>	<b>0.00</b>	<b>0.00</b>	<b>0.00</b>
VRT.AX - Virtus Health Limited										
	23/09/2020	Purchase	2,500.00	9,444.95	0.00	0.00	9,444.95	0.00	0.00	0.00
	03/06/2021	Revaluation	0.00	0.00	6,230.05	0.00	15,675.00	0.00	0.00	0.00
	30/06/2021	Revaluation	0.00	0.00	7,055.05	0.00	22,730.05	0.00	0.00	0.00
	30/06/2021	Revaluation	0.00	0.00	(6,230.05)	0.00	16,500.00	0.00	0.00	0.00
	<b>30/06/2021</b>		<b>2,500.00</b>	<b>9,444.95</b>	<b>7,055.05</b>	<b>0.00</b>	<b>16,500.00</b>	<b>0.00</b>	<b>0.00</b>	<b>0.00</b>
WES.AX - Wesfarmers Limited										
	01/07/2020	Opening Balance	277.00	0.00	0.00	0.00	12,417.91	0.00	0.00	0.00
	26/07/2020	Revaluation	0.00	0.00	423.81	0.00	12,841.72	0.00	0.00	0.00
	03/06/2021	Revaluation	0.00	0.00	2,847.56	0.00	15,689.28	0.00	0.00	0.00
	03/06/2021	Revaluation	0.00	0.00	(423.81)	0.00	15,265.47	0.00	0.00	0.00
	04/06/2021	Revaluation	0.00	0.00	36.01	0.00	15,301.48	0.00	0.00	0.00
	30/06/2021	Revaluation	0.00	0.00	3,952.79	0.00	19,254.27	0.00	0.00	0.00
	30/06/2021	Revaluation	0.00	0.00	(2,847.56)	0.00	16,406.71	0.00	0.00	0.00
	30/06/2021	Revaluation	0.00	0.00	(36.01)	0.00	16,370.70	0.00	0.00	0.00
	<b>30/06/2021</b>		<b>277.00</b>	<b>0.00</b>	<b>3,952.79</b>	<b>0.00</b>	<b>16,370.70</b>	<b>0.00</b>	<b>0.00</b>	<b>0.00</b>
<b>Total Market Movement</b>					<b>189,933.28</b>				<b>123,154.05</b>	<b>313,087.33</b>

**Otta International Pty Ltd Superannuation Fund**  
**Investment Income Report**

As at 30 June 2021

Investment		Total Income	Franked	Unfranked	Interest/ Other	Franking Credits	Foreign Income	Foreign Credits * 1	Assessable Income (Excl. Capital Gains) * 2	TFN Credits	Other Deductions	Distributed Capital Gains	Non-Assessable Payments
<b>Bank Accounts</b>													
	La Trobe	36,444.41			36,444.41	0.00	0.00	0.00	36,444.41			0.00	0.00
		<b>36,444.41</b>			<b>36,444.41</b>	<b>0.00</b>	<b>0.00</b>	<b>0.00</b>	<b>36,444.41</b>			<b>0.00</b>	<b>0.00</b>
<b>Shares in Listed Companies (Australian)</b>													
ALD.AX	Ampol Limited	7,195.08	7,195.08	0.00		3,083.60			10,278.68		0.00		
BKW.AX	Brickworks Limited	2,400.00	2,400.00	0.00		1,028.57			3,428.57		0.00		
CAM.AX	Clime Capital Limited	1,183.00	1,183.00	0.00		507.00			1,690.00		0.00		
COL.AX	Coles Group Limited.	167.59	167.59	0.00		71.83			239.42		0.00		
CSL.AX	CSL Limited	212.12	0.00	212.12		0.00			212.12		0.00		
IGO.AX	IGO Limited	2,100.00	0.00	2,100.00		0.00			2,100.00		0.00		
QUB.AX	Qube Holdings Limited	150.87	150.87	0.00		64.66			215.53		0.00		
STO.AX	Santos Limited	633.38	633.38	0.00		271.45			904.83		0.00		
TAH.AX	Tabcorp Holdings Limited	445.95	445.95	0.00		191.12			637.07		0.00		
VRT.AX	Virtus Health Limited	300.00	300.00	0.00		128.57			428.57		0.00		
WES.AX	Wesfarmers Limited	506.91	506.91	0.00		217.25			724.16		0.00		
		<b>15,294.90</b>	<b>12,982.78</b>	<b>2,312.12</b>		<b>5,564.05</b>			<b>20,858.95</b>		<b>0.00</b>		
<b>Stapled Securities</b>													
INA.AX	Ingenia Communities Group	231.50			135.39	0.00	0.00	0.00	135.39	31.00	0.00	0.00	127.11
		<b>231.50</b>			<b>135.39</b>	<b>0.00</b>	<b>0.00</b>	<b>0.00</b>	<b>135.39</b>	<b>31.00</b>	<b>0.00</b>	<b>0.00</b>	<b>127.11</b>
<b>Units in Unlisted Unit Trusts (Australian)</b>													
TEC	Trilogy Enhanced Cash Trust	604.97			604.97	0.00	0.00	0.00	604.97		0.00	0.00	0.00
TMI	Trilogy Monthly Income Trust	43,158.81			43,158.81	0.00	0.00	0.00	43,158.81		0.00	0.00	0.00
TCHOT	Trilogy Cannon Hill Office Trust	2,614.52			600.05	0.00	0.00	0.00	600.05		0.00	0.00	2,014.47
		<b>46,378.30</b>			<b>44,363.83</b>	<b>0.00</b>	<b>0.00</b>	<b>0.00</b>	<b>44,363.83</b>		<b>0.00</b>	<b>0.00</b>	<b>2,014.47</b>



**Otta International Pty Ltd Superannuation Fund**  
**Investment Income Report**

As at 30 June 2021

Investment	Total Income	Franked	Unfranked	Interest/ Other	Franking Credits	Foreign Income	Foreign Credits * 1	Assessable Income	TFN Credits	Other Deductions	Distributed Capital Gains	Non- Assessable Payments
								(Excl. Capital Gains) * 2				
	98,349.11	12,982.78	2,312.12	80,943.63	5,564.05	0.00	0.00	101,802.58	31.00	0.00	0.00	2,141.58

Assessable Income (Excl. Capital Gains) **101,802.58**

Net Capital Gain **0.00**

**Total Assessable Income 101,802.58**

\* 1 Includes foreign credits from foreign capital gains.

\* 2 Assessable Income in the SMSF Annual Return will be different as capital gains and losses from disposals of assets have not been included.

For a breakdown of Distributed Capital Gains and Non-Assessable Payments refer to Distributions Reconciliation Report.

# Otta International Pty Ltd Superannuation Fund

## Members Statement

Thomas Terei  
 73 Carrington Road  
 Wahroonga, New South Wales, 2076, Australia

### Your Details

Date of Birth : 11/06/1947  
 Age: 74  
 Tax File Number: 117939244  
 Date Joined Fund: 09/06/2000  
 Service Period Start Date:  
 Date Left Fund: 04/06/2021  
 Member Code: TERTHO00002A  
 Account Start Date 09/06/2000  
 Account Phase: Accumulation Phase  
 Account Description: Accumulation

Nominated Beneficiaries N/A

Vested Benefits  
 Total Death Benefit

### Your Balance

#### Total Benefits

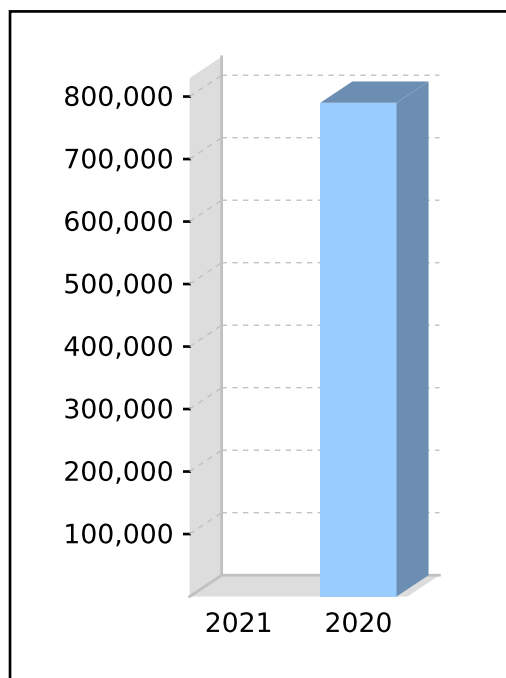
#### Preservation Components

Preserved  
 Unrestricted Non Preserved  
 Restricted Non Preserved

#### Tax Components

Tax Free  
 Taxable

Investment Earnings Rate 0%



### Your Detailed Account Summary

	This Year	Last Year
Opening balance at 01/07/2020	665,046.15	665,046.15
<u>Increases to Member account during the period</u>		
Employer Contributions	1,350.00	25,000.00
Personal Contributions (Concessional)		
Personal Contributions (Non Concessional)	100,000.00	100,000.00
Government Co-Contributions		
Other Contributions		
Proceeds of Insurance Policies		
Transfers In		
Net Earnings		
Internal Transfer In		
<u>Decreases to Member account during the period</u>		
Pensions Paid		
Contributions Tax	202.50	
Income Tax		
No TFN Excess Contributions Tax		
Excess Contributions Tax		
Refund Excess Contributions		
Division 293 Tax		
Insurance Policy Premiums Paid		
Management Fees		
Member Expenses		
Benefits Paid/Transfers Out		
Superannuation Surcharge Tax		
Internal Transfer Out	766,193.65	
Closing balance at 30/06/2021	0.00	790,046.15

Otta International Pty Ltd Superannuation Fund  
**Members Statement**

---

**Trustee's Disclaimer**

This statement has been prepared by the Trustee for the member whose name appears at the top of this statement. Every effort has been made by the Trustee to ensure the accuracy and completeness of this Statement. The Trustee does not accept any liability for any error, omission or misprint. All amounts shown in relation to benefits do not take into account any amounts which may be withheld to satisfy the requirements imposed by the Income Tax Assessment Act 1936.

Signed by all the trustees of the fund

\_\_\_\_\_  
Thomas Terei  
Trustee

\_\_\_\_\_  
Ann Terei  
Trustee

# Otta International Pty Ltd Superannuation Fund

## Members Statement

Thomas Terei  
 73 Carrington Road  
 Wahroonga, New South Wales, 2076, Australia

### Your Details

Date of Birth : 11/06/1947  
 Age: 74  
 Tax File Number: 117939244  
 Date Joined Fund: 09/06/2000  
 Service Period Start Date:  
 Date Left Fund:  
 Member Code: TERTHO00005P  
 Account Start Date 01/07/2014  
 Account Phase: Retirement Phase  
 Account Description: Account Based Pension

Nominated Beneficiaries N/A  
 Vested Benefits 459,348.00  
 Total Death Benefit 459,348.00

### Your Balance

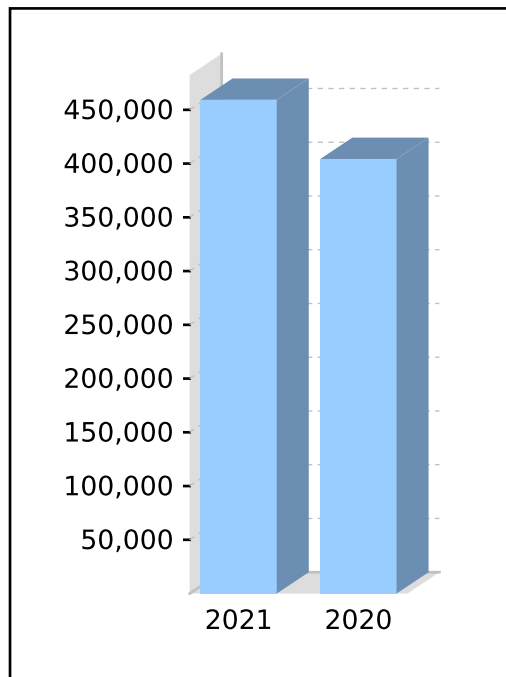
Total Benefits 459,348.00

#### Preservation Components

Preserved  
 Unrestricted Non Preserved 459,348.00  
 Restricted Non Preserved

#### Tax Components

Tax Free (100.00%) 422,568.66  
 Taxable 36,779.34  
 Investment Earnings Rate 19.46%



### Your Detailed Account Summary

	This Year	Last Year
Opening balance at 01/07/2020	404,288.52	404,288.52
<u>Increases to Member account during the period</u>		
Employer Contributions		
Personal Contributions (Concessional)		
Personal Contributions (Non Concessional)		
Government Co-Contributions		
Other Contributions		
Proceeds of Insurance Policies		
Transfers In		
Net Earnings	81,799.75	
Internal Transfer In		
<u>Decreases to Member account during the period</u>		
Pensions Paid	26,740.00	
Contributions Tax		
Income Tax	0.27	
No TFN Excess Contributions Tax		
Excess Contributions Tax		
Refund Excess Contributions		
Division 293 Tax		
Insurance Policy Premiums Paid		
Management Fees		
Member Expenses		
Benefits Paid/Transfers Out		
Superannuation Surcharge Tax		
Internal Transfer Out		
Closing balance at 30/06/2021	459,348.00	404,288.52

Otta International Pty Ltd Superannuation Fund  
**Members Statement**

---

**Trustee's Disclaimer**

This statement has been prepared by the Trustee for the member whose name appears at the top of this statement. Every effort has been made by the Trustee to ensure the accuracy and completeness of this Statement. The Trustee does not accept any liability for any error, omission or misprint. All amounts shown in relation to benefits do not take into account any amounts which may be withheld to satisfy the requirements imposed by the Income Tax Assessment Act 1936.

Signed by all the trustees of the fund

\_\_\_\_\_  
Thomas Terei  
Trustee

\_\_\_\_\_  
Ann Terei  
Trustee

# Otta International Pty Ltd Superannuation Fund

## Members Statement

Thomas Terei  
 73 Carrington Road  
 Wahroonga, New South Wales, 2076, Australia

### Your Details

Date of Birth :	11/06/1947	Nominated Beneficiaries	N/A
Age:	74	Vested Benefits	133,265.85
Tax File Number:	117939244	Total Death Benefit	133,265.85
Date Joined Fund:	09/06/2000		
Service Period Start Date:			
Date Left Fund:			
Member Code:	TERTHO00006P		
Account Start Date	01/07/2016		
Account Phase:	Retirement Phase		
Account Description:	Account Based Pension 2		

### Your Balance

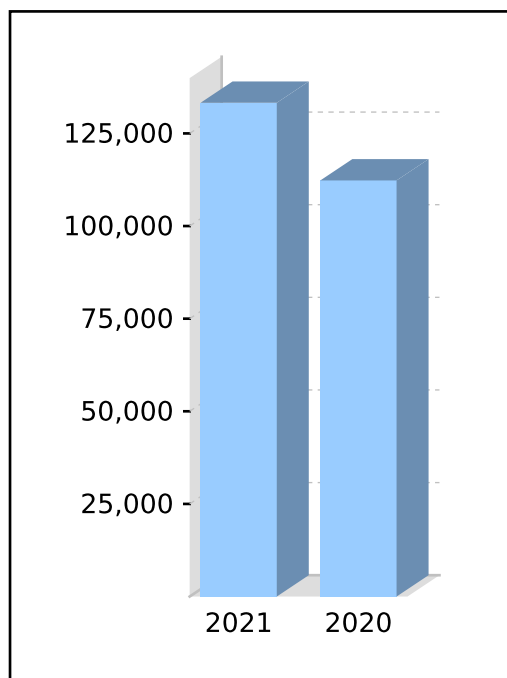
Total Benefits 133,265.85

#### Preservation Components

Preserved  
 Unrestricted Non Preserved 133,265.85  
 Restricted Non Preserved

#### Tax Components

Tax Free (100.00%) 133,265.85  
 Taxable  
 Investment Earnings Rate 19.49%



### Your Detailed Account Summary

	This Year	Last Year
Opening balance at 01/07/2020	112,307.12	112,307.12
<u>Increases to Member account during the period</u>		
Employer Contributions		
Personal Contributions (Concessional)		
Personal Contributions (Non Concessional)		
Government Co-Contributions		
Other Contributions		
Proceeds of Insurance Policies		
Transfers In		
Net Earnings	23,768.81	
Internal Transfer In		
<u>Decreases to Member account during the period</u>		
Pensions Paid	2,810.00	
Contributions Tax		
Income Tax	0.08	
No TFN Excess Contributions Tax		
Excess Contributions Tax		
Refund Excess Contributions		
Division 293 Tax		
Insurance Policy Premiums Paid		
Management Fees		
Member Expenses		
Benefits Paid/Transfers Out		
Superannuation Surcharge Tax		
Internal Transfer Out		
Closing balance at 30/06/2021	133,265.85	112,307.12

Otta International Pty Ltd Superannuation Fund  
**Members Statement**

---

**Trustee's Disclaimer**

This statement has been prepared by the Trustee for the member whose name appears at the top of this statement. Every effort has been made by the Trustee to ensure the accuracy and completeness of this Statement. The Trustee does not accept any liability for any error, omission or misprint. All amounts shown in relation to benefits do not take into account any amounts which may be withheld to satisfy the requirements imposed by the Income Tax Assessment Act 1936.

Signed by all the trustees of the fund

\_\_\_\_\_  
Thomas Terei  
Trustee

\_\_\_\_\_  
Ann Terei  
Trustee

# Otta International Pty Ltd Superannuation Fund

## Members Statement

Thomas Terei  
 73 Carrington Road  
 Wahroonga, New South Wales, 2076, Australia

### Your Details

		Nominated Beneficiaries	N/A
Date of Birth :	11/06/1947	Vested Benefits	775,953.70
Age:	74	Total Death Benefit	775,953.70
Tax File Number:	117939244		
Date Joined Fund:	09/06/2000		
Service Period Start Date:			
Date Left Fund:			
Member Code:	TERTHO00007P		
Account Start Date	01/07/2020		
Account Phase:	Retirement Phase		
Account Description:	Account Based Pension 3		

### Your Balance

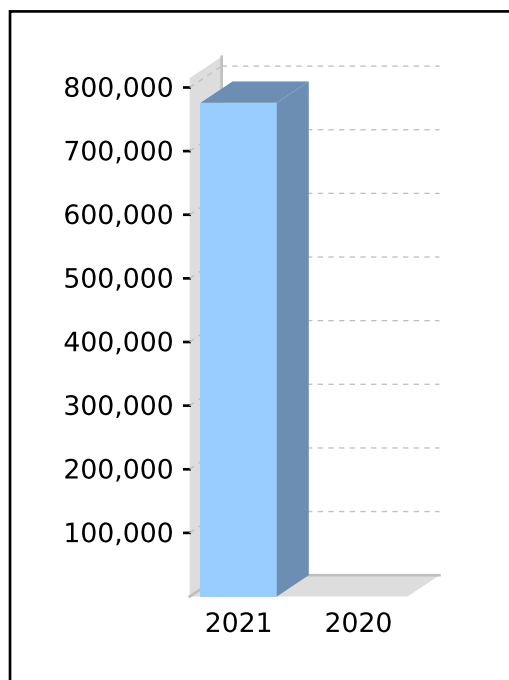
Total Benefits 775,953.70

#### Preservation Components

Preserved  
 Unrestricted Non Preserved 775,953.70  
 Restricted Non Preserved

#### Tax Components

Tax Free (72.23%) 560,486.93  
 Taxable 215,466.77  
 Investment Earnings Rate 19.64%



### Your Detailed Account Summary

	This Year	Last Year
Opening balance at 01/07/2020		
<u>Increases to Member account during the period</u>		
Employer Contributions		
Personal Contributions (Concessional)		
Personal Contributions (Non Concessional)		
Government Co-Contributions		
Other Contributions		
Proceeds of Insurance Policies		
Transfers In		
Net Earnings	139,490.51	
Internal Transfer In	665,046.15	
<u>Decreases to Member account during the period</u>		
Pensions Paid	28,582.50	
Contributions Tax		
Income Tax	0.46	
No TFN Excess Contributions Tax		
Excess Contributions Tax		
Refund Excess Contributions		
Division 293 Tax		
Insurance Policy Premiums Paid		
Management Fees		
Member Expenses		
Benefits Paid/Transfers Out		
Superannuation Surcharge Tax		
Internal Transfer Out		
Closing balance at 30/06/2021	775,953.70	0.00



Otta International Pty Ltd Superannuation Fund  
**Members Statement**

---

**Trustee's Disclaimer**

This statement has been prepared by the Trustee for the member whose name appears at the top of this statement. Every effort has been made by the Trustee to ensure the accuracy and completeness of this Statement. The Trustee does not accept any liability for any error, omission or misprint. All amounts shown in relation to benefits do not take into account any amounts which may be withheld to satisfy the requirements imposed by the Income Tax Assessment Act 1936.

Signed by all the trustees of the fund

\_\_\_\_\_  
Thomas Terei  
Trustee

\_\_\_\_\_  
Ann Terei  
Trustee

# Otta International Pty Ltd Superannuation Fund

## Members Statement

Thomas Terei  
 73 Carrington Road  
 Wahroonga, New South Wales, 2076, Australia

<b>Your Details</b>		Nominated Beneficiaries	N/A
Date of Birth :	11/06/1947	Vested Benefits	
Age:	74	Total Death Benefit	
Tax File Number:	117939244		
Date Joined Fund:	09/06/2000		
Service Period Start Date:			
Date Left Fund:			
Member Code:	TERTHO00009P		
Account Start Date	27/07/2020		
Account Phase:	Retirement Phase		
Account Description:	Account Based Pension 4		

### Your Balance

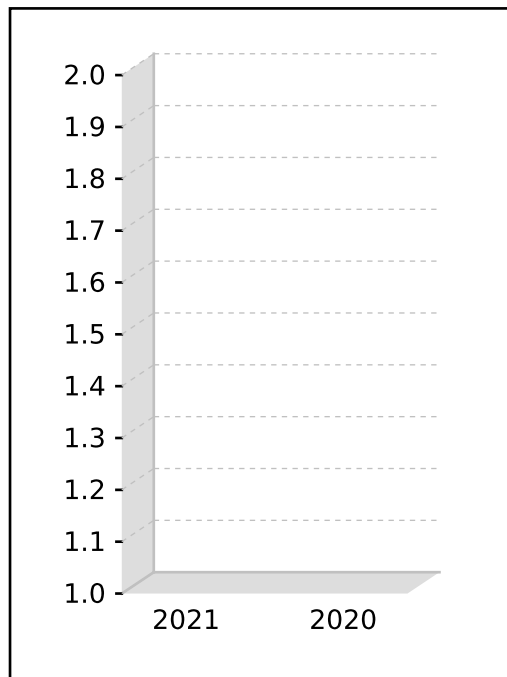
#### Total Benefits

##### Preservation Components

Preserved  
 Unrestricted Non Preserved  
 Restricted Non Preserved

##### Tax Components

Tax Free (0.00%)  
 Taxable  
 Investment Earnings Rate 0.00%



### Your Detailed Account Summary

	This Year	Last Year
Opening balance at 01/07/2020		
<u>Increases to Member account during the period</u>		
Employer Contributions		
Personal Contributions (Concessional)		
Personal Contributions (Non Concessional)		
Government Co-Contributions		
Other Contributions		
Proceeds of Insurance Policies		
Transfers In		
Net Earnings		
Internal Transfer In	1,147.50	
<u>Decreases to Member account during the period</u>		
Pensions Paid	1,147.50	
Contributions Tax		
Income Tax		
No TFN Excess Contributions Tax		
Excess Contributions Tax		
Refund Excess Contributions		
Division 293 Tax		
Insurance Policy Premiums Paid		
Management Fees		
Member Expenses		
Benefits Paid/Transfers Out		
Superannuation Surcharge Tax		
Internal Transfer Out		
Closing balance at 30/06/2021	0.00	0.00

Otta International Pty Ltd Superannuation Fund  
**Members Statement**

---

**Trustee's Disclaimer**

This statement has been prepared by the Trustee for the member whose name appears at the top of this statement. Every effort has been made by the Trustee to ensure the accuracy and completeness of this Statement. The Trustee does not accept any liability for any error, omission or misprint. All amounts shown in relation to benefits do not take into account any amounts which may be withheld to satisfy the requirements imposed by the Income Tax Assessment Act 1936.

Signed by all the trustees of the fund

\_\_\_\_\_  
Thomas Terei  
Trustee

\_\_\_\_\_  
Ann Terei  
Trustee

# Otta International Pty Ltd Superannuation Fund

## Members Statement

Thomas Terei  
 73 Carrington Road  
 Wahroonga, New South Wales, 2076, Australia

### Your Details

Date of Birth :	11/06/1947	Nominated Beneficiaries	N/A
Age:	74	Vested Benefits	108,910.79
Tax File Number:	117939244	Total Death Benefit	108,910.79
Date Joined Fund:	09/06/2000		
Service Period Start Date:			
Date Left Fund:			
Member Code:	TERTHO00010P		
Account Start Date	04/06/2021		
Account Phase:	Retirement Phase		
Account Description:	Account Based Pension 5		

### Your Balance

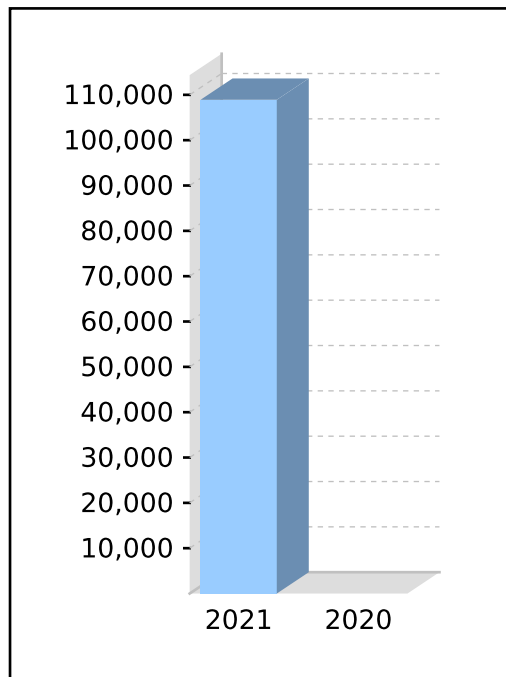
Total Benefits 108,910.79

#### Preservation Components

Preserved  
 Unrestricted Non Preserved 108,910.79  
 Restricted Non Preserved

#### Tax Components

Tax Free (100.00%) 108,910.79  
 Taxable  
 Investment Earnings Rate 8.94%



### Your Detailed Account Summary

	This Year	Last Year
Opening balance at 01/07/2020		
<u>Increases to Member account during the period</u>		
Employer Contributions		
Personal Contributions (Concessional)		
Personal Contributions (Non Concessional)		
Government Co-Contributions		
Other Contributions		
Proceeds of Insurance Policies		
Transfers In		
Net Earnings	8,910.79	
Internal Transfer In	100,000.00	
<u>Decreases to Member account during the period</u>		
Pensions Paid		
Contributions Tax		
Income Tax		
No TFN Excess Contributions Tax		
Excess Contributions Tax		
Refund Excess Contributions		
Division 293 Tax		
Insurance Policy Premiums Paid		
Management Fees		
Member Expenses		
Benefits Paid/Transfers Out		
Superannuation Surcharge Tax		
Internal Transfer Out		
Closing balance at 30/06/2021	108,910.79	0.00

Otta International Pty Ltd Superannuation Fund  
**Members Statement**

---

**Trustee's Disclaimer**

This statement has been prepared by the Trustee for the member whose name appears at the top of this statement. Every effort has been made by the Trustee to ensure the accuracy and completeness of this Statement. The Trustee does not accept any liability for any error, omission or misprint. All amounts shown in relation to benefits do not take into account any amounts which may be withheld to satisfy the requirements imposed by the Income Tax Assessment Act 1936.

Signed by all the trustees of the fund

\_\_\_\_\_  
Thomas Terei  
Trustee

\_\_\_\_\_  
Ann Terei  
Trustee

# Otta International Pty Ltd Superannuation Fund

## Members Statement

Ann Terei  
 73 Carrington Road  
 Wahroonga, New South Wales, 2076, Australia

<b>Your Details</b>		Nominated Beneficiaries	N/A
Date of Birth :	14/10/1952	Vested Benefits	
Age:	68	Total Death Benefit	
Tax File Number:	125297240		
Date Joined Fund:	09/06/2000		
Service Period Start Date:			
Date Left Fund:			
Member Code:	TERANN00001A		
Account Start Date	09/06/2000		
Account Phase:	Accumulation Phase		
Account Description:	Accumulation		

### Your Balance

#### Total Benefits

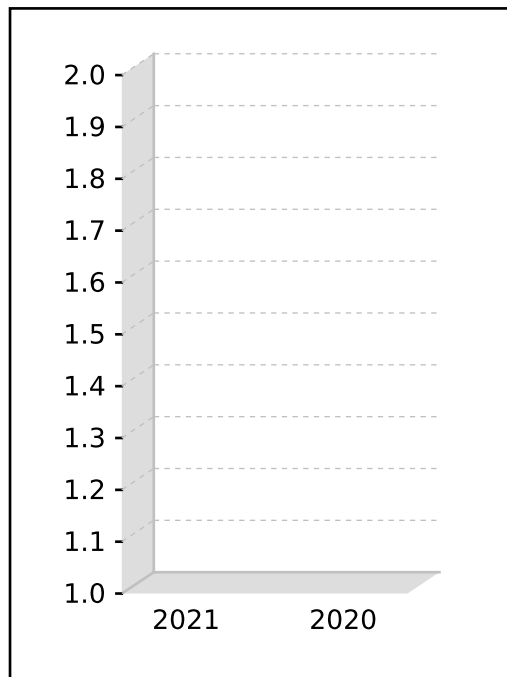
##### Preservation Components

Preserved  
 Unrestricted Non Preserved  
 Restricted Non Preserved

##### Tax Components

Tax Free  
 Taxable

Investment Earnings Rate 0%



### Your Detailed Account Summary

	This Year	Last Year
Opening balance at 01/07/2020		
<u>Increases to Member account during the period</u>		
Employer Contributions		
Personal Contributions (Concessional)		
Personal Contributions (Non Concessional)		
Government Co-Contributions		
Other Contributions		
Proceeds of Insurance Policies		
Transfers In		
Net Earnings		
Internal Transfer In		
<u>Decreases to Member account during the period</u>		
Pensions Paid		
Contributions Tax		
Income Tax		
No TFN Excess Contributions Tax		
Excess Contributions Tax		
Refund Excess Contributions		
Division 293 Tax		
Insurance Policy Premiums Paid		
Management Fees		
Member Expenses		
Benefits Paid/Transfers Out		
Superannuation Surcharge Tax		
Internal Transfer Out		
Closing balance at 30/06/2021	0.00	0.00

Otta International Pty Ltd Superannuation Fund  
**Members Statement**

---

**Trustee's Disclaimer**

This statement has been prepared by the Trustee for the member whose name appears at the top of this statement. Every effort has been made by the Trustee to ensure the accuracy and completeness of this Statement. The Trustee does not accept any liability for any error, omission or misprint. All amounts shown in relation to benefits do not take into account any amounts which may be withheld to satisfy the requirements imposed by the Income Tax Assessment Act 1936.

Signed by all the trustees of the fund

\_\_\_\_\_  
Thomas Terei  
Trustee

\_\_\_\_\_  
Ann Terei  
Trustee

# Otta International Pty Ltd Superannuation Fund

## Members Statement

Ann Terei  
 73 Carrington Road  
 Wahroonga, New South Wales, 2076, Australia

### Your Details

Date of Birth : 14/10/1952  
 Age: 68  
 Tax File Number: 125297240  
 Date Joined Fund: 09/06/2000  
 Service Period Start Date:  
 Date Left Fund:  
 Member Code: TERANN00002P  
 Account Start Date 01/07/2014  
 Account Phase: Retirement Phase  
 Account Description: Account Based Pension

Nominated Beneficiaries N/A  
 Vested Benefits 842,931.24  
 Total Death Benefit 842,931.24

### Your Balance

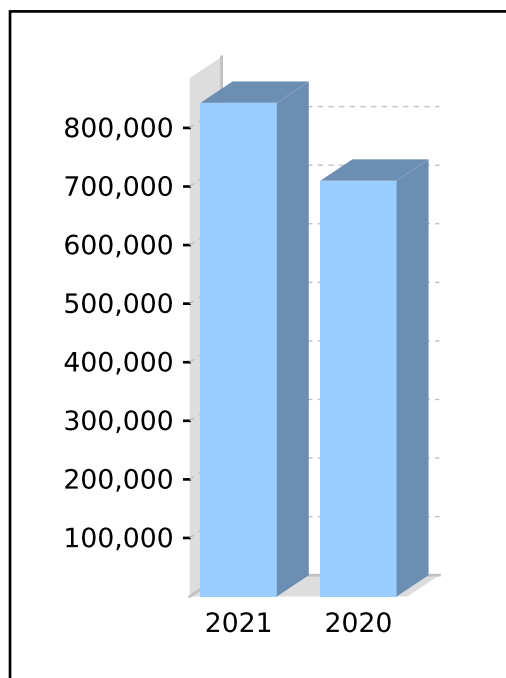
Total Benefits 842,931.24

#### Preservation Components

Preserved  
 Unrestricted Non Preserved 842,931.24  
 Restricted Non Preserved

#### Tax Components

Tax Free (100.00%) 836,522.46  
 Taxable 6,408.78  
 Investment Earnings Rate 19.55%



### Your Detailed Account Summary

	This Year	Last Year
Opening balance at 01/07/2020	709,891.21	709,891.21
<u>Increases to Member account during the period</u>		
Employer Contributions		
Personal Contributions (Concessional)		
Personal Contributions (Non Concessional)		
Government Co-Contributions		
Other Contributions		
Proceeds of Insurance Policies		
Transfers In		
Net Earnings	150,820.51	
Internal Transfer In		
<u>Decreases to Member account during the period</u>		
Pensions Paid	17,780.00	
Contributions Tax		
Income Tax	0.48	
No TFN Excess Contributions Tax		
Excess Contributions Tax		
Refund Excess Contributions		
Division 293 Tax		
Insurance Policy Premiums Paid		
Management Fees		
Member Expenses		
Benefits Paid/Transfers Out		
Superannuation Surcharge Tax		
Internal Transfer Out		
Closing balance at 30/06/2021	842,931.24	709,891.21



Otta International Pty Ltd Superannuation Fund  
**Members Statement**

---

**Trustee's Disclaimer**

This statement has been prepared by the Trustee for the member whose name appears at the top of this statement. Every effort has been made by the Trustee to ensure the accuracy and completeness of this Statement. The Trustee does not accept any liability for any error, omission or misprint. All amounts shown in relation to benefits do not take into account any amounts which may be withheld to satisfy the requirements imposed by the Income Tax Assessment Act 1936.

Signed by all the trustees of the fund

\_\_\_\_\_  
Thomas Terei  
Trustee

\_\_\_\_\_  
Ann Terei  
Trustee

# Otta International Pty Ltd Superannuation Fund

## Members Statement

Ann Terei  
 73 Carrington Road  
 Wahroonga, New South Wales, 2076, Australia

### Your Details

Date of Birth :	14/10/1952	Nominated Beneficiaries	N/A
Age:	68	Vested Benefits	60,340.99
Tax File Number:	125297240	Total Death Benefit	60,340.99
Date Joined Fund:	09/06/2000		
Service Period Start Date:			
Date Left Fund:			
Member Code:	TERANN00003P		
Account Start Date	01/07/2016		
Account Phase:	Retirement Phase		
Account Description:	Account Based Pension 2		

### Your Balance

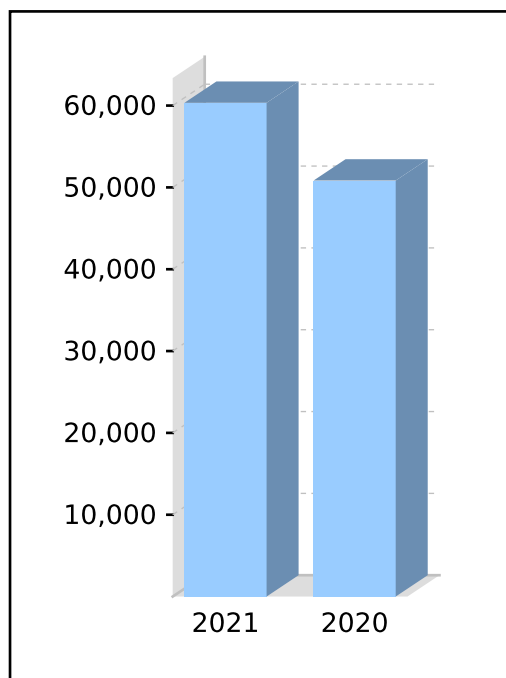
Total Benefits 60,340.99

#### Preservation Components

Preserved  
 Unrestricted Non Preserved 60,340.99  
 Restricted Non Preserved

#### Tax Components

Tax Free (100.00%) 60,340.99  
 Taxable  
 Investment Earnings Rate 19.51%



### Your Detailed Account Summary

	This Year	Last Year
Opening balance at 01/07/2020	50,835.89	50,835.89
<u>Increases to Member account during the period</u>		
Employer Contributions		
Personal Contributions (Concessional)		
Personal Contributions (Non Concessional)		
Government Co-Contributions		
Other Contributions		
Proceeds of Insurance Policies		
Transfers In		
Net Earnings	10,775.14	
Internal Transfer In		
<u>Decreases to Member account during the period</u>		
Pensions Paid	1,270.00	
Contributions Tax		
Income Tax	0.04	
No TFN Excess Contributions Tax		
Excess Contributions Tax		
Refund Excess Contributions		
Division 293 Tax		
Insurance Policy Premiums Paid		
Management Fees		
Member Expenses		
Benefits Paid/Transfers Out		
Superannuation Surcharge Tax		
Internal Transfer Out		
Closing balance at 30/06/2021	60,340.99	50,835.89

Otta International Pty Ltd Superannuation Fund  
**Members Statement**

---

**Trustee's Disclaimer**

This statement has been prepared by the Trustee for the member whose name appears at the top of this statement. Every effort has been made by the Trustee to ensure the accuracy and completeness of this Statement. The Trustee does not accept any liability for any error, omission or misprint. All amounts shown in relation to benefits do not take into account any amounts which may be withheld to satisfy the requirements imposed by the Income Tax Assessment Act 1936.

Signed by all the trustees of the fund

\_\_\_\_\_  
Thomas Terei  
Trustee

\_\_\_\_\_  
Ann Terei  
Trustee

# Otta International Pty Ltd Superannuation Fund

## Compilation Report

---

We have compiled the accompanying special purpose financial statements of the Otta International Pty Ltd Superannuation Fund which comprise the statement of financial position as at 30/06/2021 the operating statement for the year then ended, a summary of significant accounting policies and other explanatory notes. The specific purpose for which the special purpose financial statements have been prepared is set out in Note 1 to the financial statements.

### **The Responsibility of the Trustee(s)**

The Trustee(s) of Otta International Pty Ltd Superannuation Fund are solely responsible for the information contained in the special purpose financial statements, the reliability, accuracy and completeness of the information and for the determination that the financial reporting framework used is appropriate to meet their needs and for the purpose that the financial statements were prepared.

### **Our Responsibility**

On the basis of information provided by the Trustee(s), we have compiled the accompanying special purpose financial statements in accordance with the financial reporting framework as described in Note 1 to the financial statements and APES 315: Compilation of Financial Information.

We have applied our expertise in accounting and financial reporting to compile these financial statements in accordance with the financial reporting framework described in Note 1 to the financial statements. We have complied with the relevant ethical requirements of APES 110: Code of Ethics for Professional Accountants.

### **Assurance Disclaimer**

Since a compilation engagement is not an assurance engagement, we are not required to verify the reliability, accuracy or completeness of the information provided to us by management to compile these financial statements. Accordingly, we do not express an audit opinion or a review conclusion on these financial statements.

The special purpose financial statements were compiled exclusively for the benefit of the trustees who are responsible for the reliability, accuracy and completeness of the information used to compile them. We do not accept responsibility for the contents of the special purpose financial statements.

Plusgrowth Pty Limited

of

9 Bartlett Street, South Wentworthville, New South Wales 2145

Signed:

Dated: 22/11/2021

# Otta International Pty Ltd Superannuation Fund Trustees Declaration

---

The trustees declare that:

- (i) the financial statements and notes to the financial statements present fairly the financial position of the Fund as at 30 June 2021, and the results of its operations for the year then ended;
- (ii) the financial statements and notes to the financial statements have been prepared in accordance with applicable Australian Accounting Standards, other mandatory reporting requirements and the provisions of the trust deed, as amended; and
- (iii) the operation of the Fund has been carried out in accordance with its trust deed, as amended, and in compliance with:
  - a. the requirements of the Superannuation Industry (Supervision) Act 1993 and Regulations, including applicable Superannuation Prudential Standards;
  - b. applicable sections of the Corporations Act 2001 and Regulations; and
  - c. the requirements under s13 of the Financial Sector (Collection of Data) Act 2001;during the year ended 30 June 2021.

This declaration is made in accordance with a resolution of the trustees.

.....  
Thomas Terei

Trustee

.....  
Ann Terei

Trustee

22 November 2021

# Minutes of a meeting of the Trustee(s)

held on 22 November 2021 at 73 Carrington Road, Wahroonga, New South Wales 2076

---

<b>PRESENT:</b>	Thomas Terei and Ann Terei
<b>MINUTES:</b>	The Chair reported that the minutes of the previous meeting had been signed as a true record.
<b>FINANCIAL STATEMENTS OF SUPERANNUATION FUND:</b>	<p>It was resolved that the financial statements would be prepared as special purpose financial statements as, in the opinion of the trustee(s), the Superannuation Fund is a non-reporting entity and therefore is not required to comply with all Australian Accounting Standards.</p> <p>The Chair tabled the financial statements and notes to the financial statements of the Superannuation Fund in respect of the year ended 30 June 2021 and it was resolved that such statements be and are hereby adopted as tabled.</p>
<b>TRUSTEE'S DECLARATION:</b>	It was resolved that the trustee's declaration of the Superannuation Fund be signed.
<b>ANNUAL RETURN:</b>	Being satisfied that the Fund had complied with the requirements of the Superannuation Industry (Supervision) Act 1993 (SISA) and Regulations during the year ended 30 June 2021, it was resolved that the annual return be approved, signed and lodged with the Australian Taxation Office.
<b>TRUST DEED:</b>	The Chair tabled advice received from the Fund's legal adviser confirming that the fund's trust deed is consistent with all relevant superannuation and trust law.
<b>INVESTMENT STRATEGY:</b>	The allocation of the Fund's assets and the Fund's investment performance over the financial year were reviewed and found to be within the acceptable ranges outlined in the investment strategy. After considering the risk, rate of return, diversification and liquidity of the investments and the ability of the Fund to discharge its existing liabilities, it was resolved that the investment strategy continues to reflect the purposes and circumstances of the Fund and its members. Accordingly, no changes in the investment strategy were required.
<b>INSURANCE COVER:</b>	The trustee(s) reviewed the current life and total and permanent disability insurance coverage on offer to the members and resolved that the current insurance arrangements were appropriate for the Fund.
<b>ALLOCATION OF INCOME:</b>	It was resolved that the income of the Fund would be allocated to the members based on their average daily balance (an alternative allocation basis may be percentage of opening balance).
<b>AUDITORS:</b>	<p>It was resolved that</p> <p>Anthony Boys</p> <p>of</p> <p>Box 3376, Rundle Mall, South Australia 5000</p> <p>act as auditors of the Fund for the next financial year.</p>
<b>TAX AGENTS:</b>	<p>It was resolved that</p> <p>Plusgrowth Pty Limited</p> <p>act as tax agents of the Fund for the next financial year.</p>
<b>TRUSTEE STATUS:</b>	Each of the trustee(s) confirmed that they are qualified to act as trustee(s) of the Fund and that they are not disqualified persons as defined by s 120 of the SISA.

## Minutes of a meeting of the Trustee(s)

held on 22 November 2021 at 73 Carrington Road, Wahroonga, New South Wales 2076

---

**CONTRIBUTIONS RECEIVED:**

It was resolved that the contributions during the year be allocated to members on the basis of the schedule provided by the principal Fund employer.

**ACCEPTANCE OF ROLLOVERS:**

The trustee has ensured that any rollover made to the Fund, meets the requirements of the Fund's deed and does not breach the superannuation laws in relation to:

1. making rollover between Funds; and,
2. breaching the Fund or the member investment strategy.

The trustee has reviewed the rollover and received advice that the rollover is in accordance with the Trust Deed and the rules of the Fund and the superannuation laws. As such the trustee has resolved to accept the rollover on behalf of the member.

**CLOSURE:**

All resolutions for this meeting were made in accordance with the SISA and Regulations.

There being no further business the meeting then closed.

Signed as a true record –

.....  
Ann Terei

Chairperson