

From First to Last by Account
Options: Not summarised, Excluding NIL Balances
Client Code: BER6002 From 01/07/2016 To 30/06/2017

Last Year	Account	Description	Debit	Credit
	197	Managed fund distributions		
(212.79)	19701	Aspen Parks	-	
(16432.57)	198	Dividends received		15398.65
	199	Interest received		
(50.32)	19901	ATO	-	
(3242.37)	19902	Other		3249.64
	204	Changes in net market values of other assets		
46288.71	20402	Shares in listed companies		40058.00
5216.27	20404	Managed funds	-	
(88.00)	20432	Shares in listed companies	-	
647.00	364	Filing fees	-	
	550	SUPERANNUATION FUND		
32125.93	55002	Profit Earned This Year	-	
(32125.93)	55003	Distribution to Members	58706.29	
	551	DEREK BERENTS		
(622756.56)	55101	Balance at beginning of year		548666.32
32125.93	55102	Allocated earnings		58706.29
(8035.69)	55105	Income tax expense on earnings		1903.74
-	55108	Contributions from member		100000.00
50000.00	55115	Benefits paid during year	40000.00	
50000.00	662	Other debtors	75714.00	
188086.63	680	Cash at bank	241020.92	
	795	Shares in Listed Companies		
15432.00	79502	AGL Energy Ltd	20400.00	
16576.00	79503	Alumina Ltd	24576.00	
18669.00	79504	AMP Limited	18777.00	
27043.00	79505	BHP Billiton Ltd	33756.00	
3612.00	79506	Bluescope Steel Ltd	7490.00	
26639.00	79507	Bramble Industries Ltd	20920.00	
74370.00	79508	CBA	82810.00	
3045.00	79509	Infigen	2212.00	
1251.00	79511	CYBG plc	1413.00	
3509.00	79512	Clean Seas Tuna Ltd	4747.00	
10499.00	79513	Contango Microcap Ltd	9449.00	
190.00	79517	Folkestone Ltd	242.00	
30516.00	79528	National Australia Bank Ltd	35508.00	
21173.00	79530	QBE Insurance Ltd	23974.00	
12873.00	79535	Telstra Ltd	9916.00	
2233.00	79536	South32 Ltd	3886.00	
1378.00	79537	Seven West Media	930.00	
13500.00	79538	WAM Research	15050.00	
29246.00	79540	Woolworths Ltd	35756.00	
6655.99	904	Provision for income tax	12565.48	
(7830.30)	944	Provision for deferred tax liability		11836.05
	999	Jobstream Selection Account		
22.00	99901	Jobstream Selection Account	22.00	

From First to Last by Account
Options: Not summarised, Excluding NIL Balances
Client Code: BER6002 From 01/07/2016 To 30/06/2017

<u>Last Year</u>	<u>Account</u>	<u>Description</u>	<u>Debit</u>	<u>Credit</u>
(22.00)	99999	Clearing balance		22.00
<u>32125.93</u>		Total	<u>779840.69</u>	<u>779840.69</u>

NET PROFIT THIS YEAR 58706.29
NET LOSS LAST YEAR 32125.93

No. of Accounts: 40
No. of Entries: 43

Client Code: BER6002
From First to Last by Account
From 01/07/2016 To 30/06/2017

Date	Type	Gp	Ref.	Debit	Credit	Balance		
198	Dividends received							
	LY Closing Balance					(16432.57)		
30/06/2017	Jnl		2		15395.65	(15395.65)		
	cash receipts & pmts for the year							
30/06/2017	Jnl		2		3.00	(15398.65)		
	cash receipts & pmts for the year							
	Closing Balance					0.00	15398.65	(15398.65)
199	Interest received							
19902	Other							
	LY Closing Balance					(3242.37)		
30/06/2017	Jnl		2		3249.64	(3249.64)		
	cash receipts & pmts for the year							
	Closing Balance					0.00	3249.64	(3249.64)
204	Changes in net market values of other assets							
20402	Shares in listed companies							
	LY Closing Balance					46288.71		
30/06/2017	Jnl		3		40058.00	(40058.00)		
	revaluation of equities to market value at year end							
	Closing Balance					0.00	40058.00	(40058.00)
550	SUPERANNUATION FUND							
55001	Unallocated Benefits Brought Forward							
	Opening Balance					0.00		
01/07/2016	Jnl			32125.93		32125.93		
	Year end balance forward							
01/07/2016	Jnl				32125.93	0.00		
	Year end balance forward							
	Closing Balance					32125.93	32125.93	0.00
55002	Profit Earned This Year							
	Opening Balance					32125.93		
01/07/2016	Jnl				32125.93	0.00		
	Year end balance forward : Profit distribution							
	Closing Balance					0.00	32125.93	0.00
55003	Distribution to Members							
	Opening Balance					(32125.93)		
01/07/2016	Jnl			32125.93		0.00		
	Year end balance forward							
30/06/2017	Jnl		4	58706.29		58706.29		
	allocation of net earnings to members							

Client Code: BER6002 From First to Last by Account
From 01/07/2016 To 30/06/2017

Date	Type Gp	Ref.	Debit	Credit	Balance
55003	Distribution to Members : Continued				
	for the year				
Closing Balance			90832.22	0.00	58706.29
551	DEREK BERENTS				
55101	Balance at beginning of year				
Opening Balance					(622756.56)
01/07/2016	Jnl		32125.93		(590630.63)
	Year end balance forward				
01/07/2016	Jnl			8035.69	(598666.32)
	Year end balance forward				
01/07/2016	Jnl		50000.00		(548666.32)
	Year end balance forward				
Closing Balance			82125.93	8035.69	(548666.32)
55102	Allocated earnings				
Opening Balance					32125.93
01/07/2016	Jnl			32125.93	0.00
	Year end balance forward				
30/06/2017	Jnl	4		58706.29	(58706.29)
	allocation of net earnings to members for the year				
Closing Balance			0.00	90832.22	(58706.29)
55105	Income tax expense on earnings				
Opening Balance					(8035.69)
01/07/2016	Jnl		8035.69		0.00
	Year end balance forward				
30/06/2017	Jnl	5		1903.74	(1903.74)
	tax expense for the year				
Closing Balance			8035.69	1903.74	(1903.74)
55108	Contributions from member				
Opening Balance					0.00
30/06/2017	Jnl	2		100000.00	(100000.00)
	cash receipts & pmnts for the year				
Closing Balance			0.00	100000.00	(100000.00)
55115	Benefits paid during year				
Opening Balance					50000.00
01/07/2016	Jnl			50000.00	0.00
	Year end balance forward				
01/07/2016	Jnl	1	40000.00		40000.00
	pension pmt to DB for the year				
Closing Balance			40000.00	50000.00	40000.00

Client Code: BER6002
From First to Last by Account
From 01/07/2016 To 30/06/2017

Date	Type	Gp	Ref.	Debit	Credit	Balance
79506						
						Bluescope Steel Ltd
						Opening Balance
						3612.00
30/06/2017	Jnl		3	3878.00		7490.00
						revaluation of equities to market value at year end
						Closing Balance
				3878.00	0.00	7490.00
79507						
						Bramble Industries Ltd
						Opening Balance
						26639.00
30/06/2017	Jnl		3		5719.00	20920.00
						revaluation of equities to market value at year end
						Closing Balance
				0.00	5719.00	20920.00
79508						
						CBA
						Opening Balance
						74370.00
30/06/2017	Jnl		3	8440.00		82810.00
						revaluation of equities to market value at year end
						Closing Balance
				8440.00	0.00	82810.00
79509						
						Infigen
						Opening Balance
						3045.00
30/06/2017	Jnl		3		833.00	2212.00
						revaluation of equities to market value at year end
						Closing Balance
				0.00	833.00	2212.00
79511						
						CYBG plc
						Opening Balance
						1251.00
30/06/2017	Jnl		3	162.00		1413.00
						revaluation of equities to market value at year end
						Closing Balance
				162.00	0.00	1413.00
79512						
						Clean Seas Tuna Ltd
						Opening Balance
						3509.00
30/06/2017	Jnl		3	1238.00		4747.00
						revaluation of equities to market value at year end
						Closing Balance
				1238.00	0.00	4747.00

Client Code: BER6002
From First to Last by Account
From 01/07/2016 To 30/06/2017

Date	Type	Gp	Ref.	Debit	Credit	Balance
79513						
						Contango Microcap Ltd
						Opening Balance
						10499.00
30/06/2017	Jnl		3		1050.00	9449.00
						revaluation of equities to market value at year end
						Closing Balance
				0.00	1050.00	9449.00
79517						
						Folkestone Ltd
						Opening Balance
						190.00
30/06/2017	Jnl		3	52.00		242.00
						revaluation of equities to market value at year end
						Closing Balance
				52.00	0.00	242.00
79528						
						National Australia Bank Ltd
						Opening Balance
						30516.00
30/06/2017	Jnl		3	4992.00		35508.00
						revaluation of equities to market value at year end
						Closing Balance
				4992.00	0.00	35508.00
79530						
						QBE Insurance Ltd
						Opening Balance
						21173.00
30/06/2017	Jnl		3	2801.00		23974.00
						revaluation of equities to market value at year end
						Closing Balance
				2801.00	0.00	23974.00
79535						
						Telstra Ltd
						Opening Balance
						12873.00
30/06/2017	Jnl		3		2957.00	9916.00
						revaluation of equities to market value at year end
						Closing Balance
				0.00	2957.00	9916.00
79536						
						South32 Ltd
						Opening Balance
						2233.00
30/06/2017	Jnl		3	1653.00		3886.00
						revaluation of equities to market value at year end
						Closing Balance
				1653.00	0.00	3886.00

Client Code: BER6002
From First to Last by Account
From 01/07/2016 To 30/06/2017

Date	Type	Gp	Ref.	Debit	Credit	Balance
79537						
						Seven West Media
						Opening Balance
						1378.00
30/06/2017	Jnl		3		448.00	930.00
						revaluation of equities to market value at year end
						Closing Balance
				0.00	448.00	930.00
79538						
						WAM Research
						Opening Balance
						13500.00
30/06/2017	Jnl		3	1550.00		15050.00
						revaluation of equities to market value at year end
						Closing Balance
				1550.00	0.00	15050.00
79540						
						Woolworths Ltd
						Opening Balance
						29246.00
30/06/2017	Jnl		3	6510.00		35756.00
						revaluation of equities to market value at year end
						Closing Balance
				6510.00	0.00	35756.00
904						
						Provision for income tax
						Opening Balance
						6655.99
30/06/2017	Jnl		5	5909.49		12565.48
						tax expense for the year
						Closing Balance
				5909.49	0.00	12565.48
944						
						Provision for deferred tax liability
						Opening Balance
						(7830.30)
30/06/2017	Jnl		5		4005.75	(11836.05)
						tax expense for the year
						Closing Balance
				0.00	4005.75	(11836.05)
999						
						Jobstream Selection Account
99901						
						Jobstream Selection Account
						Opening Balance
						22.00
						Closing Balance
				0.00	0.00	22.00
99999						
						Clearing balance
						Opening Balance
						(22.00)
						Closing Balance
				0.00	0.00	(22.00)

Debits

428742.55

Client Code: BER6002 From First to Last by Account
From 01/07/2016 To 30/06/2017

Date	Type Gp	Ref.	Debit	Credit	Balance
	Credits			428742.55	
	No. of Accounts			36.00	
	No. of Entries			43.00	

Client Code: BER6002

Date	Type	Grp	Ref	Account	Description	Amount	BalZ	Narration
01/07/2016	Jnl			55002	Profit Earned This Year	(32125.93)	-	Year end balance forward : Profit distribution
01/07/2016	Jnl			55001	Unallocated Benefits Brought Forward	32125.93	-	Year end balance forward
01/07/2016	Jnl			55003	Distribution to Members	32125.93	-	Year end balance forward
01/07/2016	Jnl			55001	Unallocated Benefits Brought Forward	(32125.93)	-	Year end balance forward
01/07/2016	Jnl			55102	Allocated earnings	(32125.93)	-	Year end balance forward
01/07/2016	Jnl			55101	Balance at beginning of year	32125.93	-	Year end balance forward
01/07/2016	Jnl			55105	Income tax expense on earnings	8035.69	-	Year end balance forward
01/07/2016	Jnl			55101	Balance at beginning of year	(8035.69)	-	Year end balance forward
01/07/2016	Jnl			55115	Benefits paid during year	(50000.00)	-	Year end balance forward
01/07/2016	Jnl			55101	Balance at beginning of year	50000.00	-	Year end balance forward
01/07/2016	Jnl		1	55115	Benefits paid during year	40000.00	-	pension pmt to DB for the year
01/07/2016	Jnl		1	662	Other debtors	(40000.00)	-	pension pmt to DB for the year
30/06/2017	Jnl		2	680	Cash at bank	52934.29	-	cash receipts & pmts for the year
30/06/2017	Jnl		2	19902	Other	(3249.64)	-	cash receipts & pmts for the year
30/06/2017	Jnl		2	198	Dividends received	(15395.65)	-	cash receipts & pmts for the year
30/06/2017	Jnl		2	55108	Contributions from member	(100000.00)	-	cash receipts & pmts for the year
30/06/2017	Jnl		2	662	Other debtors	65714.00	-	cash receipts & pmts for the year
30/06/2017	Jnl		2	198	Dividends received	(3.00)	-	cash receipts & pmts for the year
30/06/2017	Jnl		3	79502	AGL Energy Ltd	4968.00	-	revaluation of equities to market value at year end
30/06/2017	Jnl		3	79504	AMP Limited	108.00	-	revaluation of equities to market value at year end
30/06/2017	Jnl		3	79503	Alumina Ltd	8000.00	-	revaluation of equities to market value at year end
30/06/2017	Jnl		3	79505	BHP Billiton Ltd	6713.00	-	revaluation of equities to market value at year end

Client Code: BER6002

Date	Type	Grp	Ref	Account	Description	Amount	Bal2	Narration
30/06/2017	Jnl		3	79506	Bluescope Steel Ltd	3878.00	-	market value at year end revaluation of equities to
30/06/2017	Jnl		3	79507	Bramble Industries Ltd	(5719.00)	-	market value at year end revaluation of equities to
30/06/2017	Jnl		3	79508	CBA	8440.00	-	market value at year end revaluation of equities to
30/06/2017	Jnl		3	79513	Contango Microcap Ltd	(1050.00)	-	market value at year end revaluation of equities to
30/06/2017	Jnl		3	79512	Clean Seas Tuna Ltd	1238.00	-	market value at year end revaluation of equities to
30/06/2017	Jnl		3	79511	CYBG plc	162.00	-	market value at year end revaluation of equities to
30/06/2017	Jnl		3	79517	Folkestone Ltd	52.00	-	market value at year end revaluation of equities to
30/06/2017	Jnl		3	79509	Infigen	(833.00)	-	market value at year end revaluation of equities to
30/06/2017	Jnl		3	79528	National Australia Bank Ltd	4992.00	-	market value at year end revaluation of equities to
30/06/2017	Jnl		3	79530	QBE Insurance Ltd	2801.00	-	market value at year end revaluation of equities to
30/06/2017	Jnl		3	79536	South32 Ltd	1653.00	-	market value at year end revaluation of equities to
30/06/2017	Jnl		3	79537	Seven West Media	(448.00)	-	market value at year end revaluation of equities to
30/06/2017	Jnl		3	79535	Telstra Ltd	(2957.00)	-	market value at year end revaluation of equities to
30/06/2017	Jnl		3	79538	WAM Research	1550.00	-	market value at year end revaluation of equities to
30/06/2017	Jnl		3	79540	Woolworths Ltd	6510.00	-	market value at year end revaluation of equities to
30/06/2017	Jnl		3	20402	Shares in listed companies	(40058.00)	-	market value at year end revaluation of equities to
30/06/2017	Jnl		4	55003	Distribution to Members	58706.29	-	market value at year end revaluation of equities to
30/06/2017	Jnl		4	55102	Allocated earnings	(58706.29)	-	allocation of net earnings to members for the year
30/06/2017	Jnl		5	904	Provision for income tax		-	allocation of net earnings to members for the year
30/06/2017	Jnl		5	55105	Income tax expense on	5909.49	-	tax expense for the year

Client Code: BER6002

Date	Type	Grp	Ref	Account	Description	Amount	Bal2	Narration
30/06/2017	Jnl	5		944	earnings	(1903.74)	-	tax expense for the year
					Provision for			
					deferred tax liability	(4005.75)	-	tax expense for the year
					Debits:			
					Credits:	428742.55		
					Total:	(428742.55)		
					No. Trans:		43	

**BERENTS PROJECT MANAGEMENT SUPERFUND
MEMBERS ACCOUNTS
AS AT 30 JUNE 2017**

MEMBER	DEREK BERENTS		INVESTMENT FLUCTUATION RESERVE	TOTAL
OPENING BALANCE	548,667.32	0.00	-0.00	548,667.32
EMPLOYER CONTRIBUTIONS	0.00	0.00	0.00	0.00
MEMBER CONTRIBUTIONS	100,000.00	0.00	0.00	100,000.00
TAX APPLICABLE TO CONTRIBUTIONS	0.00	0.00	0.00	0.00
SURCHARGE ON CONTRIBUTIONS	0.00	0.00	0.00	0.00
BENEFITS TRANSFERRED IN	0.00	0.00	0.00	0.00
SHARE OF PROFIT	58,706.29	0.00	0.00	58,706.29
TAX APPLICABLE TO PROFIT	1,903.74	0.00	0.00	1,903.74
INSURANCE PREMIUMS PAID	0.00	0.00	0.00	0.00
BENEFITS PAID OUT	-40,000.00	0.00	0.00	-40,000.00
TOTAL MEMBERS ACCOUNT	669,277.35	0.00	-0.00	669,277.35
REPRESENTED BY				
TAX FREE COMPONENT				
CONTRIBUTIONS SEGMENT	100,000.00	0.00	0.00	100,000.00
CRYSTALLISED SEGMENT	0.00	0.00	0.00	0.00
TAXABLE COMPONENT				
TAXED ELEMENT	569,277.35	0.00	0.00	569,277.35
UNTAXED ELEMENT (INSURANCE COMPONE	0.00	0.00	0.00	0.00
TOTAL MEMBERS BENEFIT	669,277.35	0.00	0.00	669,277.35
ELIGIBLE SERVICE PERIOD				
DATE OF BIRTH	08/09/1948			
AGE - 30 JUNE 2017	68			
PERIOD START DATE				
PRE JUNE 1983 DAYS	0			
POST JUNE 1983 DAYS	11,413			
TOTAL SERVICE DAYS - 30/06/17	11,413			
MEMBERS RBL LIMIT - LUMP SUM				
EXCESS BENEFITS	20,331.35			
MEMBERS RBL LIMIT - PENSION				
EXCESS BENEFITS	0.00			

KEY NOTES & FORMULAS

CONTRIBUTIONS SEGMENT		
OPENING BALANCE - 01/07/2016	0.00	0.00
EXTERNAL FUND TRANSFERS	0.00	0.00
MEMBERS CONTRIBUTIONS	100,000.00	0.00
LESS: BENEFITS PAID/ TRANSFERS OUT	0.00	0.00
	100,000.00	0.00
CRYSTALLISED SEGMENT		
UNDEDUCTED CONTRIBUTIONS - PRE 1/7/07	0.00	0.00
PRE JULY 1983 COMPONENT - PRE 1/7/07	0.00	0.00
EXTERNAL FUND TRANSFERS	0.00	0.00
CGT EXEMPT COMPONENT	0.00	0.00
CONCESSIONAL COMPONENT	0.00	0.00
POST JUNE 1994 INVALIDITY COMPONENT	0.00	0.00
LESS: BENEFITS PAID/ TRANSFERS OUT	0.00	0.00
	0.00	0.00
TAXABLE COMPONENT (TAXED ELEMENT)		
MEMBERS ACCOUNT BALANCE - 30/06/17	669,277.35	0.00
LESS: CONTRIBUTIONS SEGMENT	-100,000.00	0.00
LESS: CRYSTALLISED SEGMENT	0.00	0.00
	569,277.35	0.00

NOTES

The following link should be used to verify the calculation of the crystallised segment as at 30 June 2007
<http://calculators.ato.gov.au/scripts/axos/axos.asp?CONTEXT=&KBS=SCC.xr4&go=ok>

**BERENTS PROJECT MANAGEMENT SUPERFUND
MEMBERS ACCOUNTS
AS AT 30 JUNE 2017**

EMPLOYERS CONTRIBUTIONS EMPLOYER NAME	DEREK BERENTS		TOTAL
Jul-14	0.00	0.00	0.00
Aug-14	0.00	0.00	0.00
Sep-14	0.00	0.00	0.00
Oct-14	0.00	0.00	0.00
Nov-14	0.00	0.00	0.00
Dec-14	0.00	0.00	0.00
Jan-15	0.00	0.00	0.00
Feb-15	0.00	0.00	0.00
Mar-15	0.00	0.00	0.00
Apr-15	0.00	0.00	0.00
May-15	0.00	0.00	0.00
Jun-15	0.00	0.00	0.00
TOTAL EMPLOYER CONTRIBUTIONS	0.00	0.00	0.00

**BERENTS PROJECT MANAGEMENT SUPERFUND
MEMBERS ACCOUNTS
AS AT 30 JUNE 2017**

MEMBERS CONTRIBUTIONS	DEREK BERENTS	0 0	TOTAL
S.82AAT CONTRIBUTION (SHARES)	0.00	0.00	0.00
CASH CONTRIBUTIONS	100,000.00	0.00	100,000.00
ATO CO CONTRIBUTIONS	0.00	0.00	0.00
TOTAL MEMBER CONTRIBUTIONS	100,000.00	0.00	100,000.00
REPRESENTED BY:			
NON CONCESSIONAL CONTRIBUTIONS	100,000.00	0.00	100,000.00
CONCESSIONAL CONTRIBUTIONS	0.00	0.00	0.00
TOTAL MEMBER CONTRIBUTIONS	100,000.00	0.00	100,000.00

**BERENTS PROJECT MANAGEMENT SUPERFUND
 BENEFITS TRANSFERRED IN
 AS AT 30 JUNE 2017**

BENEFITS TRANSFERRED IN	DEREK BERENTS	0 0	TOTAL
AMP RETIREMENT FUND		0.00	0.00
COMMONWEALTH PERSONAL SUPER FUND	0.00	0.00	0.00
TOTAL BENEFITS TRANSFERRED IN	0.00	0.00	0.00
REPRESENTED BY:			
CONTRIBUTIONS SEGMENT	0.00	0.00	0.00
CRYSTALLISED SEGMENT	0.00	0.00	0.00
TAXABLE COMPONENT	0.00	0.00	0.00
TOTAL BENEFITS TRANSFERRED IN	0.00	0.00	0.00

**BERENTS PROJECT MANAGEMENT SUPERFUND
MEMBERS ACCOUNTS
AS AT 30 JUNE 2017**

EARNINGS RATE	2017	2016	2015	2014	2013	2012
OPENING BALANCE OF FUND	548,667.32	622,757.56	600,805.32	558,283.49	558,283.49	490,476.01
NET FUND EARNINGS						
EARNINGS FOR YEAR	58,706.29	-32,125.93	19,539.71	42,803.31	68,026.81	-43,427.49
TAX APPLICABLE TO EARNINGS	1,903.74	8,035.69	2,412.53	-281.48	-4,197.58	8,592.79
NET FUND EARNINGS	60,610.03	-24,090.24	21,952.24	42,521.83	63,829.23	-34,834.70
AVERAGE EARNING RATE	11.05%	-3.87%	3.65%	7.62%	11.43%	-7.10%
AVERAGE 5 YEAR RATE	5.98%	2.35%	4.55%	5.00%	0.59%	-3.83%

MANAGED FUND TAX ADJUSTMENTS	IMPUTATION CREDITS	FOREIGN TAX CREDITS	TAX FREE INCOME	TAX DEF INCOME	DISCOUNT CAP GAINS	TFN TAX
B/FWD PREVIOUS YEAR	0.00	0.00	0.00	0.00	0.00	0.00
PER SOL 6	5,909.49	0.00	0.00	0.00	0.00	0.00
ASPEN PARKS	0.00	0.00	0.00	0.00	0.00	0.00
5DI MIS INTERNATIONAL	0.00	0.00	0.00	0.00	0.00	0.00
CHALLENGER	0.00	0.00	0.00	0.00	0.00	0.00
C/FWD END OF YEAR	0.00	0.00	0.00	0.00	0.00	0.00
TOTALS	5,909.49	0.00	0.00	0.00	0.00	0.00

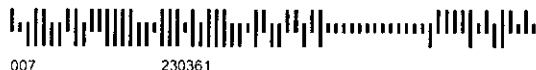


Macquarie Cash Management Account

MACQUARIE BANK LIMITED
ABN 46 008 583 542 AFSL 237502

enquiries 1800 806 310
fax 1800 550 140
www.macquarie.com.au

GPO Box 2520
Sydney, NSW 2001



007 230361
BERENTS PROJECT MANAGEMENT PTY LTD
1/2 HOLBROOK AVE
KIRRIBILLI NSW 2061

1 Shelley Street
Sydney, NSW 2000

account balance **\$190,956.64**
as at 31 Dec 16

account name BERENTS PROJECT MANAGEMENT PTY LTD
ATF BERENTS SUPER BENEFIT FUND
PORTFOLIO ACCOUNT
account no. 960895753

transactions	debits	credits	balance
30.06.16 OPENING BALANCE			188,086.63
05.07.16 NAB INT DIVIDEND DV171/00480686		1,188.00	189,274.63
29.07.16 MACQUARIE CMA INTEREST PAID*		264.27	189,538.90
31.08.16 MACQUARIE CMA INTEREST PAID*		228.62	189,767.52
15.09.16 ALUMINA LIMITED SEP16/00828636		493.35	190,260.87
20.09.16 BHP LTD DIVIDEND AF373/01006747		268.55	190,529.42
22.09.16 C-AGL DIVIDEND 001193133410		288.00	190,817.42
23.09.16 C-TLS FNL DIV 001192517622		357.43	191,174.85
27.09.16 Folkestone Ltd S00012886357		5.60	191,180.45
28.09.16 C-QBE DIVIDEND 16FPA/00827657		426.30	191,606.75
29.09.16 C-CBA FNL DIV 001191428401		2,220.00	193,826.75

how to make a transaction

online
Log in to www.macquarie.com.au/personal

by phone
Call 133 275 to make a phone transaction

transfers from another bank account
Transfer funds from another bank to this account:
BSB 182 512
ACCOUNT NO. 960895753

deposits using BPay
From another bank



Billers code: 667022
Ref: 960 895 753

continued on next



Macquarie Cash Management Account

enquiries 1800 806 310

account name BERENTS PROJECT MANAGEMENT PTY LTD
ATF BERENTS SUPER BENEFIT FUND
PORTFOLIO ACCOUNT
account no. 960895753

	transactions	debits	credits	balance
30.09.16	MACQUARIE CMA INTEREST PAID*		218.62	194,045.37
06.10.16	C-SOUTH32 LIMITED AF001/00972874		19.14	194,064.51
07.10.16	AMP LIMITED 16INT/01241516		506.52	194,571.03
07.10.16	SWM Dividend S00012886357		52.00	194,623.03
07.10.16	WOW DIVIDEND DV171/00932777		462.00	195,085.03
07.10.16	C-SWM Dividend S00097206449		2.00	195,087.03
10.10.16	C-BSL FNL DIV 001194542799		17.01	195,104.04
13.10.16	C-BXB FNL DIV 001194012812		311.75	195,415.79
14.10.16	CTN INTEREST NOV16/00801116		388.46	195,804.25
28.10.16	WAM Research Ltd S00012886357		425.00	196,229.25
31.10.16	MACQUARIE CMA INTEREST PAID*		231.66	196,460.91
30.11.16	MACQUARIE CMA INTEREST PAID*		225.07	196,685.98
30.11.16	C-CHEQUE WITHDRAWAL 000030	7,143.00		189,542.98
13.12.16	NAB FIN DIVIDEND DV172/00478019		1,188.00	190,730.98
30.12.16	MACQUARIE CMA INTEREST PAID*		225.66	190,956.64

continued on next



Macquarie Cash Management Account

enquiries 1800 806 310

account name BERENTS PROJECT MANAGEMENT PTY LTD
ATF BERENTS SUPER BENEFIT FUND
PORTFOLIO ACCOUNT
account no. 960895753

transactions	debits	credits	balance
CLOSING BALANCE AS AT 31 DEC 16	7,143.00	10,013.01	190,956.64

* Interest rate for the period 1 July to 3 August: 1.65% pa (34 days); 4 August to 31 December: 1.40% pa (150 days)

about your account

- The interest rate is variable and may change at any time without prior notice.
- If you need further information about your account or the fees and charges, please read the current Product Information Statement or call the enquiries number at the top right of this statement.

viewing your statements online

- From 1 September 2015 paper statements will incur a fee of \$2.50 per statement. You can elect to switch to free online statements by updating your preference online.

resolving disputes

- If you have a complaint we will try to resolve the matter within 45 business days of receiving it. Macquarie Bank Limited is a member of the Financial Ombudsman Service (FOS) ABN 67 131 124 448, an independent external complaints resolution scheme.
- If you are not satisfied with our resolution, phone FOS on 1300 780 808 (within Australia) or +61 3 9613 7366 and quote our membership number 10019.

changing your personal details

- Please let us know if your personal details change. Log in to our website to change your details online.



MACQUARIE

Macquarie Cash Management Account

MACQUARIE BANK LIMITED
ABN 46 008 583 542 AFSL 237502

enquiries 1800 806 310
fax 1800 550 140
www.macquarie.com.au

GPO Box 2520
Sydney, NSW 2001



BERENTS PROJECT MANAGEMENT PTY LTD
1/2 HOLBROOK AVE
KIRRIBILLI NSW 2061

1 Shelley Street
Sydney, NSW 2000

account balance **\$241,020.92**
as at 30 Jun 17

account name BERENTS PROJECT MANAGEMENT PTY LTD
ATF BERENTS SUPER BENEFIT FUND
PORTFOLIO ACCOUNT
account no. 960895753

	transactions	debits	credits	balance
31.12.16	OPENING BALANCE			190,956.64
12.01.17	IPM P/L distribution		100,000.00	290,956.64
31.01.17	MACQUARIE CMA INTEREST PAID*		303.74	291,260.38
28.02.17	MACQUARIE CMA INTEREST PAID*		312.76	291,573.14
09.03.17	C-CHEQUE WITHDRAWAL 000031	28,571.00		263,002.14
22.03.17	ALUMINA LIMITED MAR17/00827877		516.63	263,518.77
24.03.17	CTN DIVIDEND MAR17/00801116		283.47	263,802.24
27.03.17	C-AGL DIVIDEND 001198906660		328.00	264,130.24
28.03.17	BHP LTD DIVIDEND AI374/01000813		771.07	264,901.31
30.03.17	C-BSL ITM DIV 001200789850		22.68	264,923.99
31.03.17	MACQUARIE CMA INTEREST PAID*		321.98	265,245.97

how to make a transaction

online
Log in to www.macquarie.com.au/personal

by phone
Call 133 275 to make a phone transaction

transfers from another bank account
Transfer funds from another bank to this account:
BSB 182 512
ACCOUNT NO. 960895753

deposits using BPay
From another bank



Bill code: 667022
Ref: 960 895 753

continued on next



Macquarie Cash Management Account

enquiries 1800 806 310

account name BERENTS PROJECT MANAGEMENT PTY LTD
ATF BERENTS SUPER BENEFIT FUND
PORTFOLIO ACCOUNT
account no. 960895753

	transactions	debits	credits	balance
31.03.17	AMP LIMITED 16FIN/01236050		506.52	265,752.49
31.03.17	C-TLS ITM DIV 001199977370		357.43	266,109.92
04.04.17	C-CBA ITM DIV 001198502118		1,990.00	268,099.92
06.04.17	C-SOUTH32 DIVIDEND AI002/00967378		69.09	268,169.01
07.04.17	WOW DIVIDEND DV172/00928906		476.00	268,645.01
13.04.17	SWM Dividend S00012886357		26.00	268,671.01
13.04.17	C-SWM Dividend S00097206449		1.00	268,672.01
13.04.17	C-BXB ITM DIV 001201200160		311.75	268,983.76
13.04.17	C-QBE DIVIDEND FPA17/00826368		669.90	269,653.66
21.04.17	WAM Research Ltd S00012886357		450.00	270,103.66
28.04.17	MACQUARIE CMA INTEREST PAID*		309.61	270,413.27
31.05.17	MACQUARIE CMA INTEREST PAID*		321.51	270,734.78
09.06.17	C-CHEQUE WITHDRAWAL 000032	30,000.00		240,734.78
30.06.17	MACQUARIE CMA INTEREST PAID*		286.14	241,020.92
	CLOSING BALANCE AS AT 30 JUN 17	58,571.00	108,635.28	241,020.92

* Interest rate for the period 1 January to 30 June: 1.40% pa (181 days)

annual interest summary 2016/2017

INTEREST PAID	3,249.64
TOTAL INCOME PAID	3,249.64

continued on next

Dividends Received
For Period 01/07/2016 to 30/06/2017

Date	Dividend Received	Re-Invest	Franked Amount	Unfranked Amount	Imputation Credit	Withholding Tax
SHARES IN LISTED COMPANIES						
22/09/2016	288.00	-	288.00	-	123.43	-
27/03/2017	328.00	-	262.40	-	112.46	-
07/10/2016	506.52	-	455.87	50.65	195.37	-
31/03/2017	506.52	-	455.87	50.65	195.37	-
15/09/2016	493.35	-	493.35	-	211.44	-
22/03/2017	516.63	-	516.63	-	221.41	-
20/09/2016	268.55	-	268.55	-	115.09	-
28/03/2017	771.07	-	771.07	-	330.46	-
10/10/2016	17.01	-	17.01	-	7.29	-
30/03/2017	22.68	-	22.68	-	9.72	-
13/10/2016	311.75	-	77.94	233.81	33.40	-
13/04/2017	311.75	-	77.94	233.81	33.40	-
29/09/2016	2220.00	-	2220.00	-	951.43	-
04/04/2017	1990.00	-	1990.00	-	852.86	-
14/10/2016	388.46	-	194.23	194.23	83.24	-
24/03/2017	283.47	-	141.74	141.73	60.75	-
27/09/2016	5.60	-	5.60	-	2.40	-
05/07/2016	1188.00	-	1188.00	-	509.14	-
13/12/2016	1188.00	-	1188.00	-	509.14	-
28/09/2016	426.30	-	213.15	213.15	91.35	-
13/04/2017	669.90	-	334.95	334.95	143.55	-
06/10/2016	19.14	-	-	19.14	-	-
06/04/2017	69.09	-	-	69.09	-	-
07/10/2016	52.00	-	52.00	-	22.29	-
13/04/2017	26.00	-	26.00	-	11.14	-
23/09/2016	357.43	-	357.43	-	153.18	-
31/03/2017	357.43	-	357.43	-	153.18	-
28/10/2016	425.00	-	425.00	-	182.14	-
21/04/2017	450.00	-	450.00	-	192.86	-
07/10/2016	462.00	-	462.00	-	198.00	-
07/04/2017	476.00	-	476.00	-	204.00	-
	15395.65	-	13788.84	1606.81	5909.49	-
Total	15395.65	-	13788.84	1606.81	5909.49	-

Investments Schedule For Period 01/07/2016 to 30/06/2017																	
	Units	Open	Cost	Units	Additions	Cost	Units	Disposals	Value	Profit (Loss)	Cap. Gain (Loss)	Units	Close	Cost	Quote	Market	Value
SHARES IN LISTED COMPANIES																	
AGL ORDINARY FULLY PAID	800		5272.60	-	-	-	-	-	-	-	-	800	25.500	5272.60	25.500		20400
AMP ORDINARY FULLY PAID	3618		18155.42	-	-	-	-	-	-	-	-	3618	5.190	18155.42	5.190		18777
ALUMINA ORDINARY FULLY PAID	12800		19972.19	-	-	-	-	-	-	-	-	12800	1.920	19972.19	1.920		24576
BHP BLT ORDINARY FULLY PAID	1450		9676.00	-	-	-	-	-	-	-	-	1450	23.280	9676.00	23.280		33756
BLUESCOPE ORD FULLY PAID	567		10577.61	-	-	-	-	-	-	-	-	567	13.210	10577.61	13.210		7490
BRAMB LTD ORDINARY FULLY PAID	2150		9976.82	-	-	-	-	-	-	-	-	2150	9.730	9976.82	9.730		20920
CWLTH BANK ORDINARY FULLY PAID	1000		33130.89	-	-	-	-	-	-	-	-	1000	82.810	33130.89	82.810		82810
CLEAN SEAS ORDINARY FULLY PAID	103200		19192.50	-	-	-	-	-	-	-	-	103200	0.046	19192.50	0.046		4747
CONTANGO ORDINARY FULLY PAID	10499		14177.37	-	-	-	-	-	-	-	-	10499	0.900	14177.37	0.900		9449
CYBG PLC CDI 1:1 FOREIGN																	
EXEMPT LSE	300		0.01	-	-	-	-	-	-	-	-	300	4.710	0.01	4.710		1413
FOLKESTONE ORDINARY FULLY PAID	224		14000.00	-	-	-	-	-	-	-	-	224	1.080	14000.00	1.080		242
INFIGEN ENERGY	3030		5200.28	-	-	-	-	-	-	-	-	3030	0.730	5200.28	0.730		2212
NAT. BANK ORDINARY FULLY PAID	1200		22143.79	-	-	-	-	-	-	-	-	1200	29.590	22143.79	29.590		35508
QBE INSUR. ORD FULLY PAID	2030		18087.87	-	-	-	-	-	-	-	-	2030	11.810	18087.87	11.810		23974
SOUTH32 ORDINARY FULLY PAID	1450		-	-	-	-	-	-	-	-	-	1450	2.680	-	2.680		3886
SEVENWEST ORDINARY FULLY PAID	1300		7670.00	-	-	-	-	-	-	-	-	1300	0.715	7670.00	0.715		930
TELSTRA ORDINARY FULLY PAID	2306		10297.68	-	-	-	-	-	-	-	-	2306	4.300	10297.68	4.300		9916
WAM RESEAR ORDINARY FULLY PAID	10000		9950.92	-	-	-	-	-	-	-	-	10000	1.505	9950.92	1.505		15050
WOOLWORTHS ORDINARY FULLY PAID	1400		7663.63	-	-	-	-	-	-	-	-	1400	25.540	7663.63	25.540		35756
			235145.58											235145.58			351812
UNITS IN UNIT TRUSTS																	
STAPLED SECURITIES																	
ASX CODES																	
																	\$351812
																	\$351812
																	\$351812

Total

From First to Last by Investment
Audit Check Report

Investment & entry/error details....

AAN	OK	ALINTA LTD ORDINARY FULLY PAID	
AEJ	OK	REDBNK ENE ORDINARY FULLY PAID	
AGK	OK	AGL ENERGY ORDINARY FULLY PAID	
AGL	OK	AGL ORDINARY FULLY PAID	
AMP	OK	AMP ORDINARY FULLY PAID	
APA	OK	APA GROUP UNITS FULLY PAID STAPLED SECURITIES	
AWC	OK	ALUMINA ORDINARY FULLY PAID	
15/09/2016		Dividend 493.35	Calculated dividend on 12800 is \$492.800
22/03/2017		Dividend 516.63	Calculated dividend on 12800 is \$517.120
BBI	OK	B&B INFR STAPLED SECURITIES FULLY PAID	<i>Issued</i>
BBP	OK	B&B POWER ORD/UNITS FULLY PAID STAPLED SECURITIES	
BEPPA	OK	BBI EPS EXCHANGEABLE PREFERENCE	
BHP	OK	BHP BLT ORDINARY FULLY PAID	
20/09/2016		Dividend 268.55	Calculated dividend on 1450 is \$268.540
28/03/2017		Dividend 771.07	Calculated dividend on 1450 is \$771.110
BSL	OK	BLUESCOPE ORD FULLY PAID	<i>Issued</i>
BXB	OK	BRAMB LTD ORDINARY FULLY PAID	
CBA	OK	CWLTH BANK ORDINARY FULLY PAID	
CIF	OK	CHALL INFR STAPLED UNITS FULLY PAID	
CIFCA	OK	CHALL INFR CLASS A STAPLED UNITS PART.PD TO \$1.75 \$1.75 UN	
CSS	OK	CLEAN SEAS ORDINARY FULLY PAID	
CTN	OK	CONTANGO ORDINARY FULLY PAID	
14/10/2016		Dividend 388.46	Calculated dividend on 10499 is \$388.463
24/03/2017		Dividend 283.47	Calculated dividend on 10499 is \$283.473
CTNO	OK	CONTANGO OPTION EXPIRING 28-FEB-2014	<i>Issued</i>
CYB	OK	CYBG PLC CDI 1:1 FOREIGN EXEMPT LSE	
DVC	OK	DCA GROUP ORDINARY FULLY PAID	
FLK	OK	FOLKESTONE ORDINARY FULLY PAID	
HGG	OK	HENDERSON CHESS DEPOSITARY INTERESTS	

From First to Last by Investment
Audit Check Report

Investment & entry/error details....

IFN	05/04/2017	INFIGEN ENERGY	
MPG		Rights missing 10 for 46 at \$89/share	
NAB		MACQ PRIV STAPLED SECURITIES	
NSC		NAT. BANK ORDINARY FULLY PAID	
QBE		NAO SMLCAP ORDINARY FULLY PAID	
REC		QBE INSUR. ORD FULLY PAID	
SCP		RECALL HLD ORDINARY FULLY PAID	
SGY		SOUTH32 ORDINARY FULLY PAID	
SWM		Dividend 69.09 Calculated dividend on 1450 is \$69.020	
SWN		SHOPCENNAUS UNITS FULLY PAID STAPLED SECURITIES	
TLS		SOLIMARENE ORDINARY FULLY PAID	
TWR		SEVENWEST ORDINARY FULLY PAID	
WAM		SILVERSWAN ORDINARY FULLY PAID	
WAN		TELSTRA ORDINARY FULLY PAID	
WAX		TOWER ORDINARY FULLY PAID	
WAXO		WAMCAPITAL ORDINARY FULLY PAID	
WIL		WA NEWS ORDINARY FULLY PAID	
WILOA		WAM RESEAR ORDINARY FULLY PAID	
WOW		WAM RESEAR OPTION EXPIRING 17-JUN-2015	
WOWHA		WIL INV FD ORDINARY FULLY PAID	
		WIL INV FD OPTIONS EXPIRING 17-JUN-2006	
		WOOLWORTHS ORDINARY FULLY PAID	
		WOOLWORTHS UNSEC. FLOAT. RATE SUB.PERP.(WOW INC. SECURITIE	

Not taken up.

Investing

Sydney | Head Office
L15, 80 Castlereagh St
Sydney NSW 2000
Tel: +61 2 9238 1238
Fax: +61 2 9232 1296
Toll Free: 1800 636 625

Melbourne
L20, 90 Collins St
Melbourne VIC 3000
Tel: +61 3 9268 1000
Fax: +61 3 9650 2277
Toll Free: 1800 150 009

Brisbane
L28, 111 Eagle St
Brisbane QLD 4000
Tel: +61 7 3036 2500
Fax: +61 7 3036 2599
Toll Free: 1800 463 972

Adelaide
L23, 91 King William Street
Adelaide SA 5000
Tel: +61 8 7109 6000
Fax: +61 2 9232 1298
Toll Free: 1800 636 625

Canberra
L7, 54 Marcus Clarke Street
Canberra ACT 2600
Tel: +61 2 6113 5300
Fax: +61 2 6113 5399
Toll Free: 1800 636 625

Perth
L14, 197 St Georges Tce
Perth WA 6000
Tel: +61 8 6188 7643
Fax: +61 8 6188 7607
Toll Free: 1800 636 625

BERENTS PROJECT MANAGEMENT PTY LTD
<BERENTS SUPER BENEFIT A/C>
UNIT 1
2 HOLBROOK AVENUE
KIRIBILLI NSW 2061

PORTFOLIO VALUATION

Branch: 01 - SYDNEY

Adviser: RIM - ROBERT MCINNES

Account No: S6056169

30 June 2017

SECURITIES CODE	DESCRIPTION	UNITS PURCHASE PRICE	BOOK VALUE	MARKET PRICE	MARKET VALUE	PORTFOLIO EARNING (%) RATE (c)	P/E RATIO	DIV RATE (%)	DIV YIELD (%)	ANNUAL INCOME (\$)
AUD										
AGL	AGL ENERGY LIMITED.	800	5,505.64	25.5000	20,400.00	5.80	47.05	77.00	3.02	616
AMP	AMP LIMITED	3,618	18,155.42	5.1900	18,777.42	5.34	0.00	28.00	5.39	1,013
AWC	ALUMINA LIMITED	12,800	19,972.19	1.9200	24,576.00	6.99	0.00	7.89	4.11	1,010
BHP	BHP BILLITON LIMITED	1,450	9,810.85	23.2800	33,756.00	9.59	34.55	71.70	3.08	1,040
BSL	BLUESCOPE STEEL LIMITED	567	10,183.23	13.2100	7,490.07	2.13	14.75	7.00	0.53	40
BXB	BRAMBLES LIMITED	2,150	9,064.40	9.7300	20,919.50	5.95	25.86	29.00	2.98	624
CBA	COMMONWEALTH BANK OF AUSTRALIA.	1,000	33,133.46	82.8100	82,810.00	23.54	14.94	421.00	5.08	4,210
CSS	CLEAN SEAS SEAFOOD LIMITED	103,200	19,192.50	0.0460	4,747.20	1.35	0.00	0.00	0.00	0
CTN	CONTANGO MICROCAP LIMITED	10,499	14,177.37	0.9000	9,449.10	2.69	14.06	0.00	7.33	0
CYB	CYBG PLC	300	1,098.90	4.7100	1,413.00	0.40	0.00	0.00	0.37	0
FLK	FOLKESTONE LIMITED	224	0.0000	1.0800	241.92	0.07	3.90	2.50	2.31	6
IFN	INFIGEN ENERGY	3,030	5,001.71	0.7300	2,211.90	0.63	3.74	0.00	0.00	0
NAB	NATIONAL AUSTRALIA BANK LIMITED	1,200	19,208.29	29.5900	35,508.00	10.09	17.12	198.00	6.69	2,376
QBE	QBE INSURANCE GROUP LIMITED	2,030	18,087.87	11.8100	23,974.30	6.81	13.87	54.00	4.57	1,096
S32	SOUTH32 LIMITED	1,450	0.4604	2.6800	3,886.00	1.10	20.40	6.08	2.27	88

Sydney | Head Office
L15, 80 Castlereagh St
Sydney NSW 2000
Tel: +61 2 9238 1238
Fax: +61 2 9232 1296
Toll Free: 1800 636 625

Melbourne
L20, 90 Collins St
Melbourne VIC 3000
Tel: +61 3 9268 1000
Fax: +61 3 9650 2277
Toll Free: 1800 150 009

Brisbane
L28, 111 Eagle St
Brisbane QLD 4000
Tel: +61 7 3036 2500
Fax: +61 7 3036 2599
Toll Free: 1800 463 972

Adelaide
L23, 91 King William Street
Adelaide SA 5000
Tel: +61 8 7109 6000
Fax: +61 2 9232 1296
Toll Free: 1800 636 625


Canberra
L7, 54 Marcus Clarke Street
Canberra ACT 2600
Tel: +61 2 6113 5300
Fax: +61 2 6113 5399
Toll Free: 1800 636 625

Perth
L14, 197 St Georges Tce
Perth WA 8000
Tel: +61 8 6188 7643
Fax: +61 8 6188 7607
Toll Free: 1800 636 625

SECURITIES CODE	DESCRIPTION	UNITS PURCHASE PRICE	BOOK VALUE	MARKET PRICE	MARKET VALUE	PORTFOLIO EARNING (%) RATE (C)	P/E RATIO	DIV RATE	DIV YIELD(%)	ANNUAL INCOME (\$)
AUD			219,481.41		351,811.71	100.00			4.19	14,724
SWM	SEVEN WEST MEDIA LIMITED	1,300	7,967.13	0.7150	929.50	0.26	17.88	6.00	8.39	78
TLS	TELSTRA CORPORATION LIMITED	2,306	10,639.35	4.3000	9,915.80	2.82	9.56	31.00	7.21	715
WAX	WAM RESEARCH LIMITED	10,000	9,950.92	1.5050	15,050.00	4.28	11.67	8.75	5.81	875
WOW	WOOLWORTHS GROUP LIMITED	1,400	7,664.61	25.5400	35,756.00	10.16	71.06	67.00	2.62	938
	AUD Total									

PORTFOLIO TOTAL: 351,811.71 100.00

Update your information:

 **Online:**
www.investorcentre.com/au/contact

 **By Mail:**
Computershare Investor Services Pty Limited
GPO Box 2975 Melbourne
Victoria 3001 Australia

Enquiries:

(within Australia) 1300 723 487
(international) 61 3 9415 4840

Holder Identification Number (HIN)

X 0031810957

ASX Code	QBE
TFN/ABN Status	Quoted
Record Date	10 March 2017
Payment Date	13 April 2017
Direct Credit Reference No.	826368

003669 007 QBE



BERENTS PROJECT MANAGEMENT
PTY LTD
<BERENTS SUPER BENEFIT A/C>
UNIT 1
2 HOLBROOK AVENUE
KIRRIBILLI NSW 2061

2016 Final Dividend — Payment Statement

Dear QBE Shareholder,

This payment represents a final dividend of 33 cents per share for the year ended 31 December 2016. This dividend is paid on the shares registered in your name and entitled to participate as at the record date of **10 March 2017**. This payment is 50% franked at the corporate tax rate of 30%. The whole of the unfranked amount of this dividend has been declared to be conduit foreign income.

To update your TFN, bank account and other details online, please register at www.investorcentre.com

Class description	Dividend per share	Participating shares	Franked amount \$	Unfranked amount \$	Franking credit \$	Dividend payment \$
Fully Paid Ordinary	33 cents	2,030	334.95	334.95	143.55	669.90
Net Payment						\$669.90

Payment instruction — Direct Credit

Macquarie Bank Ltd
BSB: 184-446
Account number: 120673876

Amount Deposited

\$669.90

Note: Australian tax law requires us to provide your payment details to the Australian Tax Office. You should keep this statement to assist in preparing your tax return.



007 002163

BERENTS PROJECT MANAGEMENT
PTY LTD
<BERENTS SUPER BENEFIT A/C>
UNIT 1
2 HOLBROOK AVENUE
KIRRIBILLI NSW 2061

Dividend Statement

Payment date: 13 April 2017
Record date: 9 March 2017
Reference no.: X00031810957

TFN/ABN RECEIVED AND RECORDED

Dear Shareholder,

The details below relate to the interim dividend for the half year ended 31 December 2016 payable on shares that are entitled to participate in the dividend at the record date.

This dividend is 25% franked at the company tax rate of 30%. Please note that the unfranked portion of the dividend is conduit foreign income and is therefore free from Australian dividend withholding tax when paid to non-Australian resident shareholders.

Description	Dividend rate per share	Participating holding	Unfranked amount \$	Franked amount \$	Total amount \$	Franking credit \$
Interim Dividend	14.5 cents	2,150	\$233.81	\$77.94	\$311.75	\$33.40
Dividend amount:					\$311.75	

DIVIDEND REMITTED TO:

MACQUARIE BANK
1 SHELLEY STREET
SYDNEY NSW 2000
BERENTS PROJECT MANAGEMENT
BSB: 182-222 ACC: *****3876
DIRECT CREDIT REFERENCE NO.: 001201200160

For your convenience, you can update your details by visiting the Link Market Services Limited website (www.linkmarketservices.com.au). Please see overleaf for online login instructions.

Note: You should retain this statement to assist in preparing your tax return as a charge may be levied for replacement. All investors should seek independent advice relevant to their own particular circumstances. The total amount together with the franking credit should be disclosed as assessable income in your tax return.



007_60390-1_000057

 BERENTS PROJECT MANAGEMENT
 PTY LTD
 <BERENTS SUPER BENEFIT A/C>
 UNIT 1
 2 HOLBROOK AVENUE
 KIRRIBILLI NSW 2061

Reference Number:	S00012886357
TFN/ABN Status:	Quoted
Subregister:	CHESS
Record Date:	20-03-2017
Payment Date:	13-04-2017

2017 Interim Dividend

Dear Shareholder

Seven West Media Limited has paid an interim dividend for the half-year ended 24 December 2016 of 2 cents per ordinary share. This dividend was paid on the number of shares registered in your name and entitled to participate as at the record date 20 March 2017. This payment is 100% franked at the corporate tax rate of 30%.

Security Class: Fully Paid Ordinary Shares

ASX Code: SWM

Number of Shares held at Record Date	Dividend Amount per Share	Franked Amount	Unfranked Amount	Gross Dividend Payment	Net Dividend Payment	Franking Credit
1,300	2 cents	\$26.00	Nil	\$26.00	\$26.00	\$11.14

To update your TFN, bank account and other details please visit www.investorserve.com.au (for Shareholders) or www.employeeserve.com.au/sevenwest (for Employees). Alternatively, please contact Boardroom Pty Limited on 1800 000 639 (or +61 2 9290 9600 if outside Australia) or email enquiries@boardroomlimited.com.au.

Direct Credit Payment Confirmation

Your total net dividend payment has been paid in accordance with your instructions as shown below:

Bank Name:	Macquarie Bank Limited
BSB:	182-512
Account Number:	960895753

Amount Deposited
AUD\$26.00

Please check the above details are correct and that payment has been credited to your account.

Update Your Details:



Online:
www.investorcentre.com/au/contact

Enquiries:



By Phone:
 (within Australia) 1300 556 050
 (outside Australia) +61 3 9415 4027



By Mail:
 Computershare Investor Services Pty Limited
 GPO Box 2975 Melbourne
 Victoria 3001 Australia

002060 007 AWC



BERENTS PROJECT MANAGEMENT
 PTY LTD
 <BERENTS SUPER BENEFIT A/C>
 UNIT 1
 2 HOLBROOK AVENUE
 KIRRIBILLI NSW 2061

Holder Identification Number (HIN)

X 0031810957

ASX Code	AWC
TFN/ABN Status	Quoted
Record Date	2 March 2017
Payment Date	22 March 2017
Direct Credit Reference No.	827877

Notification of 2016 Final Dividend - Paid 22 March 2017

Dear Shareholder,

We have pleasure in advising the payment of the 2016 Final Dividend at the rate of 3.1 US cents (equivalent to 4.0362 Australian cents) per share has been forwarded for direct credit to the account detailed below. The dividend is paid on the number of shares registered in your name and entitled to participate as at the Record Date of 2 March 2017.

All amounts are in Australian dollars.

For income tax purposes this dividend is 100% franked at the rate of 30%.

Stephen Foster
 Company Secretary

Class Description	Number of Shares	Dividend per Share	Unfranked Amount	Franked Amount	Franking Credit
Ordinary Shares	12,800	4.0362 cents	A\$0.00	A\$516.63	A\$221.41
				Net Payment	A\$516.63

Note: You should retain this statement to assist you in preparing your tax return.

Your Payment Instruction

MACQUARIE BANK LTD
 BSB: 182-512 Account number: 960895753

Amount Deposited

A\$516.63

If payment cannot be made to the above instruction, a cheque will be forwarded to your registered address.



Energy in
action.®

AGL Energy Limited

ABN 74 115 061 375

All Registry communications to:

Link Market Services Limited

Locked Bag A14

Sydney South NSW 1235 Australia

Telephone (free call within Australia): +61 1800 824 513

Facsimile: +61 2 9287 0303

ASX Code: AGL

Email: agienergy@linkmarketservices.com.au

Website: www.agl.com.au



007 003785

BERENTS PROJECT MANAGEMENT
PTY LTD
<BERENTS SUPER BENEFIT A/C>
UNIT 1
2 HOLBROOK AVENUE
KIRRIBILLI NSW 2061

Dividend Advice

Payment Date: 27 March 2017
Record Date: 24 February 2017
Reference No: X00031810957

TFN/ABN RECEIVED AND RECORDED

Dear Shareholder,

The details below relate to the 2017 interim dividend payment for the half year ended 31 December 2016 payable on shares entitled to participate in the dividend at the record date.

The dividend is 80% franked at the company tax rate of 30%. Please note that 100% of the unfranked portion of the dividend is declared to be conduit foreign income and is therefore free from Australian dividend withholding tax when paid to non-resident shareholders.

Description	Dividend rate per share	Number of shares	Unfranked amount	Franked amount	Total amount	Franking Credit
Fully Paid Ordinary Shares	41 Cents	800	\$65.60	\$262.40	\$328.00	\$112.46
Net Amount:					\$328.00	

DIVIDEND REMITTED TO:

MACQUARIE BANK
12 CREEK STREET
BRISBANE QLD 4000

Account Name: BERENTS PROJECT MANAGEMENT
BSB: 184-446 Account No.: *****3876
Direct Credit Reference No.: 001198906660

This statement represents the amount paid to your nominated account in respect of the above mentioned securities.

Did you know: Dividend advices can be sent to you via email. You can update your communication preferences by visiting the Link Market Services website at www.linkmarketservices.com.au.

Please see overleaf for online login instructions.

This statement contains essential information to assist you in preparing your Income Tax Return. Please retain this statement for taxation purposes as a charge may be levied for replacement.



BHP Billiton Limited
 ABN 49 004 028 077 Registered in Australia
 Registered office: The BHP Billiton Centre
 18th Floor, 171 Collins Street
 Melbourne Victoria 3000 Australia
 A member of the BHP Billiton Group
 which is headquartered in Australia.
 www.bhpbilliton.com

Update Your Details:



Online:
www.computershare.com.au/investor

Enquiries:



By Phone:
 (within Australia) 1300 656 780
 (outside Australia) +61 3 9415 4020



By Mail:
 Computershare Investor Services Pty Limited
 GPO Box 2975 Melbourne
 Victoria 3001 Australia

017960 007 BHP



BERENTS PROJECT MANAGEMENT
 PTY LTD
 <BERENTS SUPER BENEFIT A/C>
 UNIT 1
 2 HOLBROOK AVENUE
 KIRRIBILLI NSW 2061

Holder Identification Number (HIN)

X 0031810957

ASX Code	BHP
TFN/ABN Status	Quoted
Record Date	10 March 2017
Payment Date	28 March 2017
Direct Credit Reference No.	1000813

374th Dividend Payment - Dividend Statement & Direct Credit Advice

Dear Shareholder

The statement below represents your interim dividend for the year ending 30 June 2017. This dividend is paid at the rate of 40 US cents (equivalent to 53.177346 Australian cents) per share on your holding of fully paid ordinary shares, registered in your name and entitled to participate as at the record date 10 March 2017. All amounts are in Australian dollars, except where indicated.

This dividend is fully franked (100%) at the tax rate of 30%.

Margaret Taylor
 GROUP COMPANY SECRETARY

Class Description	Amount per Security	Number of Securities	Franked Amount	Unfranked Amount	Gross Payment
Ordinary Shares	A53.177346 cents	1,450	A\$771.07	A\$0.00	A\$771.07
Net Payment					A\$771.07
Australian Franking Credit					A\$330.46

Note: You should retain this statement to assist you in preparing your tax return.

Your Payment Instruction

MACQUARIE BANK LTD
 BSB: 182-512
 Account Number: 960895753

Amount Deposited

A\$771.07

If payment cannot be made to the above instruction, you will be issued with a cheque in the same currency as the Amount Deposited.



To start receiving your statements online simply visit www.computershare.com.au/easyupdate/bhp



007 020404

BERENTS PROJECT MANAGEMENT
PTY LTD
<BERENTS SUPER BENEFIT A/C>
UNIT 1
2 HOLBROOK AVENUE
KIRRIBILLI NSW 2061**Dividend Statement**Payment date: 04 April 2017
Record date: 23 February 2017
Reference number: X00031810957

TFN/ABN RECEIVED AND RECORDED

Dear Shareholder,

The details below relate to the interim dividend for the half year ended 31 December 2016 payable on ordinary shares entitled to participate in the dividend at the record date.

This dividend is 100% franked at the company tax rate of 30%.

Description	Dividend rate per share	Participating holding	Unfranked amount \$	Franked amount \$	Total amount \$	Franking credit \$	Withholding tax \$
Ordinary Shares	199 cents	1,000	\$0.00	\$1,990.00	\$1,990.00	\$852.86	\$0.00
Dividend amount:					\$1,990.00		
*New Zealand Imputation Credit:					NZ\$90.00		

*Only relevant for New Zealand Resident Taxpayers

DIVIDEND REMITTED TO:MACQUARIE BANK
1 SHELLEY STREET
SYDNEY NSW 2000
BSB: 182-222 ACC: *****3876
Account Name: BERENTS PROJECT MGT P L
Direct Credit Reference No.: 001198502118

For your convenience, you can update your details by visiting the Link Market Services Limited website. Please see overleaf for online login instructions.

In order to be effective for a particular payment, any changes to shareholder instructions should be received and recorded by Link Market Services Limited on or before the record date for that payment.

Note: You should retain this statement to assist in preparing your tax return. All investors should seek independent advice relevant to their own particular circumstances.



South32 Limited
ABN 64 093 732 587

013077 007 S32



BERENTS PROJECT MANAGEMENT
PTY LTD
<BERENTS SUPER BENEFIT A/C>
UNIT 1
2 HOLBROOK AVENUE
KIRRIBILLI NSW 2061

Update your information:

Online:
www.computershare.com.au/investor

By Mail:
Computershare Investor Services Pty Ltd
GPO Box 2975 Melbourne
Victoria 3001 Australia

Enquiries:

(within Australia) 1800 019 953
(international) +61 3 9415 4169

Holder Identification Number (HIN)

X0031810957

ASX Code S32
TFN/ABN Status Quoted
Record Date 10 March 2017
Payment Date 6 April 2017
Direct Credit Reference No. 967378

2017 Interim Dividend

The dividend statement and direct credit advice below represents your interim dividend for the year ending 30 June 2017. This dividend is paid at the rate of 3.6 US cents (equivalent to 4.764833 Australian cents) per share on your holding of fully paid ordinary shares registered in your name and entitled to participate as at the record date of 10 March 2017. All amounts are in Australian dollars, except where indicated.

This dividend is unfranked. Non-resident withholding tax is not payable on the unfranked portion of this dividend as it consists entirely of Conduit Foreign Income. Shareholders should obtain their own professional advice on the taxation implications of the dividend paid.

If you would like to provide your TFN/ABN/Exemptions, view any outstanding payments, change payment options or view your shareholding, please visit www.computershare.com.au/investor.

Class Description	Amount per Security	Number of Securities	Franked Amount	Unfranked Amount	Gross Payment
Ordinary Shares	4.764833 cents	1,450	\$0.00	\$69.09	\$69.09
			Net Payment		\$69.09
			Franking Credit		\$0.00

Note: You should retain this statement to assist you in preparing your tax return.

Your Payment Instruction

MACQUARIE BANK LTD
BSB: 182-222 Account number: 120673876

Amount Deposited

A\$69.09

If payment cannot be made to the above account, the dividend amount will be withheld pending receipt of your valid direct credit instructions.

South32 will be paying all dividend payments by direct credit only to Australian, New Zealand, United Kingdom and United States bank or financial institution accounts. Please ensure your bank details are kept up to date via the Computershare Investor Centre at www.computershare.com.au/investor

To start receiving your statements online simply visit www.computershare.com.au/investor



Online:
www.investorcentre.com



By Mail:
Computershare Investor Services Pty Limited
GPO Box 2975
Melbourne Victoria 3001 Australia



By Phone:
1300 368 664 (within Australia)
+61 3 9415 4055 (outside Australia)

011630 007 WOW



BERENTS PROJECT MANAGEMENT
PTY LTD
<BERENTS SUPER BENEFIT A/C>
UNIT 1
2 HOLBROOK AVENUE
KIRRIBILLI NSW 2061

Holder Identification Number (HIN)

X0031810957

2017 Interim Dividend

This statement represents your interim dividend for the period ended 1 January 2017. The dividend has been paid at the rate of 34 cents per share on your holding of fully paid ordinary shares as at the record date of 3 March 2017. For income tax purposes this dividend is 100% franked.

Record Date: 3 March 2017

Payment Date: 7 April 2017

TFN/ABN Status: Quoted

ASX Code: WOW

This advice contains information to assist you in preparing your Tax Return. Please retain it in a safe place as a charge may be levied for a replacement.

CLASS DESCRIPTION	AMOUNT PER SECURITY	NUMBER OF SECURITIES	FRANKED AMOUNT	UNFRANKED AMOUNT	GROSS PAYMENT
Ordinary Shares	34 cents	1,400	A\$476.00	A\$0.00	A\$476.00
				Net Payment	A\$476.00
				Franking Credit	A\$204.00

Your Payment Instruction:

MACQUARIE BANK LTD

BSB: 182-512

Account number: *****53

Payment Reference: 928906

Amount Paid:

A\$476.00


Learn more about
Woolworths Group at

www.woolworthsgroup.com.au

Please consider receiving online shareholder communications.

Shareholders who receive our online communications enjoy the benefits of quick and convenient communications including notifications of company results announcements and special offers. By signing up for online communications, you also help reduce the significant costs of paper and postage.

By providing your email address you are electing to receive all your shareholder communications from Woolworths by email, including annual reports, notices of meeting, dividend statements, and other company-related information.



Go online to
www.investorcentre.com/comms/wow

Follow the prompts and enter your
SRN/HIN and postcode.

Enter your email address.

Accept terms and conditions and submit.

You can change your communication elections anytime by logging onto www.investorcentre.com/ecomms or by contacting our share registry provider, Computershare Investor Services Pty Limited (Computershare) on 1300 368 664 (within Australia) or 61 3 9415 4055 (outside Australia), during business hours.



BlueScope Steel Limited
 ABN 16 000 011 058

All Registry communications to:
 BlueScope Steel Limited
 C/- Link Market Services Limited
 Locked Bag A14 Sydney South NSW 1235 Australia
 Telephone : +61 2 1300 855 998
 ASX Code: BSL
 Email: bluescopesteel@linkmarketservices.com.au
 Website: www.linkmarketservices.com.au



703715/003471 007
 BERENTS PROJECT MANAGEMENT
 PTY LTD
 <BERENTS SUPER BENEFIT A/C>
 UNIT 1
 2 HOLBROOK AVENUE

Dividend Statement

Payment Date: 30 March 2017
Record Date: 3 March 2017
Reference No.: X00031810957
TFN/ABN: Quoted

Dear Investor,

The details below relate to an interim dividend of 4 cents per share for the period ended 31 December 2016 payable on ordinary shares entitled to participate in the dividend at the record date.

This dividend is 100% franked at the company tax rate of 30%.

Description	Dividend rate per share	Participating holding	Unfranked amount	Franked amount	Total amount	Franking credit
Ordinary Shares	4 cents	567	\$0.00	\$22.68	\$22.68	\$9.72
Net Amount:					\$22.68	
*New Zealand Imputation Credit (NZIC):						NZ\$9.46

BANKING INSTRUCTION:

MACQUARIE BANK
 ACCOUNT NAME: BERENTS PROJECT MANAGE P/L
 BSB: 182-222 ACCOUNT: *****3876
 DIRECT CREDIT REFERENCE NO: 1200789850

Currency Options: Future dividends can be paid in AUD, CHF, EUR, GBP, HKD, NZD, SGD or USD into a bank account held in the country of the nominated currency.

You can update your banking instructions and other details by visiting the Link Market Services website at www.linkmarketservices.com.au

*Only relevant for New Zealand Resident Taxpayers

Dividend Reinvestment Plan: The BlueScope Steel Limited Dividend Reinvestment Plan (DRP) has been suspended for this dividend.

Australian Taxation Statement: The total amount together with the franking credit should be disclosed as assessable income in your tax return. Please retain this statement for taxation purposes as a charge may be levied for replacement.

Change of address: Issuer sponsored investors, please advise promptly in writing any change in your address. Broker sponsored investors, (ie.your reference number begins with "X") you must advise your change of address to your broker.

All correspondence to:

BoardRoom
Smart Business Solutions

Boardroom Pty Limited
ABN 14 003 209 836
GPO Box 3993
Sydney NSW 2001

Tel: 1300 737 760 (within Australia)
Tel: +61 2 9290 9600 (outside Australia)
Fax: +61 2 9279 0664
www.boardroomlimited.com.au
enquiries@boardroomlimited.com.au



007 322

BERENTS PROJECT MANAGEMENT
PTY LTD
<BERENTS SUPER BENEFIT A/C>
UNIT 1
2 HOLBROOK AVENUE
KIRRIBILLI NSW 2061

Reference Number: S00012886357
TFN/ABN Status: Quoted
Subregister: CHES
Record Date: 07-04-2017
Payment Date: 21-04-2017

Dividend Statement

Payment Description: Interim Dividend for period ended 31 December 2016

Security Class: Fully Paid Ordinary Shares

ASX Code: WAX

Number of shares held at Record Date	Dividend Rate per share	Gross Dividend	Withholding Tax ¹	Net Dividend Credited	Franked Amount ²	Unfranked Amount	Franking Credit ³
10,000	4.5 cents	\$450.00	Nil	\$450.00	\$450.00	Nil	\$192.86

1. This withholding tax applies to you if the dividend amount is partially or totally unfranked and you are a:
 - a) resident of Australia and your TFN or ABN has not been recorded by the share registry. TFN withholding tax is deducted from the gross unfranked portion of the dividend at the highest marginal tax rate applying to personal income; or
 - b) non-resident of Australia. Non-resident withholding tax (30%) is deducted from the gross unfranked portion of the dividend unless you are a resident of a country which has entered into a Double Taxation Agreement with Australia. In that case a lower rate (generally 15%) may apply.
2. This dividend is 100% franked.
3. The franking credit has been calculated at the rate of 30%.

Direct Credit Instruction

The total net payment has been paid in accordance with your instructions as shown below:

Bank Domicile:	AUS	Receipt Currency:	AUD
Bank Account Type:	Domestic	Amount Deposited:	450.00
Bank Code:	182-512		
Account Number:	960895753		
Exchange Rate:	N/A		



013656 007 AMP



BERENTS PROJECT MANAGEMENT PTY LTD <BERENTS SUPER BENEFIT A/C> UNIT 1 2 HOLBROOK AVENUE KIRRIBILLI NSW 2061

Contact details

Australia 1300 654 442
New Zealand 0800 448 062
Other countries +613 9415 4051

ampservices@computershare.com.au
amp.com.au/shares

AMP share registry
GPO Box 2980
Melbourne VIC 3001
Australia

Your shareholding

SHARE CLASS: Ordinary shares
HOLDER NUMBER: x0031810957

TFN OR ABN: You have provided a TFN or ABN

RECORD DATE: 23 February 2017
PAYMENT DATE: 31 March 2017

You must keep this document for your tax records.

2016 final dividend notice

Table with 8 columns: DIVIDEND RATE (14 cents), SHARES HELD (3,618), GROSS DIVIDEND (A\$506.52), AUSTRALIAN TAX DEDUCTED (A\$0.00), DIVIDEND PAID (A\$506.52)

Details

Table with 4 columns: FRANKING RATE (30%), FRANKED AMOUNT (A\$455.87), UNFRANKED AMOUNT (A\$50.65), FRANKING CREDIT (A\$195.37)

This dividend has been franked in Australia at a rate of 90% and the company tax rate used to determine the franking credit is 30%.

The next AMP dividend will be paid on 29 September 2017. For your dividend payment to be processed correctly, any changes to your shareholding must be recorded on the share register by 24 August 2017.

Your AMP shares are managed separately to your AMP products. When changing your details, please ensure you update your details for both your products and your shares.

We notified your dividend via

MACQUARIE BANK LTD
BSB: 182-512
ACC: 960895753



Dividend Statement

Final Dividend for the year ended 30 September 2016

020329
 007
 NAB
 BERENTS PROJECT MANAGEMENT
 PTY LTD
 <BERENTS SUPER BENEFIT A/C>
 UNIT 1
 2 HOLBROOK AVENUE
 KIRRIBILLI NSW 2061

Need assistance?

Web
www.nabgroup.com/shareholder
 Phone
 (in Australia) 1300 367 647
 (outside Australia) +61 3 9415 4299
 Fax +61 3 9473 2500
 Mail Computershare Investor Services
 GPO Box 2333
 Melbourne Victoria
 Australia 3001

Holder Identification Number (HIN)

X0031810957

Summary of Key Information

Payment Date 13 December 2016
 Record Date 7 November 2016
 TFN/ABN Status Quoted
 ASX Code NAB
 Direct Credit Reference No. 478019

2016 Final Dividend Payment

The dividend is 100% franked at the Australian Corporate Tax Rate of 30%.

Ordinary Shares	Dividend Rate per Share	Unfranked Amount	Franked Amount	Franking Credit
1,200	99 cents	\$0.00	\$1,188.00	\$509.14

Dividend Summary

Dividend Rate per Share x No. of Shares
 = Dividend Amount
 Ordinary fully paid shares
 99 cents x 1,200 shares = \$1,188.00

Direct Credit Banking Instruction

The cash dividend amount of \$1,188.00 has been remitted to:

MACQUARIE BANK LTD
 BSB: 182-512 ACC: *****5753

Taxation Information for your Dividend

Australian Resident Shareholders

Franked Amount: This should be included in your assessable income.

Franking Credit: This may also need to be included in your assessable income.

This amount may be available as a tax offset to reduce your income tax liability.

New Zealand Imputation Credits

New Zealand tax law requires us to notify shareholders that New Zealand imputation credits have been attached to this dividend at a rate of NZ\$0.07 per share. These credits are only relevant for shareholders required to file a New Zealand income tax return.


If in doubt, please contact your taxation adviser.

Dividend Amount

\$1,188.00

Update your information:

 **Online:**
www.computershare.com.au/easyupdate/ctn

 **By Mail:**
Computershare Investor Services Pty Limited
GPO Box 2975 Melbourne
VIC 3001 Australia

Enquiries:

(within Australia) 1300 850 505
(international) +61 3 9415 4000

Holder Identification Number (HIN)

X 0031810957

ASX Code	CTN
TFN/ABN Status	Quoted
Record Date	30 September 2016
Payment Date	14 October 2016
Direct Credit Reference No.	801116

FY 2016 Final Dividend

Dear Securityholder,

This payment represents a final dividend of 3.7 cents per share. This dividend is paid on the shares registered in your name and entitled to participate as at the record date of 30 September 2016. This payment is 50% franked at the corporate tax rate of 30% and contains no Conduit Foreign Income.

Please register at www.computershare.com.au/easyupdate/ctn in order to update your TFN, bank account and other details, including participation in the company's Dividend Reinvestment Plan.

Glenn Fowles
Company Secretary

Class Description	Amount per Security	Number of Securities	Franked Amount	Unfranked Amount	Gross Payment
Ordinary Shares	3.7 Cents	10,499	\$194.23	\$194.23	\$388.46
				Net Payment	\$388.46
				Franking Credit	\$83.24

Note: You should retain this statement to assist you in preparing your tax return.

Your Payment Instruction

MACQUARIE BANK LTD
BSB: 182-512 Account number: 960895753

Amount Deposited
\$388.46



007 2197

BERENTS PROJECT MANAGEMENT
PTY LTD
<BERENTS SUPER BENEFIT A/C>
UNIT 1
2 HOLBROOK AVENUE
KIRRIBILLI NSW 2061

Dividend Statement

Payment date: 13 October 2016
Record date: 8 September 2016
Reference no.: X00031810957

TFN/ABN RECEIVED AND RECORDED

Dear Shareholder,

The details below relate to the final dividend for the year ended 30 June 2016 payable on shares that are entitled to participate in the dividend at the record date.

This dividend is 25% franked at the company tax rate of 30%. Please note that the unfranked portion of the dividend is conduit foreign income and is therefore free from Australian dividend withholding tax when paid to non-Australian resident shareholders.

Description	Dividend rate per share	Participating holding	Unfranked amount \$	Franked amount \$	Total amount \$	Franking credit \$
Final Dividend	14.5 cents	2,150	\$233.81	\$77.94	\$311.75	\$33.40
Dividend amount:					\$311.75	

DIVIDEND REMITTED TO:

MACQUARIE BANK
1 SHELLEY STREET
SYDNEY NSW 2000
BERENTS PROJECT MANAGEMENT
BSB: 182-222 ACC: *****3876
DIRECT CREDIT REFERENCE NO.: 001194012812

For your convenience, you can update your details by visiting the Link Market Services Limited website (www.linkmarketservices.com.au). Please see overleaf for online login instructions.

Note: You should retain this statement to assist in preparing your tax return as a charge may be levied for replacement. All investors should seek independent advice relevant to their own particular circumstances. The total amount together with the franking credit should be disclosed as assessable income in your tax return.



022193 007 AMP



BERENTS PROJECT MANAGEMENT PTY LTD <BERENTS SUPER BENEFIT A/C> UNIT 1 2 HOLBROOK AVENUE KIRRIBILLI NSW 2061

Contact details

Australia 1300 654 442
New Zealand 0800 448 062
Other countries +613 9415 4051
ampservices@computershare.com.au
amp.com.au/shares
AMP share registry
GPO Box 2980
Melbourne VIC 3001
Australia

Your shareholding

Table with 2 columns: SHARE CLASS, HOLDER NUMBER. Values: Ordinary shares, x0031810957. Includes fields for TFN OR ABN, RECORD DATE, and PAYMENT DATE.

2016 interim dividend notice

You must keep this document for your tax records.

Summary table with 7 columns: DIVIDEND RATE (14 cents), SHARES HELD (3,618), GROSS DIVIDEND (A\$506.52), AUSTRALIAN TAX DEDUCTED (A\$0.00), DIVIDEND PAID (A\$506.52).

Table with 4 columns: FRANKING RATE (30%), FRANKED AMOUNT (A\$455.87), UNFRANKED AMOUNT (A\$50.65), FRANKING CREDIT (A\$195.37).

This dividend has been franked in Australia at a rate of 90% and the company tax rate used to determine the franking credit is 30%. The whole of the unfranked amount of this dividend has been declared to be conduit foreign income.

The next AMP dividend will be paid on 31 March 2017. For your dividend payment to be processed correctly, any changes to your shareholding must be recorded on the share register by 23 February 2017.

Your AMP shares are managed separately to your AMP products. When changing your details, please ensure you update your details for both your products and your shares.

We credited your dividend to: MACQUARIE BANK LTD BSB: 182-512 ACC: 960895753

Folkestone

Level 10, 351 Collins Street, Melbourne, VIC 3000
Tel: +61 3 9290 9600 Fax: +61 3 9290 9600
www.folkestone.com.au



BERENTS PROJECT MANAGEMENT
PTY LTD
<BERENTS SUPER BENEFIT A/C>
UNIT 1
2 HOLBROOK AVENUE
KIRRIBILLI NSW 2061

Reference Number: S00012886357
TFN/ABN Status: Quoted
Subregister: CHES
Record Date: 12-09-2016
Payment Date: 27-09-2016

Folkestone Limited Dividend Statement

Payment Description: Final Dividend for year ended 30 June 2016

Security Class: Fully Paid Ordinary

ASX Code: FLK

Number of Shares Held at Record Date	Dividend Rate per Share	Gross Dividend	Withholding Tax	Net Dividend Credited	Franked Amount ¹	Unfranked Amount	Franking Credit ²
224	2.5 cents	\$5.60	Nil	\$5.60	\$5.60	Nil	\$2.40

1. This dividend is 100% franked.
2. The franking credit has been calculated at the rate of 30%.

Please retain this statement for taxation purposes.

Direct Credit Instruction

The total net payment has been paid in accordance with your instructions as shown below:

Bank Domicile: AUS

Bank Account Type: Domestic

Bank Code: 182-512

Account Number: 960895753

Exchange Rate: N/A

Receipt Currency: AUD

Amount Deposited: AUD\$5.60

All correspondence to:

Update Your Details:



Online:
www.investorcentre.com/contact

Enquiries:



By Phone:
(within Australia) 1300 556 050
(outside Australia) +61 3 9415 4027



By Mail:
Computershare Investor Services Pty Limited
GPO Box 2975 Melbourne
Victoria 3001 Australia

002399 007 AWC



BERENTS PROJECT MANAGEMENT
PTY LTD
<BERENTS SUPER BENEFIT A/C>
UNIT 1
2 HOLBROOK AVENUE
KIRRIBILLI NSW 2061

Holder Identification Number (HIN)

X 0031810957

ASX Code	AWC
TFN/ABN Status	Quoted
Record Date	31 August 2016
Payment Date	15 September 2016
Direct Credit Reference No.	828636

Notification of 2016 Interim Dividend - Paid 15 September 2016

Dear Shareholder,

We have pleasure in advising the payment of the 2016 Interim Dividend at the rate of 2.9 US cents (equivalent to 3.8543 Australian cents) per share has been forwarded for direct credit to the account detailed below. The dividend is paid on the number of shares registered in your name and entitled to participate as at the Record Date of 31 August 2016.

All amounts are in Australian dollars.

For income tax purposes this dividend is 100% franked at the rate of 30%.

Stephen Foster
Company Secretary

Class Description	Number of Shares	Dividend per Share	Unfranked Amount	Franked Amount	Franking Credit
Ordinary Shares	12,800	3.8543 cents	A\$0.00	A\$493.35	A\$211.44
Net Payment					A\$493.35

Our records indicate that you have outstanding previous payment(s). To request replacement payment(s) please register at www.investorcentre.com. Click the Dividends & Payments tab on the Investor Centre home page and follow the prompts to complete your request.

Note: You should retain this statement to assist you in preparing your tax return.

Your Payment Instruction

MACQUARIE BANK LTD
BSB: 182-512 Account number: 960895753


Amount Deposited

A\$493.35

If payment cannot be made to the above instruction, a cheque will be forwarded to your registered address.

Update your information:

 **Online:**
www.investorcentre.com/contact

 **By Mail:**
Computershare Investor Services Pty Limited
GPO Box 2975 Melbourne
Victoria 3001 Australia

Enquiries:

(within Australia) 1300 723 487
(international) 61 3 9415 4840

Holder Identification Number (HIN)

X 0031810957

ASX Code	QBE
TFN/ABN Status	Quoted
Record Date	26 August 2016
Payment Date	28 September 2016
Direct Credit Reference No.	827657

004526 007 QBE



BERENTS PROJECT MANAGEMENT
PTY LTD
<BERENTS SUPER BENEFIT A/C>
UNIT 1
2 HOLBROOK AVENUE
KIRRIBILLI NSW 2061

2016 Interim Dividend — Payment Statement

Dear QBE Shareholder,

This payment represents an interim dividend of 21 cents per share for the half year ended 30 June 2016. This dividend is paid on the shares registered in your name and entitled to participate as at the record date of **26 August 2016**. This payment is 50% franked at the corporate tax rate of 30%. The whole of the unfranked amount of this dividend has been declared to be conduit foreign income.

To update your TFN, bank account and other details online, please register at www.investorcentre.com

Class description	Dividend per share	Participating shares	Franked amount \$	Unfranked amount \$	Franking credit \$	Dividend payment \$
Fully Paid Ordinary	21 cents	2,030	213.15	213.15	91.35	426.30
Net Payment						\$426.30

Payment instruction — Direct Credit

MACQUARIE BANK LTD
BSB: 184-446
Account number: 120673876

Amount Deposited

\$426.30

Note: Australian tax law requires us to provide your payment details to the Australian Tax Office. You should keep this statement to assist in preparing your tax return.



BlueScope Steel Limited
 ABN 16 000 011 058

All Registry communications to:
 BlueScope Steel Limited
 C/- Link Market Services Limited
 Locked Bag A14 Sydney South NSW 1235 Australia
 Telephone : +61 2 1300 855 998
 ASX Code: BSL
 Email: bluescopesteel@linkmarketservices.com.au
 Website: www.linkmarketservices.com.au



007-2783-8347-1

BERENTS PROJECT MANAGEMENT
 PTY LTD
 <BERENTS SUPER BENEFIT A/C>
 UNIT 1
 2 HOLBROOK AVENUE
 KIRRIBILLI NSW 2061

Dividend Statement

Payment Date: 10 October 2016
Record Date: 12 September 2016
Reference No.: X00031810957
TFN/ABN: Quoted

Dear Investor,

The details below relate to a final dividend of 3 cents per share for the period ended 30 June 2016 payable on ordinary shares entitled to participate in the dividend at the record date.

This dividend is 100% franked at the company tax rate of 30%.

Description	Dividend rate per share	Participating holding	Unfranked amount	Franked amount	Total amount	Franking credit
Ordinary Shares	3 cents	567	\$0.00	\$17.01	\$17.01	\$7.29
Net Amount:					\$17.01	
*New Zealand Imputation Credit (NZIC):						NZ\$6.80

BANKING INSTRUCTION:

MACQUARIE BANK
 ACCOUNT NAME: BERENTS PROJECT MANAGE P/L
 BSB: 182-222 ACCOUNT: *****3876
 DIRECT CREDIT REFERENCE NO.: 1194542799

Currency Options: Future dividends can be paid in AUD, CHF, EUR, GBP, HKD, NZD, SGD or USD into a bank account held in the country of the nominated currency.

You can update your banking instructions by visiting the Link Market Services website at www.linkmarketservices.com.au.

*Only relevant for New Zealand Resident Taxpayers

Dividend Reinvestment Plan: The BlueScope Steel Limited Dividend Reinvestment Plan (DRP) has been suspended for this dividend.

Australian Taxation Statement: The total amount together with the franking credit should be disclosed as assessable income in their tax return. Please retain this statement for taxation purposes as a charge may be levied for replacement.

Change of address: Issuer sponsored investors, please advise promptly in writing any change in your address. Broker sponsored investors, (ie. your reference number begins with "X") you must advise your change of address to your broker.



007_59573-1_000059

 BERENTS PROJECT MANAGEMENT
 PTY LTD
 <BERENTS SUPER BENEFIT A/C>
 UNIT 1
 2 HOLBROOK AVENUE
 KIRRIBILLI NSW 2061

Reference Number: S00012886357
TFN/ABN Status: Quoted
Subregister: CHESS
Record Date: 15-09-2016
Payment Date: 07-10-2016

2016 Final Dividend

Dear Shareholder

Seven West Media Limited has paid a final dividend for the year ended 25 June 2016 of 4 cents per ordinary share. This dividend was paid on the number of shares registered in your name and entitled to participate as at the record date 15 September 2016. This payment is 100% franked at the corporate tax rate of 30%.

Security Class: Fully Paid Ordinary Shares

ASX Code: SWM

Number of Shares held at Record Date	Dividend Amount per Share	Franked Amount	Unfranked Amount	Gross Dividend Payment	Net Dividend Payment	Franking Credit
1,300	4 cents	\$52.00	Nil	\$52.00	\$52.00	\$22.29

To update your TFN, bank account and other details please visit www.investorserve.com.au (for Shareholders) or www.employeeserve.com.au/sevenwest (for Employees). Alternatively, please contact Boardroom Pty Limited on 1800 000 639 (or +61 2 9290 9600 if outside Australia) or email enquiries@boardroomlimited.com.au.

Direct Credit Payment Confirmation

Your total net dividend payment has been paid in accordance with your instructions as shown below:

Bank Name: Macquarie Bank Limited
BSB: 182-512
Account Number: 960895753

Amount Deposited
AUD\$52.00

Please check the above details are correct and that payment has been credited to your account.



South32 Limited
ABN 84 093 732 597

Update your information:

Online:
www.computershare.com.au/investor

By Mail:
Computershare Investor Services Pty Ltd
GPO Box 2975 Melbourne
Victoria 3001 Australia

Enquiries:

(within Australia) 1800 019 953
(international) +61 3 9415 4169

Holder Identification Number (HIN)

X0031810957

ASX Code S32
TFN/ABN Status Quoted
Record Date 16 September 2016
Payment Date 6 October 2016
Direct Credit Reference No. 972874

016929 007 S32



BERENTS PROJECT MANAGEMENT
PTY LTD
<BERENTS SUPER BENEFIT A/C>
UNIT 1
2 HOLBROOK AVENUE
KIRRIBILLI NSW 2061

2016 Final Dividend

The dividend statement and direct credit advice below represents your final dividend for the year ended 30 June 2016. This dividend is paid at the rate of 1 US cent (equivalent to 1.320040 Australian cents) per share on your holding of fully paid ordinary shares registered in your name and entitled to participate as at the record date of 16 September 2016. All amounts are in Australian dollars, except where indicated.

This dividend is unfranked. Non-resident withholding tax is not payable on the unfranked portion of this dividend as it consists entirely of Conduit Foreign Income. Shareholders should obtain their own professional advice on the taxation implications of the dividend paid.

If you would like to provide your TFN/ABN/Exemptions, view any outstanding payments, change payment options or view your shareholding, please visit www.computershare.com.au/investor.

Class Description	Amount per Security	Number of Securities	Franked Amount	Unfranked Amount	Gross Payment
Ordinary Shares	1.320040 cents	1,450	\$0.00	\$19.14	\$19.14
Net Payment					\$19.14
Franking Credit					\$0.00

Note: You should retain this statement to assist you in preparing your tax return.

Your Payment Instruction

MACQUARIE BANK LTD
BSB: 182-222 Account number: 120673876

Amount Deposited

A\$19.14

If payment cannot be made to the above account, the dividend amount will be withheld pending receipt of your valid direct credit instructions.

South32 will be paying all future dividend payments by direct credit only to Australian, New Zealand, United Kingdom and United States bank or financial institution accounts. Please ensure your bank details are kept up to date via the Computershare Investor Centre at www.computershare.com.au/investor

To start receiving your statements online simply visit www.computershare.com.au/investor




BHP Billiton Limited
 ABN 49 004 028 077 Registered in Australia
 Registered office: The BHP Billiton Centre
 18th Floor, 171 Collins Street
 Melbourne Victoria 3000 Australia
 A member of the BHP Billiton Group
 which is headquartered in Australia.
www.bhpbilliton.com

Update Your Details:

 Online:
www.investorcentre.com/contact

Enquiries:

 By Phone:
 (within Australia) 1300 656 780
 (outside Australia) +61 3 9415 4020

 By Mail:
 Computershare Investor Services Pty Limited
 GPO Box 2975 Melbourne
 Victoria 3001 Australia

020710 007 BHP



BERENTS PROJECT MANAGEMENT
 PTY LTD
 <BERENTS SUPER BENEFIT A/C>
 UNIT 1
 2 HOLBROOK AVENUE
 KIRRIBILLI NSW 2061

Holder Identification Number (HIN)

X 0031810957

ASX Code BHP
 TFN/ABN Status Quoted
 Record Date 2 September 2016
 Payment Date 20 September 2016
 Direct Credit Reference No. 1006747

373rd Dividend Payment - Dividend Statement & Direct Credit Advice

Dear Shareholder

The statement below represents your final dividend for the year ended 30 June 2016. This dividend is paid at the rate of 14 US cents (equivalent to 18.520968 Australian cents) per share on your holding of fully paid ordinary shares, registered in your name and entitled to participate as at the record date 2 September 2016. All amounts are in Australian dollars, except where indicated.

This dividend is fully franked (100%) at the tax rate of 30%.

Margaret Taylor
 GROUP COMPANY SECRETARY

Class Description	Amount per Security	Number of Securities	Franked Amount	Unfranked Amount	Gross Payment
Ordinary Shares	A18.520968 cents	1,450	A\$268.55	A\$0.00	A\$268.55
Net Payment					A\$268.55
Australian Franking Credit					A\$115.09

Note: You should retain this statement to assist you in preparing your tax return.

Your Payment Instruction

MACQUARIE BANK LTD
 BSB: 182-512 Account Number: 960895753

Amount Deposited

A\$268.55

If payment cannot be made to the above instruction, you will be issued with a cheque in the same currency as the Amount Deposited.

 To start receiving your statements online simply visit www.computershare.com.au/easyupdate/bhp



007/02995

**BERENTS PROJECT MANAGEMENT
PTY LTD**
<BERENTS SUPER BENEFIT A/C>
UNIT 1
2 HOLBROOK AVENUE
KIRRIBILLI NSW 2061

Telstra Share Registrar
C/- Link Market Services Limited
PO Box A942, SYDNEY SOUTH NSW 1234
T Australia 1300 88 66 77
Overseas +61 1300 88 66 77
E telstra@linkmarketservices.com.au
W www.linkmarketservices.com.au/telstra

For the period ended 30 June 2016

2,306	15.5 cents	\$0.00	\$357.43	\$357.43	\$153.18
-------	------------	--------	----------	----------	----------

Any fractional entitlement on your total dividend amount has been rounded down to the nearest whole cent.

Dividend Paid: \$357.43

The final dividend of Telstra Corporation Limited for the period ended 30 June 2016 is 15.5 cents per share, 100% franked at the company tax rate of 30%. This dividend and franking credit may need to be disclosed as assessable income on your Australian Tax Return. Please keep this statement for your tax records as a fee will be charged for a replacement.

BSB: 182-222 Account Number: *****3876 Account Name: BERENTS PROJECT MNGMNT PL

Direct Credit Reference Number: 001192517622 (a unique code for your dividend payment which will appear on your bank statement)

Important Information

Dividend Reinvestment Plan

If you're a resident of Australia or New Zealand, you can choose to have your dividends reinvested into additional Telstra shares under our Dividend Reinvestment Plan (DRP).

To register for the DRP please go to www.linkmarketservices.com.au/telstra. For more information on our DRP, including the DRP rules, visit www.telstra.com/drp

Electronic Communications

Please let us know your email address so we can send all your shareholder communications (dividend statements, annual report, notice of meeting, etc.) to you in a fast, reliable and economical way. It's also environmentally friendly.

To register, go to www.linkmarketservices.com.au/telstra, log in and select "Communications", ensure the "All communications electronically" option is selected, and enter your email address. Other communication options are available under this menu if required.

Your Share Account Information

HIN/SRN: X00031810957

Share Class: Ordinary

TFN/ABN Status: Quoted

Record Date: 25 August 2016

Payment Date: 23 September 2016

Update your details online at www.linkmarketservices.com.au/telstra



AGL Energy Limited

ABN 74 115 061 375

All Registry communications to:
Link Market Services Limited
Locked Bag A14
Sydney South NSW 1235 Australia
Telephone (free call within Australia): +61 1800 824 513
Facsimile: +61 2 9287 0303
ASX Code: AGL
Email: agleneenergy@linkmarketservices.com.au
Website: www.agl.com.au



007 3916

BERENTS PROJECT MANAGEMENT
PTY LTD
<BERENTS SUPER BENEFIT A/C>
UNIT 1
2 HOLBROOK AVENUE
KIRRIBILLI NSW 2061

Dividend Advice

Payment Date: 22 September 2016
Record Date: 25 August 2016
Reference No: X00031810957

TFN/ABN RECEIVED AND RECORDED

Dear Shareholder,

The details below relate to the 2016 final dividend payment for the year ended 30 June 2016 payable on shares entitled to participate in the dividend at the record date.

The dividend is 100% franked.

Description	Dividend rate per share	Number of shares	Unfranked amount	Franked amount	Total amount	Franking Credit
Fully Paid Ordinary Shares	36 Cents	800	\$0.00	\$288.00	\$288.00	\$123.43
Net Amount:					\$288.00	

DIVIDEND REMITTED TO:

MACQUARIE BANK
12 CREEK STREET
BRISBANE QLD 4000

Account Name: BERENTS PROJECT MANAGEMENT
BSB: 184-446 Account No.: *****3876
Direct Credit Reference No.: 001193133410

This statement represents the amount paid to your nominated account in respect of the above mentioned securities.

Did you know: Dividend advices can be sent to you via email. You can update your communication preferences by visiting the Link Market Services website at www.linkmarketservices.com.au.

Please see overleaf for online login instructions.

This statement contains essential information to assist you in preparing your Income Tax Return. Please retain this statement for taxation purposes as a charge may be levied for replacement.

All correspondence to:

BoardRoom

Smart Business Solutions

Boardroom Pty Limited
 ABN 14 003 209 836

GPO Box 3993
 Sydney NSW 2001

Tel: 1300 737 760 (within Australia)
 Tel: +61 2 9290 9600 (outside Australia)
 Fax: +61 2 9279 0664

www.boardroomlimited.com.au
 enquiries@boardroomlimited.com.au



007 300

BERENTS PROJECT MANAGEMENT
 PTY LTD
 <BERENTS SUPER BENEFIT A/C>
 UNIT 1
 2 HOLBROOK AVENUE
 KIRRIBILLI NSW 2061

Reference Number: S00012886357
TFN/ABN Status: Quoted
Subregister: CHES5
Record Date: 18-10-2016
Payment Date: 28-10-2016

Dividend Statement

Payment Description: Final dividend for the period ended 30 June 2016

Security Class: Fully Paid Ordinary Shares

ASX Code: WAX

Number of shares held at Record Date	Dividend Rate per share	Gross Dividend	Withholding Tax ¹	Net Dividend Credited	Franked Amount ²	Unfranked Amount	Franking Credit ³
10,000	4.25 cents	\$425.00	Nil	\$425.00	\$425.00	Nil	\$182.14

- This withholding tax applies to you if the dividend amount is partially or totally unfranked and you are a:
 - resident of Australia and your TFN or ABN has not been recorded by the share registry. TFN withholding tax is deducted from the gross unfranked portion of the dividend at the highest marginal tax rate applying to personal income; or
 - non-resident of Australia. Non-resident withholding tax (30%) is deducted from the gross unfranked portion of the dividend unless you are a resident of a country which has entered into a Double Taxation Agreement with Australia. In that case a lower rate (generally 15%) may apply.
- This dividend is 100% franked.
- The franking credit has been calculated at the rate of 30%.

Direct Credit Instruction

The total net payment has been paid in accordance with your instructions as shown below:

Bank Domicile:	AUS	Receipt Currency:	AUD
Bank Account Type:	Domestic	Amount Deposited:	425.00
Bank Code:	182-512		
Account Number:	960895753		
Exchange Rate:	N/A		



007 015300

BERENTS PROJECT MANAGEMENT
PTY LTD
<BERENTS SUPER BENEFIT A/C>
UNIT 1
2 HOLBROOK AVENUE
KIRRIBILLI NSW 2061**Dividend Statement**Payment date: 29 September 2016
Record date: 18 August 2016
Reference number: X00031810957

TFN/ABN RECEIVED AND RECORDED

Dear Shareholder,

The details below relate to the final dividend for the year ended 30 June 2016 payable on ordinary shares entitled to participate in the dividend at the record date.

This dividend is 100% franked at the company tax rate of 30%.

Description	Dividend rate per share	Participating holding	Unfranked amount \$	Franked amount \$	Total amount \$	Franking credit \$	Withholding tax \$
Ordinary Shares	222 cents	1,000	\$0.00	\$2,220.00	\$2,220.00	\$951.43	\$0.00
Dividend amount:					\$2,220.00		
*New Zealand Imputation Credit:					NZ\$110.00		

*Only relevant for New Zealand Resident Taxpayers

DIVIDEND REMITTED TO:MACQUARIE BANK
1 SHELLEY STREET
SYDNEY NSW 2000
BSB: 182-222 ACC: *****3876
Account Name: BERENTS PROJECT MGT P L
Direct Credit Reference No.: 001191428401

For your convenience, why not update your details by visiting the Link Market Services Limited website. Please see overleaf for online login instructions.

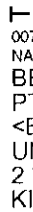
In order to be effective for a particular payment, any changes to shareholder instructions should be received and recorded by Link Market Services Limited on or before the record date for that payment.

Note: You should retain this statement to assist in preparing your tax return. All investors should seek independent advice relevant to their own particular circumstances.



Dividend Statement

Interim Dividend for the year ending 30 September 2016


 021403
007
NAB
 BERENTS PROJECT MANAGEMENT
 PTY LTD
 <BERENTS SUPER BENEFIT A/C>
 UNIT 1
 2 HOLBROOK AVENUE
 KIRRIBILLI NSW 2061

Need assistance?

Web
www.nabgroup.com/shareholder
 Phone
 (in Australia) 1300 367 647
 (outside Australia) +61 3 9415 4299
 Fax +61 3 9473 2500
 Mail Computershare Investor Services
 GPO Box 2333
 Melbourne Victoria
 Australia 3001

Holder Identification Number (HIN)

X0031810957

Summary of Key Information

Payment Date	5 July 2016
Record Date	18 May 2016
TFN/ABN Status	Quoted
ASX Code	NAB
Direct Credit Reference No.	480686

2016 Interim Dividend Payment

The dividend is 100% franked at the Australian Corporate Tax Rate of 30%.

Ordinary Shares	Dividend Rate per Share	Unfranked Amount	Franked Amount	Franking Credit
1,200	99 cents	\$0.00	\$1,188.00	\$509.14

Dividend Summary

Dividend Rate per Share x No. of Shares = Dividend Amount

Ordinary fully paid shares
 99 cents x 1,200 shares = \$1,188.00

Direct Credit Banking Instruction

The cash dividend amount of \$1,188.00 has been remitted to:

MACQUARIE BANK LTD
 BSB: 182-512 ACC: *****5753

Taxation Information for your Dividend

Australian Resident Shareholders

Franked Amount: This should be included in your assessable income.

Franking Credit: This may also need to be included in your assessable income.

This amount may be available as a tax offset to reduce your income tax liability.

If in doubt, please contact your taxation adviser.

Dividend Amount

\$1,188.00