

Business Focused Solutions Super Fund

Trial Balance

As at 30 June 2021

Last Year	Code	Account Name	Units	Debits \$	Credits \$
	23800	Distributions Received			
(80.47)	23800/FANG.AX	Etf Fang+ Etf			2,737.00
	23800/NDQ.AX1	Betashares Nasdaq 100 Etf			440.38
	23800/RBTZ.AX1	Betashares Global Robotics And Artificial Intelligence Etf			387.94
(17.11)	23800/VAS.AX1	Vanguard Australian Shares Index Etf			535.32
	23800/VCX.AX1	Vicinity Centres			560.60
	23800/VGS.AX	Vanguard Msci Index International Shares Etf			46.00
	23900	Dividends Received			
	23900/ANZ.AX	Australia And New Zealand Banking Group Limited			192.15
	23900/BHP.AX	BHP Group Limited			712.73
	23900/BOQ.AX	Bank Of Queensland Limited.			460.23
	23900/CBA.AX	Commonwealth Bank Of Australia.			399.28
(71.75)	23900/CLH.AX	Collection House Limited			
	23900/COH.AX	Cochlear Limited			31.65
(289.10)	23900/FLT.AX	Flight Centre Travel Group Limited			
(360.99)	23900/MPL.AX	Medibank Private Limited			279.99
	23900/NAB.AX	National Australia Bank Limited			360.00
	23900/ORG.AX	Origin Energy Limited			141.38
	23900/WAM.AX	WAM Capital Limited			368.98
	23900/WBC.AX	Westpac Banking Corporation			519.76
	23900/WOW.AX	Woolworths Group Limited			281.79
	23900/WPL.AX	Woodside Petroleum Ltd			235.04
	24200	Contributions			
(25,000.00)	24200/GREMIC00001A	(Contributions) Greco, Michell Kay - Accumulation			11,796.37
(24,995.04)	24200/GRESAL00001A	(Contributions) Greco, Salvatore Enrico - Accumulation			15,258.08
(17,130.00)	24200/GRESER00001A	(Contributions) Greco, Serafina - Accumulation			
(14,887.05)	24700	Changes in Market Values of Investments			116,498.25
	25000	Interest Received			
(7.10)	25000/CBA21708934	CBA Direct Investment Acc			35.75

Business Focused Solutions Super Fund

Trial Balance

As at 30 June 2021

Last Year	Code	Account Name	Units	Debits \$	Credits \$
(424.60)	25000/MET167467664	Suncorp Business Saver			70.09
(1,940.83)	25000/MET502022060	Suncorp Term Deposit			
	28500	Transfers In			
	28500/GREMIC00001A	(Transfers In) Greco, Michell Kay - Accumulation			20,072.61
	30100	Accountancy Fees		4,400.00	
259.00	30400	ATO Supervisory Levy		259.00	
198.00	30700	Auditor's Remuneration		275.00	
	31500	Bank Charges		5.00	
	39000	Life Insurance Premiums			
5,303.13	39000/GREMIC00001A	(Life Insurance Premiums) Greco, Michell Kay - Accumulation		3,757.60	
3,165.46	39000/GRESAL00001A	(Life Insurance Premiums) Greco, Salvatore Enrico - Accumulation		2,349.64	
8,838.93	48500	Income Tax Expense		528.96	
67,439.52	49000	Profit/Loss Allocation Account		160,846.17	
	50010	Opening Balance			
(26,839.21)	50010/GREMIC00001A	(Opening Balance) Greco, Michell Kay - Accumulation			46,115.05
(181,684.28)	50010/GRESAL00001A	(Opening Balance) Greco, Salvatore Enrico - Accumulation			214,978.02
	50010/GRESER00001A	(Opening Balance) Greco, Serafina - Accumulation			14,869.94
	52420	Contributions			
(25,000.00)	52420/GREMIC00001A	(Contributions) Greco, Michell Kay - Accumulation			11,796.37
(24,995.04)	52420/GRESAL00001A	(Contributions) Greco, Salvatore Enrico - Accumulation			15,258.08
(17,130.00)	52420/GRESER00001A	(Contributions) Greco, Serafina - Accumulation			0.00
	52850	Transfers In			
0.00	52850/GREMIC00001A	(Transfers In) Greco, Michell Kay - Accumulation			20,072.61
	53100	Share of Profit/(Loss)			
(2,598.14)	53100/GREMIC00001A	(Share of Profit/(Loss)) Greco, Michell Kay - Accumulation			24,979.06
(15,114.64)	53100/GRESAL00001A	(Share of Profit/(Loss)) Greco, Salvatore Enrico - Accumulation			92,178.18
(317.34)	53100/GRESER00001A	(Share of Profit/(Loss)) Greco, Serafina - Accumulation			6,257.11
	53330	Income Tax			

Business Focused Solutions Super Fund

Trial Balance

As at 30 June 2021

Last Year	Code	Account Name	Units	Debits \$	Credits \$
(730.83)	53330/GREMIC00001A	(Income Tax) Greco, Michell Kay - Accumulation			473.39
(98.77)	53330/GRESAL00001 A	(Income Tax) Greco, Salvatore Enrico - Accumulation			19.39
7.90	53330/GRESER00001 A	(Income Tax) Greco, Serafina - Accumulation		22.61	
	53800	Contributions Tax			
3,750.00	53800/GREMIC00001A	(Contributions Tax) Greco, Michell Kay - Accumulation		1,769.47	
3,749.25	53800/GRESAL00001 A	(Contributions Tax) Greco, Salvatore Enrico - Accumulation		2,288.70	
2,569.50	53800/GRESER00001 A	(Contributions Tax) Greco, Serafina - Accumulation			0.00
	53920	Life Insurance Premiums			
5,303.13	53920/GREMIC00001A	(Life Insurance Premiums) Greco, Michell Kay - Accumulation		3,757.60	
3,165.46	53920/GRESAL00001 A	(Life Insurance Premiums) Greco, Salvatore Enrico - Accumulation		2,349.64	
	60400	Bank Accounts			
93,123.17	60400/CBA21708934	CBA Direct Investment Acc		3,994.12	
38,101.05	60400/MET167467664	Suncorp Business Saver		5,759.96	
	61800	Distributions Receivable			
80.47	61800/FANG	FANG Distribution Receivable			0.00
	61800/FANG.AX	Etf Fang+ Etf		1,451.00	
	61800/NDQ.AX1	Betashares Nasdaq 100 Etf		231.60	
	61800/RBTZ.AX1	Betashares Global Robotics And Artificial Intelligence Etf		23.94	
17.11	61800/VAS	Vanguard Distribution Receivable		117.79	
	61800/VCX.AX	Vicinity Centres		233.96	
	61800/VGS.AX	Vanguard Msci Index International Shares Etf		4.94	
	76000	Other Assets			
	76000/MACROVUE	Macrovue Holdings	1.0000	53,388.57	
	77600	Shares in Listed Companies (Australian)			
	77600/ANZ.AX	Australia And New Zealand Banking Group Limited	549.0000	15,454.35	
30,495.00	77600/APT.AX	Afterpay Limited	400.0000	47,268.00	
12,357.90	77600/BHP.AX	BHP Group Limited	345.0000	16,756.65	
	77600/BOQ.AX	Bank Of Queensland Limited.	1,587.0000	14,457.57	

Business Focused Solutions Super Fund

Trial Balance

As at 30 June 2021

Last Year	Code	Account Name	Units	Debits \$	Credits \$
11,176.62	77600/CBA.AX	Commonwealth Bank Of Australia.	161.0000	16,079.07	
1,898.75	77600/CLH.AX	Collection House Limited	1,750.0000	262.50	
9,635.43	77600/COH.AX	Cochlear Limited	51.0000	12,835.17	
14,679.00	77600/FANG.AX	Efts Fang+ Etf	1,260.0000	21,457.80	
11,064.40	77600/FLT.AX	Flight Centre Travel Group Limited	995.0000	14,775.75	
6,918.86	77600/MPL.AX	Medibank Private Limited	2,314.0000	7,312.24	
10,932.00	77600/NAB.AX	National Australia Bank Limited	600.0000	15,732.00	
4,416.12	77600/NVX.AX	Novonix Limited	5,076.0000	11,268.72	
	77600/ORG.AX	Origin Energy Limited	2,123.0000	9,574.73	
11,341.61	77600/VAS.AX1	Vanguard Australian Shares Index Etf	519.0000	48,806.76	
9,532.38	77600/VCX.AX1	Vicinity Centres	6,666.0000	10,298.97	
	77600/WAM.AX	WAM Capital Limited	4,761.0000	10,426.59	
	77600/WBC.AX	Westpac Banking Corporation	584.0000	15,073.04	
10,401.12	77600/WOW.AX	Woolworths Group Limited	279.0000	10,638.27	
9,872.40	77600/WPL.AX	Woodside Petroleum Ltd	456.0000	10,127.76	
	78000	Stapled Securities			
	78000/SYD.AX2	Sydney Airport	1,848.0000	10,699.92	
	78200	Units in Listed Unit Trusts (Australian)			
	78200/NDQ.AX1	Betashares Nasdaq 100 Etf	370.0000	11,880.70	
	78200/RBTZ.AX1	Betashares Global Robotics And Artificial Intelligence Etf	853.0000	12,504.98	
	78200/VGS.AX	Vanguard Msci Index International Shares Etf	241.0000	23,357.72	
(4,605.93)	85000	Income Tax Payable/Refundable		3,503.04	
	85002	Tax withheld - Distributions - ATO credit		2,059.00	
(3,429.00)	86000	PAYG Instalment Payable			1,008.00
(2,045.45)	88000	Sundry Creditors			0.00
				620,426.57	620,426.57

Current Year Profit/(Loss): 161,375.13

Business Focused Solutions Super Fund Interest Reconciliation Report

For The Period 01 July 2020 - 30 June 2021

Date	Payment Amount	Gross Interest	TFN Withheld	Foreign Income	Foreign Credits
Bank Accounts					
CBA21708934 CBA Direct Investment Acc					
01/07/2020	12.25	12.25			
01/08/2020	11.15	11.15			
01/09/2020	8.47	8.47			
01/10/2020	0.36	0.36			
01/12/2020	1.15	1.15			
01/01/2021	1.04	1.04			
01/02/2021	0.34	0.34			
01/03/2021	0.14	0.14			
01/05/2021	0.80	0.80			
01/06/2021	0.05	0.05			
	35.75	35.75			
MET167467664 Suncorp Business Saver					
31/07/2020	15.97	15.97			
31/08/2020	14.43	14.43			
30/09/2020	13.43	13.43			
31/10/2020	14.88	14.88			
30/11/2020	4.08	4.08			
31/12/2020	1.78	1.78			
31/01/2021	2.01	2.01			

Business Focused Solutions Super Fund
Interest Reconciliation Report

For The Period 01 July 2020 - 30 June 2021

Date	Payment Amount	Gross Interest	TFN Withheld	Foreign Income	Foreign Credits
28/02/2021	1.77	1.77			
31/03/2021	0.16	0.16			
30/04/2021	0.21	0.21			
31/05/2021	0.78	0.78			
30/06/2021	0.59	0.59			
	70.09	70.09			
	105.84	105.84			
TOTAL	105.84	105.84			

Tax Return Reconciliation

	Totals	Tax Return Label
Gross Interest	105.84	11C

Business Focused Solutions Super Fund

Dividend Reconciliation Report

For The Period 01 July 2020 - 30 June 2021

Date	Net Payment Received	Australian Income			Foreign Income			Withheld		
		Unfranked	Franked	Franking Credits	Foreign Income	Foreign Credits	NZ Credits	TFN Withheld	Non-Resident	LIC Deduction
Shares in Listed Companies (Australian)										
ANZ.AX Australia And New Zealand Banking Group Limited										
16/12/2020	192.15	0.00	192.15	82.35						
	192.15	0.00	192.15	82.35						
BHP.AX BHP Group Limited										
22/09/2020	260.32	0.00	260.32	111.57						
23/03/2021	452.41	0.00	452.41	193.89						
	712.73	0.00	712.73	305.46						
BOQ.AX Bank Of Queensland Limited.										
25/11/2020	190.44	0.00	190.44	81.62						
26/05/2021	269.79	0.00	269.79	115.62						
	460.23	0.00	460.23	197.24						
CBA.AX Commonwealth Bank Of Australia.										
30/09/2020	157.78	0.00	157.78	67.62						
30/03/2021	241.50	0.00	241.50	103.50						
	399.28	0.00	399.28	171.12						
COH.AX Cochlear Limited										

Business Focused Solutions Super Fund

Dividend Reconciliation Report

For The Period 01 July 2020 - 30 June 2021

Date	Net Payment Received	Australian Income			Foreign Income			Withheld		
		Unfranked	Franked	Franking Credits	Foreign Income	Foreign Credits	NZ Credits	TFN Withheld	Non-Resident	LIC Deduction
20/04/2021	31.65	58.65						27.00		
	31.65	58.65						27.00		
MPL.AX Medibank Private Limited										
24/09/2020	145.78	0.00	145.78	62.48						
25/03/2021	134.21	0.00	134.21	57.52						
	279.99	0.00	279.99	120.00						
NAB.AX National Australia Bank Limited										
03/07/2020	180.00	0.00	180.00	77.14						
10/12/2020	180.00	0.00	180.00	77.14						
	360.00	0.00	360.00	154.28						
ORG.AX Origin Energy Limited										
26/03/2021	141.38	265.38						124.00		
	141.38	265.38						124.00		
WAM.AX WAM Capital Limited										
07/06/2021	368.98	0.00	368.98	158.13						
	368.98	0.00	368.98	158.13						
WBC.AX Westpac Banking Corporation										

Business Focused Solutions Super Fund

Dividend Reconciliation Report

For The Period 01 July 2020 - 30 June 2021

Date	Net Payment Received	Australian Income			Foreign Income			Withheld		
		Unfranked	Franked	Franking Credits	Foreign Income	Foreign Credits	NZ Credits	TFN Withheld	Non-Resident	LIC Deduction
18/12/2020	181.04	0.00	181.04	77.59						
25/06/2021	338.72	0.00	338.72	145.17						
	519.76	0.00	519.76	222.76						
WOW.AX Woolworths Group Limited										
06/10/2020	133.92	0.00	133.92	57.39						
14/04/2021	147.87	0.00	147.87	63.37						
	281.79	0.00	281.79	120.76						
WPL.AX Woodside Petroleum Ltd										
18/09/2020	165.29	0.00	165.29	70.84						
24/03/2021	69.75	0.00	69.75	29.89						
	235.04	0.00	235.04	100.73						
	3,982.98	324.03	3,809.95	1,632.83				151.00		

Business Focused Solutions Super Fund
Dividend Reconciliation Report

For The Period 01 July 2020 - 30 June 2021

Date	Net Payment Received	Australian Income			Foreign Income			Withheld		
		Unfranked	Franked	Franking Credits	Foreign Income	Foreign Credits	NZ Credits	TFN Withheld	Non-Resident	LIC Deduction
TOTAL	3,982.98	324.03	3,809.95	1,632.83				151.00		

Tax Return Reconciliation

	Totals	Tax Return Label
Unfranked	324.03	J
Franked Dividends	3,809.95	K
Franking Credits	1,632.83	L

Business Focused Solutions Super Fund Distribution Reconciliation Report

For The Period 01 July 2020 - 30 June 2021

Date	Payment Received	Non Primary Production Income (A) * ₁				Distributed Capital Gains (B) * ₂					Foreign Income * ₃		Non-Assessable			Taxable Income
		Franked	Unfranked	Interest/ Other	Franking Credits	Discounted (After Discount)	Rate * ₅	CGT Concession	Indexed	Other	Foreign Income	Foreign Credits	Tax Exempt	Tax Free	Tax Deferred / AMIT * ₆	
Shares in Listed Companies (Australian)																
FANG.AX Efts Fang+ Etf																
30/06/2021	2,737.00						S									0.00
30/06/2021	0.00	0.00	0.00	0.00	0.00	370.98	S	370.98	0.00	1,995.04	0.00	0.00	0.00	0.00	0.00	2,366.02
	2,737.00	0.00	0.00	0.00	0.00	370.98		370.98	0.00	1,995.04	0.00	0.00	0.00	0.00	0.00	2,366.02
<i>Net Cash Distribution:</i>	2,737.00															
VAS.AX Vanguard Australian Shares Index Etf																
16/10/2020	84.59						S									0.00
19/01/2021	120.33						S									0.00
20/04/2021	212.61						S									0.00
30/06/2021	117.79	783.28	110.15	132.73	352.50	38.59	S	38.59			32.81	1.08			(63.83)	1,451.14
	535.32	783.28	110.15	132.73	352.50	38.59		38.59			32.81	1.08			(63.83)	1,451.14
<i>Net Cash Distribution:</i>	535.32															
VCX.AX Vicinity Centres																
02/03/2021	120.64			345.17		11.75	S							309.68	0.00	356.92
30/06/2021	439.96						I								0.00	
	560.60			345.17		11.75								309.68	0.00	356.92
<i>Net Cash Distribution:</i>	560.60															
	3,832.92	783.28	110.15	477.90	352.50	421.32		409.57	0.00	1,995.04	32.81	1.08	0.00	309.68	(63.83)	4,174.08

Business Focused Solutions Super Fund

Distribution Reconciliation Report

For The Period 01 July 2020 - 30 June 2021

Date	Non Primary Production Income (A) * ₁					Distributed Capital Gains (B) * ₂					Foreign Income * ₃		Non-Assessable			Taxable Income
	Payment Received	Franked	Unfranked	Interest/ Other	Franking Credits	Discounted (After Discount)	Rate * ₅	CGT Concession	Indexed	Other	Foreign Income	Foreign Credits	Tax Exempt	Tax Free	Tax Deferred / AMIT * ₆	
Units in Listed Unit Trusts (Australian)																
NDQ.AX Betashares Nasdaq 100 Etf																
19/01/2021	5.78						S								0.00	
30/06/2021	434.60						S								0.00	
30/06/2021	0.00	0.00	0.00	0.00	0.00	215.77	S	215.77	0.00	0.00	12.84	9.78	0.00	0.00	0.00	238.39
	440.38	0.00	0.00	0.00	0.00	215.77		215.77	0.00	0.00	12.84	9.78	0.00	0.00	0.00	238.39
	<i>Net Cash Distribution:</i>		440.38													
RBTZ.AX Betashares Global Robotics And Artificial Intelligence Etf																
30/06/2021	387.94						S								0.00	
30/06/2021	0.00	0.00	0.00	0.00	0.00	306.68	S	306.68	0.00	131.12	31.40	8.56	0.00	0.00	(387.94)	477.76
	387.94	0.00	0.00	0.00	0.00	306.68		306.68	0.00	131.12	31.40	8.56	0.00	0.00	(387.94)	477.76
	<i>Net Cash Distribution:</i>		387.94													
VGS.AX Vanguard Msci Index International Shares Etf																
20/04/2021	41.06						S								0.00	
30/06/2021	4.94			1.72		145.37	S	145.37			191.81	30.29			(212.27)	369.19
	46.00			1.72		145.37		145.37			191.81	30.29			(212.27)	369.19
	<i>Net Cash Distribution:</i>		46.00													
	874.32	0.00	0.00	1.72	0.00	667.82		667.82	0.00	131.12	236.05	48.63	0.00	0.00	(600.21)	1,085.34

Business Focused Solutions Super Fund Distribution Reconciliation Report

For The Period 01 July 2020 - 30 June 2021

Date	Non Primary Production Income (A) * ₁				Distributed Capital Gains (B) * ₂				Foreign Income * ₃			Non-Assessable			Taxable Income	
	Payment Received	Franked	Unfranked	Interest/ Other	Franking Credits	Discounted (After Discount)	Rate * ₅	CGT Concession	Indexed	Other	Foreign Income	Foreign Credits	Tax Exempt	Tax Free		Tax Deferred / AMIT * ₆
TOTAL	4,707.24	783.28	110.15	479.62	352.50	1,089.14		1,077.39	0.00	2,126.16	268.86	49.71	0.00	309.68	(664.04)	5,259.42

Total Distributed Gains

Discount Rate	Discounted	Gross
Superfund 1/3	1,089.14	3,759.85
Individual 50%(I)	0.00	0.00
Total	1,089.14	3,759.85

*₁ Summary of Non Primary Production Income (A)

Tax Label	Franked	Unfranked	Interest/Other	Less Other Deduction	Income Before Credits * ₇	Franking Credits	Total Including Credits
11M Gross trust distributions	783.28	110.15	479.62	0.00	1,373.05	352.50	1,725.55

*₂ Forms part of the Net Capital Gains calculation for Tax Label 11A.

*₃ Forms part of the Foreign Credits calculation for Tax Label 11D, D1, 13C1.

*₄ Taxable Income is designed to match Tax Statement provided by Fund Manager.

Taxable Income in the SMSF Annual Return will be different due to application of Capital Losses in Net Capital Gain calculation and application of different discount method.

*₅ This is the discount rate selected for the transaction. "S" being Super Funds at 1/3 and "I" being Individual at 50%.

*₆ AMIT cost base net increase is reflected as negative amount i.e. negative tax deferred and AMIT cost base net decrease is reflected as positive amount i.e. positive tax deferred.

*₇ Sum of Income Before Credits reconciles with Taxable Trust Distributions in Statement of Taxable Income.

^ Variance between Payment Received and Net Cash Distribution.

Business Focused Solutions Super Fund

Contributions Breakdown Report

For The Period 01 July 2020 - 30 June 2021

Summary

Member	D.O.B	Age (at 30/06/2020)	Total Super Balance (at 30/06/2020) *1	Concessional	Non-Concessional	Other	Reserves	Total
Greco, Michell Kay	Provided	53	46,115.05	11,796.37	0.00	0.00	0.00	11,796.37
Greco, Salvatore Enrico	Provided	54	214,978.02	15,258.08	0.00	0.00	0.00	15,258.08
Greco, Serafina	Provided	19	14,869.94	0.00	0.00	0.00	0.00	0.00
All Members				27,054.45	0.00	0.00	0.00	27,054.45

*1 TSB can include information external to current fund's transaction records. The amount is per individual across all funds.

Contribution Caps

Member	Contribution Type	Contributions	Cap	Current Position
Greco, Michell Kay	Concessional (5 year carry forward cap available)	11,796.37	30,000.00	18,203.63 Below Cap
	Non-Concessional	0.00	100,000.00	100,000.00 Below Cap
Greco, Salvatore Enrico	Concessional (5 year carry forward cap available)	15,258.08	36,485.82	21,227.74 Below Cap
	Non-Concessional	0.00	100,000.00	100,000.00 Below Cap
Greco, Serafina	Concessional (5 year carry forward cap available)	0.00	32,870.00	32,870.00 Below Cap
	Non-Concessional	0.00	100,000.00	100,000.00 Below Cap

Carry Forward Unused Concessional Contribution Cap

Member	2016	2017	2018	2019	2020	2021	Current Position
--------	------	------	------	------	------	------	------------------

15/10/2020	contribution Michell				Employer	THE TRUSTEE FOR S E GRECO FAMILY TRUST	876.90			
27/01/2021	Employer contribution Michell	Employer	1,023.05							
28/01/2021					Employer	THE TRUSTEE FOR S E GRECO FAMILY TRUST	1,023.05			
27/04/2021	employer contribution Michell	Employer	1,008.44							
28/04/2021					Employer	THE TRUSTEE FOR S E GRECO FAMILY TRUST	1,008.44			
13/05/2021	2020 tax paid by Michell	Personal - Concessional	4,864.93							
25/06/2021	Contribution Michell	Employer	3,000.00							
30/06/2021	employer contribution Michell	Employer	1,023.05							
Total - Greco, Michell Kay			11,796.37	0.00	0.00	0.00		2,908.39	0.00	0.00

Greco, Salvatore Enrico

Date	Transaction Description	Ledger Data					SuperStream Data				
		Contribution Type	Concessional	Non-Concession	Other	Reserves	Contribution	Employer	Concessional	Non-Concess	Other
14/10/2020	Employer contribution Sam	Employer	3,288.48								
15/10/2020						Employer	THE TRUSTEE FOR S E GRECO FAMILY TRUST	3,288.48			
27/01/2021	employer contribution Sam	Employer	3,836.56								
28/01/2021						Employer	THE TRUSTEE FOR S E GRECO FAMILY TRUST	3,836.56			
04/03/2021	Dec PAYG instalment	Employer	1,008.00								
27/04/2021	employer contribution Sam	Employer	3,288.48								

28/04/2021					Employer	THE TRUSTEE FOR S E GRECO FAMILY TRUST	3,288.48		
30/06/2021	employer contribution Sam	Employer	3,836.56						
Total - Greco, Salvatore Enrico			15,258.08	0.00	0.00	0.00	10,413.52	0.00	0.00
Total for All Members			27,054.45	0.00	0.00	0.00			

Business Focused Solutions Super Fund

Contributions Summary Report

For The Period 01 July 2020 - 30 June 2021

Michell Kay Greco

Date of Birth:	Provided
Age:	54 (at year end)
Member Code:	GREMIC00001A
Total Super Balance* ¹ as at 30/06/2020:	46,115.05

Contributions Summary

2021

Concessional Contribution

Employer	6,931.44
Personal - Concessional	4,864.93
	<hr/>
	11,796.37

Total Contributions

11,796.37

*1 TSB can include information external to current fund's transaction records. The amount is per individual across all funds.

Business Focused Solutions Super Fund
Contributions Summary Report

For The Period 01 July 2020 - 30 June 2021

Salvatore Enrico Greco

Date of Birth:	Provided
Age:	55 (at year end)
Member Code:	GRESAL00001A
Total Super Balance*1 as at 30/06/2020:	214,978.02

Contributions Summary	2021
Concessional Contribution	
Employer	15,258.08
	<hr/>
	15,258.08
Total Contributions	<hr/>
	15,258.08
	<hr/>

*1 TSB can include information external to current fund's transaction records. The amount is per individual across all funds.

Business Focused Solutions Super Fund Investment Summary Report

As at 30 June 2021

Investment	Units	Market Price	Market Value	Average Cost	Accounting Cost	Unrealised Gain/(Loss)	Gain/(Loss)%	Portfolio Weight%
Cash/Bank Accounts								
CBA Direct Investment Acc		3,994.120000	3,994.12	3,994.12	3,994.12			0.93 %
Suncorp Business Saver		5,759.960000	5,759.96	5,759.96	5,759.96			1.34 %
			9,754.08		9,754.08			2.27 %
Other Assets								
MACROVUE Macrovue Holdings	1.00	53,388.570000	53,388.57	50,000.00	50,000.00	3,388.57	6.78 %	12.41 %
			53,388.57		50,000.00	3,388.57	6.78 %	12.41 %
Shares in Listed Companies (Australian)								
APT.AX Afterpay Limited	400.00	118.170000	47,268.00	52.77	21,106.17	26,161.83	123.95 %	10.99 %
ANZ.AX Australia And New Zealand Banking Group Limited	549.00	28.150000	15,454.35	18.80	10,323.70	5,130.65	49.70 %	3.59 %
BOQ.AX Bank Of Queensland Limited.	1,587.00	9.110000	14,457.57	6.11	9,700.65	4,756.92	49.04 %	3.36 %
BHP.AX BHP Group Limited	345.00	48.570000	16,756.65	30.05	10,366.15	6,390.50	61.65 %	3.90 %
COH.AX Cochlear Limited	51.00	251.670000	12,835.17	194.49	9,919.05	2,916.12	29.40 %	2.98 %
CLH.AX Collection House Limited	1,750.00	0.150000	262.50	3.46	6,048.18	(5,785.68)	(95.66) %	0.06 %
CBA.AX Commonwealth Bank Of Australia.	161.00	99.870000	16,079.07	61.92	9,969.75	6,109.32	61.28 %	3.74 %
FANG.AX Etf Fang+ Etf	1,260.00	17.030000	21,457.80	11.93	15,036.55	6,421.25	42.70 %	4.99 %
FLT.AX Flight Centre Travel Group Limited	995.00	14.850000	14,775.75	15.20	15,126.72	(350.97)	(2.32) %	3.43 %
MPL.AX Medibank Private Limited	2,314.00	3.160000	7,312.24	2.00	4,628.00	2,684.24	58.00 %	1.70 %
NAB.AX National Australia Bank Limited	600.00	26.220000	15,732.00	16.68	10,009.95	5,722.05	57.16 %	3.66 %
NVX.AX Novonix Limited	5,076.00	2.220000	11,268.72	0.99	5,019.81	6,248.91	124.48 %	2.62 %
ORG.AX Origin Energy Limited	2,123.00	4.510000	9,574.73	4.66	9,891.90	(317.17)	(3.21) %	2.23 %
VAS.AX Vanguard Australian Shares Index Etf	519.00	94.040000	48,806.76	76.51	39,708.57	9,098.19	22.91 %	11.35 %
VCX.AX Vicinity Centres	6,666.00	1.545000	10,298.97	1.50	9,985.62	313.35	3.14 %	2.39 %
WAM.AX WAM Capital Limited	4,761.00	2.190000	10,426.59	2.10	10,018.05	408.54	4.08 %	2.42 %
WBC.AX Westpac Banking Corporation	584.00	25.810000	15,073.04	17.82	10,407.63	4,665.41	44.83 %	3.50 %
WPL.AX Woodside Petroleum Ltd	456.00	22.210000	10,127.76	21.96	10,015.47	112.29	1.12 %	2.35 %

Business Focused Solutions Super Fund Investment Summary Report

As at 30 June 2021

Investment	Units	Market Price	Market Value	Average Cost	Accounting Cost	Unrealised Gain/(Loss)	Gain/(Loss)%	Portfolio Weight%
WOW.AX Woolworths Group Limited	279.00	38.130000	10,638.27	35.85	10,002.57	635.70	6.36 %	2.47 %
			308,605.94		227,284.49	81,321.45	35.78 %	71.74 %
Stapled Securities								
SYD.AX Sydney Airport	1,848.00	5.790000	10,699.92	5.42	10,017.63	682.29	6.81 %	2.49 %
			10,699.92		10,017.63	682.29	6.81 %	2.49 %
Units in Listed Unit Trusts (Australian)								
RBTZ.AX Betashares Global Robotics And Artificial Intelligence Etf	853.00	14.660000	12,504.98	11.74	10,017.11	2,487.87	24.84 %	2.91 %
NDQ.AX Betashares Nasdaq 100 Etf	370.00	32.110000	11,880.70	27.48	10,167.95	1,712.75	16.84 %	2.76 %
VGS.AX Vanguard Msci Index International Shares Etf	241.00	96.920000	23,357.72	83.85	20,208.88	3,148.84	15.58 %	5.43 %
			47,743.40		40,393.94	7,349.46	18.19 %	11.10 %
			430,191.91		337,450.14	92,741.77	27.48 %	100.00 %

Business Focused Solutions Super Fund

Investment Summary with Market Movement

As at 30 June 2021

Investment	Units	Market Price	Market Value	Average Cost	Accounting Cost	Overall	Unrealised Current Year	Realised Movement	
Cash/Bank Accounts									
	CBA Direct Investment Acc	3,994.120000	3,994.12	3,994.12	3,994.12				
	Suncorp Business Saver	5,759.960000	5,759.96	5,759.96	5,759.96				
			9,754.08		9,754.08				
Other Assets									
MACROVUE	Macrovue Holdings	1.00	53,388.570000	53,388.57	50,000.00	50,000.00	3,388.57	3,388.57	0.00
			53,388.57		50,000.00	50,000.00	3,388.57	3,388.57	0.00
Shares in Listed Companies (Australian)									
APT.AX	Afterpay Limited	400.00	118.170000	47,268.00	52.77	21,106.17	26,161.83	22,057.07	25,974.06
ANZ.AX	Australia And New Zealand Banking Group Limited	549.00	28.150000	15,454.35	18.80	10,323.70	5,130.65	5,130.65	0.00
BHP.AX	BHP Group Limited	345.00	48.570000	16,756.65	30.05	10,366.15	6,390.50	4,398.75	0.00
BOQ.AX	Bank Of Queensland Limited.	1,587.00	9.110000	14,457.57	6.11	9,700.65	4,756.92	4,756.92	0.00
COH.AX	Cochlear Limited	51.00	251.670000	12,835.17	194.49	9,919.05	2,916.12	3,199.74	0.00
CLH.AX	Collection House Limited	1,750.00	0.150000	262.50	3.46	6,048.18	(5,785.68)	(1,636.25)	0.00
CBA.AX	Commonwealth Bank Of Australia.	161.00	99.870000	16,079.07	61.92	9,969.75	6,109.32	4,902.45	0.00
FANG.AX	Etf Fang+ Etf	1,260.00	17.030000	21,457.80	11.93	15,036.55	6,421.25	6,778.80	0.00
FLT.AX	Flight Centre Travel Group Limited	995.00	14.850000	14,775.75	15.20	15,126.72	(350.97)	3,711.35	0.00
MPL.AX	Medibank Private Limited	2,314.00	3.160000	7,312.24	2.00	4,628.00	2,684.24	393.38	0.00
NAB.AX	National Australia Bank Limited	600.00	26.220000	15,732.00	16.68	10,009.95	5,722.05	4,800.00	0.00
NVX.AX	Novonix Limited	5,076.00	2.220000	11,268.72	0.99	5,019.81	6,248.91	6,852.60	0.00
ORG.AX	Origin Energy Limited	2,123.00	4.510000	9,574.73	4.66	9,891.90	(317.17)	(317.17)	0.00
VAS.AX	Vanguard Australian Shares Index Etf	519.00	94.040000	48,806.76	76.51	39,708.57	9,098.19	7,742.53	0.00
VCX.AX	Vicinity Centres	6,666.00	1.545000	10,298.97	1.50	9,985.62	313.35	766.59	0.00
WAM.AX	WAM Capital Limited	4,761.00	2.190000	10,426.59	2.10	10,018.05	408.54	408.54	0.00
WBC.AX	Westpac Banking Corporation	584.00	25.810000	15,073.04	17.82	10,407.63	4,665.41	4,665.41	0.00
WPL.AX	Woodside Petroleum Ltd	456.00	22.210000	10,127.76	21.96	10,015.47	112.29	255.36	0.00
WOW.AX	Woolworths Group Limited	279.00	38.130000	10,638.27	35.85	10,002.57	635.70	237.15	0.00
			308,605.94		227,284.49	227,284.49	81,321.45	79,103.87	25,974.06
Stapled Securities									
SYD.AX	Sydney Airport	1,848.00	5.790000	10,699.92	5.42	10,017.63	682.29	682.29	0.00

Business Focused Solutions Super Fund

Investment Summary with Market Movement

As at 30 June 2021

Investment		Units	Market Price	Market Value	Average Cost	Accounting Cost	Overall	Unrealised Current Year	Realised Movement
				10,699.92		10,017.63	682.29	682.29	0.00
Units in Listed Unit Trusts (Australian)									
RBTZ.AX	Betashares Global Robotics And Artificial Intelligence Etf	853.00	14.660000	12,504.98	11.74	10,017.11	2,487.87	2,487.87	0.00
NDQ.AX	Betashares Nasdaq 100 Etf	370.00	32.110000	11,880.70	27.48	10,167.95	1,712.75	1,712.75	0.00
VGS.AX	Vanguard Msci Index International Shares Etf	241.00	96.920000	23,357.72	83.85	20,208.88	3,148.84	3,148.84	0.00
				47,743.40		40,393.94	7,349.46	7,349.46	0.00
				430,191.91		337,450.14	92,741.77	90,524.19	25,974.06

Business Focused Solutions Super Fund Investment Movement Report

As at 30 June 2021

Investment	Opening Balance		Additions		Disposals			Closing Balance		
	Units	Cost	Units	Cost	Units	Cost	Accounting Profit/(Loss)	Units	Cost	Market Value
Bank Accounts										
CBA Direct Investment Acc		93,123.17		115,752.07		(204,881.12)			3,994.12	3,994.12
Suncorp Business Saver		38,101.05		21,531.60		(53,872.69)			5,759.96	5,759.96
		131,224.22		137,283.67		(258,753.81)			9,754.08	9,754.08
Other Assets										
MACROVUE - Macrovue Holdings			1.00	50,000.00				1.00	50,000.00	53,388.57
				50,000.00					50,000.00	53,388.57
Shares in Listed Companies (Australian)										
APT.AX - Afterpay Limited	500.00	26,390.24	304.00	20,000.00	(404.00)	(25,284.07)	25,974.06	400.00	21,106.17	47,268.00
ANZ.AX - Australia And New Zealand Banking Group Limited			549.00	10,323.70				549.00	10,323.70	15,454.35
BOQ.AX - Bank Of Queensland Limited.			1,587.00	9,700.65				1,587.00	9,700.65	14,457.57
BHP.AX - BHP Group Limited	345.00	10,366.15						345.00	10,366.15	16,756.65
COH.AX - Cochlear Limited	51.00	9,919.05						51.00	9,919.05	12,835.17
CLH.AX - Collection House Limited	1,750.00	6,048.18						1,750.00	6,048.18	262.50

Business Focused Solutions Super Fund

Investment Movement Report

As at 30 June 2021

Investment	Opening Balance		Additions		Disposals			Closing Balance		
	Units	Cost	Units	Cost	Units	Cost	Accounting Profit/(Loss)	Units	Cost	Market Value
CBA.AX - Commonwealth Bank Of Australia.	161.00	9,969.75						161.00	9,969.75	16,079.07
FANG.AX - Etf Fang+ Etf	1,260.00	15,036.55						1,260.00	15,036.55	21,457.80
FLT.AX - Flight Centre Travel Group Limited	995.00	15,126.72						995.00	15,126.72	14,775.75
MPL.AX - Medibank Private Limited	2,314.00	4,628.00						2,314.00	4,628.00	7,312.24
NAB.AX - National Australia Bank Limited	600.00	10,009.95						600.00	10,009.95	15,732.00
NVX.AX - Novonix Limited	5,076.00	5,019.81						5,076.00	5,019.81	11,268.72
ORG.AX - Origin Energy Limited			2,123.00	9,891.90				2,123.00	9,891.90	9,574.73
VAS.AX1 - Vanguard Australian Shares Index Etf	151.00	9,985.95	368.00	29,722.62				519.00	39,708.57	48,806.76
VCX.AX1 - Vicinity Centres	6,666.00	9,985.62						6,666.00	9,985.62	10,298.97
WAM.AX - WAM Capital Limited			4,761.00	10,018.05				4,761.00	10,018.05	10,426.59
WBC.AX - Westpac Banking Corporation			584.00	10,407.63				584.00	10,407.63	15,073.04
WPL.AX - Woodside Petroleum Ltd	456.00	10,015.47						456.00	10,015.47	10,127.76

Business Focused Solutions Super Fund Investment Movement Report

As at 30 June 2021

Investment	Opening Balance		Additions		Disposals			Closing Balance		Market Value
	Units	Cost	Units	Cost	Units	Cost	Accounting Profit/(Loss)	Units	Cost	
WOW.AX - Woolworths Group Limited	279.00	10,002.57						279.00	10,002.57	10,638.27
		152,504.01		100,064.55		(25,284.07)	25,974.06		227,284.49	308,605.94
Stapled Securities										
SYD.AX2 - Sydney Airport			1,848.00	10,017.63				1,848.00	10,017.63	10,699.92
				10,017.63					10,017.63	10,699.92
Units in Listed Unit Trusts (Australian)										
RBTZ.AX1 - Betashares Global Robotics And Artificial Intelligence Etf			853.00	10,017.11				853.00	10,017.11	12,504.98
NDQ.AX1 - Betashares Nasdaq 100 Etf			370.00	10,167.95				370.00	10,167.95	11,880.70
VGS.AX - Vanguard Msci Index International Shares Etf			241.00	20,208.88				241.00	20,208.88	23,357.72
				40,393.94					40,393.94	47,743.40
	283,728.23			337,759.79		(284,037.88)	25,974.06		337,450.14	430,191.91

Business Focused Solutions Super Fund

Realised Capital Gains Report

For The Period 01 July 2020 - 30 June 2021

Investment		Accounting Treatment				Tax Treatment						
Purchase Contract Date	Disposal Contract Date	Units	Cost	Proceeds	Accounting Profit/(Loss)	Adjusted Cost Base	Reduced Cost Base	Indexed Cost Base	Indexed Gains	Discounted Gains (Gross)	Other Gains	Capital Loss
Shares in Listed Companies (Australian)												
APT.AX - Afterpay Limited												
23/07/2020	20/04/2021	304.00	20,000.00	38,570.47	18,570.47	20,000.00	20,000.00	0.00	0.00	0.00	18,570.47	0.00
17/06/2020	20/04/2021	100.00	5,284.07	12,687.66	7,403.58	5,284.07	5,284.07	0.00	0.00	0.00	7,403.58	0.00
		404.00	25,284.07	51,258.13	25,974.05	25,284.07	25,284.07	0.00	0.00	0.00	25,974.05	0.00
FANG.AX - Efts Fang+ Etf												
		0.00	0.00	0.00	0.00	0.00	0.00	0.00	0.00	556.47	1,995.04	0.00
		0.00	0.00	0.00	0.00	0.00	0.00	0.00	0.00	556.47	1,995.04	0.00
VAS.AX1 - Vanguard Australian Shares Index Etf												
		0.00	0.00	0.00	0.00	0.00	0.00	0.00	0.00	57.88	0.00	0.00
		0.00	0.00	0.00	0.00	0.00	0.00	0.00	0.00	57.88	0.00	0.00
VCX.AX1 - Vicinity Centres												
		0.00	0.00	0.00	0.00	0.00	0.00	0.00	0.00	17.62	0.00	0.00
		0.00	0.00	0.00	0.00	0.00	0.00	0.00	0.00	17.62	0.00	0.00
		404.00	25,284.07	51,258.13	25,974.05	25,284.07	25,284.07	0.00	0.00	631.97	27,969.09	0.00
Units in Listed Unit Trusts (Australian)												
NDQ.AX1 - Betashares Nasdaq 100 Etf												
		0.00	0.00	0.00	0.00	0.00	0.00	0.00	0.00	323.65	0.00	0.00
		0.00	0.00	0.00	0.00	0.00	0.00	0.00	0.00	323.65	0.00	0.00
RBTZ.AX1 - Betashares Global Robotics And Artificial Intelligence Etf												
		0.00	0.00	0.00	0.00	0.00	0.00	0.00	0.00	460.02	131.12	0.00

Business Focused Solutions Super Fund
Realised Capital Gains Report

For The Period 01 July 2020 - 30 June 2021

Investment		Accounting Treatment				Tax Treatment						
Purchase Contract Date	Disposal Contract Date	Units	Cost	Proceeds	Accounting Profit/(Loss)	Adjusted Cost Base	Reduced Cost Base	Indexed Cost Base	Indexed Gains	Discounted Gains (Gross)	Other Gains	Capital Loss
Units in Listed Unit Trusts (Australian)												
		0.00	0.00	0.00	0.00	0.00	0.00	0.00	0.00	460.02	131.12	0.00
	VGS.AX - Vanguard Msci Index International Shares Etf	0.00	0.00	0.00	0.00	0.00	0.00	0.00	0.00	218.05	0.00	0.00
		0.00	0.00	0.00	0.00	0.00	0.00	0.00	0.00	218.05	0.00	0.00
		0.00	0.00	0.00	0.00	0.00	0.00	0.00	0.00	1,001.72	131.12	0.00
		404.00	25,284.07	51,258.13	25,974.05	25,284.07	25,284.07	0.00	0.00	1,633.69	28,100.21	0.00

Business Focused Solutions Super Fund

Capital Gains Reconciliation Report

For The Period 01 July 2020 - 30 June 2021

	Total	Discounted	Indexed	Other	Notional
Losses available to offset					
Carried forward from prior losses	67,171.40				
Carried forward from prior losses - Collectables	0.00				
Current year capital losses	0.00				
Current year capital losses - Collectables	0.00				
Total Losses Available	67,171.40				
Total Losses Available - Collectables	0.00				
Capital Gains					
Capital gains from disposal of assets	25,974.06	0.00	0.00	25,974.06	0.00
Capital gains from disposal of assets - Collectables	0.00	0.00	0.00	0.00	0.00
Capital gains from trust distributions	3,759.85	1,633.69	0.00	2,126.16	0.00
Capital Gains Before Losses applied	29,733.91	1,633.69	0.00	28,100.22	0.00
Losses and discount applied					
Losses applied	29,733.91	1,633.69	0.00	28,100.22	0.00
Losses applied - Collectables	0.00	0.00	0.00	0.00	0.00
Capital gains after losses applied	0.00	0.00	0.00	0.00	0.00
Capital gains after losses applied - Collectables	0.00	0.00	0.00	0.00	0.00
CGT Discount applied	0.00				
CGT Discount applied - Collectables	0.00				

Business Focused Solutions Super Fund

Capital Gains Reconciliation Report

For The Period 01 July 2020 - 30 June 2021

	Total	Discounted	Indexed	Other	Notional
Net Capital Gain					
Net capital gain	0.00				
Net capital gain - Collectables	0.00				
Total Net Capital Gain (11A)	0.00				
Net Capital Losses Carried Forward to later income					
Net Capital Losses Carried Forward to later income years	37,437.49				
Net Capital Losses Carried Forward to later income years - Collectables	0.00				
Total Net Capital Losses Carried Forward to later income years (14V)	37,437.49				

Note

Refer to Realised Gains Report for details of Disposals at a Security level

Refer to Distribution Reconciliation Report for Trust Distribution details at a Security level

Business Focused Solutions Super Fund

Investment Income Comparison Report

As at 30 June 2021

Investment	Ledger Data				ASX & UUT Data						
	Transaction Date	Income Amount	Franking Credit	Date Payable	Ex Div/Dist Date	Units On Hand	45 Day Qualified	Amount per share/unit	Estimated Income	Estimated Franking*	
Reconciled											
Shares in Listed Companies (Australian)											
ANZ.AX	Australia And New Zealand Banking Group Limited	16/12/2020	192.15	82.35	16/12/2020	09/11/2020	549.00	549.00	0.3500	192.15	82.35
BHP.AX	BHP Group Limited	22/09/2020	260.32	111.57	22/09/2020	03/09/2020	345.00	345.00	0.7546	260.32	111.57
BHP.AX	BHP Group Limited	23/03/2021	452.41	193.89	23/03/2021	04/03/2021	345.00	345.00	1.3113	452.42	193.89
BOQ.AX	Bank Of Queensland Limited.	25/11/2020	190.44	81.62	25/11/2020	04/11/2020	1,587.00	1,587.00	0.1200	190.44	81.62
BOQ.AX	Bank Of Queensland Limited.	26/05/2021	269.79	115.62	26/05/2021	05/05/2021	1,587.00	1,587.00	0.1700	269.79	115.62
CBA.AX	Commonwealth Bank Of Australia.	30/09/2020	157.78	67.62	30/09/2020	19/08/2020	161.00	161.00	0.9800	157.78	67.62
CBA.AX	Commonwealth Bank Of Australia.	30/03/2021	241.50	103.50	30/03/2021	16/02/2021	161.00	161.00	1.5000	241.50	103.50
COH.AX	Cochlear Limited	20/04/2021	58.65	0.00	20/04/2021	25/03/2021	51.00	51.00	1.1500	58.65	0.00
MPL.AX	Medibank Private Limited	24/09/2020	145.78	62.48	24/09/2020	02/09/2020	2,314.00	2,314.00	0.0630	145.78	62.48
MPL.AX	Medibank Private Limited	25/03/2021	134.21	57.52	25/03/2021	03/03/2021	2,314.00	2,314.00	0.0580	134.21	57.52
NAB.AX	National Australia Bank Limited	03/07/2020	180.00	77.14	03/07/2020	01/05/2020	600.00	600.00	0.3000	180.00	77.14
NAB.AX	National Australia Bank Limited	10/12/2020	180.00	77.14	10/12/2020	12/11/2020	600.00	600.00	0.3000	180.00	77.14
ORG.AX	Origin Energy Limited	26/03/2021	265.38	0.00	26/03/2021	03/03/2021	2,123.00	2,123.00	0.1250	265.38	0.00
WAM.AX	WAM Capital Limited	07/06/2021	368.98	158.13	07/06/2021	31/05/2021	4,761.00	4,761.00	0.0775	368.98	158.13
WBC.AX	Westpac Banking Corporation	18/12/2020	181.04	77.59	18/12/2020	11/11/2020	584.00	584.00	0.3100	181.04	77.59
WBC.AX	Westpac Banking Corporation	25/06/2021	338.72	145.17	25/06/2021	13/05/2021	584.00	584.00	0.5800	338.72	145.17
WOW.AX	Woolworths Group Limited	06/10/2020	133.92	57.39	06/10/2020	01/09/2020	279.00	279.00	0.4800	133.92	57.39
WOW.AX	Woolworths Group Limited	14/04/2021	147.87	63.37	14/04/2021	04/03/2021	279.00	279.00	0.5300	147.87	63.37
WPL.AX	Woodside Petroleum Ltd	18/09/2020	165.29	70.84	18/09/2020	24/08/2020	456.00	456.00	0.3625	165.29	70.84
WPL.AX	Woodside Petroleum Ltd	24/03/2021	69.75	29.89	24/03/2021	25/02/2021	456.00	456.00	0.1530	69.75	29.89

Business Focused Solutions Super Fund

Investment Income Comparison Report

As at 30 June 2021

Investment		Ledger Data			ASX & UUT Data						
		Transaction Date	Income Amount	Franking Credit	Date Payable	Ex Div/Dist Date	Units On Hand	45 Day Qualified	Amount per share/unit	Estimated Income	Estimated Franking*
FANG.AX	Etf Fang+ Etf	30/06/2021	2,737.00	0.00							
FANG.AX	Etf Fang+ Etf				15/07/2021	30/06/2021	1,260.00	1,260.00	2.1722	2,737.00	0.00
VAS.AX	Vanguard Australian Shares Index Etf	16/10/2020	84.59		16/10/2020	01/10/2020	279.00	279.00	0.5684	158.59	57.30
VAS.AX	Vanguard Australian Shares Index Etf	19/01/2021	120.33		19/01/2021	04/01/2021	519.00	519.00	0.4342	225.33	76.46
VAS.AX	Vanguard Australian Shares Index Etf	20/04/2021	212.61		20/04/2021	01/04/2021	519.00	519.00	0.7700	399.61	138.79
VAS.AX	Vanguard Australian Shares Index Etf	30/06/2021	654.79	352.50							
VAS.AX	Vanguard Australian Shares Index Etf				16/07/2021	01/07/2021	519.00	519.00	0.5564	288.79	61.73
VCX.AX	Vicinity Centres	02/03/2021	226.64		02/03/2021	30/12/2020	6,666.00	6,666.00	0.0340	226.64	0.00
VCX.AX	Vicinity Centres	30/06/2021	439.96								
VCX.AX	Vicinity Centres				31/08/2021	29/06/2021	6,666.00	6,666.00	0.0660	439.96	0.00
			8,609.90	1,985.33					14.2760	8,609.91	1,967.11
Units in Listed Unit Trusts (Australian)											
NDQ.AX	Betashares Nasdaq 100 Etf	19/01/2021	5.78		19/01/2021	04/01/2021	370.00	370.00	0.0264	9.78	0.00
NDQ.AX	Betashares Nasdaq 100 Etf	30/06/2021	438.60	0.00							
NDQ.AX	Betashares Nasdaq 100 Etf				16/07/2021	01/07/2021	370.00	370.00	1.1746	434.59	0.00
RBTZ.AX	Betashares Global Robotics And Artificial Intelligence Etf	30/06/2021	387.94	0.00							
RBTZ.AX	Betashares Global Robotics And Artificial Intelligence Etf				16/07/2021	01/07/2021	853.00	853.00	0.4548	387.94	0.00
VGS.AX	Vanguard Msci Index International Shares Etf	20/04/2021	41.06		20/04/2021	01/04/2021	241.00	241.00	0.3156	76.06	0.00
VGS.AX	Vanguard Msci Index International Shares Etf	30/06/2021	230.94								
VGS.AX	Vanguard Msci Index International Shares Etf				16/07/2021	01/07/2021	241.00	241.00	0.8130	195.94	0.00

Business Focused Solutions Super Fund

Investment Income Comparison Report

As at 30 June 2021

Investment	Ledger Data			ASX & UUT Data						
	Transaction Date	Income Amount	Franking Credit	Date Payable	Ex Div/Dist Date	Units On Hand	45 Day Qualified	Amount per share/unit	Estimated Income	Estimated Franking*
		1,104.32	0.00					2.7844	1,104.31	0.00
		9,714.22	1,985.33					17.0605	9,714.22	1,967.11

*Franking credit is estimated using 45 day qualified units. The estimation might not be accurate for preference shares and hedging arrangements.

Business Focused Solutions Super Fund

Members Summary

As at 30 June 2021

Opening Balances	Increases				Decreases					Closing Balance	
	Contributions	Transfers In	Net Earnings	Insurance Proceeds	Pensions Paid	Contributions Tax	Taxes Paid	Benefits Paid/ Transfers Out	Insurance Premiums		Member Expenses
Salvatore Enrico Greco (Age: 55)											
GRESAL00001A - Accumulation											
214,978.02	15,258.08		92,178.18			2,288.70	(19.39)		2,349.64		317,795.33
214,978.02	15,258.08		92,178.18			2,288.70	(19.39)		2,349.64		317,795.33
Michell Kay Greco (Age: 54)											
GREMIC00001A - Accumulation											
46,115.05	11,796.37	20,072.61	24,979.06			1,769.47	(473.39)		3,757.60		97,909.41
46,115.05	11,796.37	20,072.61	24,979.06			1,769.47	(473.39)		3,757.60		97,909.41
Serafina Greco (Age: 20)											
GRESER00001A - Accumulation											
14,869.94			6,257.11				22.61				21,104.44
14,869.94			6,257.11				22.61				21,104.44
275,963.01	27,054.45	20,072.61	123,414.35			4,058.17	(470.17)		6,107.24		436,809.18

Business Focused Solutions Super Fund

Members Statement

Salvatore Enrico Greco
 1/1355 Gympie Road
 Aspley, Queensland, 4034, Australia

Your Details

Date of Birth : Provided
 Age: 55
 Tax File Number: Provided
 Date Joined Fund: 01/03/2002
 Service Period Start Date: 01/03/2002
 Date Left Fund:
 Member Code: GRESAL00001A
 Account Start Date: 01/03/2002
 Account Phase: Accumulation Phase
 Account Description: Accumulation

Nominated Beneficiaries N/A
 Vested Benefits 317,795.33
 Total Death Benefit 1,533,301.63
 Current Salary 0.00
 Previous Salary 0.00
 Disability Benefit 0.00

Your Balance

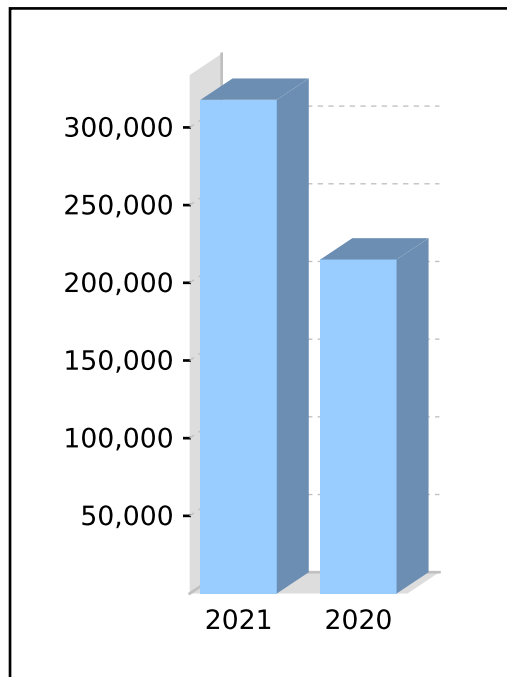
Total Benefits 317,795.33

Preservation Components

Preserved 317,795.33
 Unrestricted Non Preserved
 Restricted Non Preserved

Tax Components

Tax Free 159.65
 Taxable 317,635.68



Your Detailed Account Summary

	This Year
Opening balance at 01/07/2020	214,978.02
<u>Increases to Member account during the period</u>	
Employer Contributions	15,258.08
Personal Contributions (Concessional)	
Personal Contributions (Non Concessional)	
Government Co-Contributions	
Other Contributions	
Proceeds of Insurance Policies	
Transfers In	
Net Earnings	92,178.18
Internal Transfer In	
<u>Decreases to Member account during the period</u>	
Pensions Paid	
Contributions Tax	2,288.70
Income Tax	(19.39)
No TFN Excess Contributions Tax	
Excess Contributions Tax	
Refund Excess Contributions	
Division 293 Tax	
Insurance Policy Premiums Paid	2,349.64
Management Fees	
Member Expenses	
Benefits Paid/Transfers Out	
Superannuation Surcharge Tax	
Internal Transfer Out	
Closing balance at 30/06/2021	317,795.33

Business Focused Solutions Super Fund

Members Statement

Michell Kay Greco
 1/1355 Gympie Road
 Aspley, Queensland, 4034, Australia

Your Details

Date of Birth : Provided
 Age: 54
 Tax File Number: Provided
 Date Joined Fund: 01/03/2002
 Service Period Start Date: 01/12/2000
 Date Left Fund:
 Member Code: GREMIC00001A
 Account Start Date: 01/03/2002
 Account Phase: Accumulation Phase
 Account Description: Accumulation

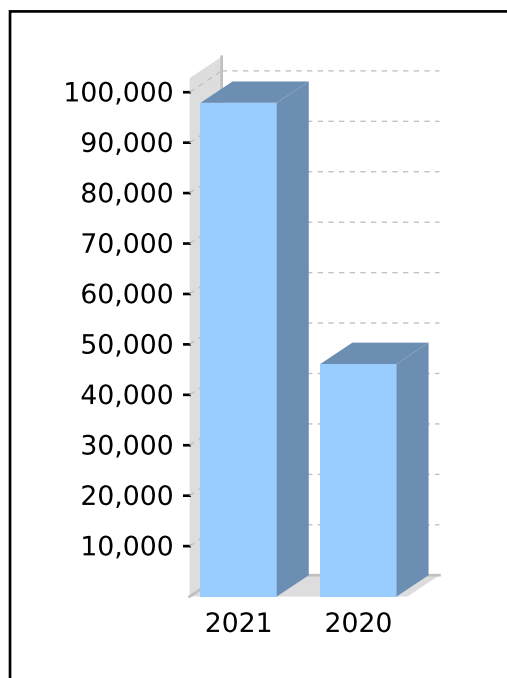
Nominated Beneficiaries Salvatore Enrico Greco
 Vested Benefits 97,909.41
 Total Death Benefit 1,313,415.71
 Current Salary 0.00
 Previous Salary 0.00
 Disability Benefit 1,215,506.30

Your Balance

Total Benefits 97,909.41

Preservation Components
 Preserved 97,909.41
 Unrestricted Non Preserved
 Restricted Non Preserved

Tax Components
 Tax Free 1,589.41
 Taxable 96,320.00



Your Detailed Account Summary

	This Year
Opening balance at 01/07/2020	46,115.05
<u>Increases to Member account during the period</u>	
Employer Contributions	6,931.44
Personal Contributions (Concessional)	4,864.93
Personal Contributions (Non Concessional)	
Government Co-Contributions	
Other Contributions	
Proceeds of Insurance Policies	
Transfers In	20,072.61
Net Earnings	24,979.06
Internal Transfer In	
<u>Decreases to Member account during the period</u>	
Pensions Paid	
Contributions Tax	1,769.47
Income Tax	(473.39)
No TFN Excess Contributions Tax	
Excess Contributions Tax	
Refund Excess Contributions	
Division 293 Tax	
Insurance Policy Premiums Paid	3,757.60
Management Fees	
Member Expenses	
Benefits Paid/Transfers Out	
Superannuation Surcharge Tax	
Internal Transfer Out	
Closing balance at 30/06/2021	97,909.41

Business Focused Solutions Super Fund

Members Statement

Serafina Greco
 Level 1 1355 Gympie Road
 Aspley, Queensland, 4034, Australia

Your Details

Date of Birth : Provided
 Age: 20
 Tax File Number: Provided
 Date Joined Fund: 01/07/2019
 Service Period Start Date: 01/07/2019
 Date Left Fund:
 Member Code: GRESER00001A
 Account Start Date: 01/07/2019
 Account Phase: Accumulation Phase
 Account Description: Accumulation

Nominated Beneficiaries N/A
 Vested Benefits 21,104.44
 Total Death Benefit 21,104.44

Your Balance

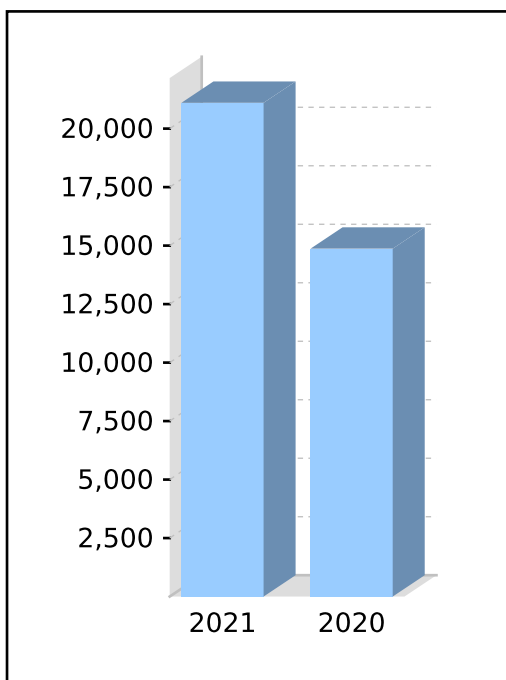
Total Benefits 21,104.44

Preservation Components

Preserved 21,104.44
 Unrestricted Non Preserved
 Restricted Non Preserved

Tax Components

Tax Free
 Taxable 21,104.44



Your Detailed Account Summary

	This Year
Opening balance at 01/07/2020	14,869.94
<u>Increases to Member account during the period</u>	
Employer Contributions	
Personal Contributions (Concessional)	
Personal Contributions (Non Concessional)	
Government Co-Contributions	
Other Contributions	
Proceeds of Insurance Policies	
Transfers In	
Net Earnings	6,257.11
Internal Transfer In	
<u>Decreases to Member account during the period</u>	
Pensions Paid	
Contributions Tax	
Income Tax	22.61
No TFN Excess Contributions Tax	
Excess Contributions Tax	
Refund Excess Contributions	
Division 293 Tax	
Insurance Policy Premiums Paid	
Management Fees	
Member Expenses	
Benefits Paid/Transfers Out	
Superannuation Surcharge Tax	
Internal Transfer Out	
Closing balance at 30/06/2021	21,104.44

Business Focused Solutions Super Fund

Statement of Taxable Income

For the year ended 30 June 2021

	2021
	\$
Benefits accrued as a result of operations	161,375.13
Less	
Non Taxable Transfer In	20,072.61
Increase in MV of investments	90,524.19
Realised Accounting Capital Gains	25,974.06
Accounting Trust Distributions	4,707.24
	<u>141,278.10</u>
Add	
Franking Credits	1,985.33
Foreign Credits	49.71
TFN Credits - Dividends	151.00
Taxable Trust Distributions	1,373.05
Distributed Foreign income	268.86
	<u>3,827.95</u>
SMSF Annual Return Rounding	(4.98)
Taxable Income or Loss	<u>23,920.00</u>
Income Tax on Taxable Income or Loss	3,588.00
Less	
Franking Credits	1,985.33
Foreign Credits	49.71
TAX PAYABLE	<u>1,552.96</u>
Less	
TFN Credits	1,024.00
CURRENT TAX OR REFUND	<u>528.96</u>
Supervisory Levy	259.00
Income Tax Instalments Paid	(4,032.00)
AMOUNT DUE OR REFUNDABLE	<u>(3,244.04)</u>

* Distribution tax components review process has not been completed for the financial year.

Business Focused Solutions Super Fund

Create Entries Report

For the period 01 July 2020 to 30 June 2021

Create Entries Financial Year Summary 01 July 2020 - 30 June 2021

Total Profit	Amount
Income	172,421.37
Less Expense	11,046.24
Total Profit	161,375.13

Tax Summary	Amount
Fund Tax Rate	15.00 %
Total Profit	161,375.13
Less Permanent Differences	90,524.19
Less Timing Differences	0.00
Less Exempt Pension Income	0.00
Less Other Non Taxable Income	20,072.61
Less LIC Deductions	0.00
Add SMSF Non Deductible Expenses	0.00
Add Other Non Deductible Expenses	0.00
Add Total Franking/Foreign/TFN/FRW Credits	2,186.04
Less Realised Accounting Capital Gains	25,974.06
Less Accounting Trust Distributions	4,707.24
Add Taxable Trust Distributions	1,373.05
Add Distributed Foreign income	268.86
Less Tax Losses Deducted	0.00
Add SMSF Annual Return Rounding	(4.98)
Taxable Income	23,920.00
Income Tax on Taxable Income or Loss	3,588.00

Profit/(Loss) Available for Allocation	Amount
Total Available Profit	120,355.31
Franking Credits	1,985.33
TFN Credits	1,024.00
Foreign Credits	49.71
FRW Credits	0.00
Total	123,364.64

Income Tax Expense Available for Allocation	Amount
Income Tax on Taxable Income or Loss	3,588.00
Member Specific Income Tax	(3,142.08)
Total Income Tax Expense Allocation	445.92

Final Segment 1 from 01 July 2020 to 30 June 2021

Pool Name Unsegregated Pool

Total Profit	Amount
Income	172,421.37
Less Expense	11,046.24
Total Profit	161,375.13

Create Entries Summary	Amount
Fund Tax Rate	15.00 %
Total Profit	161,375.13
Less Permanent Differences	90,524.19
Less Timing Differences	0.00
Less Exempt Pension Income	0.00
Less Other Non Taxable Income	20,072.61
Add SMSF Non Deductible Expenses	0.00
Add Other Non Deductible Expenses	0.00
Add Total Franking/Foreign/TFN/FRW Credits	3,059.04
Less Realised Accounting Capital Gains	25,974.06
Less Accounting Trust Distributions	4,707.24
Add Taxable Trust Distributions	1,373.05
Add Distributed Foreign income	268.86
Less Tax Losses Deducted	0.00
Add Taxable Income Adjustment	(877.98)
Taxable Income	23,920.00
Income Tax on Taxable Income or Loss	3,588.00

Member Weighted Balance Summary	Weighting%	Amount
Salvatore Enrico Greco(GRESAL00001A)	74.69	219,101.40
Michell Kay Greco(GREMIC00001A)	20.24	59,364.19
Serafina Greco(GRESER00001A)	5.07	14,869.94

Profit/(Loss) Available for Allocation

Total Available Profit	120,355.31
Franking Credits	1,985.33
TFN Credits	1,024.00
FRW Credits	0.00
Total	123,364.64

Allocation to Members	Weighting%	Amount
Salvatore Enrico Greco(GRESAL00001A)	74.69	92,141.05
Michell Kay Greco(GREMIC00001A)	20.24	24,969.00
Serafina Greco(GRESER00001A)	5.07	6,254.59

Accumulation Weighted Balance Summary	Weighting%	Amount
Salvatore Enrico Greco(GRESAL00001A)	74.69	219,101.40
Michell Kay Greco(GREMIC00001A)	20.24	59,364.19
Serafina Greco(GRESER00001A)	5.07	14,869.94

Income Tax Expense Available for Allocation		Amount
Income Tax on Taxable Income or Loss		3,588.00
Member Specific Income Tax		(3,142.08)
Total Income Tax Expense Allocation		445.92

Allocation to Members	Weighting%	Amount
Salvatore Enrico Greco(GRESAL00001A)	74.69	333.06
Michell Kay Greco(GREMIC00001A)	20.24	90.25
Serafina Greco(GRESER00001A)	5.07	22.61

Calculation of daily member weighted balances

Salvatore Enrico Greco (GRESAL00001A)

Member Balance

01/07/2020	50010	Opening Balance	214,978.02	214,978.02
14/10/2020	52420	Contributions	3,288.48	2,342.48
14/10/2020	53800	Contributions Tax	(493.27)	(351.37)
27/01/2021	52420	Contributions	3,836.56	1,629.22
27/01/2021	53800	Contributions Tax	(575.48)	(244.38)
04/03/2021	52420	Contributions	1,008.00	328.64
04/03/2021	53800	Contributions Tax	(151.20)	(49.30)
27/04/2021	52420	Contributions	3,288.48	585.62
27/04/2021	53800	Contributions Tax	(493.27)	(87.84)
25/06/2021	53920	Life Insurance Premiums	(2,349.64)	(38.62)
30/06/2021	52420	Contributions	3,836.56	10.51
30/06/2021	53800	Contributions Tax	(575.48)	(1.58)
		Total Amount (Weighted)		219,101.40

Michell Kay Greco (GREMIC00001A)

Member Balance

01/07/2020	50010	Opening Balance	46,115.05	46,115.05
14/10/2020	52420	Contributions	876.90	624.64
14/10/2020	53800	Contributions Tax	(131.54)	(93.70)
01/12/2020	52850	Transfers In	20,072.61	11,658.61
27/01/2021	52420	Contributions	1,023.05	434.45
27/01/2021	53800	Contributions Tax	(153.46)	(65.17)
27/04/2021	52420	Contributions	1,008.44	179.59
27/04/2021	53800	Contributions Tax	(151.27)	(26.94)
13/05/2021	52420	Contributions	4,864.93	653.10
13/05/2021	53800	Contributions Tax	(729.74)	(97.97)
25/06/2021	52420	Contributions	3,000.00	49.32
25/06/2021	53800	Contributions Tax	(450.00)	(7.40)
25/06/2021	53920	Life Insurance Premiums	(3,757.60)	(61.77)
30/06/2021	52420	Contributions	1,023.05	2.80
30/06/2021	53800	Contributions Tax	(153.46)	(0.42)
		Total Amount (Weighted)		59,364.19

Calculation of daily member weighted balances

Serafina Greco (GRESER00001A)

Member Balance

01/07/2020	50010	Opening Balance	14,869.94	14,869.94
		Total Amount (Weighted)		14,869.94

Calculation of Net Capital Gains

Capital gains from Unsegregated Pool	29,733.91
Capital gains from Unsegregated Pool - Collectables	0.00
Capital Gain Adjustment from prior segments	0.00
Realised Notional gains	0.00
Carried forward losses from prior years	67,171.40
Current year capital losses from Unsegregated Pool	0.00
Current year capital losses from Unsegregated Pool - Collectables	0.00
Losses Applied	29,733.91
Total CGT Discount Applied	0.00
Capital Gain /(Losses carried forward)	0.00
CGT allocated in prior segments	0.00
Allocations of Net Capital Gains to Pools	
Capital Gain Proportion - Unsegregated Pool (29733.91/29733.91)=100.00%	0.00

Foreign Tax Offset Calculations

Segment 01 July 2020 to 30 June 2021

Claimable FTO - Unsegregated Pool	49.71
Claimable FTO	49.71

Total Claimable Foreign Credits for the Year **49.71**

Foreign Tax Offset (Label C1) 49.71

Applied/Claimed FTO 49.71

Allocations of Foreign Tax Offset to Members

Salvatore Enrico Greco(GRESAL00001A) - 74.69 %	37.13
Michell Kay Greco(GREMIC00001A) - 20.24 %	10.06
Serafina Greco(GRESER00001A) - 5.07 %	2.52
Total Foreign Tax Offset Allocated to Members	49.71

Self-managed superannuation fund annual return **2021**

Who should complete this annual return?

Only self-managed superannuation funds (SMSFs) can complete this annual return. All other funds must complete the *Fund income tax return 2021* (NAT 71287).

- ❗ The *Self-managed superannuation fund annual return instructions 2021* (NAT 71606) (the instructions) can assist you to complete this annual return.
- ➡ The SMSF annual return cannot be used to notify us of a change in fund membership. You must update fund details via ABR.gov.au or complete the Change of details for superannuation entities form (NAT 3036).

To complete this annual return

- Print clearly, using a BLACK pen only.
- Use BLOCK LETTERS and print one character per box.

S M I T # S T

- Place in ALL applicable boxes.

- ➡ Postal address for annual returns:

Australian Taxation Office
GPO Box 9845
 [insert the name and postcode
 of your capital city]

For example;

Australian Taxation Office
GPO Box 9845
SYDNEY NSW 2001

Section A: Fund information

1 Tax file number (TFN)

- ➡ To assist processing, write the fund's TFN at the top of pages 3, 5, 7 and 9.

- ❗ The ATO is authorised by law to request your TFN. You are not obliged to quote your TFN but not quoting it could increase the chance of delay or error in processing your annual return. See the Privacy note in the Declaration.

2 Name of self-managed superannuation fund (SMSF)

Business Focused Solutions Super Fund

3 Australian business number (ABN) (if applicable)

4 Current postal address

PO Box 354

Suburb/town

Aspley

State/territory

QLD

Postcode

4034

5 Annual return status

Is this an amendment to the SMSF's 2021 return?

A No Yes

Is this the first required return for a newly registered SMSF?

B No Yes

Tax File Number **6 SMSF auditor**

Auditor's name

Title: Mr Mrs Miss Ms Other

Family name

First given name

Other given names

SMSF Auditor Number

Auditor's phone number

Postal address

Suburb/town

State/territory

Postcode

Date audit was completed **A** / /

Was Part A of the audit report qualified?

B No Yes

Was Part B of the audit report qualified?

C No Yes

If Part B of the audit report was qualified, have the reported issues been rectified?

D No Yes **7 Electronic funds transfer (EFT)**

We need your self-managed super fund's financial institution details to pay any super payments and tax refunds owing to you.

A Fund's financial institution account details

This account is used for super contributions and rollovers. Do not provide a tax agent account here.

Fund BSB number

Fund account number

Fund account name

I would like my tax refunds made to this account. Go to C.**B Financial institution account details for tax refunds**

This account is used for tax refunds. You can provide a tax agent account here.

BSB number

Account number

Account name

C Electronic service address alias

Provide the electronic service address alias (ESA) issued by your SMSF messaging provider. (For example, SMSFdataESAAlias). See instructions for more information.

Tax File Number

- 8 Status of SMSF** Australian superannuation fund **A** No Yes Fund benefit structure **B** Code
- Does the fund trust deed allow acceptance of the Government's Super Co-contribution and Low Income Super Amounts? **C** No Yes

9 Was the fund wound up during the income year?

- No Yes If yes, provide the date on which the fund was wound up Day / Month / Year Have all tax lodgment and payment obligations been met? No Yes

10 Exempt current pension income

Did the fund pay retirement phase superannuation income stream benefits to one or more members in the income year?

- To claim a tax exemption for current pension income, you must pay at least the minimum benefit payment under the law. Record exempt current pension income at Label **A**.

No Go to Section B: Income.Yes Exempt current pension income amount **A** \$

Which method did you use to calculate your exempt current pension income?

Segregated assets method **B** Unsegregated assets method **C** Was an actuarial certificate obtained? **D** Yes

Did the fund have any other income that was assessable?

E Yes Go to Section B: Income.No Choosing 'No' means that you do not have any assessable income, including no-TFN quoted contributions. Go to Section C: Deductions and non-deductible expenses. (Do **not** complete Section B: Income.)

- If you are entitled to claim any tax offsets, you can list these at Section D: Income tax calculation statement.

Tax File Number **Provided**

Section B: Income

Do not complete this section if all superannuation interests in the SMSF were supporting superannuation income streams in the retirement phase for the **entire year**, there was **no** other income that was assessable, and you **have not** realised a deferred notional gain. If you are entitled to claim any tax offsets, you can record these at Section D: Income tax calculation statement.

11 Income

Did you have a capital gains tax (CGT) event during the year? **G** No Yes

If the total capital loss or total capital gain is greater than \$10,000 or you elected to use the transitional CGT relief in 2017 and the deferred notional gain has been realised, complete and attach a *Capital gains tax (CGT) schedule 2021*.

Have you applied an exemption or rollover? **M** No Yes Code

Net capital gain **A** \$

Gross rent and other leasing and hiring income **B** \$

Gross interest **C** \$

Forestry managed investment scheme income **X** \$

Gross foreign income **D1** \$ Net foreign income **D** \$ Loss

Australian franking credits from a New Zealand company **E** \$

Transfers from foreign funds **F** \$ Number

Gross payments where ABN not quoted **H** \$

Gross distribution from partnerships **I** \$ Loss

Calculation of assessable contributions
Assessable employer contributions
R1 \$

plus Assessable personal contributions
R2 \$

plus ****No-TFN-quoted contributions**
R3 \$
(an amount must be included even if it is zero)

less Transfer of liability to life insurance company or PST
R6 \$

*Unfranked dividend amount **J** \$

*Franked dividend amount **K** \$

*Dividend franking credit **L** \$

*Gross trust distributions **M** \$ Code

Assessable contributions
R \$
(R1 plus R2 plus R3 less R6)

Calculation of non-arm's length income

*Net non-arm's length private company dividends
U1 \$

plus *Net non-arm's length trust distributions
U2 \$

plus *Net other non-arm's length income
U3 \$

*Other income **S** \$ Code

*Assessable income due to changed tax status of fund **T** \$

Net non-arm's length income
U \$
(subject to 45% tax rate) (U1 plus U2 plus U3)

#This is a mandatory label.

*If an amount is entered at this label, check the instructions to ensure the correct tax treatment has been applied.

GROSS INCOME **W** \$ Loss
(Sum of labels A to U)

Exempt current pension income **Y** \$

TOTAL ASSESSABLE INCOME **V** \$ Loss
(W less Y)

Tax File Number Provided

Section C: Deductions and non-deductible expenses

12 Deductions and non-deductible expenses

Under 'Deductions' list all expenses and allowances you are entitled to claim a deduction for. Under 'Non-deductible expenses', list all other expenses or normally allowable deductions that you cannot claim as a deduction (for example, all expenses related to exempt current pension income should be recorded in the 'Non-deductible expenses' column).

	DEDUCTIONS		NON-DEDUCTIBLE EXPENSES
Interest expenses within Australia	A1 \$ <input style="width: 150px;" type="text"/>		A2 \$ <input style="width: 150px;" type="text"/>
Interest expenses overseas	B1 \$ <input style="width: 150px;" type="text"/>		B2 \$ <input style="width: 150px;" type="text"/>
Capital works expenditure	D1 \$ <input style="width: 150px;" type="text"/>		D2 \$ <input style="width: 150px;" type="text"/>
Decline in value of depreciating assets	E1 \$ <input style="width: 150px;" type="text"/>		E2 \$ <input style="width: 150px;" type="text"/>
Insurance premiums – members	F1 \$ <input style="width: 150px;" type="text" value="6,107"/>		F2 \$ <input style="width: 150px;" type="text"/>
SMSF auditor fee	H1 \$ <input style="width: 150px;" type="text" value="275"/>		H2 \$ <input style="width: 150px;" type="text"/>
Investment expenses	I1 \$ <input style="width: 150px;" type="text"/>		I2 \$ <input style="width: 150px;" type="text"/>
Management and administration expenses	J1 \$ <input style="width: 150px;" type="text" value="4,664"/>		J2 \$ <input style="width: 150px;" type="text"/>
Forestry managed investment scheme expense	U1 \$ <input style="width: 150px;" type="text"/>		U2 \$ <input style="width: 150px;" type="text"/>
Other amounts	L1 \$ <input style="width: 150px;" type="text"/>	Code <input style="width: 20px;" type="text"/>	L2 \$ <input style="width: 150px;" type="text" value="4,605"/>
Tax losses deducted	M1 \$ <input style="width: 150px;" type="text"/>		

TOTAL DEDUCTIONS
N \$ <input style="width: 100px;" type="text" value="11,046"/>
(Total A1 to M1)

TOTAL NON-DEDUCTIBLE EXPENSES
Y \$ <input style="width: 100px;" type="text" value="4,605"/>
(Total A2 to L2)

#TAXABLE INCOME OR LOSS	Loss <input style="width: 20px;" type="checkbox"/>
O \$ <input style="width: 100px;" type="text" value="23,920"/>	
(TOTAL ASSESSABLE INCOME less TOTAL DEDUCTIONS)	

TOTAL SMSF EXPENSES
Z \$ <input style="width: 100px;" type="text" value="15,651"/>
(N plus Y)

#This is a mandatory label.

Tax File Number Provided**Section D: Income tax calculation statement****#Important:**

Section B label **R3**, Section C label **O** and Section D labels **A, T1, J, T5** and **I** are mandatory. If you leave these labels blank, you will have specified a zero amount.

13 Calculation statement

Please refer to the *Self-managed superannuation fund annual return instructions 2021* on how to complete the calculation statement.

#Taxable income	A \$	<input type="text" value="23,920"/>
		<i>(an amount must be included even if it is zero)</i>
#Tax on taxable income	T1 \$	<input type="text" value="3,588.00"/>
		<i>(an amount must be included even if it is zero)</i>
#Tax on no-TFN-quoted contributions	J \$	<input type="text" value="0.00"/>
		<i>(an amount must be included even if it is zero)</i>

Gross tax **B \$**
(T1 plus J)

Foreign income tax offset	C1 \$	<input type="text" value="49.71"/>	
Rebates and tax offsets	C2 \$	<input type="text"/>	Non-refundable non-carry forward tax offsets
			C \$
			<input type="text" value="49.71"/>
			<i>(C1 plus C2)</i>

SUBTOTAL 1

T2 \$
(B less C – cannot be less than zero)

Early stage venture capital limited partnership tax offset	D1 \$	<input type="text" value="0.00"/>	
Early stage venture capital limited partnership tax offset carried forward from previous year	D2 \$	<input type="text" value="0.00"/>	Non-refundable carry forward tax offsets
Early stage investor tax offset	D3 \$	<input type="text" value="0.00"/>	D \$
Early stage investor tax offset carried forward from previous year	D4 \$	<input type="text" value="0.00"/>	<input type="text" value="0.00"/>
			<i>(D1 plus D2 plus D3 plus D4)</i>
			SUBTOTAL 2
			T3 \$
			<input type="text" value="3,538.29"/>
			<i>(T2 less D – cannot be less than zero)</i>

Complying fund's franking credits tax offset	E1 \$	<input type="text" value="1,985.33"/>	
No-TFN tax offset	E2 \$	<input type="text"/>	
National rental affordability scheme tax offset	E3 \$	<input type="text"/>	
Exploration credit tax offset	E4 \$	<input type="text" value="0.00"/>	Refundable tax offsets
			E \$
			<input type="text" value="1,985.33"/>
			<i>(E1 plus E2 plus E3 plus E4)</i>

#TAX PAYABLE **T5 \$**
(T3 less E – cannot be less than zero)

Section 102AAM interest charge

G \$

Tax File Number

Credit for interest on early payments – amount of interest	H1 \$ <input type="text"/>
Credit for tax withheld – foreign resident withholding (excluding capital gains)	H2 \$ <input type="text"/>
Credit for tax withheld – where ABN or TFN not quoted (non-individual)	H3 \$ <input type="text" value="1,024.00"/>
Credit for TFN amounts withheld from payments from closely held trusts	H5 \$ <input type="text" value="0.00"/>
Credit for interest on no-TFN tax offset	H6 \$ <input type="text"/>
Credit for foreign resident capital gains withholding amounts	H8 \$ <input type="text" value="0.00"/>
Eligible credits	
	H \$ <input type="text" value="1,024.00"/> <i>(H1 plus H2 plus H3 plus H5 plus H6 plus H8)</i>

#Tax offset refunds (Remainder of refundable tax offsets)	I \$ <input type="text" value="0.00"/> <i>(unused amount from label E – an amount must be included even if it is zero)</i>
---	--

PAYG instalments raised

K \$

Supervisory levy

L \$

Supervisory levy adjustment for wound up funds

M \$

Supervisory levy adjustment for new funds

N \$

AMOUNT DUE OR REFUNDABLE A positive amount at S is what you owe, while a negative amount is refundable to you.	S \$ <input type="text" value="-3,244.04"/> <i>(T5 plus G less H less I less K plus L less M plus N)</i>
---	--

#This is a mandatory label.

Section E: Losses

14 Losses

! If total loss is greater than \$100,000, complete and attach a *Losses schedule 2021*.

Tax losses carried forward to later income years **U \$**

Net capital losses carried forward to later income years **V \$**

Tax File Number

Section F: Member information

MEMBER 1

Title: Mr Mrs Miss Ms Other

Family name

First given name Other given names

Member's TFN See the Privacy note in the Declaration. Date of birth

Contributions

OPENING ACCOUNT BALANCE \$

i Refer to instructions for completing these labels.

Employer contributions

A \$

ABN of principal employer

A1

Personal contributions

B \$

CGT small business retirement exemption

C \$

CGT small business 15-year exemption amount

D \$

Personal injury election

E \$

Spouse and child contributions

F \$

Other third party contributions

G \$

Proceeds from primary residence disposal

H \$

Receipt date Day Month Year

H1 / /

Assessable foreign superannuation fund amount

I \$

Non-assessable foreign superannuation fund amount

J \$

Transfer from reserve: assessable amount

K \$

Transfer from reserve: non-assessable amount

L \$

Contributions from non-complying funds and previously non-complying funds

T \$

Any other contributions (including Super Co-contributions and Low Income Super Amounts)

M \$

TOTAL CONTRIBUTIONS N \$

(Sum of labels **A** to **M**)

Other transactions

Allocated earnings or losses **O** \$ Loss

Accumulation phase account balance

S1 \$

Retirement phase account balance - Non CDBIS

S2 \$

Retirement phase account balance - CDBIS

S3 \$

Inward rollovers and transfers

P \$

Outward rollovers and transfers

Q \$

Lump Sum payments

R1 \$

Income stream payments

R2 \$

TRIS Count

CLOSING ACCOUNT BALANCE S \$

(**S1** plus **S2** plus **S3**)

Accumulation phase value **X1** \$

Retirement phase value **X2** \$

Outstanding limited recourse borrowing arrangement amount **Y** \$

Tax File Number

MEMBER 2

Title: Mr Mrs Miss Ms Other

Family name

First given name Other given names

Member's TFN Date of birth

Contributions

OPENING ACCOUNT BALANCE \$

i Refer to instructions for completing these labels.

Employer contributions

A \$

ABN of principal employer

A1

Personal contributions

B \$

CGT small business retirement exemption

C \$

CGT small business 15-year exemption amount

D \$

Personal injury election

E \$

Spouse and child contributions

F \$

Other third party contributions

G \$

Proceeds from primary residence disposal

H \$

Receipt date

H1 / /

Assessable foreign superannuation fund amount

I \$

Non-assessable foreign superannuation fund amount

J \$

Transfer from reserve: assessable amount

K \$

Transfer from reserve: non-assessable amount

L \$

Contributions from non-complying funds and previously non-complying funds

T \$

Any other contributions (including Super Co-contributions and Low Income Super Amounts)

M \$

TOTAL CONTRIBUTIONS N \$

(Sum of labels **A** to **M**)

Other transactions

Allocated earnings or losses

O \$ Loss

Inward rollovers and transfers

P \$

Outward rollovers and transfers

Q \$

Lump Sum payments

R1 \$ Code

Income stream payments

R2 \$ Code

Accumulation phase account balance

S1 \$

Retirement phase account balance - Non CDBIS

S2 \$

Retirement phase account balance - CDBIS

S3 \$

TRIS Count

CLOSING ACCOUNT BALANCE S \$

(**S1** plus **S2** plus **S3**)

Accumulation phase value **X1** \$

Retirement phase value **X2** \$

Outstanding limited recourse borrowing arrangement amount **Y** \$

Tax File Number

MEMBER 3

Title: Mr Mrs Miss Ms Other

Family name

First given name Other given names

Member's TFN Date of birth

Contributions

OPENING ACCOUNT BALANCE \$

! Refer to instructions for completing these labels.

Employer contributions

A \$

ABN of principal employer

A1

Personal contributions

B \$

CGT small business retirement exemption

C \$

CGT small business 15-year exemption amount

D \$

Personal injury election

E \$

Spouse and child contributions

F \$

Other third party contributions

G \$

Proceeds from primary residence disposal

H \$

Receipt date Day Month Year

H1 / /

Assessable foreign superannuation fund amount

I \$

Non-assessable foreign superannuation fund amount

J \$

Transfer from reserve: assessable amount

K \$

Transfer from reserve: non-assessable amount

L \$

Contributions from non-complying funds and previously non-complying funds

T \$

Any other contributions (including Super Co-contributions and Low Income Super Amounts)

M \$

TOTAL CONTRIBUTIONS N \$

(Sum of labels **A** to **M**)

Other transactions

Allocated earnings or losses **O** \$ Loss

Accumulation phase account balance

S1 \$

Retirement phase account balance - Non CDBIS

S2 \$

Retirement phase account balance - CDBIS

S3 \$

TRIS Count

Inward rollovers and transfers

P \$

Outward rollovers and transfers

Q \$

Lump Sum payments

R1 \$

Income stream payments

R2 \$

Code

Code

CLOSING ACCOUNT BALANCE S \$

(**S1** plus **S2** plus **S3**)

Accumulation phase value **X1** \$

Retirement phase value **X2** \$

Outstanding limited recourse borrowing arrangement amount **Y** \$

Tax File Number **Section H: Assets and liabilities****15 ASSETS****15a Australian managed investments**Listed trusts **A** \$ Unlisted trusts **B** \$ Insurance policy **C** \$ Other managed investments **D** \$ **15b Australian direct investments**Cash and term deposits **E** \$ **Limited recourse borrowing arrangements**

Australian residential real property

J1 \$

Australian non-residential real property

J2 \$

Overseas real property

J3 \$

Australian shares

J4 \$

Overseas shares

J5 \$

Other

J6 \$

Property count

J7 Debt securities **F** \$ Loans **G** \$ Listed shares **H** \$ Unlisted shares **I** \$ Limited recourse borrowing arrangements **J** \$ Non-residential real property **K** \$ Residential real property **L** \$ Collectables and personal use assets **M** \$ Other assets **O** \$ **15c Other investments**Crypto-Currency **N** \$ **15d Overseas direct investments**Overseas shares **P** \$ Overseas non-residential real property **Q** \$ Overseas residential real property **R** \$ Overseas managed investments **S** \$ Other overseas assets **T** \$ **TOTAL AUSTRALIAN AND OVERSEAS ASSETS U** \$
(Sum of labels **A** to **T**)**15e In-house assets**

Did the fund have a loan to, lease to or investment in, related parties (known as in-house assets) at the end of the income year?

A No Yes \$

Tax File Number

15f Limited recourse borrowing arrangements

If the fund had an LRBA were the LRBA borrowings from a licensed financial institution? **A** No Yes

Did the members or related parties of the fund use personal guarantees or other security for the LRBA? **B** No Yes

16 LIABILITIES

Borrowings for limited recourse borrowing arrangements	V1 \$ <input type="text"/>	
Permissible temporary borrowings	V2 \$ <input type="text"/>	
Other borrowings	V3 \$ <input type="text"/>	
		Borrowings V \$ <input type="text"/>
Total member closing account balances (total of all CLOSING ACCOUNT BALANCES from Sections F and G)		W \$ <input type="text" value="436,807"/>
Reserve accounts		X \$ <input type="text"/>
Other liabilities		Y \$ <input type="text"/>
TOTAL LIABILITIES		Z \$ <input type="text" value="436,807"/>

Section I: Taxation of financial arrangements

17 Taxation of financial arrangements (TOFA)

Total TOFA gains **H** \$

Total TOFA losses **I** \$

Section J: Other information

Family trust election status

If the trust or fund has made, or is making, a family trust election, write the four-digit **income year specified** of the election (for example, for the 2020–21 income year, write **2021**). **A**


If revoking or varying a family trust election, print **R** for revoke or print **V** for variation, and complete and attach the *Family trust election, revocation or variation 2021*. **B**

Interposed entity election status

If the trust or fund has an existing election, write the earliest income year specified. If the trust or fund is making one or more elections this year, write the earliest income year being specified and complete an *Interposed entity election or revocation 2021* for each election. **C**

If revoking an interposed entity election, print **R**, and complete and attach the *Interposed entity election or revocation 2021*. **D**

Tax File Number **Section K: Declarations**

 Penalties may be imposed for false or misleading information in addition to penalties relating to any tax shortfalls.

Important

Before making this declaration check to ensure that all income has been disclosed and the annual return, all attached schedules and any additional documents are true and correct in every detail. If you leave labels blank, you will have specified a zero amount or the label was not applicable to you. If you are in doubt about any aspect of the annual return, place all the facts before the ATO.

Privacy

The ATO is authorised by the *Taxation Administration Act 1953* to request the provision of tax file numbers (TFNs). We will use the TFN to identify the entity in our records. It is not an offence not to provide the TFN. However if you do not provide the TFN, the processing of this form may be delayed.

Taxation law authorises the ATO to collect information and disclose it to other government agencies. For information about your privacy go to ato.gov.au/privacy

TRUSTEE'S OR DIRECTOR'S DECLARATION:

I declare that, the current trustees and directors have authorised this annual return and it is documented as such in the SMSF's records. I have received a copy of the audit report and are aware of any matters raised therein. The information on this annual return, including any attached schedules and additional documentation is true and correct.

Authorised trustee's, director's or public officer's signature

Date / /

Preferred trustee or director contact details:

Title: Mr Mrs Miss Ms Other

Family name

First given name

Other given names

Phone number

Email address

Non-individual trustee name (if applicable)

ABN of non-individual trustee

Time taken to prepare and complete this annual return Hrs

 The Commissioner of Taxation, as Registrar of the Australian Business Register, may use the ABN and business details which you provide on this annual return to maintain the integrity of the register. For further information, refer to the instructions.

TAX AGENT'S DECLARATION:

I declare that the *Self-managed superannuation fund annual return 2021* has been prepared in accordance with information provided by the trustees, that the trustees have given me a declaration stating that the information provided to me is true and correct, and that the trustees have authorised me to lodge this annual return.

Tax agent's signature

Date / /

Tax agent's contact details

Title: Mr Mrs Miss Ms Other

Family name

First given name

Other given names

Tax agent's practice

Tax agent's phone number

Reference number

Tax agent number

Capital gains tax (CGT) schedule

202%

When completing this form

- Print clearly, using a black or dark blue pen only.
- Use BLOCK LETTERS and print one character in each box.

S	M	I	T	H	S	T													
---	---	---	---	---	---	---	--	--	--	--	--	--	--	--	--	--	--	--	--

- Do not use correction fluid or covering stickers.
- Sign next to any corrections with your **full signature** (not initials).

- Use in conjunction with company, trust, fund income tax return or the self-managed superannuation fund annual return.
- Refer to the *Guide to capital gains tax 202F* available on our website at ato.gov.au for instructions on how to complete this schedule.

Tax file number (TFN)

! We are authorised by law to request your TFN. You do not have to quote your TFN. However, if you don't it could increase the chance of delay or error in processing your form.

Australian business number (ABN)

Taxpayer's name

Business Focused Solutions Super Fund

1 Current year capital gains and capital losses

	Capital gain	Capital loss
Shares in companies listed on an Australian securities exchange	A \$ <input type="text" value="26,050"/>	K \$ <input type="text"/>
Other shares	B \$ <input type="text" value="2,551"/>	L \$ <input type="text"/>
Units in unit trusts listed on an Australian securities exchange	C \$ <input type="text" value="1,132"/>	M \$ <input type="text"/>
Other units	D \$ <input type="text"/>	N \$ <input type="text"/>
Real estate situated in Australia	E \$ <input type="text"/>	O \$ <input type="text"/>
Other real estate	F \$ <input type="text"/>	P \$ <input type="text"/>
Amount of capital gains from a trust (including a managed fund)	G \$ <input type="text"/>	
Collectables	H \$ <input type="text"/>	Q \$ <input type="text"/>
Other CGT assets and any other CGT events	I \$ <input type="text"/>	R \$ <input type="text"/>
Amount of capital gain previously deferred under transitional CGT relief for superannuation funds	S \$ <input type="text" value="0"/>	
Total current year capital gains	J \$ <input type="text" value="29,733"/>	

Add the amounts at labels **K** to **R** and write the total in item 2 label **A** – **Total current year capital losses**.

Tax File Number

Provided

2 Capital lossesTotal current year capital losses **A** \$ Total current year capital losses applied **B** \$ Total prior year net capital losses applied **C** \$ Total capital losses transferred in applied
(only for transfers involving a foreign bank branch or
permanent establishment of a foreign financial entity) **D** \$ Total capital losses applied **E** \$ Add amounts at **B**, **C** and **D**.**3 Unapplied net capital losses carried forward**Net capital losses from collectables carried forward to later income years **A** \$ Other net capital losses carried forward to later income years **B** \$ Add amounts at **A** and **B** and transfer the total
to label **V** – **Net capital losses carried forward
to later income years** on your tax return.**4 CGT discount**Total CGT discount applied **A** \$ **5 CGT concessions for small business**Small business active asset reduction **A** \$ Small business retirement exemption **B** \$ Small business rollover **C** \$ Total small business concessions applied **D** \$ **6 Net capital gain**Net capital gain **A** \$ **1J** less **2E** less **4A** less **5D** (cannot be less than
zero). Transfer the amount at **A** to label **A** – **Net
capital gain** on your tax return.

Tax File Number

7 Earnout arrangements

Are you a party to an earnout arrangement? **A** Yes, as a buyer Yes, as a seller No
 (Print in the appropriate box.)

! If you are a party to more than one earnout arrangement, copy and attach a separate sheet to this schedule providing the details requested here for each additional earnout arrangement.

How many years does the earnout arrangement run for? **B**

What year of that arrangement are you in? **C**

If you are the seller, what is the total estimated capital proceeds from the earnout arrangement? **D** \$

Amount of any capital gain or loss you made under your non-qualifying arrangement in the income year. **E** \$ / ^{LOSS}

! **Request for amendment**

If you received or provided a financial benefit under a look-through earnout right created in an earlier income year and you wish to seek an amendment to that earlier income year, complete the following:

Income year earnout right created **F**

Amended net capital gain or capital losses carried forward **G** \$ / ^{LOSS}

8 Other CGT information required (if applicable)

Small business 15 year exemption – exempt capital gains **A** \$ / ^{CODE}

Capital gains disregarded by a foreign resident **B** \$

Capital gains disregarded as a result of a scrip for scrip rollover **C** \$

Capital gains disregarded as a result of an inter-company asset rollover **D** \$

Capital gains disregarded by a demerging entity **E** \$

Tax File Number

Taxpayer's declaration

! If the schedule is not lodged with the income tax return you are required to sign and date the schedule.

Important

Before making this declaration check to ensure that all the information required has been provided on this form and any attachments to this form, and that the information provided is true and correct in every detail. If you are in doubt about any aspect of the tax return, place all the facts before the ATO. The income tax law imposes heavy penalties for false or misleading statements.

Privacy

Taxation law authorises the ATO to collect information and disclose it to other government agencies. This includes personal information of the person authorised to sign the declaration. For information about your privacy go to ato.gov.au/privacy

I declare that the information on this form is true and correct.

Signature

Date

Day	Month	Year
<input type="text"/>	<input type="text"/>	<input type="text"/>

Contact name

Salvatore Enrico Greco

Daytime contact number (include area code)

0732635200

Losses schedule

202%

Companies and trusts that do not join consolidated groups should complete and attach this schedule to their 202F tax return. Superannuation funds should complete and attach this schedule to their 202F tax return.

Print neatly in BLOCK LETTERS with a black or blue ballpoint pen only. Print one letter or number in each box. Do not use correction fluid or tape.

Place in all applicable boxes.

Refer to *Losses schedule instructions 202F*, available on our website ato.gov.au for instructions on how to complete this schedule.

Tax file number (TFN)

Provided

Name of entity

Business Focused Solutions Super Fund

Australian business number

39452788105

Part A – Losses carried forward to the 202%-2& income year – excludes film losses

1 Tax losses carried forward to later income years

Year of loss		
200€–2F	B	
201J–0€	C	
201i –1J	D	
201Ī –1i	E	
201î –1î	F	
201Í –1Î and earlier income years	G	
Total	U	

Transfer the amount at **U** to the **Tax losses carried forward to later income years** label on your tax return.

2 Net capital losses carried forward to later income years

Year of loss		
2020–21	H	
2019–20	I	
201i –19	J	
201î –1i	K	
201Í –1Î	L	
201Í –1Î and earlier income years	M	37,437
Total	V	37,437

Transfer the amount at **V** to the **Net capital losses carried forward to later income years** label on your tax return.

Tax File Number **Part B – Ownership and business continuity test** – company and listed widely held trust only

Complete item 3 of **Part B** if a loss is being carried forward to later income years and the business continuity test has to be satisfied in relation to that loss.

Do not complete items 1 or 2 of **Part B** if, in the 2020–21 income year, no loss has been claimed as a deduction, applied against a net capital gain or, in the case of companies, losses have not been transferred in or out.

1 Whether continuity of majority ownership test passed

Note: If the entity has deducted, applied, transferred in or transferred out (as applicable) in the 2020–21 income year a loss incurred in any of the listed years, print **X** in the **Yes** or **No** box to indicate whether the entity has satisfied the continuity of majority ownership test in respect of that loss.

Year of loss		Yes	No
2020–21	A	<input type="checkbox"/>	<input type="checkbox"/>
2019–20	B	<input type="checkbox"/>	<input type="checkbox"/>
2018–19	C	<input type="checkbox"/>	<input type="checkbox"/>
2017–18	D	<input type="checkbox"/>	<input type="checkbox"/>
2016–17	E	<input checked="" type="checkbox"/>	<input type="checkbox"/>
2015–16 and earlier income years	F	<input type="checkbox"/>	<input type="checkbox"/>

2 Amount of losses deducted/applied for which the continuity of majority ownership test is not passed but the business continuity test is satisfied – excludes film lossesTax losses **G** Net capital losses **H** **3 Losses carried forward for which the business continuity test must be satisfied before they can be deducted/applied in later years** – excludes film lossesTax losses **I** Net capital losses **J** **4 Do current year loss provisions apply?**

Is the company required to calculate its taxable income or tax loss for the year under Subdivision 165-B or its net capital gain or net capital loss for the year under Subdivision 165-CB of the *Income Tax Assessment Act 1997* (ITAA 1997)?

K Yes No **Part C – Unrealised losses** – company only

Note: These questions relate to the operation of Subdivision 165-CC of ITAA 1997.

Has a changeover time occurred in relation to the company after 1.00pm by legal time in the Australian Capital Territory on 11 November 1999?

L Yes No

If you printed **X** in the **No** box at **L**, do not complete **M**, **N** or **O**.

At the changeover time did the company satisfy the maximum net asset value test under section 152-15 of ITAA 1997?

M Yes No

If you printed **X** in the **No** box at **M**, has the company determined it had an unrealised net loss at the changeover time?

N Yes No

If you printed **X** in the **Yes** box at **N**, what was the amount of unrealised net loss calculated under section 165-115E of ITAA 1997?

O

Tax File Number **Part D – Life insurance companies**Complying superannuation class tax losses carried forward to later income years **P**Complying superannuation net capital losses carried forward to later income years **Q****Part E – Controlled foreign company losses**Current year CFC losses **M**CFC losses deducted **N**CFC losses carried forward **O****Part F – Tax losses reconciliation statement**Balance of tax losses brought forward from the prior income year **A****ADD** Uplift of tax losses of designated infrastructure project entities **B****SUBTRACT** Net forgiven amount of debt **C****ADD** Tax loss incurred (if any) during current year **D****ADD** Tax loss amount from conversion of excess franking offsets **E****SUBTRACT** Net exempt income **F****SUBTRACT** Tax losses forgone **G****SUBTRACT** Tax losses deducted **H****SUBTRACT** Tax losses transferred out under Subdivision 170-A
(only for transfers involving a foreign bank branch or a PE of a foreign financial entity) **I**Total tax losses carried forward to later income years **J**Transfer the amount at **J** to the **Tax losses carried forward to later income years** label on your tax return.

Tax File Number

If the schedule is not lodged with the income tax return you are required to sign and date the schedule.

Important

Before making this declaration check to ensure that all the information required has been provided on this form and any attachments to this form, and that the information provided is true and correct in every detail. If you are in doubt about any aspect of the tax return, place all the facts before the ATO. The income tax law imposes heavy penalties for false or misleading statements.

Privacy

Taxation law authorises the ATO to collect information and disclose it to other government agencies. This includes personal information of the person authorised to sign the declaration. For information about your privacy go to ato.gov.au/privacy

Taxpayer's declaration

I declare that the information on this form is true and correct.

Signature

Date / /

Contact person

Daytime contact number (include area code)

Business Focused Solutions Super Fund

General Ledger

As at 30 June 2021

Transaction Date	Description	Units	Debit	Credit	Balance \$
Distributions Received (23800)					
<u>Efts Fang+ Etf (FANG.AX)</u>					
30/06/2021	FANG ETF distribution paid 15 July			2,737.00	2,737.00 CR
30/06/2021	FANG.AX - Efts Fang+ Etf - Generate Tax Data - 30/06/2021				2,737.00 CR
			0.00	2,737.00	2,737.00 CR
<u>Betashares Nasdaq 100 Etf (NDQ.AX1)</u>					
19/01/2021	NDQ distribution			5.78	5.78 CR
30/06/2021	Betashares NASDAQ 100 ETF June distribution receivable paid 16 July			434.60	440.38 CR
30/06/2021	NDQ.AX1 - Betashares Nasdaq 100 Etf - Generate Tax Data - 30/06/2021				440.38 CR
			0.00	440.38	440.38 CR
<u>Betashares Global Robotics And Artificial Intelligence Etf (RBTZ.AX1)</u>					
30/06/2021	Betashares RBTZ June distribution paid 16 July			387.94	387.94 CR
30/06/2021	RBTZ.AX1 - Betashares Global Robotics And Artificial Intelligence Etf - Generate Tax Data - 30/06/2021				387.94 CR
			0.00	387.94	387.94 CR
<u>Vanguard Australian Shares Index Etf (VAS.AX1)</u>					
16/10/2020	VAS distribution			84.59	84.59 CR
19/01/2021	VAS distribution			120.33	204.92 CR
20/04/2021	VAS distribution			212.61	417.53 CR
30/06/2021	VAS June distribution paid 16 July			117.79	535.32 CR
				535.32	535.32 CR
<u>Vicinity Centres (VCX.AX1)</u>					
02/03/2021	VCX distribution			120.64	120.64 CR
30/06/2021	Vicinity June distribution paid 31 August			439.96	560.60 CR
				560.60	560.60 CR
<u>Vanguard Msci Index International Shares Etf (VGS.AX)</u>					
20/04/2021	VGS distribution			41.06	41.06 CR
30/06/2021	VGS June distribution paid 16 July			4.94	46.00 CR
				46.00	46.00 CR
Dividends Received (23900)					
<u>Australia And New Zealand Banking Group Limited (ANZ.AX)</u>					
16/12/2020	ANZ dividend [System Matched Income Data]			192.15	192.15 CR
				192.15	192.15 CR
<u>BHP Group Limited (BHP.AX)</u>					
22/09/2020	BHP dividend			260.32	260.32 CR
23/03/2021	BHP dividend			452.41	712.73 CR
				712.73	712.73 CR
<u>Bank Of Queensland Limited. (BOQ.AX)</u>					
25/11/2020	BOQ dividend [System Matched Income Data]			190.44	190.44 CR
26/05/2021	BOQ dividend [System Matched Income Data]			269.79	460.23 CR
				460.23	460.23 CR
<u>Commonwealth Bank Of Australia. (CBA.AX)</u>					

Business Focused Solutions Super Fund

General Ledger

As at 30 June 2021

Transaction Date	Description	Units	Debit	Credit	Balance \$
30/09/2020	CBA dividend			157.78	157.78 CR
30/03/2021	CBA dividend			241.50	399.28 CR
				399.28	399.28 CR
<u>Cochlear Limited (COH.AX)</u>					
20/04/2021	Cochlear dividend			31.65	31.65 CR
				31.65	31.65 CR
<u>Medibank Private Limited (MPL.AX)</u>					
24/09/2020	Medibank dividend			145.78	145.78 CR
25/03/2021	Medibank dividend			134.21	279.99 CR
				279.99	279.99 CR
<u>National Australia Bank Limited (NAB.AX)</u>					
03/07/2020	NAB dividend			180.00	180.00 CR
10/12/2020	NAB dividend			180.00	360.00 CR
				360.00	360.00 CR
<u>Origin Energy Limited (ORG.AX)</u>					
26/03/2021	Origin Energy dividend			141.38	141.38 CR
				141.38	141.38 CR
<u>WAM Capital Limited (WAM.AX)</u>					
07/06/2021	WAM capital [System Matched Income Data]			368.98	368.98 CR
				368.98	368.98 CR
<u>Westpac Banking Corporation (WBC.AX)</u>					
18/12/2020	WBC dividend			181.04	181.04 CR
25/06/2021	WBC dividend			338.72	519.76 CR
				519.76	519.76 CR
<u>Woolworths Group Limited (WOW.AX)</u>					
06/10/2020	WOW dividend			133.92	133.92 CR
14/04/2021	WOW dividend			147.87	281.79 CR
				281.79	281.79 CR
<u>Woodside Petroleum Ltd (WPL.AX)</u>					
18/09/2020	Woodside dividend			165.29	165.29 CR
24/03/2021	Woodside dividend			69.75	235.04 CR
				235.04	235.04 CR
Contributions (24200)					
<u>(Contributions) Greco, Michell Kay - Accumulation (GREMIC00001A)</u>					
14/10/2020	Employer contribution Michell			876.90	876.90 CR
27/01/2021	Employer contribution Michell			1,023.05	1,899.95 CR
27/04/2021	employer contribution Michell			1,008.44	2,908.39 CR
13/05/2021	2020 tax paid by Michell			4,864.93	7,773.32 CR
25/06/2021	Contribution Michell			3,000.00	10,773.32 CR
30/06/2021	employer contribution Michell			1,023.05	11,796.37 CR
				11,796.37	11,796.37 CR
<u>(Contributions) Greco, Salvatore Enrico - Accumulation (GRESAL00001A)</u>					
14/10/2020	Employer contribution Sam			3,288.48	3,288.48 CR
27/01/2021	employer contribution Sam			3,836.56	7,125.04 CR
04/03/2021	Dec PAYG instalment			1,008.00	8,133.04 CR

Business Focused Solutions Super Fund

General Ledger

As at 30 June 2021

Transaction Date	Description	Units	Debit	Credit	Balance \$
27/04/2021	employer contribution Sam			3,288.48	11,421.52 CR
30/06/2021	employer contribution Sam			3,836.56	15,258.08 CR
				15,258.08	15,258.08 CR
Changes in Market Values of Investments (24700)					
<u>Changes in Market Values of Investments (24700)</u>					
20/04/2021	Commsec (APT.AX)			25,974.06	25,974.06 CR
20/04/2021	Unrealised Gain writeback as at 20/04/2021 (APT.AX)		2,062.59		23,911.47 CR
30/06/2021	Revaluation - 30/06/2021 @ \$48.570000 (System Price) - 345.000000 Units on hand (BHP.AX)			4,398.75	28,310.22 CR
30/06/2021	Revaluation - 30/06/2021 @ \$17.030000 (System Price) - 1,260.000000 Units on hand (FANG.AX)			6,778.80	35,089.02 CR
30/06/2021	Revaluation - 30/06/2021 @ \$118.170000 (System Price) - 400.000000 Units on hand (APT.AX)			24,119.66	59,208.68 CR
30/06/2021	Revaluation - 30/06/2021 @ \$32.110000 (System Price) - 370.000000 Units on hand (NDQ.AX)			1,712.75	60,921.43 CR
30/06/2021	Revaluation - 30/06/2021 @ \$9.110000 (System Price) - 1,587.000000 Units on hand (BOQ.AX)			4,756.92	65,678.35 CR
30/06/2021	Revaluation - 30/06/2021 @ \$99.870000 (System Price) - 161.000000 Units on hand (CBA.AX)			4,902.45	70,580.80 CR
30/06/2021	Revaluation - 30/06/2021 @ \$251.670000 (System Price) - 51.000000 Units on hand (COH.AX)			3,199.74	73,780.54 CR
30/06/2021	Revaluation - 30/06/2021 @ \$53,388.570000 (Net Asset Value) - 1.000000 Units on hand (MACROVUE)			3,388.57	77,169.11 CR
30/06/2021	Revaluation - 30/06/2021 @ \$2.190000 (System Price) - 4,761.000000 Units on hand (WAM.AX)			408.54	77,577.65 CR
30/06/2021	Revaluation - 30/06/2021 @ \$26.220000 (System Price) - 600.000000 Units on hand (NAB.AX)			4,800.00	82,377.65 CR
30/06/2021	Revaluation - 30/06/2021 @ \$22.210000 (System Price) - 456.000000 Units on hand (WPL.AX)			255.36	82,633.01 CR
30/06/2021	Revaluation - 30/06/2021 @ \$5.790000 (System Price) - 1,848.000000 Units on hand (SYD.AX)			682.29	83,315.30 CR
30/06/2021	Revaluation - 30/06/2021 @ \$28.150000 (System Price) - 549.000000 Units on hand (ANZ.AX)			5,130.65	88,445.95 CR
30/06/2021	Revaluation - 30/06/2021 @ \$2.220000 (System Price) - 5,076.000000 Units on hand (NVX.AX)			6,852.60	95,298.55 CR
30/06/2021	Revaluation - 30/06/2021 @ \$4.510000 (System Price) - 2,123.000000 Units on hand (ORG.AX)		317.17		94,981.38 CR
30/06/2021	Revaluation - 30/06/2021 @ \$0.150000 (System Price) - 1,750.000000 Units on hand (CLH.AX)		1,636.25		93,345.13 CR
30/06/2021	Revaluation - 30/06/2021 @ \$38.130000 (System Price) - 279.000000 Units on hand (WOW.AX)			237.15	93,582.28 CR
30/06/2021	Revaluation - 30/06/2021 @ \$14.850000 (System Price) - 995.000000 Units on hand (FLT.AX)			3,711.35	97,293.63 CR
30/06/2021	Revaluation - 30/06/2021 @ \$94.040000 (System Price) - 519.000000 Units on hand (VAS.AX)			7,742.53	105,036.16 CR
30/06/2021	Revaluation - 30/06/2021 @ \$3.160000 (System Price) - 2,314.000000 Units on			393.38	105,429.54 CR

Business Focused Solutions Super Fund

General Ledger

As at 30 June 2021

Transaction Date	Description	Units	Debit	Credit	Balance \$
	hand (MPL.AX)				
30/06/2021	Revaluation - 30/06/2021 @ \$25.810000 (System Price) - 584.000000 Units on hand (WBC.AX)			4,665.41	110,094.95 CR
30/06/2021	Revaluation - 30/06/2021 @ \$1.545000 (System Price) - 6,666.000000 Units on hand (VCX.AX)			766.59	110,861.54 CR
30/06/2021	Revaluation - 30/06/2021 @ \$96.920000 (System Price) - 241.000000 Units on hand (VGS.AX)			3,148.84	114,010.38 CR
30/06/2021	Revaluation - 30/06/2021 @ \$14.660000 (System Price) - 853.000000 Units on hand (RBTZ.AX)			2,487.87	116,498.25 CR
			4,016.01	120,514.26	116,498.25 CR

Interest Received (25000)

CBA Direct Investment Acc (CBA21708934)

01/07/2020	credit interest			12.25	12.25 CR
01/08/2020	credit interest			11.15	23.40 CR
01/09/2020	credit interest			8.47	31.87 CR
01/10/2020	credit interest			0.36	32.23 CR
01/12/2020	credit interest			1.15	33.38 CR
01/01/2021	credit interest			1.04	34.42 CR
01/02/2021	credit interest			0.34	34.76 CR
01/03/2021	credit interest			0.14	34.90 CR
01/05/2021	credit interest			0.80	35.70 CR
01/06/2021	credit interest			0.05	35.75 CR
				35.75	35.75 CR

Suncorp Business Saver (MET167467664)

31/07/2020	credit interest			15.97	15.97 CR
31/08/2020	credit interest			14.43	30.40 CR
30/09/2020	credit interest			13.43	43.83 CR
31/10/2020	credit interest			14.88	58.71 CR
30/11/2020	credit interest			4.08	62.79 CR
31/12/2020	credit interest			1.78	64.57 CR
31/01/2021	credit interest			2.01	66.58 CR
28/02/2021	credit interest			1.77	68.35 CR
31/03/2021	credit interest			0.16	68.51 CR
30/04/2021	credit interest			0.21	68.72 CR
31/05/2021	credit interest			0.78	69.50 CR
30/06/2021	credit interest			0.59	70.09 CR
				70.09	70.09 CR

Transfers In (28500)

(Transfers In) Greco, Michell Kay - Accumulation (GREMIC00001A)

01/12/2020	Qsuper transfer Michell			20,072.61	20,072.61 CR
				20,072.61	20,072.61 CR

Accountancy Fees (30100)

Accountancy Fees (30100)

09/04/2021	Accounting fees		4,400.00		4,400.00 DR
			4,400.00		4,400.00 DR

ATO Supervisory Levy (30400)

Business Focused Solutions Super Fund

General Ledger

As at 30 June 2021

Transaction Date	Description	Units	Debit	Credit	Balance \$
ATO Supervisory Levy (30400)					
13/05/2021	2020 tax paid by Michell		259.00		259.00 DR
			259.00		259.00 DR
Auditor's Remuneration (30700)					
<u>Auditor's Remuneration (30700)</u>					
31/03/2021	audit fees		275.00		275.00 DR
			275.00		275.00 DR
Bank Charges (31500)					
<u>Bank Charges (31500)</u>					
21/05/2021	bank fee		5.00		5.00 DR
			5.00		5.00 DR
Life Insurance Premiums (39000)					
<u>(Life Insurance Premiums) Greco, Michell Kay - Accumulation (GREMIC00001A)</u>					
25/06/2021	Insurance premiums Michell		3,757.60		3,757.60 DR
			3,757.60		3,757.60 DR
<u>(Life Insurance Premiums) Greco, Salvatore Enrico - Accumulation (GRESAL00001A)</u>					
25/06/2021	Insurance premiums Sam		2,349.64		2,349.64 DR
			2,349.64		2,349.64 DR
Income Tax Expense (48500)					
<u>Income Tax Expense (48500)</u>					
30/06/2021	Create Entries - Franking Credits Adjustment - 30/06/2021			1,985.33	1,985.33 CR
30/06/2021	Create Entries - TFN Credits Adjustment - 30/06/2021			1,024.00	3,009.33 CR
30/06/2021	Create Entries - Foreign Credits Adjustment - 30/06/2021			49.71	3,059.04 CR
30/06/2021	Create Entries - Income Tax Expense - 30/06/2021		3,588.00		528.96 DR
			3,588.00	3,059.04	528.96 DR
Profit/Loss Allocation Account (49000)					
<u>Profit/Loss Allocation Account (49000)</u>					
14/10/2020	System Member Journals		745.36		745.36 DR
14/10/2020	System Member Journals		2,795.21		3,540.57 DR
01/12/2020	System Member Journals		20,072.61		23,613.18 DR
27/01/2021	System Member Journals		869.59		24,482.77 DR
27/01/2021	System Member Journals		3,261.08		27,743.85 DR
04/03/2021	System Member Journals		856.80		28,600.65 DR
27/04/2021	System Member Journals		857.17		29,457.82 DR
27/04/2021	System Member Journals		2,795.21		32,253.03 DR
13/05/2021	System Member Journals		4,135.19		36,388.22 DR
25/06/2021	System Member Journals			3,193.96	33,194.26 DR
25/06/2021	System Member Journals			1,997.19	31,197.07 DR
25/06/2021	System Member Journals		2,550.00		33,747.07 DR
30/06/2021	System Member Journals		869.59		34,616.66 DR
30/06/2021	System Member Journals		3,261.08		37,877.74 DR
30/06/2021	Create Entries - Profit/Loss Allocation - 30/06/2021		92,178.18		130,055.92 DR
30/06/2021	Create Entries - Profit/Loss Allocation -		24,979.06		155,034.98 DR

Business Focused Solutions Super Fund

General Ledger

As at 30 June 2021

Transaction Date	Description	Units	Debit	Credit	Balance \$
	30/06/2021				
30/06/2021	Create Entries - Profit/Loss Allocation - 30/06/2021		6,257.11		161,292.09 DR
30/06/2021	Create Entries - Income Tax Expense Allocation - 30/06/2021			333.06	160,959.03 DR
30/06/2021	Create Entries - Income Tax Expense Allocation - 30/06/2021			90.25	160,868.78 DR
30/06/2021	Create Entries - Income Tax Expense Allocation - 30/06/2021			22.61	160,846.17 DR
			166,483.24	5,637.07	160,846.17 DR

Opening Balance (50010)

(Opening Balance) Greco, Michell Kay - Accumulation (GREMIC00001A)

01/07/2020	Opening Balance				26,839.21 CR
01/07/2020	Close Period Journal			19,275.84	46,115.05 CR
				19,275.84	46,115.05 CR

(Opening Balance) Greco, Salvatore Enrico - Accumulation (GRESAL00001A)

01/07/2020	Opening Balance				181,684.28 CR
01/07/2020	Close Period Journal			33,293.74	214,978.02 CR
				33,293.74	214,978.02 CR

(Opening Balance) Greco, Serafina - Accumulation (GRESER00001A)

01/07/2020	Close Period Journal			14,869.94	14,869.94 CR
				14,869.94	14,869.94 CR

Contributions (52420)

(Contributions) Greco, Michell Kay - Accumulation (GREMIC00001A)

01/07/2020	Opening Balance				25,000.00 CR
01/07/2020	Close Period Journal		25,000.00		0.00 DR
14/10/2020	System Member Journals			876.90	876.90 CR
27/01/2021	System Member Journals			1,023.05	1,899.95 CR
27/04/2021	System Member Journals			1,008.44	2,908.39 CR
13/05/2021	System Member Journals			4,864.93	7,773.32 CR
25/06/2021	System Member Journals			3,000.00	10,773.32 CR
30/06/2021	System Member Journals			1,023.05	11,796.37 CR
			25,000.00	11,796.37	11,796.37 CR

(Contributions) Greco, Salvatore Enrico - Accumulation (GRESAL00001A)

01/07/2020	Opening Balance				24,995.04 CR
01/07/2020	Close Period Journal		24,995.04		0.00 DR
14/10/2020	System Member Journals			3,288.48	3,288.48 CR
27/01/2021	System Member Journals			3,836.56	7,125.04 CR
04/03/2021	System Member Journals			1,008.00	8,133.04 CR
27/04/2021	System Member Journals			3,288.48	11,421.52 CR
30/06/2021	System Member Journals			3,836.56	15,258.08 CR
			24,995.04	15,258.08	15,258.08 CR

(Contributions) Greco, Serafina - Accumulation (GRESER00001A)

01/07/2020	Opening Balance				17,130.00 CR
01/07/2020	Close Period Journal		17,130.00		0.00 DR
			17,130.00		0.00 DR

Transfers In (52850)

(Transfers In) Greco, Michell Kay - Accumulation (GREMIC00001A)

Business Focused Solutions Super Fund

General Ledger

As at 30 June 2021

Transaction Date	Description	Units	Debit	Credit	Balance \$
01/12/2020	System Member Journals			20,072.61	20,072.61 CR
				20,072.61	20,072.61 CR
Share of Profit/(Loss) (53100)					
<u>(Share of Profit/(Loss)) Greco, Michell Kay - Accumulation (GREMIC00001A)</u>					
01/07/2020	Opening Balance				2,598.14 CR
01/07/2020	Close Period Journal		2,598.14		0.00 DR
30/06/2021	Create Entries - Profit/Loss Allocation - 30/06/2021			24,979.06	24,979.06 CR
			2,598.14	24,979.06	24,979.06 CR
<u>(Share of Profit/(Loss)) Greco, Salvatore Enrico - Accumulation (GRESAL00001A)</u>					
01/07/2020	Opening Balance				15,114.64 CR
01/07/2020	Close Period Journal		15,114.64		0.00 DR
30/06/2021	Create Entries - Profit/Loss Allocation - 30/06/2021			92,178.18	92,178.18 CR
			15,114.64	92,178.18	92,178.18 CR
<u>(Share of Profit/(Loss)) Greco, Serafina - Accumulation (GRESER00001A)</u>					
01/07/2020	Opening Balance				317.34 CR
01/07/2020	Close Period Journal		317.34		0.00 DR
30/06/2021	Create Entries - Profit/Loss Allocation - 30/06/2021			6,257.11	6,257.11 CR
			317.34	6,257.11	6,257.11 CR
Income Tax (53330)					
<u>(Income Tax) Greco, Michell Kay - Accumulation (GREMIC00001A)</u>					
01/07/2020	Opening Balance				730.83 CR
01/07/2020	Close Period Journal		730.83		0.00 DR
01/12/2020	System Member Journals				0.00 DR
25/06/2021	System Member Journals			563.64	563.64 CR
30/06/2021	Create Entries - Income Tax Expense Allocation - 30/06/2021		90.25		473.39 CR
			821.08	563.64	473.39 CR
<u>(Income Tax) Greco, Salvatore Enrico - Accumulation (GRESAL00001A)</u>					
01/07/2020	Opening Balance				98.77 CR
01/07/2020	Close Period Journal		98.77		0.00 DR
25/06/2021	System Member Journals			352.45	352.45 CR
30/06/2021	Create Entries - Income Tax Expense Allocation - 30/06/2021		333.06		19.39 CR
			431.83	352.45	19.39 CR
<u>(Income Tax) Greco, Serafina - Accumulation (GRESER00001A)</u>					
01/07/2020	Opening Balance				7.90 DR
01/07/2020	Close Period Journal			7.90	0.00 DR
30/06/2021	Create Entries - Income Tax Expense Allocation - 30/06/2021		22.61		22.61 DR
			22.61	7.90	22.61 DR
Contributions Tax (53800)					
<u>(Contributions Tax) Greco, Michell Kay - Accumulation (GREMIC00001A)</u>					
01/07/2020	Opening Balance				3,750.00 DR
01/07/2020	Close Period Journal			3,750.00	0.00 DR
14/10/2020	System Member Journals		131.54		131.54 DR
27/01/2021	System Member Journals		153.46		285.00 DR

Business Focused Solutions Super Fund

General Ledger

As at 30 June 2021

Transaction Date	Description	Units	Debit	Credit	Balance \$
27/04/2021	System Member Journals		151.27		436.27 DR
13/05/2021	System Member Journals		729.74		1,166.01 DR
25/06/2021	System Member Journals		450.00		1,616.01 DR
30/06/2021	System Member Journals		153.46		1,769.47 DR
			1,769.47	3,750.00	1,769.47 DR
<u>(Contributions Tax) Greco, Salvatore Enrico - Accumulation (GRESAL00001A)</u>					
01/07/2020	Opening Balance				3,749.25 DR
01/07/2020	Close Period Journal			3,749.25	0.00 DR
14/10/2020	System Member Journals		493.27		493.27 DR
27/01/2021	System Member Journals		575.48		1,068.75 DR
04/03/2021	System Member Journals		151.20		1,219.95 DR
27/04/2021	System Member Journals		493.27		1,713.22 DR
30/06/2021	System Member Journals		575.48		2,288.70 DR
			2,288.70	3,749.25	2,288.70 DR
<u>(Contributions Tax) Greco, Serafina - Accumulation (GRESER00001A)</u>					
01/07/2020	Opening Balance				2,569.50 DR
01/07/2020	Close Period Journal			2,569.50	0.00 DR
				2,569.50	0.00 DR
Life Insurance Premiums (53920)					
<u>(Life Insurance Premiums) Greco, Michell Kay - Accumulation (GREMIC00001A)</u>					
01/07/2020	Opening Balance				5,303.13 DR
01/07/2020	Close Period Journal			5,303.13	0.00 DR
25/06/2021	System Member Journals		3,757.60		3,757.60 DR
			3,757.60	5,303.13	3,757.60 DR
<u>(Life Insurance Premiums) Greco, Salvatore Enrico - Accumulation (GRESAL00001A)</u>					
01/07/2020	Opening Balance				3,165.46 DR
01/07/2020	Close Period Journal			3,165.46	0.00 DR
25/06/2021	System Member Journals		2,349.64		2,349.64 DR
			2,349.64	3,165.46	2,349.64 DR
Bank Accounts (60400)					
<u>CBA Direct Investment Acc (CBA21708934)</u>					
01/07/2020	Opening Balance				93,123.17 DR
01/07/2020	credit interest		12.25		93,135.42 DR
03/07/2020	NAB dividend		180.00		93,315.42 DR
15/07/2020	FANG distribution		80.47		93,395.89 DR
16/07/2020	Vanguard distribution		17.11		93,413.00 DR
23/07/2020	APT Share Purchase Plan 304 shares			20,000.00	73,413.00 DR
01/08/2020	credit interest		11.15		73,424.15 DR
27/08/2020	Commsec - buy shares			40,819.23	32,604.92 DR
31/08/2020	Commsec - buy shares			10,017.11	22,587.81 DR
01/09/2020	credit interest		8.47		22,596.28 DR
01/09/2020	Commsec			10,167.95	12,428.33 DR
08/09/2020	Commsec			9,700.65	2,727.68 DR
18/09/2020	Woodside dividend		165.29		2,892.97 DR
22/09/2020	BHP dividend		260.32		3,153.29 DR
30/09/2020	CBA dividend		157.78		3,311.07 DR

Business Focused Solutions Super Fund

General Ledger

As at 30 June 2021

Transaction Date	Description	Units	Debit	Credit	Balance \$
01/10/2020	credit interest		0.36		3,311.43 DR
06/10/2020	WOW dividend		133.92		3,445.35 DR
16/10/2020	VAS distribution		84.59		3,529.94 DR
06/11/2020	Tfr to CBA acc		30,000.00		33,529.94 DR
17/11/2020	Commsec			29,544.25	3,985.69 DR
25/11/2020	BOQ dividend [System Matched Income Data]		190.44		4,176.13 DR
01/12/2020	credit interest		1.15		4,177.28 DR
01/12/2020	Qsuper transfer Michell		20,072.61		24,249.89 DR
10/12/2020	NAB dividend		180.00		24,429.89 DR
16/12/2020	ANZ dividend [System Matched Income Data]		192.15		24,622.04 DR
18/12/2020	WBC dividend		181.04		24,803.08 DR
01/01/2021	credit interest		1.04		24,804.12 DR
11/01/2021	Commsec			20,208.88	4,595.24 DR
19/01/2021	NDQ distribution		5.78		4,601.02 DR
19/01/2021	VAS distribution		120.33		4,721.35 DR
01/02/2021	credit interest		0.34		4,721.69 DR
17/02/2021	Tfr to CBA acc		10,000.00		14,721.69 DR
24/02/2021	Commsec			10,018.05	4,703.64 DR
01/03/2021	credit interest		0.14		4,703.78 DR
02/03/2021	VCX distribution		120.64		4,824.42 DR
23/03/2021	BHP dividend		452.41		5,276.83 DR
24/03/2021	Woodside dividend		69.75		5,346.58 DR
26/03/2021	Origin Energy dividend		141.38		5,487.96 DR
30/03/2021	CBA dividend		241.50		5,729.46 DR
09/04/2021	Accounting fees			4,400.00	1,329.46 DR
14/04/2021	WOW dividend		147.87		1,477.33 DR
20/04/2021	VGS distribution		41.06		1,518.39 DR
20/04/2021	VAS distribution		212.61		1,731.00 DR
20/04/2021	Cochlear dividend		31.65		1,762.65 DR
20/04/2021	Commsec		51,258.13		53,020.78 DR
01/05/2021	Tfr to Macrovue			20,000.00	33,020.78 DR
01/05/2021	credit interest		0.80		33,021.58 DR
01/05/2021	Tfr to Macrovue			20,000.00	13,021.58 DR
04/05/2021	Tfr to Macrovue			10,000.00	3,021.58 DR
21/05/2021	bank fee			5.00	3,016.58 DR
26/05/2021	BOQ dividend [System Matched Income Data]		269.79		3,286.37 DR
01/06/2021	credit interest		0.05		3,286.42 DR
07/06/2021	WAM capital [System Matched Income Data]		368.98		3,655.40 DR
25/06/2021	WBC dividend		338.72		3,994.12 DR
			115,752.07	204,881.12	3,994.12 DR
Suncorp Business Saver (MET167467664)					
01/07/2020	Opening Balance				38,101.05 DR
27/07/2020	June PAYG instalment			3,027.00	35,074.05 DR
31/07/2020	credit interest		15.97		35,090.02 DR
18/08/2020	Sundry creditors - ATO			2,045.45	33,044.57 DR
18/08/2020	Balance of outstanding PAYG			402.00	32,642.57 DR

Business Focused Solutions Super Fund

General Ledger

As at 30 June 2021

Transaction Date	Description	Units	Debit	Credit	Balance \$
	instalments				
31/08/2020	credit interest		14.43		32,657.00 DR
24/09/2020	Medibank dividend		145.78		32,802.78 DR
30/09/2020	credit interest		13.43		32,816.21 DR
14/10/2020	Employer contribution Michell		876.90		33,693.11 DR
14/10/2020	Employer contribution Sam		3,288.48		36,981.59 DR
26/10/2020	September PAYG instalment			1,008.00	35,973.59 DR
31/10/2020	credit interest		14.88		35,988.47 DR
06/11/2020	Tfr to CBA acc			30,000.00	5,988.47 DR
30/11/2020	credit interest		4.08		5,992.55 DR
31/12/2020	credit interest		1.78		5,994.33 DR
27/01/2021	Employer contribution Michell		1,023.05		7,017.38 DR
27/01/2021	employer contribution Sam		3,836.56		10,853.94 DR
31/01/2021	credit interest		2.01		10,855.95 DR
17/02/2021	Tfr to CBA acc			10,000.00	855.95 DR
28/02/2021	credit interest		1.77		857.72 DR
25/03/2021	Medibank dividend		134.21		991.93 DR
31/03/2021	audit fees			275.00	716.93 DR
31/03/2021	credit interest		0.16		717.09 DR
27/04/2021	employer contribution Michell		1,008.44		1,725.53 DR
27/04/2021	employer contribution Sam		3,288.48		5,014.01 DR
30/04/2021	credit interest		0.21		5,014.22 DR
19/05/2021	March PAYG instalment			1,008.00	4,006.22 DR
31/05/2021	credit interest		0.78		4,007.00 DR
25/06/2021	Contribution Michell		3,000.00		7,007.00 DR
25/06/2021	Insurance premiums Michell			3,757.60	3,249.40 DR
25/06/2021	Insurance premiums Sam			2,349.64	899.76 DR
30/06/2021	employer contribution Michell		1,023.05		1,922.81 DR
30/06/2021	employer contribution Sam		3,836.56		5,759.37 DR
30/06/2021	credit interest		0.59		5,759.96 DR
			21,531.60	53,872.69	5,759.96 DR

Distributions Receivable (61800)

FANG Distribution Receivable (FANG)

01/07/2020	Opening Balance				80.47 DR
15/07/2020	FANG distribution			80.47	0.00 DR
				80.47	0.00 DR

Etf Fang+ Etf (FANG.AX)

30/06/2021	FANG ETF distribution paid 15 July		1,451.00		1,451.00 DR
			1,451.00		1,451.00 DR

Betashares Nasdaq 100 Etf (NDQ.AX1)

30/06/2021	Betashares NASDAQ 100 ETF June distribution receivable paid 16 July		231.60		231.60 DR
			231.60		231.60 DR

Betashares Global Robotics And Artificial Intelligence Etf (RBTZ.AX1)

30/06/2021	Betashares RBTZ June distribution paid 16 July		23.94		23.94 DR
			23.94		23.94 DR

Business Focused Solutions Super Fund

General Ledger

As at 30 June 2021

Transaction Date	Description	Units	Debit	Credit	Balance \$
<u>Vanguard Distribution Receivable (VAS)</u>					
01/07/2020	Opening Balance				17.11 DR
16/07/2020	Vanguard distribution			17.11	0.00 DR
30/06/2021	VAS June distribution paid 16 July		117.79		117.79 DR
			117.79	17.11	117.79 DR
<u>Vicinity Centres (VCX.AX)</u>					
30/06/2021	Vicinity June distribution paid 31 August		233.96		233.96 DR
			233.96		233.96 DR
<u>Vanguard Msci Index International Shares Etf (VGS.AX)</u>					
30/06/2021	VGS June distribution paid 16 July		4.94		4.94 DR
			4.94		4.94 DR
Other Assets (76000)					
<u>Macrovue Holdings (MACROVUE)</u>					
01/05/2021	Tfr to Macrovue	1.00	20,000.00		20,000.00 DR
01/05/2021	Tfr to Macrovue	0.00	20,000.00		40,000.00 DR
04/05/2021	Tfr to Macrovue	0.00	10,000.00		50,000.00 DR
30/06/2021	Revaluation - 30/06/2021 @ \$53,388.570000 (Net Asset Value) - 1.000000 Units on hand		3,388.57		53,388.57 DR
		1.00	53,388.57		53,388.57 DR
Shares in Listed Companies (Australian) (77600)					
<u>Australia And New Zealand Banking Group Limited (ANZ.AX)</u>					
27/08/2020	Commsec - buy shares	549.00	10,323.70		10,323.70 DR
30/06/2021	Revaluation - 30/06/2021 @ \$28.150000 (System Price) - 549.000000 Units on hand		5,130.65		15,454.35 DR
		549.00	15,454.35		15,454.35 DR
<u>Afterpay Limited (APT.AX)</u>					
01/07/2020	Opening Balance	500.00			30,495.00 DR
23/07/2020	APT Share Purchase Plan 304 shares	304.00	20,000.00		50,495.00 DR
20/04/2021	Commsec	(404.00)		25,284.07	25,210.93 DR
20/04/2021	Unrealised Gain writeback as at 20/04/2021			2,062.59	23,148.34 DR
30/06/2021	Revaluation - 30/06/2021 @ \$118.170000 (System Price) - 400.000000 Units on hand		24,119.66		47,268.00 DR
		400.00	44,119.66	27,346.66	47,268.00 DR
<u>BHP Group Limited (BHP.AX)</u>					
01/07/2020	Opening Balance	345.00			12,357.90 DR
30/06/2021	Revaluation - 30/06/2021 @ \$48.570000 (System Price) - 345.000000 Units on hand		4,398.75		16,756.65 DR
		345.00	4,398.75		16,756.65 DR
<u>Bank Of Queensland Limited. (BOQ.AX)</u>					
08/09/2020	Commsec	1,587.00	9,700.65		9,700.65 DR
30/06/2021	Revaluation - 30/06/2021 @ \$9.110000 (System Price) - 1,587.000000 Units on hand		4,756.92		14,457.57 DR
		1,587.00	14,457.57		14,457.57 DR
<u>Commonwealth Bank Of Australia. (CBA.AX)</u>					
01/07/2020	Opening Balance	161.00			11,176.62 DR

Business Focused Solutions Super Fund

General Ledger

As at 30 June 2021

Transaction Date	Description	Units	Debit	Credit	Balance \$	
30/06/2021	Revaluation - 30/06/2021 @ \$99.870000 (System Price) - 161.000000 Units on hand		4,902.45		16,079.07	DR
		161.00	4,902.45		16,079.07	DR
<u>Collection House Limited (CLH.AX)</u>						
01/07/2020	Opening Balance	1,750.00			1,898.75	DR
30/06/2021	Revaluation - 30/06/2021 @ \$0.150000 (System Price) - 1,750.000000 Units on hand			1,636.25	262.50	DR
		1,750.00		1,636.25	262.50	DR
<u>Cochlear Limited (COH.AX)</u>						
01/07/2020	Opening Balance	51.00			9,635.43	DR
30/06/2021	Revaluation - 30/06/2021 @ \$251.670000 (System Price) - 51.000000 Units on hand		3,199.74		12,835.17	DR
		51.00	3,199.74		12,835.17	DR
<u>Etf's Fang+ Etf (FANG.AX)</u>						
01/07/2020	Opening Balance	1,260.00			14,679.00	DR
30/06/2021	Revaluation - 30/06/2021 @ \$17.030000 (System Price) - 1,260.000000 Units on hand		6,778.80		21,457.80	DR
		1,260.00	6,778.80		21,457.80	DR
<u>Flight Centre Travel Group Limited (FLT.AX)</u>						
01/07/2020	Opening Balance	995.00			11,064.40	DR
30/06/2021	Revaluation - 30/06/2021 @ \$14.850000 (System Price) - 995.000000 Units on hand		3,711.35		14,775.75	DR
		995.00	3,711.35		14,775.75	DR
<u>Medibank Private Limited (MPL.AX)</u>						
01/07/2020	Opening Balance	2,314.00			6,918.86	DR
30/06/2021	Revaluation - 30/06/2021 @ \$3.160000 (System Price) - 2,314.000000 Units on hand		393.38		7,312.24	DR
		2,314.00	393.38		7,312.24	DR
<u>National Australia Bank Limited (NAB.AX)</u>						
01/07/2020	Opening Balance	600.00			10,932.00	DR
30/06/2021	Revaluation - 30/06/2021 @ \$26.220000 (System Price) - 600.000000 Units on hand		4,800.00		15,732.00	DR
		600.00	4,800.00		15,732.00	DR
<u>Novonix Limited (NVX.AX)</u>						
01/07/2020	Opening Balance	5,076.00			4,416.12	DR
30/06/2021	Revaluation - 30/06/2021 @ \$2.220000 (System Price) - 5,076.000000 Units on hand		6,852.60		11,268.72	DR
		5,076.00	6,852.60		11,268.72	DR
<u>Origin Energy Limited (ORG.AX)</u>						
17/11/2020	Commsec	2,123.00	9,891.90		9,891.90	DR
30/06/2021	Revaluation - 30/06/2021 @ \$4.510000 (System Price) - 2,123.000000 Units on hand			317.17	9,574.73	DR
		2,123.00	9,891.90	317.17	9,574.73	DR
<u>Vanguard Australian Shares Index Etf (VAS.AX1)</u>						
01/07/2020	Opening Balance	151.00			11,341.61	DR

Business Focused Solutions Super Fund

General Ledger

As at 30 June 2021

Transaction Date	Description	Units	Debit	Credit	Balance \$
27/08/2020	Commsec - buy shares	128.00	10,070.27		21,411.88 DR
17/11/2020	Commsec	240.00	19,652.35		41,064.23 DR
30/06/2021	Revaluation - 30/06/2021 @ \$94.040000 (System Price) - 519.000000 Units on hand		7,742.53		48,806.76 DR
		519.00	37,465.15		48,806.76 DR
<u>Vicinity Centres (VCX.AX1)</u>					
01/07/2020	Opening Balance	6,666.00			9,532.38 DR
30/06/2021	Revaluation - 30/06/2021 @ \$1.545000 (System Price) - 6,666.000000 Units on hand		766.59		10,298.97 DR
		6,666.00	766.59		10,298.97 DR
<u>WAM Capital Limited (WAM.AX)</u>					
24/02/2021	Commsec	4,761.00	10,018.05		10,018.05 DR
30/06/2021	Revaluation - 30/06/2021 @ \$2.190000 (System Price) - 4,761.000000 Units on hand		408.54		10,426.59 DR
		4,761.00	10,426.59		10,426.59 DR
<u>Westpac Banking Corporation (WBC.AX)</u>					
27/08/2020	Commsec - buy shares	584.00	10,407.63		10,407.63 DR
30/06/2021	Revaluation - 30/06/2021 @ \$25.810000 (System Price) - 584.000000 Units on hand		4,665.41		15,073.04 DR
		584.00	15,073.04		15,073.04 DR
<u>Woolworths Group Limited (WOW.AX)</u>					
01/07/2020	Opening Balance	279.00			10,401.12 DR
30/06/2021	Revaluation - 30/06/2021 @ \$38.130000 (System Price) - 279.000000 Units on hand		237.15		10,638.27 DR
		279.00	237.15		10,638.27 DR
<u>Woodside Petroleum Ltd (WPL.AX)</u>					
01/07/2020	Opening Balance	456.00			9,872.40 DR
30/06/2021	Revaluation - 30/06/2021 @ \$22.210000 (System Price) - 456.000000 Units on hand		255.36		10,127.76 DR
		456.00	255.36		10,127.76 DR
<u>Stapled Securities (78000)</u>					
<u>Sydney Airport (SYD.AX2)</u>					
27/08/2020	Commsec - buy shares	1,848.00	10,017.63		10,017.63 DR
30/06/2021	Revaluation - 30/06/2021 @ \$5.790000 (System Price) - 1,848.000000 Units on hand		682.29		10,699.92 DR
		1,848.00	10,699.92		10,699.92 DR
<u>Units in Listed Unit Trusts (Australian) (78200)</u>					
<u>Betashares Nasdaq 100 Etf (NDQ.AX1)</u>					
01/09/2020	Commsec	370.00	10,167.95		10,167.95 DR
30/06/2021	Revaluation - 30/06/2021 @ \$32.110000 (System Price) - 370.000000 Units on hand		1,712.75		11,880.70 DR
		370.00	11,880.70		11,880.70 DR
<u>Betashares Global Robotics And Artificial Intelligence Etf (RBTZ.AX1)</u>					
31/08/2020	Commsec - buy shares	853.00	10,017.11		10,017.11 DR
30/06/2021	Revaluation - 30/06/2021 @ \$14.660000 (System Price) - 853.000000 Units on		2,487.87		12,504.98 DR

Business Focused Solutions Super Fund

General Ledger

As at 30 June 2021

Transaction Date	Description	Units	Debit	Credit	Balance \$
	hand				
		853.00	12,504.98		12,504.98 DR
	<u>Vanguard Msci Index International Shares Etf (VGS.AX)</u>				
11/01/2021	Commsec	241.00	20,208.88		20,208.88 DR
30/06/2021	Revaluation - 30/06/2021 @ \$96.920000 (System Price) - 241.000000 Units on hand		3,148.84		23,357.72 DR
		241.00	23,357.72		23,357.72 DR
	<u>Income Tax Payable/Refundable (85000)</u>				
	<u>Income Tax Payable/Refundable (85000)</u>				
01/07/2020	Opening Balance				4,605.93 CR
26/10/2020	September PAYG instalment		1,008.00		3,597.93 CR
04/03/2021	Dec PAYG instalment		1,008.00		2,589.93 CR
13/05/2021	2020 tax paid by Michell		4,605.93		2,016.00 DR
19/05/2021	March PAYG instalment		1,008.00		3,024.00 DR
30/06/2021	June PAYG instalment paid 19 August		1,008.00		4,032.00 DR
30/06/2021	Create Entries - Franking Credits Adjustment - 30/06/2021		1,985.33		6,017.33 DR
30/06/2021	Create Entries - TFN Credits Adjustment - 30/06/2021		1,024.00		7,041.33 DR
30/06/2021	Create Entries - Foreign Credits Adjustment - 30/06/2021		49.71		7,091.04 DR
30/06/2021	Create Entries - Income Tax Expense - 30/06/2021			3,588.00	3,503.04 DR
			11,696.97	3,588.00	3,503.04 DR
	<u>Tax withheld - Distributions - ATO credit (85002)</u>				
	<u>Tax withheld - Distributions - ATO credit (85002)</u>				
30/06/2021	FANG ETF distribution paid 15 July		1,286.00		1,286.00 DR
30/06/2021	Vicinity June distribution paid 31 August		206.00		1,492.00 DR
30/06/2021	Betashares NASDAQ 100 ETF June distribution receivable paid 16 July		203.00		1,695.00 DR
30/06/2021	Betashares RBTZ June distribution paid 16 July		364.00		2,059.00 DR
			2,059.00		2,059.00 DR
	<u>PAYG Instalment Payable (86000)</u>				
	<u>PAYG Instalment Payable (86000)</u>				
01/07/2020	Opening Balance				3,429.00 CR
27/07/2020	June PAYG instalment		3,027.00		402.00 CR
18/08/2020	Balance of outstanding PAYG instalments		402.00		0.00 DR
30/06/2021	June PAYG instalment paid 19 August			1,008.00	1,008.00 CR
			3,429.00	1,008.00	1,008.00 CR
	<u>Sundry Creditors (88000)</u>				
	<u>Sundry Creditors (88000)</u>				
01/07/2020	Opening Balance				2,045.45 CR
18/08/2020	Sundry creditors - ATO		2,045.45		0.00 DR
			2,045.45		0.00 DR

Total Debits: 735,323.22

Total Credits: 735,323.22

Business Focused Solutions Super Fund

Statement of Financial Position

As at 30 June 2021

	Note	2021 \$	2020 \$
Assets			
Investments			
Other Assets	2	53,388.57	0.00
Shares in Listed Companies (Australian)	3	308,605.94	154,721.59
Stapled Securities	4	10,699.92	0.00
Units in Listed Unit Trusts (Australian)	5	47,743.40	0.00
Total Investments		<u>420,437.83</u>	<u>154,721.59</u>
Other Assets			
Suncorp Business Saver		5,759.96	38,101.05
CBA Direct Investment Acc		3,994.12	93,123.17
Distributions Receivable		2,063.23	97.58
Income Tax Refundable		3,503.04	0.00
Total Other Assets		<u>15,320.35</u>	<u>131,321.80</u>
Total Assets		<u>435,758.18</u>	<u>286,043.39</u>
Less:			
Liabilities			
Income Tax Payable		0.00	4,605.93
PAYG Instalment Payable		1,008.00	3,429.00
Sundry Creditors		0.00	2,045.45
Tax withheld - Distributions - ATO credit		(2,059.00)	0.00
Total Liabilities		<u>(1,051.00)</u>	<u>10,080.38</u>
Net assets available to pay benefits		<u>436,809.18</u>	<u>275,963.01</u>
Represented by:			
Liability for accrued benefits allocated to members' accounts	7, 8		
Greco, Salvatore Enrico - Accumulation		317,795.33	214,978.02
Greco, Michell Kay - Accumulation		97,909.41	46,115.05
Greco, Serafina - Accumulation		21,104.44	14,869.94
Total Liability for accrued benefits allocated to members' accounts		<u>436,809.18</u>	<u>275,963.01</u>

The accompanying notes form part of these financial statements.

Business Focused Solutions Super Fund

Operating Statement

For the year ended 30 June 2021

	Note	2021	2020
		\$	\$
Income			
Investment Income			
Trust Distributions	11	4,707.24	97.58
Dividends Received	10	3,982.98	721.84
Interest Received		105.84	2,372.53
Investment Gains			
Changes in Market Values	12	116,498.25	14,887.05
Contribution Income			
Employer Contributions		22,189.52	7,125.04
Personal Concessional		4,864.93	60,000.00
Transfers In		20,072.61	0.00
Total Income		<u>172,421.37</u>	<u>85,204.04</u>
Expenses			
Accountancy Fees		4,400.00	0.00
ATO Supervisory Levy		259.00	259.00
Auditor's Remuneration		275.00	198.00
Bank Charges		5.00	0.00
		<u>4,939.00</u>	<u>457.00</u>
Member Payments			
Life Insurance Premiums		6,107.24	8,468.59
Total Expenses		<u>11,046.24</u>	<u>8,925.59</u>
Benefits accrued as a result of operations before income tax			
		<u>161,375.13</u>	<u>76,278.45</u>
Income Tax Expense	13	528.96	8,838.93
Benefits accrued as a result of operations		<u>160,846.17</u>	<u>67,439.52</u>

The accompanying notes form part of these financial statements.

Business Focused Solutions Super Fund

Fund Summary Report

As at 30 June 2021

Fund Details

Date Formed: 01/03/2002
Tax File Number: Provided
ABN: 39452788105

Period: 01/07/2020 - 30/06/2021
Fund Type: SMSF
GST Registered: No

Postal Address:

PO Box 354
Aspley, Queensland 4034

Physical Address:

PO Box 354
Aspley, Queensland 4034

Members

Number of Members: 3

Name	Age	Member Accounts	Pension Accounts	Tax File Number	Beneficiary Details
Greco, Salvatore Enrico	55	1	0	Provided	Not Provided
Greco, Michell Kay	54	1	0	Provided	Provided
Greco, Serafina	20	1	0	Provided	Not Provided

Fund Relationships

Relationship Type	Contact
Accountant	Sam Greco & Co Chartered Accountants
Accountant/Bookkeeper	Sam Greco & Co Chartered Accountants
Auditor	Super Audits Pty Ltd
Auditor	Boys, Anthony
Fund Contact	Salvatore and Michell Greco
Fund Contact	Greco, Salvatore Enrico
Fund Contact	Greco, Michell Kay
Tax Agent	Sam Greco & Co Chartered Accountants
Trustee	Greco, Salvatore Enrico
Trustee	Greco, Michell Kay