

From First to Last by Account  
Options: Not summarised, Excluding NIL Balances  
Client Code: DWD101 From 01/07/2022 To 30/06/2023

Last Year	Account	Description	Debit	Credit
	<b>197</b>	<b>Managed fund distributions</b>		
(842.92)	19707	APN Property for Income Fund No. 2	-	
(59130.96)	19710	Balmain Opportunity Trust		82674.53
(156.32)	19725	ING Tax Effective Income Trust	-	
(2071.55)	19727	ING Blue Chip Imputation Trust	-	
(3335.54)	19728	ING Emerging Companies Trust	-	
(3004.77)	19730	Blackrock Australian Share Fund		747.56
(164941.86)	198	Fortitude income		187008.40
	<b>199</b>	<b>Interest received</b>		
(17260.94)	19901	Fortitude rebates	-	
(402.60)	19902	Macquarie CMT		3812.80
	<b>204</b>	<b>Changes in net market values of other assets</b>		
1064782.28	20402	Direct equities	132430.86	
(24031.75)	20404	Managed funds	-	
(28040.69)	20432	Direct equities	-	
14947.59	20434	Managed funds	-	
931.45	344	Advisor fees	600.50	
259.00	364	Filing fees	259.00	
	<b>550</b>	<b>SUPERANNUATION FUND</b>		
777700.42	55002	Profit Earned This Year	-	
(777700.42)	55003	Distribution to Members	140952.93	
	<b>551</b>	<b>MALCOLM REYNOLDS GREER</b>		
(1924600.00)	55101	Balance at beginning of year		1656571.51
247088.37	55102	Allocated earnings		43946.18
(47059.88)	55105	Income tax expense on earnings		17212.70
68000.00	55115	Benefits paid during year	58000.00	
	<b>552</b>	<b>SUSANNE MARY GREER</b>		
(2111425.89)	55201	Balance at beginning of year		1838980.12
271073.88	55202	Allocated earnings		48785.18
(51628.11)	55205	Income tax expense on earnings		19108.02
53000.00	55215	Benefits paid during year	58000.00	
	<b>553</b>	<b>BENJAMIN MACGREGOR GREER</b>		
(1071977.81)	55301	Balance at beginning of year		966833.23
137625.09	55302	Allocated earnings		25648.53
(26211.76)	55305	Income tax expense on earnings		10045.94
(7375.00)	55307	Contributions from employer		27500.00
1106.25	55310	Income tax expense on contributions	4125.00	
-	55311	Super surcharge payments	264.30	
	<b>554</b>	<b>KATE HENSHAW</b>		
(949595.09)	55401	Balance at Beginning of Year		850901.29
121913.08	55402	Allocated Earnings		22573.04
(23219.28)	55405	Income Tax Expense on Earnings		8841.34

From First to Last by Account  
Options: Not summarised, Excluding NIL Balances  
Client Code: DWD101 From 01/07/2022 To 30/06/2023

Last Year	Account	Description	Debit	Credit
-	55407	Contributions from Employer		27495.00
-	55410	Income Tax Expense on Contributions	4124.25	
	<b>680</b>	<b>Cash at bank</b>		
93384.09	68001	Macquarie CMT account	75828.85	
10294.45	68002	Macquarie Accelerator account	93088.53	
	<b>795</b>	<b>Direct equities</b>		
115278.50	79501	AFIC Ltd	108524.50	
236375.00	79504	Airlie Aust Share Fund	268150.00	
359911.20	79505	Argo Investments Ltd	358275.24	
72250.00	79510	Baildor Tech Investments Ltd	58250.00	
190742.30	79515	BKI Inv Coy Ltd	198211.12	
12250.00	79520	Antipodes Global Inv Coy Ltd	7500.00	
-	79525	Diversified United Inv Ltd	98773.92	
149340.00	79530	Gryphon Capital Trust	145920.00	
344147.44	79540	KKR Credit Fund	363056.64	
299366.60	79550	MFF Capital Investments Ltd	360323.60	
2005.82	79559	Magellan Financial Group Ltd - Options	545.80	
282030.68	79560	Magellan Financial Group Ltd	268557.51	
195882.54	79561	Magellan Global Fund	241198.65	
307291.16	79570	Washington Soul Pattinsons Ltd	414856.12	
440123.49	79580	Whitefield Ltd	452422.35	
357372.99	79590	WCM Global Growth Ltd	349736.82	
76.00	79591	WCM Global Growth - Options	-	
255008.46	79593	Whitefield Ltd	-	
99000.00	79595	Finclear Holdings Ltd	-	
50040.00	79596	Rapid Response Revival Research Ltd	70020.00	
	<b>796</b>	<b>International equities</b>		
194576.43	79610	Berkshire Hathaway Inc	253049.84	
104811.94	79630	GQG Partners Inc	99427.76	
	<b>799</b>	<b>Managed funds</b>		
1000000.00	79910	Balmain Opportunity Trust	1000000.00	
39633.58	79930	Blackrock Australian Share Fund	38601.88	
33442.83	904	Provision for income tax	33003.65	
68650.65	944	Provision for deferred tax liability	82605.75	
	<b>999</b>	<b>Jobstream Selection Account</b>		
22.00	99901	Jobstream Selection Account	-	

From First to Last by Account  
Options: Not summarised, Excluding NIL Balances  
Client Code: DWD101 From 01/07/2022 To 30/06/2023

Last Year	Account	Description	Debit	Credit
(22.00)	99999	Clearing balance	-	
<u>777700.42</u>		Total	<u>5838685.37</u>	<u>5838685.37</u>

NET PROFIT THIS YEAR 140952.93  
NET LOSS LAST YEAR 777700.42

No. of Accounts: 66  
No. of Entries: 101

Client Code: DWD101 From First to Last by Account  
From 01/07/2022 To 30/06/2023

Date	Type Gp	Ref.	Debit	Credit	Balance
<b>197</b>	<b>Managed fund distributions</b>				
<b>19710</b>	<b>Balmain Opportunity Trust</b>				
	LY Closing Balance				(59130.96)
30/06/2023	Jnl	3		82674.53	(82674.53)
	mbl cash receipts & pmts for the year				
	Closing Balance		0.00	82674.53	(82674.53)
<b>19730</b>	<b>Blackrock Australian Share Fund</b>				
	LY Closing Balance				(3004.77)
30/06/2023	Jnl	3		747.56	(747.56)
	mbl cash receipts & pmts for the year				
	Closing Balance		0.00	747.56	(747.56)
<b>198</b>	<b>Fortitude income</b>				
	LY Closing Balance				(164941.86)
30/06/2023	Jnl	3		187008.40	(187008.40)
	mbl cash receipts & pmts for the year				
	Closing Balance		0.00	187008.40	(187008.40)
<b>199</b>	<b>Interest received</b>				
<b>19902</b>	<b>Macquarie CMT</b>				
	LY Closing Balance				(402.60)
30/06/2023	Jnl	1		2794.08	(2794.08)
	mbl accel acct cash receipts & pmts for the year				
30/06/2023	Jnl	3		1018.72	(3812.80)
	mbl cash receipts & pmts for the year				
	Closing Balance		0.00	3812.80	(3812.80)
<b>204</b>	<b>Changes in net market values of other assets</b>				
<b>20402</b>	<b>Direct equities</b>				
	LY Closing Balance				1064782.28
30/06/2023	Jnl	4	127081.13		127081.13
	revaluation of investments to market value at year end				
30/06/2023	Jnl	3	5349.73		132430.86
	Closing Balance		132430.86	0.00	132430.86
<b>344</b>	<b>Advisor fees</b>				
	LY Closing Balance				931.45
30/06/2023	Jnl	3	600.00		600.00
	mbl cash receipts & pmts for the year				
30/06/2023	Jnl	3	0.50		600.50
	mbl cash receipts & pmts for the year				

Client Code: DWD101 From First to Last by Account  
From 01/07/2022 To 30/06/2023

Date	Type Gp	Ref.	Debit	Credit	Balance	
			Closing Balance	600.50	0.00	600.50
	<b>364</b>	<b>Filing fees</b>				
			LY Closing Balance			259.00
30/06/2023	Jnl	3	259.00			259.00
			mbl cash receipts & pmts for the year			
			Closing Balance	259.00	0.00	259.00
	<b>550</b>	<b>SUPERANNUATION FUND</b>				
	<b>55001</b>	<b>Unallocated Benefits Brought Forward</b>				
			Opening Balance			0.00
01/07/2022	Jnl		777700.42			777700.42
			Year end balance forward			
01/07/2022	Jnl			777700.42		0.00
			Year end balance forward			
			Closing Balance	777700.42	777700.42	0.00
	<b>55002</b>	<b>Profit Earned This Year</b>				
			Opening Balance			777700.42
01/07/2022	Jnl			777700.42		0.00
			Year end balance forward : Profit distribution			
			Closing Balance	0.00	777700.42	0.00
	<b>55003</b>	<b>Distribution to Members</b>				
			Opening Balance			(777700.42)
01/07/2022	Jnl		777700.42			0.00
			Year end balance forward			
30/06/2023	Jnl	5	140952.93			140952.93
			allocation of net earnings to members for the year			
			Closing Balance	918653.35	0.00	140952.93
	<b>551</b>	<b>MALCOLM REYNOLDS GREER</b>				
	<b>55101</b>	<b>Balance at beginning of year</b>				
			Opening Balance			(1924600.00)
01/07/2022	Jnl		247088.37			(1677511.63)
			Year end balance forward			
01/07/2022	Jnl			47059.88		(1724571.51)
			Year end balance forward			
01/07/2022	Jnl		68000.00			(1656571.51)
			Year end balance forward			
			Closing Balance	315088.37	47059.88	(1656571.51)

Client Code: DWD101 From First to Last by Account  
From 01/07/2022 To 30/06/2023

Date	Type Gp	Ref.	Debit	Credit	Balance
<b>55102 Allocated earnings</b>					
					Opening Balance
					247088.37
01/07/2022	Jnl			247088.37	0.00
					Year end balance forward
30/06/2023	Jnl	5		43946.18	(43946.18)
					allocation of net earnings to members for the year
			Closing Balance	0.00	291034.55
					(43946.18)
<b>55105 Income tax expense on earnings</b>					
					Opening Balance
					(47059.88)
01/07/2022	Jnl		47059.88		0.00
					Year end balance forward
30/06/2023	Jnl	6		17212.70	(17212.70)
					tax expense for the year
			Closing Balance	47059.88	17212.70
					(17212.70)
<b>55115 Benefits paid during year</b>					
					Opening Balance
					68000.00
01/07/2022	Jnl			68000.00	0.00
					Year end balance forward
30/06/2023	Jnl	3	58000.00		58000.00
					mbl cash receipts & pmts for the year
			Closing Balance	58000.00	68000.00
					58000.00
<b>552 SUSANNE MARY GREER</b>					
<b>55201 Balance at beginning of year</b>					
					Opening Balance
					(2111425.89)
01/07/2022	Jnl		271073.88		(1840352.01)
					Year end balance forward
01/07/2022	Jnl			51628.11	(1891980.12)
					Year end balance forward
01/07/2022	Jnl		53000.00		(1838980.12)
					Year end balance forward
			Closing Balance	324073.88	51628.11
					(1838980.12)
<b>55202 Allocated earnings</b>					
					Opening Balance
					271073.88
01/07/2022	Jnl			271073.88	0.00
					Year end balance forward
30/06/2023	Jnl	5		48785.18	(48785.18)
					allocation of net earnings to members for the year
			Closing Balance	0.00	319859.06
					(48785.18)

Client Code: DWD101

From First to Last by Account  
From 01/07/2022 To 30/06/2023

<b>Date</b>	<b>Type Gp</b>	<b>Ref.</b>	<b>Debit</b>	<b>Credit</b>	<b>Balance</b>
<b>55205 Income tax expense on earnings</b>					
Opening Balance					(51628.11)
01/07/2022	Jnl		51628.11		0.00
Year end balance forward					
30/06/2023	Jnl	6		19108.02	(19108.02)
tax expense for the year					
Closing Balance					(19108.02)
<b>55215 Benefits paid during year</b>					
Opening Balance					53000.00
01/07/2022	Jnl			53000.00	0.00
Year end balance forward					
30/06/2023	Jnl	3	58000.00		58000.00
mbl cash receipts & pmts for the year					
Closing Balance					58000.00
<b>553 BENJAMIN MACGREGOR GREER</b>					
<b>55301 Balance at beginning of year</b>					
Opening Balance					(1071977.81)
01/07/2022	Jnl		137625.09		(934352.72)
Year end balance forward					
01/07/2022	Jnl			26211.76	(960564.48)
Year end balance forward					
01/07/2022	Jnl			7375.00	(967939.48)
Year end balance forward					
01/07/2022	Jnl		1106.25		(966833.23)
Year end balance forward					
Closing Balance					(966833.23)
<b>55302 Allocated earnings</b>					
Opening Balance					137625.09
01/07/2022	Jnl			137625.09	0.00
Year end balance forward					
30/06/2023	Jnl	5		25648.53	(25648.53)
allocation of net earnings to members for the year					
Closing Balance					(25648.53)
<b>55305 Income tax expense on earnings</b>					
Opening Balance					(26211.76)
01/07/2022	Jnl		26211.76		0.00
Year end balance forward					
30/06/2023	Jnl	6		10045.94	(10045.94)
tax expense for the year					
Closing Balance					(10045.94)

Client Code: DWD101 From First to Last by Account  
From 01/07/2022 To 30/06/2023

Date	Type Gp	Ref.	Debit	Credit	Balance
<b>55307 Contributions from employer</b>					
					Opening Balance (7375.00)
01/07/2022	Jnl		7375.00		0.00
					Year end balance forward
30/06/2023	Jnl	2		27500.00	(27500.00)
					in spec emp cont for B & K Greer mfg
			Closing Balance 7375.00	27500.00	(27500.00)
<b>55310 Income tax expense on contributions</b>					
					Opening Balance 1106.25
01/07/2022	Jnl			1106.25	0.00
					Year end balance forward
30/06/2023	Jnl	6	4125.00		4125.00
					tax expense for the year
			Closing Balance 4125.00	1106.25	4125.00
<b>55311 Super surcharge payments</b>					
					Opening Balance 0.00
30/06/2023	Jnl	3	264.30		264.30
					mbl cash receipts & pmts for the year
			Closing Balance 264.30	0.00	264.30
<b>554 KATE HENSHAW</b>					
<b>55401 Balance at Beginning of Year</b>					
					Opening Balance (949595.09)
01/07/2022	Jnl		121913.08		(827682.01)
					Year end balance forward
01/07/2022	Jnl			23219.28	(850901.29)
					Year end balance forward
			Closing Balance 121913.08	23219.28	(850901.29)
<b>55402 Allocated Earnings</b>					
					Opening Balance 121913.08
01/07/2022	Jnl			121913.08	0.00
					Year end balance forward
30/06/2023	Jnl	5		22573.04	(22573.04)
					allocation of net earnings to members for the year
			Closing Balance 0.00	144486.12	(22573.04)
<b>55405 Income Tax Expense on Earnings</b>					
					Opening Balance (23219.28)
01/07/2022	Jnl		23219.28		0.00
					Year end balance forward
30/06/2023	Jnl	6		8841.34	(8841.34)
					tax expense for the year



Client Code: DWD101 From First to Last by Account  
From 01/07/2022 To 30/06/2023

Date	Type Gp	Ref.	Debit	Credit	Balance
<b>55405</b>	<b>Income Tax Expense on Earnings : Continued</b>				
Closing Balance			23219.28	8841.34	(8841.34)
<b>55407</b>	<b>Contributions from Employer</b>				
Opening Balance					0.00
30/06/2023	Jnl	2		27495.00	(27495.00)
			in spec emp cont for B & K Greer		
Closing Balance			0.00	27495.00	(27495.00)
<b>55410</b>	<b>Income Tax Expense on Contributions</b>				
Opening Balance					0.00
30/06/2023	Jnl	6	4124.25		4124.25
			tax expense for the year		
Closing Balance			4124.25	0.00	4124.25
<b>680</b>	<b>Cash at bank</b>				
<b>68001</b>	<b>Macquarie CMT account</b>				
Opening Balance					93384.09
30/06/2023	Jnl	3	38557.70		131941.79
			mbl cash receipts & pmts for the year		
30/06/2023	Jnl	3	226.19		132167.98
			mbl cash receipts & pmts for the year blackrock		
30/06/2023	Jnl	3		1109.60	131058.38
			mbl cash receipts & pmts for the year gci dist		
30/06/2023	Jnl	3		7027.40	124030.98
			mbl cash receipts & pmts for the year bot dist		
30/06/2023	Jnl	3		2068.19	121962.79
			mbl cash receipts & pmts for the year kkd dist		
30/06/2023	Jnl	3		5394.08	116568.71
			mbl cash receipts & pmts for the year mfg dist		
30/06/2023	Jnl	3		5177.00	111391.71
			mbl cash receipts & pmts for the year mgf dist		
30/06/2023	Jnl	3		35562.86	75828.85
			mbl cash receipts & pmts for the year		
Closing Balance			38783.89	56339.13	75828.85
<b>68002</b>	<b>Macquarie Accelerator account</b>				
Opening Balance					10294.45
30/06/2023	Jnl	1	82794.08		93088.53
			mbl accel acct cash receipts & pmts for the year		
Closing Balance			82794.08	0.00	93088.53

Client Code: DWD101

From First to Last by Account  
From 01/07/2022 To 30/06/2023

Date	Type	Gp	Ref.	Debit	Credit	Balance
<b>795</b>	<b>Direct equities</b>					
<b>79501</b>	<b>AFIC Ltd</b>					
	Opening Balance					115278.50
30/06/2023	Jnl		4		6754.00	108524.50
	revaluation of investments to market value at year end					
	Closing Balance					108524.50
				0.00	6754.00	108524.50
<b>79504</b>	<b>Airlie Aust Share Fund</b>					
	Opening Balance					236375.00
30/06/2023	Jnl		4	31775.00		268150.00
	revaluation of investments to market value at year end					
	Closing Balance					268150.00
				31775.00	0.00	268150.00
<b>79505</b>	<b>Argo Investments Ltd</b>					
	Opening Balance					359911.20
30/06/2023	Jnl		4		1635.96	358275.24
	revaluation of investments to market value at year end					
	Closing Balance					358275.24
				0.00	1635.96	358275.24
<b>79510</b>	<b>Baildor Tech Investments Ltd</b>					
	Opening Balance					72250.00
30/06/2023	Jnl		4		14000.00	58250.00
	revaluation of investments to market value at year end					
	Closing Balance					58250.00
				0.00	14000.00	58250.00
<b>79515</b>	<b>BKI Inv Coy Ltd</b>					
	Opening Balance					190742.30
30/06/2023	Jnl		4	7468.82		198211.12
	revaluation of investments to market value at year end					
	Closing Balance					198211.12
				7468.82	0.00	198211.12
<b>79520</b>	<b>Antipodes Global Inv Coy Ltd</b>					
	Opening Balance					12250.00
30/06/2023	Jnl		4		4750.00	7500.00
	revaluation of investments to market value at year end					
	Closing Balance					7500.00
				0.00	4750.00	7500.00

Client Code: DWD101  
From First to Last by Account  
From 01/07/2022 To 30/06/2023

Date	Type Gp	Ref.	Debit	Credit	Balance
<b>79525 Diversified United Inv Ltd</b>					
Opening Balance					0.00
30/06/2023	Jnl	3	99993.75		99993.75
			mbl cash receipts & pmts for the year		
30/06/2023	Jnl	4		1219.83	98773.92
			revaluation of investments to market value at year end		
Closing Balance					98773.92
<b>79530 Gryphon Capital Trust</b>					
Opening Balance					149340.00
30/06/2023	Jnl	4		3420.00	145920.00
			revaluation of investments to market value at year end		
Closing Balance					145920.00
<b>79540 KKR Credit Fund</b>					
Opening Balance					344147.44
30/06/2023	Jnl	4	18909.20		363056.64
			revaluation of investments to market value at year end		
Closing Balance					363056.64
<b>79550 MFF Capital Investments Ltd</b>					
Opening Balance					299366.60
30/06/2023	Jnl	4	60957.00		360323.60
			revaluation of investments to market value at year end		
Closing Balance					360323.60
<b>79559 Magellan Financial Group Ltd - Options</b>					
Opening Balance					2005.82
30/06/2023	Jnl	4		1460.02	545.80
			revaluation of investments to market value at year end		
Closing Balance					545.80
<b>79560 Magellan Financial Group Ltd</b>					
Opening Balance					282030.68
30/06/2023	Jnl	2	54995.00		337025.68
			in spec emp cont for B & K Greer		
30/06/2023	Jnl	4		68468.17	268557.51
			revaluation of investments to market value at year end		
Closing Balance					268557.51

Client Code: DWD101  
From First to Last by Account  
From 01/07/2022 To 30/06/2023

Date	Type	Gp	Ref.	Debit	Credit	Balance
<b>79561</b>			<b>Magellan Global Fund</b>			
			Opening Balance			195882.54
30/06/2023	Jnl		4	45316.11		241198.65
			revaluation of investments to market value at year end			
			Closing Balance	45316.11	0.00	241198.65
<b>79570</b>			<b>Washington Soul Pattinsons Ltd</b>			
			Opening Balance			307291.16
30/06/2023	Jnl		4	107564.96		414856.12
			revaluation of investments to market value at year end			
			Closing Balance	107564.96	0.00	414856.12
<b>79580</b>			<b>Whitefield Ltd</b>			
			Opening Balance			440123.49
30/06/2023	Jnl		4	12298.86		452422.35
			revaluation of investments to market value at year end			
			Closing Balance	12298.86	0.00	452422.35
<b>79590</b>			<b>WCM Global Growth Ltd</b>			
			Opening Balance			357372.99
30/06/2023	Jnl		4		7636.17	349736.82
			revaluation of investments to market value at year end			
			Closing Balance	0.00	7636.17	349736.82
<b>79591</b>			<b>WCM Global Growth - Options</b>			
			Opening Balance			76.00
30/06/2023	Jnl		4		76.00	0.00
			revaluation of investments to market value at year end			
			Closing Balance	0.00	76.00	0.00
<b>79593</b>			<b>Whitefield Ltd</b>			
			Opening Balance			255008.46
30/06/2023	Jnl		4		255008.46	0.00
			revaluation of investments to market value at year end			
			Closing Balance	0.00	255008.46	0.00

Client Code: DWD101 From First to Last by Account  
From 01/07/2022 To 30/06/2023

Date	Type Gp	Ref.	Debit	Credit	Balance
<b>79595</b>		<b>Finclear Holdings Ltd</b>			
Opening Balance					99000.00
30/06/2023	Jnl	4		99000.00	0.00
		revaluation of investments to market value at year end			
Closing Balance			0.00	99000.00	0.00
<b>79596</b>		<b>Rapid Response Revival Research Ltd</b>			
Opening Balance					50040.00
30/06/2023	Jnl	3	19980.00		70020.00
		mbl cash receipts & pmts for the year			
Closing Balance			19980.00	0.00	70020.00
<b>796</b>		<b>International equities</b>			
<b>79610</b>		<b>Berkshire Hathaway Inc</b>			
Opening Balance					194576.43
30/06/2023	Jnl	4	58473.41		253049.84
		revaluation of investments to market value at year end			
Closing Balance			58473.41	0.00	253049.84
<b>79630</b>		<b>GQG Partners Inc</b>			
Opening Balance					104811.94
30/06/2023	Jnl	4		5384.18	99427.76
		revaluation of investments to market value at year end			
Closing Balance			0.00	5384.18	99427.76
<b>799</b>		<b>Managed funds</b>			
<b>79910</b>		<b>Balmain Opportunity Trust</b>			
Opening Balance					1000000.00
Closing Balance			0.00	0.00	1000000.00
<b>79930</b>		<b>Blackrock Australian Share Fund</b>			
Opening Balance					39633.58
30/06/2023	Jnl	4		1031.70	38601.88
		revaluation of investments to market value at year end			
Closing Balance			0.00	1031.70	38601.88

Client Code: DWD101 From First to Last by Account  
From 01/07/2022 To 30/06/2023

Date	Type Gp	Ref.	Debit	Credit	Balance
<b>904</b>	<b>Provision for income tax</b>				
Opening Balance					33442.83
30/06/2023	Jnl	3		33442.83	0.00
			mbl cash receipts & pmts for the year		
30/06/2023	Jnl	6	33003.65		33003.65
			tax expense for the year		
Closing Balance			33003.65	33442.83	33003.65
<b>944</b>	<b>Provision for deferred tax liability</b>				
Opening Balance					68650.65
30/06/2023	Jnl	6	13955.10		82605.75
			tax expense for the year		
Closing Balance			13955.10	0.00	82605.75
<b>969</b>	<b>SUSPENSE ACCOUNT (Balance Sheet)</b>				
Opening Balance					0.00
30/06/2023	Jnl	1	35000.00		35000.00
			mbl accel acct cash receipts & pmts for the year cmt trf		
30/06/2023	Jnl	1	100000.00		135000.00
			mbl accel acct cash receipts & pmts for the year cmt trf		
30/06/2023	Jnl	1		40000.00	95000.00
			mbl accel acct cash receipts & pmts for the year cmt trf		
30/06/2023	Jnl	1		175000.00	(80000.00)
			mbl accel acct cash receipts & pmts for the year cmt trf		
30/06/2023	Jnl	3	40000.00		(40000.00)
			mbl cash receipts & pmts for the year		
30/06/2023	Jnl	3	175000.00		135000.00
			mbl cash receipts & pmts for the year		
30/06/2023	Jnl	3		100000.00	35000.00
			mbl cash receipts & pmts for the year		
30/06/2023	Jnl	3		35000.00	0.00
			mbl cash receipts & pmts for the year		
Closing Balance			350000.00	350000.00	0.00
<b>999</b>	<b>Jobstream Selection Account</b>				
<b>99901</b>	<b>Jobstream Selection Account</b>				
Opening Balance					22.00
30/06/2023	Jnl	0		22.00	0.00
			rollover adj		
Closing Balance			0.00	22.00	0.00

Client Code: DWD101  
From First to Last by Account  
From 01/07/2022 To 30/06/2023

Date	Type	Gp	Ref.	Debit	Credit	Balance
99999	Clearing balance					
	Opening Balance					(22.00)
30/06/2023	Jnl		0	22.00		0.00
	rollover adj					
	Closing Balance			22.00	0.00	0.00
	Debits				4045749.21	
	Credits				4045749.21	
	No. of Accounts				60.00	
	No. of Entries				101.00	

Client Code: DWD101

Date	Type	Grp	Ref	Account	Description	Amount	Bal2	Narration
01/07/2022	Jnl			55002	Profit Earned This Year	(777700.42)	-	Year end balance forward : Profit distribution
01/07/2022	Jnl			55001	Unallocated Benefits Brought Forward	777700.42	-	Year end balance forward
01/07/2022	Jnl			55003	Distribution to Members	777700.42	-	Year end balance forward
01/07/2022	Jnl			55001	Unallocated Benefits Brought Forward	(777700.42)	-	Year end balance forward
01/07/2022	Jnl			55102	Allocated earnings	(247088.37)	-	Year end balance forward
01/07/2022	Jnl			55101	Balance at beginning of year	247088.37	-	Year end balance forward
01/07/2022	Jnl			55105	Income tax expense on earnings	47059.88	-	Year end balance forward
01/07/2022	Jnl			55101	Balance at beginning of year	(47059.88)	-	Year end balance forward
01/07/2022	Jnl			55115	Benefits paid during year	(68000.00)	-	Year end balance forward
01/07/2022	Jnl			55101	Balance at beginning of year	68000.00	-	Year end balance forward
01/07/2022	Jnl			55202	Allocated earnings	(271073.88)	-	Year end balance forward
01/07/2022	Jnl			55201	Balance at beginning of year	271073.88	-	Year end balance forward
01/07/2022	Jnl			55205	Income tax expense on earnings	51628.11	-	Year end balance forward
01/07/2022	Jnl			55201	Balance at beginning of year	(51628.11)	-	Year end balance forward
01/07/2022	Jnl			55215	Benefits paid during year	(53000.00)	-	Year end balance forward
01/07/2022	Jnl			55201	Balance at beginning of year	53000.00	-	Year end balance forward
01/07/2022	Jnl			55302	Allocated earnings	(137625.09)	-	Year end balance forward
01/07/2022	Jnl			55301	Balance at beginning of year	137625.09	-	Year end balance forward
01/07/2022	Jnl			55305	Income tax expense on earnings	26211.76	-	Year end balance forward
01/07/2022	Jnl			55301	Balance at beginning of year	(26211.76)	-	Year end balance forward
01/07/2022	Jnl			55307	Contributions from employer	7375.00	-	Year end balance forward
01/07/2022	Jnl			55301	Balance at beginning of year	(7375.00)	-	Year end balance forward
01/07/2022	Jnl			55310	Income tax expense on		-	Year end balance forward



Client Code: DWD101

Date	Type	Grp	Ref	Account	Description	Amount	Bal2	Narration
01/07/2022	Jnl			55301	contributions Balance at beginning of year	(1106.25)	-	Year end balance forward
01/07/2022	Jnl			55402	Allocated Earnings	1106.25	-	Year end balance forward
01/07/2022	Jnl			55401	Balance at Beginning of Year	(121913.08)	-	Year end balance forward
01/07/2022	Jnl			55405	Income Tax Expense on Earnings	121913.08	-	Year end balance forward
01/07/2022	Jnl			55401	Balance at Beginning of Year	23219.28	-	Year end balance forward
30/06/2023	Jnl		0	99999	Clearing balance	(23219.28)	-	Year end balance forward
30/06/2023	Jnl		0	99901	Jobstream Selection Account	22.00	-	rollover adj
30/06/2023	Jnl		1	68002	Macquarie Accelerator account	(22.00)	-	rollover adj
30/06/2023	Jnl		1	969	SUSPENSE ACCOUNT (Balance Sheet)	82794.08	-	mbl accel acct cash receipts & pmts for the year
30/06/2023	Jnl		1	969	SUSPENSE ACCOUNT (Balance Sheet)	35000.00	-	mbl accel acct cash receipts & pmts for the year
30/06/2023	Jnl		1	969	SUSPENSE ACCOUNT (Balance Sheet)	100000.00	-	mbl accel acct cash receipts & pmts for the year
30/06/2023	Jnl		1	969	SUSPENSE ACCOUNT (Balance Sheet)	(40000.00)	-	mbl accel acct cash receipts & pmts for the year
30/06/2023	Jnl		1	969	SUSPENSE ACCOUNT (Balance Sheet)	(175000.00)	-	mbl accel acct cash receipts & pmts for the year
30/06/2023	Jnl		1	19902	Macquarie CMT	(2794.08)	-	mbl accel acct cash receipts & pmts for the year
30/06/2023	Jnl		2	79560	Magellan Financial Group Ltd	54995.00	-	in spec emp cont for B & K Greer
30/06/2023	Jnl		2	55307	Contributions from employer	(27500.00)	-	in spec emp cont for B & K Greer
30/06/2023	Jnl		2	55407	Contributions from Employer	(27495.00)	-	in spec emp cont for B & K Greer
30/06/2023	Jnl		3	68001	Macquarie CMT account	38557.70	-	mbl cash receipts & pmts for the year
30/06/2023	Jnl		3	19902	Macquarie CMT	(1018.72)	-	mbl cash receipts & pmts for the year

Client Code: DWD101

Date	Type	Grp	Ref	Account	Description	Amount	Bal2	Narration
30/06/2023	Jnl		3	344	Advisor fees	600.00	-	mbl cash receipts & pmnts for the year
30/06/2023	Jnl		3	55311	Super surcharge payments	264.30	-	mbl cash receipts & pmnts for the year
30/06/2023	Jnl		3	79525	Diversified United Inv Ltd	99993.75	-	mbl cash receipts & pmnts for the year
30/06/2023	Jnl		3	55115	Benefits paid during year	58000.00	-	mbl cash receipts & pmnts for the year
30/06/2023	Jnl		3	55215	Benefits paid during year	58000.00	-	mbl cash receipts & pmnts for the year
30/06/2023	Jnl		3	969	SUSPENSE ACCOUNT (Balance Sheet)	40000.00	-	mbl cash receipts & pmnts for the year
30/06/2023	Jnl		3	969	SUSPENSE ACCOUNT (Balance Sheet)	175000.00	-	mbl cash receipts & pmnts for the year
30/06/2023	Jnl		3	79596	Rapid Response Revival Research Ltd	19980.00	-	mbl cash receipts & pmnts for the year
30/06/2023	Jnl		3	198	Fortitude income	(187008.40)	-	mbl cash receipts & pmnts for the year
30/06/2023	Jnl		3	969	SUSPENSE ACCOUNT (Balance Sheet)	(100000.00)	-	mbl cash receipts & pmnts for the year
30/06/2023	Jnl		3	364	Filing fees	259.00	-	mbl cash receipts & pmnts for the year
30/06/2023	Jnl		3	904	Provision for income tax	(33442.83)	-	mbl cash receipts & pmnts for the year
30/06/2023	Jnl		3	344	Advisor fees	0.50	-	mbl cash receipts & pmnts for the year
30/06/2023	Jnl		3	19730	Blackrock Australian Share Fund	(747.56)	-	mbl cash receipts & pmnts for the year
30/06/2023	Jnl		3	68001	Macquarie CMT account	226.19	-	mbl cash receipts & pmnts for the year
30/06/2023	Jnl		3	19710	Balmain Opportunity Trust	(82674.53)	-	mbl cash receipts & pmnts for the year

Client Code: DWD101

Date	Type	Grp	Ref	Account	Description	Amount	Bal2	Narration
30/06/2023	Jnl		3	969	SUSPENSE ACCOUNT (Balance Sheet)	(35000.00)	-	mbl cash receipts & prmts for the year
30/06/2023	Jnl		3	68001	Macquarie CMT account	(1109.60)	-	mbl cash receipts & prmts for the year
30/06/2023	Jnl		3	68001	Macquarie CMT account	(7027.40)	-	mbl cash receipts & prmts for the year
30/06/2023	Jnl		3	68001	Macquarie CMT account	(2068.19)	-	mbl cash receipts & prmts for the year
30/06/2023	Jnl		3	68001	Macquarie CMT account	(5394.08)	-	mbl cash receipts & prmts for the year
30/06/2023	Jnl		3	68001	Macquarie CMT account	(5177.00)	-	mbl cash receipts & prmts for the year
30/06/2023	Jnl		3	68001	Macquarie CMT account	(35562.86)	-	mbl cash receipts & prmts for the year
30/06/2023	Jnl		3	20402 79559	Direct equities Magellan Financial Group Ltd - Options	5349.73	-	
30/06/2023	Jnl		4	79591	WCM Global Growth - Options	(76.00)	-	revaluation of investments to market value at year end
30/06/2023	Jnl		4	79930	Blackrock Australian Share Fund	(1031.70)	-	revaluation of investments to market value at year end
30/06/2023	Jnl		4	79610	Berkshire Hathaway Inc	58473.41	-	revaluation of investments to market value at year end
30/06/2023	Jnl		4	79504	Airlie Aust Share Fund	31775.00	-	revaluation of investments to market value at year end
30/06/2023	Jnl		4	79520	Antipodes Global Inv Coy Ltd	(4750.00)	-	revaluation of investments to market value at year end
30/06/2023	Jnl		4	79505	Argo Investments Ltd	(1635.96)	-	revaluation of investments to market value at year end
30/06/2023	Jnl		4	79501	AFIC Ltd	(6754.00)	-	revaluation of investments to market value at year end
30/06/2023	Jnl		4	79510	Baildor Tech Investments Ltd	(14000.00)	-	revaluation of investments to market value at year end
30/06/2023	Jnl		4	79515	BKI Inv Coy Ltd	7468.82	-	revaluation of investments to market value at year end

Client Code: DWD101

Date	Type	Grp	Ref	Account	Description	Amount	Bal2	Narration
30/06/2023	Jnl		4	79525	Diversified United Inv Ltd	(1219.83)	-	revaluation of investments to market value at year end
30/06/2023	Jnl		4	79630	GQG Partners Inc	(5384.18)	-	revaluation of investments to market value at year end
30/06/2023	Jnl		4	79530	Gryphon Capital Trust	(3420.00)	-	revaluation of investments to market value at year end
30/06/2023	Jnl		4	79540	KKR Credit Fund	18909.20	-	revaluation of investments to market value at year end
30/06/2023	Jnl		4	79560	Magellan Financial Group Ltd	(68468.17)	-	revaluation of investments to market value at year end
30/06/2023	Jnl		4	79561	Magellan Global Fund	45316.11	-	revaluation of investments to market value at year end
30/06/2023	Jnl		4	79550	MFF Capital Investments Ltd	60957.00	-	revaluation of investments to market value at year end
30/06/2023	Jnl		4	79570	Washington Soul Pattinsons Ltd	107564.96	-	revaluation of investments to market value at year end
30/06/2023	Jnl		4	79590	WCM Global Growth Ltd	(7636.17)	-	revaluation of investments to market value at year end
30/06/2023	Jnl		4	79580	Whitefield Ltd	12298.86	-	revaluation of investments to market value at year end
30/06/2023	Jnl		4	79593	Whitefield Ltd	(255008.46)	-	revaluation of investments to market value at year end
30/06/2023	Jnl		4	79595	Finclear Holdings Ltd	(99000.00)	-	revaluation of investments to market value at year end
30/06/2023	Jnl		4	20402	Direct equities	127081.13	-	revaluation of investments to market value at year end
30/06/2023	Jnl		5	55003	Distribution to Members	140952.93	-	allocation of net earnings to members for the year
30/06/2023	Jnl		5	55102	Allocated earnings	(43946.18)	-	allocation of net earnings to members for the year
30/06/2023	Jnl		5	55202	Allocated earnings	(48785.18)	-	allocation of net earnings to members for the year
30/06/2023	Jnl		5	55302	Allocated earnings	(25648.53)	-	allocation of net earnings to members for the year
30/06/2023	Jnl		5	55402	Allocated Earnings	(22573.04)	-	allocation of net earnings to members for the year

Client Code: DWD101

Date	Type	Grp	Ref	Account	Description	Amount	Bal12	Narration
30/06/2023	Jnl		6	904	Provision for income tax	33003.65	-	members for the year
30/06/2023	Jnl		6	944	Provision for deferred tax liability	13955.10	-	tax expense for the year
30/06/2023	Jnl		6	55310	Income tax expense on contributions	4125.00	-	tax expense for the year
30/06/2023	Jnl		6	55410	Income Tax Expense on Contributions	4124.25	-	tax expense for the year
30/06/2023	Jnl		6	55105	Income tax expense on earnings	(17212.70)	-	tax expense for the year
30/06/2023	Jnl		6	55205	Income tax expense on earnings	(19108.02)	-	tax expense for the year
30/06/2023	Jnl		6	55305	Income tax expense on earnings	(10045.94)	-	tax expense for the year
30/06/2023	Jnl		6	55405	Income Tax Expense on Earnings	(8841.34)	-	tax expense for the year

Debits: 4045749.21  
Credits: (4045749.21)  
Total: -

No. Trans: 101

**DUMPEX SUPERANNUATION FUND  
MEMBERS ACCOUNTS  
AS AT 30 JUNE 2023**

MEMBER	MALCOLM GREER	SUSANNE GREER	BEN GREER	KATE HENSHAW	TOTAL
OPENING BALANCE	<b>1,656,571.51</b>	<b>1,838,980.12</b>	<b>966,833.23</b>	<b>850,901.29</b>	<b>5,313,286.16</b>
EMPLOYER CONTRIBUTIONS	0.00	0.00	27,500.00	27,495.00	54,995.00
MEMBER CONTRIBUTIONS	0.00	0.00	0.00	0.00	0.00
TAX APPLICABLE TO CONTRIBUTIONS	0.00	0.00	-4,125.00	-4,124.25	-8,249.25
SURCHARGE ON CONTRIBUTIONS	0.00	0.00	-264.30	0.00	-264.30
BENEFITS TRANSFERRED IN	0.00	0.00	0.00	0.00	0.00
SHARE OF PROFIT	43,946.18	48,785.18	25,648.53	22,573.04	140,952.93
TAX APPLICABLE TO PROFIT	17,212.70	19,108.03	10,045.94	8,841.34	55,208.00
BENEFITS PAID OUT	-58,000.00	-58,000.00	0.00	0.00	-116,000.00
<b>TOTAL MEMBERS ACCOUNT</b>	<b>1,659,730.39</b>	<b>1,848,873.33</b>	<b>1,025,638.40</b>	<b>905,686.42</b>	<b>5,439,928.54</b>
<b>REPRESENTED BY</b>					
<b>TAX FREE COMPONENT</b>					
CONTRIBUTION SEGMENT TAXED	0.00	0.00	540,000.00	540,000.00	1,080,000.00
UNDEDUCTED CONTRIBUTIONS - PRE 17/07	244,200.79	292,599.68	0.00	0.00	536,800.48
<b>TAXABLE COMPONENT</b>					
TAXED ELEMENT	1,415,529.60	1,556,273.65	485,638.40	365,686.42	<b>3,823,128.06</b>
UNTAXED ELEMENT (INSURANCE COMPONENT)	0.00	0.00	0.00	0.00	<b>0.00</b>
<b>TOTAL MEMBERS BENEFIT</b>	<b>1,659,730.39</b>	<b>1,848,873.33</b>	<b>1,025,638.40</b>	<b>905,686.42</b>	<b>5,439,928.54</b>
<b>ELIGIBLE SERVICE PERIOD</b>					
DATE OF BIRTH	31/05/1941	30/03/1948	01/01/1975	17/06/1977	
AGE - 30 JUNE 2023	82	75	48	46	
PRE JUNE 1983 DAYS	0	0	0	0	
POST JUNE 1983 DAYS	13,610	13,610	2,555	2,555	
TOTAL SERVICE DAYS - 30/06/23	13,610	13,610	2,555	2,555	
<b>MEMBERS RBL LIMIT - LUMP SUM</b>	<b>814,564.92</b>	<b>648,946.00</b>	<b>648,946.00</b>	<b>648,946.00</b>	
EXCESS BENEFITS	600,964.68	907,327.65	376,692.40	256,740.42	
<b>MEMBERS RBL LIMIT - PENSION</b>	<b>1,297,886.00</b>	<b>1,297,886.00</b>	<b>1,297,886.00</b>	<b>1,297,886.00</b>	
EXCESS BENEFITS	117,643.60	550,987.33	0.00	0.00	

**KEY NOTES & FORMULAS**

<b>CONTRIBUTIONS SEGMENT</b>					
OPENING BALANCE - 01/07/2022	0.00	0.00	540,000.00	540,000.00	
EXTERNAL FUND TRANSFERS	0.00	0.00	0.00	0.00	0.00
MEMBERS CONTRIBUTIONS	0.00	0.00	0.00	0.00	0.00
LESS: BENEFITS PAID/ TRANSFERS OUT	0.00	0.00	0.00	0.00	0.00
	0.00	0.00	540,000.00	540,000.00	
<b>CRYSTALLISED SEGMENT</b>					
UNDEDUCTED CONTRIBUTIONS - PRE 17/07	253,060.98	302,128.58	0.00	0.00	0.00
PRE JULY 1983 COMPONENT - PRE 17/07	0.00	0.00	0.00	0.00	0.00
EXTERNAL FUND TRANSFERS	0.00	0.00	0.00	0.00	0.00
CGT EXEMPT COMPONENT	0.00	0.00	0.00	0.00	0.00
CONCESSIONAL COMPONENT	0.00	0.00	0.00	0.00	0.00
POST JUNE 1994 INVALIDITY COMPONENT	0.00	0.00	0.00	0.00	0.00
LESS: BENEFITS PAID/ TRANSFERS OUT	-8,860.19	-9,528.90	0.00	0.00	0.00
	244,200.79	292,599.68	0.00	0.00	0.00
<b>TAXABLE COMPONENT (TAXED ELEMENT)</b>					
MEMBERS ACCOUNT BALANCE - 30/06/23	1,659,730.39	1,848,873.33	1,025,638.40	905,686.42	
LESS: CONTRIBUTIONS SEGMENT	0.00	0.00	-540,000.00	-540,000.00	
LESS: CRYSTALLISED SEGMENT	-244,200.79	-292,599.68	0.00	0.00	
	1,415,529.60	1,556,273.65	485,638.40	365,686.42	

**NOTES**

The following link should be used to verify the calculation of the crystallised segment as at 30 June 2007  
<http://calculators.at0.gov.au/scripts/axos/axos.asp?CONTEXT=&KBS=SCC.xr4&go=ok>

**DUMPEX SUPERANNUATION FUND  
MEMBERS ACCOUNTS  
AS AT 30 JUNE 2023**

EMPLOYERS CONTRIBUTIONS	MALCOLM GREER	SUSANNE GREER	BEN GREER	KATE HENSHAW	TOTAL
JULY 2022	0.00	0.00	0.00	0.00	0.00
AUGUST 2022	0.00	0.00	0.00	0.00	0.00
SEPTEMBER 2022	0.00	0.00	0.00	0.00	0.00
OCTOBER 2022	0.00	0.00	0.00	0.00	0.00
NOVEMBER 2022	0.00	0.00	0.00	0.00	0.00
DECEMBER 2022	0.00	0.00	0.00	0.00	0.00
JANUARY 2023	0.00	0.00	0.00	0.00	0.00
FEBRUARY 2023	0.00	0.00	0.00	0.00	0.00
MARCH 2023	0.00	0.00	0.00	0.00	0.00
APRIL 2023	0.00	0.00	0.00	0.00	0.00
MAY 2023	0.00	0.00	0.00	0.00	0.00
JUNE 2023	0.00	0.00	27,500.00	27,495.00	54,995.00
<b>TOTAL EMPLOYER CONTRIBUTIONS</b>	<b>0.00</b>	<b>0.00</b>	<b>27,500.00</b>	<b>27,495.00</b>	<b>54,995.00</b>



# Off Market Transfer Form

Transfer Form for Non-Direct Transactions

Use a black pen. Print in CAPITAL letters

- 1 Stamp Duty if applicable
- 2 Full name of Company or Corporation **MAGELLAN FINANCIAL GROUP LIMITE** Security Code **MFG** 3 State of Incorporation **NSW**
- 4 Description of Securities **Ordinary Fully Paid Shares** 5 Register **Boardroom**  
(Shares, options etc.)
- 6 Quantity (Words) **Six Thousand Four Hundred and Seventy**  
Quantity (Numbers) **6470**
- 7 Full name/s of Transferor/s (Seller/s) **MACGREGOR NOMINEES PTY LIMITED <THE MACGREGOR INVESTMENT TRUST A/C>**
- 7a HIN or SRN (Must be quoted) **X081342890**
- 8 Consideration \$ **54995** 9 Date of Purchase **16/06/2023**
- 10 Full name/s of Transferee/s (Buyer/s) **MACGREGOR NOMINEES PTY LIMITED <DUMPEX SUPER FUND A/C>**
- 10a HIN or SRN (If applicable) **X085356844**
- 11 Full postal address of Transferee/s (Buyer/s) **C/- FINCLEAR EXECUTION LTD PO BOX H6 AUSTRALIA SQUARE**  
State/Country **NSW** Postcode **1215**

I/We the registered holder/s and undersigned seller/s for the above consideration do hereby transfer to the above name/s hereinafter called the Buyer/s the securities as specified above standing in my/our name/s in the books of the above named Company, subject to the several conditions on which I/We held the same at the time of signing hereof and I/We the Buyer/s do hereby agree to accept the said securities subject to the same conditions I/We have not received any notice of revocation of the Power of Attorney by death of the grantor or otherwise under which this transfer is signed

- 12 Transferor/s (Seller/s) sign here Individual or Security Holder 1 Security Holder 2 Security Holder 3  
(Print name) **BENJAMIN GREER MALCOLM GREER**  
(Signature) *[Signatures]*  
13 Date **22/06/23** Date **22/06/23** Date
- 14 Transferor/s (Buyer/s) sign here Individual or Security Holder 1 Security Holder 2 Security Holder 3  
(Print name) **BENJAMIN GREER MALCOLM GREER**  
(Signature) *[Signatures]*  
15 Date **22/06/23** Date **22/06/23** Date

DUMPEX SUPERANNUATION FUND  
MEMBERS ACCOUNTS  
AS AT 30 JUNE 2023

EARNINGS RATE	2023	2022	2021	2020	2019	2018	2017	2016	2015	2014
<b>OPENING BALANCE OF FUND</b>	<b>5,313,286.16</b>	<b>6,057,598.79</b>	<b>4,886,275.83</b>	<b>5,792,891.71</b>	<b>5,791,953.79</b>	<b>4,167,454.79</b>	<b>7,278,735.22</b>	<b>7,292,901.28</b>	<b>7,256,603.18</b>	<b>6,876,805.84</b>
NET FUND EARNINGS										
EARNINGS FOR YEAR	140,952.93	-777,700.42	1,356,183.88	-588,170.24	345,431.62	1,896,323.50	-185,023.08	252,181.98	303,242.60	612,205.64
TAX APPLICABLE TO EARNINGS	55,208.00	148,119.03	-87,935.92	73,479.36	49,450.05	-77,880.75	175,574.47	33,651.96	33,055.50	49,225.38
<b>NET FUND EARNINGS</b>	<b>196,160.93</b>	<b>-629,581.39</b>	<b>1,268,247.96</b>	<b>-514,690.88</b>	<b>394,881.67</b>	<b>1,818,442.75</b>	<b>-9,448.61</b>	<b>285,833.94</b>	<b>336,298.10</b>	<b>661,431.02</b>
<b>AVERAGE EARNING RATE</b>	<b>3.69%</b>	<b>-10.39%</b>	<b>25.96%</b>	<b>-8.88%</b>	<b>6.82%</b>	<b>43.63%</b>	<b>-0.13%</b>	<b>3.92%</b>	<b>4.63%</b>	<b>9.62%</b>

**AVERAGE 5 YEAR RATE**      3.44%      11.43%      13.48%      9.07%      11.78%      12.34%      5.66%      5.74%      6.17%      6.80%

9.05%

DUMPEX SUPERANNUATION FUND  
 INCOME TAX EXPENSE CALCULATION WORKSHEET  
 FOR THE YEAR ENDED 30 JUNE 2023

DESCRIPTION	INCOME TAX EXPENSE	PROVISION FOR TAX	FUTURE INCOME TAX BENEFIT		PROVISION FOR DEFERRED TAX					
			OPENING BALANCE	MOVEMENT	CLOSING BALANCE	OPENING BALANCE	MOVEMENT	CLOSING BALANCE		
ACCRUED BENEFITS FROM OPERATIONS	195,948.00	-195,948.00								
<b>PERMANENT DIFFERENCES</b>										
PENALTIES & FINES	0.00	0.00								
IMPUTATION CREDITS	55,033.00	-55,033.00								
FOREIGN TAX CREDITS	3,082.00	-3,082.00								
WITHHOLDING TAX	0.00	0.00								
NON ASSESSABLE PORTION OF TRUST DISTRIBUTIONS	0.00	0.00								
NON ASSESSABLE TRUST CAPITAL GAINS	-12,778.00	12,778.00								
NON ASSESSABLE PORTION OF REALISED CAPITAL GAINS	0.00	0.00								
EXEMPT PENSION INCOME	-213,426.00	213,426.00								
1/3 DISCOUNT ON UNREALISED CAPITAL GAINS	46,517.00	-46,517.00								
<b>TIMING DIFFERENCES</b>										
TAX DEFERRED TRUST DISTRIBUTIONS		-7,120.00								
UNREALISED CAPITAL GAINS		-132,431.00								
CAPITAL LOSSES										
OPENING BALANCE										
CLOSING BALANCE										
less PERMANENT DIFFERENCE DISC ON UNREALISED CAP GAINS		46,517.00								
<b>TOTAL ASSESSABLE INCOME</b>	74,375.99	-167,410.00	0.00	0.00	0.00	0.00	457,671.00	93,034.00	550,705.00	550,705.00
TAX PAYABLE AT 15%	11,156.40	-25,111.50	0.00	0.00	0.00	0.00	68,650.65	13,955.10	82,605.75	82,605.75
IMPUTATION CREDITS	-55,033.25	55,033.25								
FOREIGN TAX CREDITS	-3,081.90	3,081.90								
TFN TAX	0.00	0.00								
<b>TOTAL TAX PAYABLE</b>	-46,958.75	33,003.65	0.00	0.00	0.00	0.00	68,650.65	13,955.10	82,605.75	82,605.75

MANAGED FUND TAX ADJUSTMENTS	IMPUTATION CREDITS	FOREIGN TAX CREDITS	TAX FREE INCOME	TAX DEF INCOME	DISCOUNT CAP GAINS	TFN TAX
B/FWD PREVIOUS YEAR	0.00	0.00	0.00	0.00	0.00	0.00
MAPLE BROWN MANAGED FUNDS	0.00	0.00	0.00	0.00	0.00	0.00
ADVANCE MANAGED FUNDS - NO 2	0.00	0.00	0.00	0.00	0.00	0.00
APN MANAGED FUNDS	0.00	0.00	0.00	0.00	0.00	0.00
BT MANAGED FUNDS	0.00	0.00	0.00	0.00	0.00	0.00
CHALLENGER MANAGED FUNDS	0.00	0.00	0.00	0.00	0.00	0.00
COLONIAL MANAGED FUNDS	0.00	0.00	0.00	0.00	0.00	0.00
HOTELS INVESTMENTS TRUST NO 1	0.00	0.00	0.00	0.00	0.00	0.00
ING MANAGED FUNDS	0.00	0.00	0.00	0.00	0.00	0.00
MERRILL LYNCH MANAGED FUNDS	307.67	2.04	0.00	0.00	0.00	0.00
PERPETUAL MANAGED FUNDS	0.00	0.00	0.00	0.00	0.00	0.00
ROTHSCHILD'S MANAGED FUNDS	0.00	0.00	0.00	0.00	0.00	0.00
FORTITUDE INVESTMENT PORTFOLIO	54,725.58	3,079.86	0.00	-7,120.29	12,777.65	0.00
C/FWD END OF YEAR	0.00	0.00	0.00	0.00	0.00	0.00
TOTALS	55,033.25	3,081.90	0.00	-7,120.29	12,777.65	0.00



**Australian Government**  
**Australian Taxation Office**

**Agent** STIRLING WARTON TAYLOR PTY LIMITED  
**Client** THE TRUSTEE FOR DUMPEX SUPERANNUATION FUND  
**ABN** 54 968 284 431  
**TFN** 44 718 386

## Income tax 551

---

<b>Date generated</b>	30 November 2023
<b>Overdue</b>	\$0.00
<b>Not yet due</b>	\$0.00
<b>Balance</b>	\$0.00

## Transactions

---

2 results found - from **01 July 2022** to **30 November 2023** sorted by **processed date** ordered **newest to oldest**

<b>Processed date</b>	<b>Effective date</b>	<b>Description</b>	<b>Debit (DR)</b>	<b>Credit (CR)</b>	<b>Balance</b>
27 Mar 2023	30 Mar 2023	EFT refund for Income Tax for the period from 01 Jul 21 to 30 Jun 22	\$33,183.83		\$0.00
24 Mar 2023	24 Mar 2023	Tax return Self Man Superfund - Income Tax for the period from 01 Jul 21 to 30 Jun 22		\$33,183.83	\$33,183.83 CR



**Australian Government**  
**Australian Taxation Office**

**Agent** STIRLING WARTON TAYLOR PTY LIMITED  
**Client** THE TRUSTEE FOR DUMPEX SUPERANNUATION FUND  
**ABN** 54 968 284 431  
**TFN** 44 718 386

## Activity statement 001

---

<b>Date generated</b>	30 November 2023
<b>Overdue</b>	\$0.00
<b>Not yet due</b>	\$0.00
<b>Balance</b>	\$0.00

## Transactions

---

0 results found - from **01 July 2022** to **30 November 2023** sorted by **processed date** ordered **newest to oldest**



# Macquarie Cash Management Account

MACQUARIE BANK LIMITED  
ABN 46 008 583 542 AFSL 237502

enquiries 1800 806 310  
transact@macquarie.com  
www.macquarie.com.au

GPO Box 2520  
Sydney, NSW 2001



MACGREGOR NOMINEES PTY LIMITED  
13 HOLT ROAD  
TAREN POINT NSW 2229

1 Shelley Street  
Sydney, NSW 2000

account balance **\$75,931.20**  
as at 31 Jul 23

account name MACGREGOR NOMINEES PTY LIMITED  
ATF DUMPEX SUPERANNUATION FUND  
account no. 118226372

transaction	description	debits	credits	balance
30.06.23	OPENING BALANCE			54,826.39
04.07.23	Direct debit FINCLEAR PTY LTD PAS July 23	50.00		54,776.39
10.07.23	Deposit Gryphon Capital S00115463489		1,109.60	55,885.99
11.07.23	Deposit Balmain Warehous OT1232 BOT DIST		7,027.40	62,913.39
13.07.23	Deposit BLACKROCK INVEST BLK0005744525		226.19	63,139.58
17.07.23	Deposit KKR Credit Incom S00115463489		2,068.19	65,207.77
21.07.23	Deposit MAGELLAN MAGELLAN0003780995		5,394.08	70,601.85
21.07.23	Deposit MAGELLAN MAGELLAN0003743886		5,177.00	75,778.85
31.07.23	Interest MACQUARIE CMA INTEREST PAID*		152.35	75,931.20

## how to make a transaction

online  
Log in to [www.macquarie.com.au/personal](http://www.macquarie.com.au/personal)

by phone  
Call 133 275 to make a phone transaction

transfers from another bank account  
Transfer funds from another bank to this account:  
BSB 182 222  
ACCOUNT NO. 118226372

deposits using BPay  
From another bank



Billers code: 20206  
Ref: 118 226 372

continued on next



## Macquarie Cash Management Account

enquiries 1800 806 310

account name MACGREGOR NOMINEES PTY LIMITED  
ATF DUMPEX SUPERANNUATION FUND  
account no. 118226372

transaction	description	debits	credits	balance
	CLOSING BALANCE AS AT 31 JUL 23	50.00	21,154.81	75,931.20

\* Stepped interest rates for the period 1 July to 31 July: balances \$0.00 to \$4,999.99 earned 2.75% balances \$5,000.00 and above earned 2.75% pa (31 days)

continued on next





# Macquarie Cash Management Account

MACQUARIE BANK LIMITED  
ABN 46 008 583 542 AFSL 237502

enquiries 1800 806 310  
transact@macquarie.com  
www.macquarie.com.au

GPO Box 2520  
Sydney, NSW 2001



MACGREGOR NOMINEES PTY LIMITED  
13 HOLT ROAD  
TAREN POINT NSW 2229

1 Shelley Street  
Sydney, NSW 2000

account balance **\$54,826.39**  
as at 30 Jun 23

account name MACGREGOR NOMINEES PTY LIMITED  
ATF DUMPEX SUPERANNUATION FUND  
account no. 118226372

transaction	description	debits	credits	balance
31.05.23	OPENING BALANCE			28,920.04
02.06.23	Direct debit FINCLEAR PTY LTD PAS June 23	50.00		28,870.04
08.06.23	Deposit Gryphon Capital S00115463489		1,067.80	29,937.84
09.06.23	Deposit Balmain Warehous OT1232 BOT DIST		7,219.18	37,157.02
13.06.23	Deposit WHITEFIELD DIV JUN23/00803850		9,004.52	46,161.54
15.06.23	Deposit KKR Credit Incom S00115463489		2,068.19	48,229.73
28.06.23	Deposit GQG DIV 001297953013		1,498.73	49,728.46
30.06.23	Interest MACQUARIE CMA INTEREST PAID*		88.60	49,817.06
30.06.23	Deposit WQG QRTLY DIV 001298089618		5,009.33	54,826.39

## how to make a transaction

online  
Log in to [www.macquarie.com.au/personal](http://www.macquarie.com.au/personal)

by phone  
Call 133 275 to make a phone transaction

transfers from another bank account  
Transfer funds from another bank to this account:  
BSB 182 222  
ACCOUNT NO. 118226372

deposits using BPay  
From another bank



Billers code: 20206  
Ref: 118 226 372

continued on next



## Macquarie Cash Management Account

enquiries 1800 806 310

account name MACGREGOR NOMINEES PTY LIMITED  
ATF DUMPEX SUPERANNUATION FUND  
account no. 118226372

transaction	description	debits	credits	balance
	CLOSING BALANCE AS AT 30 JUN 23	50.00	25,956.35	54,826.39

\* Stepped interest rates for the period 1 June to 22 June: balances \$0.00 to \$4,999.99 earned 2.50% balances \$5,000.00 and above earned 2.50% pa (22 days); 23 June to 30 June: balances \$0.00 to \$4,999.99 earned 2.75% balances \$5,000.00 and above earned 2.75% pa (8 days)

continued on next



## Macquarie Cash Management Account

enquiries 1800 806 310

account name MACGREGOR NOMINEES PTY LIMITED  
ATF DUMPEX SUPERANNUATION FUND  
account no. 118226372

Please note the following financial services companies and/or financial advisers have authority on your account.

Name	Authority Type
DDH GRAHAM LIMITED	General withdrawal authority
AUSTRALIAN MONEY MARKET PTY LTD ADV AUSTRALIAN MONEY MARKET PTY LTD	Enquiry authority
TAYLOR ROBERT M STIRLING WARTON TAYLOR PTY LTD	Enquiry authority
RATHBORNE LUKE B FORTITUDE PRIVATE WEALTH PTY LTD	Enquiry authority

### Authority descriptions

Enquiry authority - you have authorised the third party to have access to information about your account.

General withdrawal authority - you have authorised the third party to:

- withdraw their fees from your account,
- withdraw funds from your account to make payments on your behalf directly to the Australian Taxation Office (ATO), and
- make payments and withdrawals for any purpose including settlement or investment.

Please consider carefully who you appoint as a third party authority on your account as we may follow their instructions as if they were yours. It is important that you understand this risk and carefully consider what level of authority you give to them. For more information on third party authority levels search 'Macquarie Help' in your browser to find our Help Centre.

### annual interest summary 2022/2023

INTEREST PAID	1,018.72
TOTAL INCOME PAID	1,018.72



# Macquarie Cash Management Account

MACQUARIE BANK LIMITED  
ABN 46 008 583 542 AFSL 237502

enquiries 1800 806 310  
transact@macquarie.com  
www.macquarie.com.au

GPO Box 2520  
Sydney, NSW 2001



MACGREGOR NOMINEES PTY LIMITED  
13 HOLT ROAD  
TAREN POINT NSW 2229

1 Shelley Street  
Sydney, NSW 2000

account balance **\$28,920.04**  
as at 31 May 23

account name MACGREGOR NOMINEES PTY LIMITED  
ATF DUMPEX SUPERANNUATION FUND  
account no. 118226372

transaction	description	debits	credits	balance
28.04.23	OPENING BALANCE			8,433.26
04.05.23	Direct debit FINCLEAR PTY LTD PAS May 23	50.00		8,383.26
04.05.23	Direct debit FINCLEAR PTY LTD PAS Apr 23	50.00		8,333.26
08.05.23	Deposit Gryphon Capital S00115463489		995.60	9,328.86
08.05.23	Deposit Balmain Warehous OT1232 BOT DIST		6,945.21	16,274.07
12.05.23	Deposit SOL DIV PAYMENT MAY23/00844991		4,699.44	20,973.51
12.05.23	Deposit MAGELLAN FLAGSHIP S00115463489		6,095.70	27,069.21
12.05.23	Deposit KKR Credit Incom S00115463489		2,068.19	29,137.40
17.05.23	BPAY BPAY TO TAX OFFICE PAYMENTS	264.30		28,873.10
31.05.23	Interest MACQUARIE CMA INTEREST PAID*		46.94	28,920.04

## how to make a transaction

online  
Log in to [www.macquarie.com.au/personal](http://www.macquarie.com.au/personal)

by phone  
Call 133 275 to make a phone transaction

transfers from another bank account  
Transfer funds from another bank to this account:  
BSB 182 222  
ACCOUNT NO. 118226372

deposits using BPay  
From another bank



Billers code: 20206  
Ref: 118 226 372

continued on next



## Macquarie Cash Management Account

enquiries 1800 806 310

account name MACGREGOR NOMINEES PTY LIMITED  
ATF DUMPEX SUPERANNUATION FUND  
account no. 118226372

transaction	description	debits	credits	balance
	CLOSING BALANCE AS AT 31 MAY 23	364.30	20,851.08	28,920.04

\* Stepped interest rates for the period 29 April to 18 May: balances \$0.00 to \$4,999.99 earned 2.25% balances \$5,000.00 and above earned 2.25% pa (20 days); 19 May to 31 May: balances \$0.00 to \$4,999.99 earned 2.50% balances \$5,000.00 and above earned 2.50% pa (13 days)

continued on next



# Macquarie Cash Management Account

MACQUARIE BANK LIMITED  
ABN 46 008 583 542 AFSL 237502

enquiries 1800 806 310  
transact@macquarie.com  
www.macquarie.com.au

GPO Box 2520  
Sydney, NSW 2001



MACGREGOR NOMINEES PTY LIMITED  
13 HOLT ROAD  
TAREN POINT NSW 2229

1 Shelley Street  
Sydney, NSW 2000

account balance **\$8,433.26**  
as at 28 Apr 23

account name MACGREGOR NOMINEES PTY LIMITED  
ATF DUMPEX SUPERANNUATION FUND  
account no. 118226372

transaction	description	debits	credits	balance
31.03.23	OPENING BALANCE			62,950.09
06.04.23	Deposit Balmain Warehous OT1232 BOT DIST		7,134.25	70,084.34
12.04.23	Deposit Gryphon Capital S00115463489		1,010.80	71,095.14
13.04.23	Deposit INTERNAL TRANSFER		35,000.00	106,095.14
13.04.23	Direct debit FINCLEAR PTY LTD PAS Mar 23	50.00		106,045.14
14.04.23	Deposit BLACKROCK INVEST BLK0005327568		231.79	106,276.93
17.04.23	Direct debit FINCLEAR PTY LTD B 20076 DUI @4.96	99,993.75		6,283.18
18.04.23	Deposit KKR Credit Incom S00115463489		2,068.19	8,351.37
28.04.23	Interest MACQUARIE CMA INTEREST PAID*		81.89	8,433.26

## how to make a transaction

online  
Log in to [www.macquarie.com.au/personal](http://www.macquarie.com.au/personal)

by phone  
Call 133 275 to make a phone transaction

transfers from another bank account  
Transfer funds from another bank to this account:  
BSB 182 222  
ACCOUNT NO. 118226372

deposits using BPay  
From another bank



Biller code: 20206  
Ref: 118 226 372

continued on next



## Macquarie Cash Management Account

enquiries 1800 806 310

account name MACGREGOR NOMINEES PTY LIMITED  
ATF DUMPEX SUPERANNUATION FUND  
account no. 118226372

transaction	description	debits	credits	balance
	CLOSING BALANCE AS AT 28 APR 23	100,043.75	45,526.92	8,433.26

\* Stepped interest rates for the period 1 April to 28 April: balances \$0.00 to \$4,999.99 earned 2.25% balances \$5,000.00 and above earned 2.25% pa (28 days)

continued on next



# Macquarie Cash Management Account

MACQUARIE BANK LIMITED  
ABN 46 008 583 542 AFSL 237502

enquiries 1800 806 310  
transact@macquarie.com  
www.macquarie.com.au

GPO Box 2520  
Sydney, NSW 2001



MACGREGOR NOMINEES PTY LIMITED  
13 HOLT ROAD  
TAREN POINT NSW 2229

1 Shelley Street  
Sydney, NSW 2000

account balance **\$62,950.09**  
as at 31 Mar 23

account name MACGREGOR NOMINEES PTY LIMITED  
ATF DUMPEX SUPERANNUATION FUND  
account no. 118226372

transaction	description	debits	credits	balance
28.02.23	OPENING BALANCE			6,298.50
01.03.23	Direct debit FINCLEAR PTY LTD PAS Fees Ftude In	50.00		6,248.50
02.03.23	Deposit BTI ITM DIV 001289790736		1,750.00	7,998.50
08.03.23	Deposit Gryphon Capital S00115463489		889.20	8,887.70
08.03.23	Deposit MAGELLAN FIN GRP S00115463489		10,237.80	19,125.50
08.03.23	Deposit Balmain Warehous OT1232 BOT DIST		6,443.84	25,569.34
10.03.23	Deposit Argo Investments S00115463489		6,748.34	32,317.68
14.03.23	Deposit KKR Credit Incom S00115463489		2,068.19	34,385.87
17.03.23	Deposit TRANSFER FROM CHI 940247703		100,000.00	134,385.87
17.03.23	Funds transfer FY23 PENSION	116,000.00		18,385.87
28.03.23	Deposit GQG DIV 001294957896		1,412.25	19,798.12
30.03.23	Deposit ATO ATO005000017634238		33,183.83	52,981.95

## how to make a transaction

online  
Log in to [www.macquarie.com.au/personal](http://www.macquarie.com.au/personal)

by phone  
Call 133 275 to make a phone transaction

transfers from another bank account  
Transfer funds from another bank to this account:  
BSB 182 222  
ACCOUNT NO. 118226372

deposits using BPay  
From another bank



Bill code: 20206  
Ref: 118 226 372

continued on next





## Macquarie Cash Management Account

enquiries 1800 806 310

account name MACGREGOR NOMINEES PTY LIMITED  
ATF DUMPEX SUPERANNUATION FUND  
account no. 118226372

	transaction	description	debits	credits	balance
31.03.23	Interest	MACQUARIE CMA INTEREST PAID*		41.11	53,023.06
31.03.23	Deposit	WQG DIV 001295102794		9,927.03	62,950.09
		CLOSING BALANCE AS AT 31 MAR 23	116,050.00	172,701.59	62,950.09

\* Stepped interest rates for the period 1 March to 21 March: balances \$0.00 to \$4,999.99 earned 2.10%  
balances \$5,000.00 and above earned 2.10% pa (21 days); 22 March to 31 March: balances \$0.00 to  
\$4,999.99 earned 2.25% balances \$5,000.00 and above earned 2.25% pa (10 days)

continued on next



# Macquarie Cash Management Account

MACQUARIE BANK LIMITED  
ABN 46 008 583 542 AFSL 237502

enquiries 1800 806 310  
transact@macquarie.com  
www.macquarie.com.au

GPO Box 2520  
Sydney, NSW 2001



MACGREGOR NOMINEES PTY LIMITED  
13 HOLT ROAD  
TAREN POINT NSW 2229

1 Shelley Street  
Sydney, NSW 2000

account balance **\$6,298.50**  
as at 28 Feb 23

account name MACGREGOR NOMINEES PTY LIMITED  
ATF DUMPEX SUPERANNUATION FUND  
account no. 118226372

transaction	description	debits	credits	balance
31.01.23	OPENING BALANCE			29,620.71
07.02.23	Deposit Balmain Warehous OT1232 BOT DIST		7,066.30	36,687.01
08.02.23	Deposit Gryphon Capital S00115463489		972.80	37,659.81
14.02.23	Deposit KKR Credit Incom S00115463489		2,068.19	39,728.00
24.02.23	Deposit AFI DIV PAYMENT FEB23/00862687		1,688.50	41,416.50
28.02.23	Interest MACQUARIE CMA INTEREST PAID*		55.99	41,472.49
28.02.23	Deposit BKI DIV 001289752471		4,826.01	46,298.50
28.02.23	Funds transfer TRANSACT TFR TO 940247703 MACGREGOR NOMI	40,000.00		6,298.50

## how to make a transaction

online  
Log in to [www.macquarie.com.au/personal](http://www.macquarie.com.au/personal)

by phone  
Call 133 275 to make a phone transaction

transfers from another bank account  
Transfer funds from another bank to this account:  
BSB 182 222  
ACCOUNT NO. 118226372

deposits using BPay  
From another bank



Bill code: 20206  
Ref: 118 226 372

continued on next



## Macquarie Cash Management Account

enquiries 1800 806 310

account name MACGREGOR NOMINEES PTY LIMITED  
ATF DUMPEX SUPERANNUATION FUND  
account no. 118226372

transaction	description	debits	credits	balance
	CLOSING BALANCE AS AT 28 FEB 23	40,000.00	16,677.79	6,298.50

\* Stepped interest rates for the period 1 February to 21 February: balances \$0.00 to \$4,999.99 earned 2.00%  
balances \$5,000.00 and above earned 2.00% pa (21 days); 22 February to 28 February: balances \$0.00 to  
\$4,999.99 earned 2.10% balances \$5,000.00 and above earned 2.10% pa (7 days)

continued on next



# Macquarie Cash Management Account

MACQUARIE BANK LIMITED  
ABN 46 008 583 542 AFSL 237502

enquiries 1800 806 310  
transact@macquarie.com  
www.macquarie.com.au

GPO Box 2520  
Sydney, NSW 2001



MACGREGOR NOMINEES PTY LIMITED  
13 HOLT ROAD  
TAREN POINT NSW 2229

1 Shelley Street  
Sydney, NSW 2000

account balance **\$29,620.71**  
as at 31 Jan 23

account name MACGREGOR NOMINEES PTY LIMITED  
ATF DUMPEX SUPERANNUATION FUND  
account no. 118226372

transaction	description	debits	credits	balance
30.12.22	OPENING BALANCE			8,952.45
09.01.23	Deposit Balmain Warehous OT1232 BOT DIST		7,049.32	16,001.77
10.01.23	Deposit Gryphon Capital S00115463489		965.20	16,966.97
12.01.23	Deposit BLACKROCK INVEST BLK0005223949		289.58	17,256.55
16.01.23	Deposit KKR Credit Incom S00115463489		2,068.19	19,324.74
18.01.23	Deposit MAGELLAN MAGELLAN0003442087		5,350.22	24,674.96
18.01.23	Deposit MAGELLAN MAGELLAN0003384268		4,960.00	29,634.96
23.01.23	Direct debit FINCLEAR PTY LTD DB Jan-23 PAS fee	50.00		29,584.96
31.01.23	Interest MACQUARIE CMA INTEREST PAID*		35.75	29,620.71

## how to make a transaction

online  
Log in to [www.macquarie.com.au/personal](http://www.macquarie.com.au/personal)

by phone  
Call 133 275 to make a phone transaction

transfers from another bank account  
Transfer funds from another bank to this account:  
BSB 182 222  
ACCOUNT NO. 118226372

deposits using BPay  
From another bank



Bill code: 20206  
Ref: 118 226 372

continued on next



## Macquarie Cash Management Account

enquiries 1800 806 310

account name MACGREGOR NOMINEES PTY LIMITED  
ATF DUMPEX SUPERANNUATION FUND  
account no. 118226372

transaction	description	debits	credits	balance
	CLOSING BALANCE AS AT 31 JAN 23	50.00	20,718.26	29,620.71

\* Stepped interest rates for the period 31 December to 31 January: balances \$0.00 to \$4,999.99 earned 2.00%  
balances \$5,000.00 and above earned 2.00% pa (32 days)

continued on next



# Macquarie Cash Management Account

MACQUARIE BANK LIMITED  
ABN 46 008 583 542 AFSL 237502

enquiries 1800 806 310  
transact@macquarie.com  
www.macquarie.com.au

GPO Box 2520  
Sydney, NSW 2001



MACGREGOR NOMINEES PTY LIMITED  
13 HOLT ROAD  
TAREN POINT NSW 2229

1 Shelley Street  
Sydney, NSW 2000

account balance **\$8,952.45**  
as at 30 Dec 22

account name MACGREGOR NOMINEES PTY LIMITED  
ATF DUMPEX SUPERANNUATION FUND  
account no. 118226372

transaction	description	debits	credits	balance
30.11.22	OPENING BALANCE			156,139.74
06.12.22	Deposit Balmain Warehous OT1232 BOT DIST		6,821.92	162,961.66
08.12.22	Deposit Gryphon Capital S00115463489		912.00	163,873.66
12.12.22	Deposit SOL DIV PAYMENT DEC22/00846092		7,571.32	171,444.98
12.12.22	Deposit WHITEFIELD DIV DEC22/00803832		9,004.52	180,449.50
13.12.22	Deposit KKR Credit Incom S00115463489		2,068.19	182,517.69
13.12.22	Direct debit FINCLEAR PTY LTD DB Dec-22 PAS fee	50.00		182,467.69
16.12.22	Funds transfer TRANSACT TFR TO 940247703 MACGREGOR NOMI	175,000.00		7,467.69
22.12.22	Deposit GQG DIV 001286791392		1,358.57	8,826.26
30.12.22	Interest MACQUARIE CMA INTEREST PAID*		126.19	8,952.45

## how to make a transaction

online  
Log in to [www.macquarie.com.au/personal](http://www.macquarie.com.au/personal)

by phone  
Call 133 275 to make a phone transaction

transfers from another bank account  
Transfer funds from another bank to this account:  
BSB 182 222  
ACCOUNT NO. 118226372

deposits using BPay  
From another bank



Billers code: 20206  
Ref: 118 226 372

continued on next



## Macquarie Cash Management Account

enquiries 1800 806 310

account name MACGREGOR NOMINEES PTY LIMITED  
ATF DUMPEX SUPERANNUATION FUND  
account no. 118226372

transaction	description	debits	credits	balance
	CLOSING BALANCE AS AT 30 DEC 22	175,050.00	27,862.71	8,952.45

\* Stepped interest rates for the period 1 December to 15 December: balances \$0.00 to \$4,999.99 earned 1.75% balances \$5,000.00 and above earned 1.75% pa (15 days); 16 December to 30 December: balances \$0.00 to \$4,999.99 earned 2.00% balances \$5,000.00 and above earned 2.00% pa (15 days)

continued on next



# Macquarie Cash Management Account

MACQUARIE BANK LIMITED  
ABN 46 008 583 542 AFSL 237502

enquiries 1800 806 310  
transact@macquarie.com  
www.macquarie.com.au

GPO Box 2520  
Sydney, NSW 2001



MACGREGOR NOMINEES PTY LIMITED  
13 HOLT ROAD  
TAREN POINT NSW 2229

1 Shelley Street  
Sydney, NSW 2000

account balance **\$156,139.74**  
as at 30 Nov 22

account name MACGREGOR NOMINEES PTY LIMITED  
ATF DUMPEX SUPERANNUATION FUND  
account no. 118226372

transaction	description	debits	credits	balance
31.10.22	OPENING BALANCE			140,691.63
04.11.22	Deposit MAGELLAN FLAGSHIP S00115463489		5,418.40	146,110.03
07.11.22	Deposit Balmain Warehous OT1232 BOT DIST		6,879.45	152,989.48
08.11.22	Deposit Gryphon Capital S00115463489		927.20	153,916.68
11.11.22	Deposit KKR Credit Incom S00115463489		2,068.19	155,984.87
24.11.22	Direct debit FINCLEAR PTY LTD DB Nov-22 PAS fee	50.00		155,934.87
30.11.22	Interest MACQUARIE CMA INTEREST PAID*		204.87	156,139.74

## how to make a transaction

online  
Log in to [www.macquarie.com.au/personal](http://www.macquarie.com.au/personal)

by phone  
Call 133 275 to make a phone transaction

transfers from another bank account  
Transfer funds from another bank to this account:  
BSB 182 222  
ACCOUNT NO. 118226372

deposits using BPay  
From another bank



Bill code: 20206  
Ref: 118 226 372

continued on next





## Macquarie Cash Management Account

enquiries 1800 806 310

account name MACGREGOR NOMINEES PTY LIMITED  
ATF DUMPEX SUPERANNUATION FUND  
account no. 118226372

transaction	description	debits	credits	balance
	CLOSING BALANCE AS AT 30 NOV 22	50.00	15,498.11	156,139.74

\* Stepped interest rates for the period 1 November to 15 November: balances \$0.00 to \$4,999.99 earned 1.50% balances \$5,000.00 and above earned 1.50% pa (15 days); 16 November to 30 November: balances \$0.00 to \$4,999.99 earned 1.75% balances \$5,000.00 and above earned 1.75% pa (15 days)

continued on next



# Macquarie Cash Management Account

MACQUARIE BANK LIMITED  
ABN 46 008 583 542 AFSL 237502

enquiries 1800 806 310  
transact@macquarie.com  
www.macquarie.com.au

GPO Box 2520  
Sydney, NSW 2001



MACGREGOR NOMINEES PTY LIMITED  
13 HOLT ROAD  
TAREN POINT NSW 2229

1 Shelley Street  
Sydney, NSW 2000

account balance **\$140,691.63**  
as at 31 Oct 22

account name MACGREGOR NOMINEES PTY LIMITED  
ATF DUMPEX SUPERANNUATION FUND  
account no. 118226372

transaction	description	debits	credits	balance
30.09.22	OPENING BALANCE			131,090.65
11.10.22	Deposit Gryphon Capital S00115463489		836.00	131,926.65
11.10.22	Deposit Balmain Warehous OT1232 BOT DIST		6,583.56	138,510.21
13.10.22	Deposit KKR Credit Incom S00115463489		2,068.19	140,578.40
24.10.22	Direct debit FINCLEAR PTY LTD DB Oct-22 PAS fee	50.00		140,528.40
31.10.22	Interest MACQUARIE CMA INTEREST PAID*		163.23	140,691.63
	CLOSING BALANCE AS AT 31 OCT 22	50.00	9,650.98	140,691.63

\* Stepped interest rates for the period 1 October to 13 October: balances \$0.00 to \$4,999.99 earned 1.25%  
balances \$5,000.00 and above earned 1.25% pa (13 days); 14 October to 31 October: balances \$0.00 to  
\$4,999.99 earned 1.50% balances \$5,000.00 and above earned 1.50% pa (18 days)

## how to make a transaction

online  
Log in to [www.macquarie.com.au/personal](http://www.macquarie.com.au/personal)

by phone  
Call 133 275 to make a phone transaction

transfers from another bank account  
Transfer funds from another bank to this account:  
BSB 182 222  
ACCOUNT NO. 118226372

deposits using BPay  
From another bank



Bill code: 20206  
Ref: 118 226 372

continued on next



# Macquarie Cash Management Account

MACQUARIE BANK LIMITED  
ABN 46 008 583 542 AFSL 237502

enquiries 1800 806 310  
transact@macquarie.com  
www.macquarie.com.au

GPO Box 2520  
Sydney, NSW 2001



MACGREGOR NOMINEES PTY LIMITED  
13 HOLT ROAD  
TAREN POINT NSW 2229

1 Shelley Street  
Sydney, NSW 2000

account balance **\$131,090.65**  
as at 30 Sep 22

account name MACGREGOR NOMINEES PTY LIMITED  
ATF DUMPEX SUPERANNUATION FUND  
account no. 118226372

transaction	description	debits	credits	balance
31.08.22	OPENING BALANCE			85,078.32
06.09.22	Deposit		MAGELLAN FIN GRP S00115463489 15,040.18	100,118.50
07.09.22	Deposit		Balmain Warehous OT1232 BOT DIST 6,752.05	106,870.55
08.09.22	Deposit		Gryphon Capital S00115463489 805.60	107,676.15
14.09.22	Deposit		KKR Credit Incom S00115463489 2,068.19	109,744.34
16.09.22	Deposit		BTI SPC 16/09 001283812963 3,700.00	113,444.34
16.09.22	Deposit		Argo Investments S00115463489 6,952.83	120,397.17
27.09.22	Direct debit	FINCLEAR PTY LTD DB Sept-22 PAS fee 50.00		120,347.17
29.09.22	Deposit		GQG DIV 001284362555 1,480.86	121,828.03
30.09.22	Interest		MACQUARIE CMA INTEREST PAID* 99.21	121,927.24
30.09.22	Deposit		WQG DIV 001284895380 9,163.41	131,090.65

## how to make a transaction

online  
Log in to [www.macquarie.com.au/personal](http://www.macquarie.com.au/personal)

by phone  
Call 133 275 to make a phone transaction

transfers from another bank account  
Transfer funds from another bank to this account:  
BSB 182 222  
ACCOUNT NO. 118226372

deposits using BPay  
From another bank



Billers code: 20206  
Ref: 118 226 372

continued on next



# Macquarie Cash Management Account

enquiries 1800 806 310

account name MACGREGOR NOMINEES PTY LIMITED  
ATF DUMPEX SUPERANNUATION FUND  
account no. 118226372

transaction	description	debits	credits	balance
	CLOSING BALANCE AS AT 30 SEP 22	50.00	46,062.33	131,090.65

\* Stepped interest rates for the period 1 September to 15 September: balances \$0.00 to \$4,999.99 earned 0.90% balances \$5,000.00 and above earned 0.90% pa (15 days); 16 September to 30 September: balances \$0.00 to \$4,999.99 earned 1.25% balances \$5,000.00 and above earned 1.25% pa (15 days)

continued on next



# Macquarie Cash Management Account

MACQUARIE BANK LIMITED  
ABN 46 008 583 542 AFSL 237502

enquiries 1800 806 310  
transact@macquarie.com  
www.macquarie.com.au

GPO Box 2520  
Sydney, NSW 2001



MACGREGOR NOMINEES PTY LIMITED  
13 HOLT ROAD  
TAREN POINT NSW 2229

1 Shelley Street  
Sydney, NSW 2000

account balance **\$85,078.32**  
as at 31 Aug 22

account name MACGREGOR NOMINEES PTY LIMITED  
ATF DUMPEX SUPERANNUATION FUND  
account no. 118226372

transaction	description	debits	credits	balance
29.07.22	OPENING BALANCE			68,027.79
08.08.22	Deposit Gryphon Capital S00115463489		737.20	68,764.99
09.08.22	Deposit Balmain Warehous OT1232 BOT DIST		6,752.05	75,517.04
11.08.22	Deposit KKR Credit Incom S00115463489		2,068.19	77,585.23
25.08.22	Direct debit FINCLEAR PTY LTD DB August-22 PAS f	50.00		77,535.23
30.08.22	Deposit AFI DIV PAYMENT AUG22/00563663		2,149.00	79,684.23
30.08.22	Deposit BKI DIVIDEND 88002443871		5,343.08	85,027.31
31.08.22	Interest MACQUARIE CMA INTEREST PAID*		51.01	85,078.32

## how to make a transaction

online  
Log in to [www.macquarie.com.au/personal](http://www.macquarie.com.au/personal)

by phone  
Call 133 275 to make a phone transaction

transfers from another bank account  
Transfer funds from another bank to this account:  
BSB 182 222  
ACCOUNT NO. 118226372

deposits using BPay  
From another bank



Bill code: 20206  
Ref: 118 226 372

continued on next



## Macquarie Cash Management Account

enquiries 1800 806 310

account name MACGREGOR NOMINEES PTY LIMITED  
ATF DUMPEX SUPERANNUATION FUND  
account no. 118226372

transaction	description	debits	credits	balance
	CLOSING BALANCE AS AT 31 AUG 22	50.00	17,100.53	85,078.32

\* Stepped interest rates for the period 30 July to 11 August: balances \$0.00 to \$4,999.99 earned 0.50%  
balances \$5,000.00 and above earned 0.50% pa (13 days); 12 August to 31 August: balances \$0.00 to  
\$4,999.99 earned 0.90% balances \$5,000.00 and above earned 0.90% pa (20 days)

continued on next



# Macquarie Cash Management Account

MACQUARIE BANK LIMITED  
ABN 46 008 583 542 AFSL 237502

enquiries 1800 806 310  
transact@macquarie.com  
www.macquarie.com.au

GPO Box 2520  
Sydney, NSW 2001



MACGREGOR NOMINEES PTY LIMITED  
13 HOLT ROAD  
TAREN POINT NSW 2229

1 Shelley Street  
Sydney, NSW 2000

account balance **\$68,027.79**  
as at 29 Jul 22

account name MACGREGOR NOMINEES PTY LIMITED  
ATF DUMPEX SUPERANNUATION FUND  
account no. 118226372

transaction	description	debits	credits	balance
30.06.22	OPENING BALANCE			65,128.44
08.07.22	Deposit Gryphon Capital S00115463489		836.00	65,964.44
08.07.22	Deposit Balmain Warehous OT1232 BOT DIST		6,369.86	72,334.30
14.07.22	Deposit BLACKROCK INVEST BLK0004987581		2,820.42	75,154.72
15.07.22	Deposit KKR Credit Incom S00115463489		2,878.92	78,033.64
21.07.22	Deposit MAGELLAN MAGELLAN0003095202		5,350.22	83,383.86
21.07.22	Deposit MAGELLAN MAGELLAN0003026602		4,650.00	88,033.86
21.07.22	Direct debit FINCLEAR PTY LTD DB July-22 PAS fee	50.00		87,983.86
28.07.22	Funds transfer RRR CAPITAL RAISING	19,980.00		68,003.86
29.07.22	Interest MACQUARIE CMA INTEREST PAID*		23.93	68,027.79

## how to make a transaction

online  
Log in to [www.macquarie.com.au/personal](http://www.macquarie.com.au/personal)

by phone  
Call 133 275 to make a phone transaction

transfers from another bank account  
Transfer funds from another bank to this account:  
BSB 182 222  
ACCOUNT NO. 118226372

deposits using BPay  
From another bank



Bill code: 20206  
Ref: 118 226 372

continued on next



## Macquarie Cash Management Account

enquiries 1800 806 310

account name MACGREGOR NOMINEES PTY LIMITED  
ATF DUMPEX SUPERANNUATION FUND  
account no. 118226372

transaction	description	debits	credits	balance
	CLOSING BALANCE AS AT 29 JUL 22	20,030.00	22,929.35	68,027.79

\* Stepped interest rates for the period 1 July to 13 July: balances \$0.00 to \$4,999.99 earned 0.25% balances \$5,000.00 and above earned 0.25% pa (13 days); 14 July to 29 July: balances \$0.00 to \$4,999.99 earned 0.50% balances \$5,000.00 and above earned 0.50% pa (16 days)

continued on next



## Cash transactions

01 Jul 2022 to 30 Jun 2023



Account name	MACGREGOR NOMINEES PTY LIMITED ATF DUMPEX SUPERANNUATION FUND	Balance
	Active	\$194,506.07
BSB	182-500	
Account number	940247703	
Product	Cash Management Accelerator Account	
Issued	17/11/2023	

Date	Category	Description	Debit	Credit	Balance
30 Jun 2023	Interest	MACQUARIE ACCELERATOR INTEREST PAID		300.00	93,088.53
31 May 2023	Interest	MACQUARIE ACCELERATOR INTEREST PAID		309.15	92,788.53
28 Apr 2023	Interest	MACQUARIE ACCELERATOR INTEREST PAID		293.16	92,479.38
13 Apr 2023	Transfers	TRANSFER TO CMA	35,000.00		92,186.22
31 Mar 2023	Interest	MACQUARIE ACCELERATOR INTEREST PAID		519.96	127,186.22
17 Mar 2023	Transfers	TRANSACT TFR TO 118226372 MACGREGOR NOMI	100,000.00		126,666.26
28 Feb 2023	Interest	MACQUARIE ACCELERATOR INTEREST PAID		478.54	226,666.26
28 Feb 2023	Transfers	XFER		40,000.00	226,187.72
31 Jan 2023	Interest	MACQUARIE ACCELERATOR INTEREST PAID		536.96	186,187.72
30 Dec 2022	Interest	MACQUARIE ACCELERATOR INTEREST PAID		264.45	185,650.76
16 Dec 2022	Transfers	TRANSFER FROM CMH 118226372		175,000.00	185,386.31
30 Nov 2022	Interest	MACQUARIE ACCELERATOR INTEREST PAID		24.90	10,386.31
31 Oct 2022	Interest	MACQUARIE ACCELERATOR INTEREST PAID		23.45	10,361.41
30 Sep 2022	Interest	MACQUARIE ACCELERATOR INTEREST PAID		18.45	10,337.96
31 Aug 2022	Interest	MACQUARIE ACCELERATOR INTEREST PAID		15.34	10,319.51
29 Jul 2022	Interest	MACQUARIE ACCELERATOR INTEREST PAID		9.72	10,304.17
<b>Totals</b>			<b>135,000.00</b>	<b>217,794.08</b>	



**FORTITUDE**  
PRIVATE WEALTH

---

**MACGREGOR NOMINEES PTY LIMITED <DUMPEX  
SUPER FUND A/C>**

**Reports  
Table of Contents**

---

**Report Name**

Investment Allocation Report

Investment Allocation

Investment Income Summary Report

Investment Income Summary Report

Unrealised Capital Gains Report

Unrealised Capital Gains Report



**MACGREGOR NOMINEES PTY LIMITED <DUMPEX SUPER FUND A/C>**  
**Investment Portfolio as at 30 June 2023**

Investment	Units	Accounting Cost	Market Price	Market Value	Portfolio Weight (%)
<b><u>Bank</u></b>					
MBL Bank Account				54,826.39	1.33%
				<u>54,826.39</u>	<u>1.33%</u>
<b><u>Foreign Investment Assets</u></b>					
Berkshire Hathaway Inc (NYSE ARCA:BRK.B)	492,00000	153,949.67	514.33	253,049.84	6.15%
		<u>153,949.67</u>		<u>253,049.84</u>	<u>6.15%</u>
<b><u>Listed Derivatives Market</u></b>					
Magellan Financial Group Limited - Option Expiring 16-Apr-2027 Deferred (ASX:MFGO)	2,729,00000	0.00	0.20	545.80	0.01%
		<u>0.00</u>		<u>545.80</u>	<u>0.01%</u>

**MACGREGOR NOMINEES PTY LIMITED <DUMPEX SUPER FUND A/C>**  
Investment Portfolio as at 30 June 2023

Investment	Units	Accounting Cost	Market Price	Market Value	Portfolio Weight (%)
<b>Listed Securities Market</b>					
Airfle Australian Share Fund (Managed Fund) - Airfle Australian Share Fund (Managed Fund) (ASX:AASF)	77,500,000,000	274,953.57	3.46	268,150.00	6.51%
Australian Foundation Investment Company Limited (ASX:AFI)	15,350,000,000	99,973.14	7.07	108,524.50	2.64%
Antipodes Global Investment Company Ltd (ASX:APL)	25,000,000,000	25,123.90	0.30	7,500.00	0.18%
Argo Investments Limited (ASX:ARG)	40,899,000,000	359,698.75	8.76	358,275.24	8.70%
BKI Investment Company Limited (ASX:BKI)	114,905,000,000	179,993.30	1.73	198,211.12	4.81%
Ballador Technology Investments Limited (ASX:BTI)	50,000,000,000	51,813.30	1.17	58,250.00	1.41%
Diversified United Investment Limited (ASX:DUJ)	20,076,000,000	99,993.75	4.92	98,773.92	2.40%
Gryphon Capital Income Trust - Ordinary Units Fully Paid (ASX:GCI)	76,000,000,000	152,760.00	1.92	145,920.00	3.54%
GQG Partners Inc. - Cdd 1:1 Us Person Prohibited Excluding Qib (ASX:GQG)	71,789,000,000	143,578.00	1.99	99,427.76	2.42%
Kkr Credit Income Fund - Ordinary Units Fully Paid (ASX:KKC)	189,092,000,000	466,633.40	1.92	363,056.64	8.82%
MIFX Capital Investments Limited (ASX:MIF)	135,460,000,000	409,882.38	2.96	360,323.60	8.75%
Magellan Financial Group Limited (ASX:MFG)	28,299,000,000	936,276.33	9.49	268,557.51	6.52%
Magellan Global Fund. - Ordinary Units Fully Paid Closed Class (ASX:MGF)	146,181,000,000	260,491.55	1.65	241,198.65	5.86%
Washington H Soul Pattinson & Company Limited (ASX:SQL)	13,054,000,000	304,964.91	31.78	414,856.12	10.08%
Whitefield Limited (ASX:WHF)	87,849,000,000	470,298.35	5.15	452,422.35	10.99%
Wcm Global Growth Limited (ASX:WQG)	305,447,000,000	375,239.23	1.20	365,009.16	8.87%
		4,611,473.86		3,808,456.57	92.51%
		4,820,249.92		4,116,878.60	100.00%


The accounting cost is the original cost base adjusted by any subsequent capital call/improvement or capital return transactions. In many cases, it is not the same as the adjusted or reduced cost base, or the reset cost base resulting from the CGT relief. To view the cost base and unrealised gain/(loss) for CGT purposes refer to the Unrealised Capital Gains Report.



**MACGREGOR NOMINEES PTY LIMITED <DUMPEX SUPER FUND A/C>**

Investment Allocation as at 30 June 2023

**Current Asset Allocation**



- Australian Equities
- Australian Fixed Interest
- Cash
- Direct Property
- Foreign Cash
- International Equities
- International Fixed Interest
- Listed Property
- Mortgages
- Other
- Unknown
- Total:

# MACGREGOR NOMINEES PTY LIMITED <DUMPEX SUPER FUND A/C>

Investment Allocation as at 30 June 2023

	Australian Equities	Cash	International Equities	Total (\$)
Airfie Australian Share Fund (Managed Fund) - Airfie Australian Share Fund (Managed Fund) (ASX:AASF)	288,150.00 100.00%	0.00 0.00%	0.00 0.00%	288,150.00 100.00%
Antipodes Global Investment Company Ltd (ASX:APL)	7,500.00 100.00%	0.00 0.00%	0.00 0.00%	7,500.00 100.00%
Argo Investments Limited (ASX:ARG)	358,275.24 100.00%	0.00 0.00%	0.00 0.00%	358,275.24 100.00%
Australian Foundation Investment Company Limited (ASX:AFI)	108,524.50 100.00%	0.00 0.00%	0.00 0.00%	108,524.50 100.00%
Balacor Technology Investments Limited (ASX:BTI)	58,250.00 100.00%	0.00 0.00%	0.00 0.00%	58,250.00 100.00%
Berkshire Hathaway Inc (NYSE ARCA:BRK.B)	0.00 0.00%	0.00 0.00%	253,049.84 100.00%	253,049.84 100.00%
BKI Investment Company Limited (ASX:BKI)	198,211.12 100.00%	0.00 0.00%	0.00 0.00%	198,211.12 100.00%
Diversified United Investment Limited (ASX:DUI)	98,773.92 100.00%	0.00 0.00%	0.00 0.00%	98,773.92 100.00%
GQG Partners Inc - Cdi 1:1 Us Person Prohibited Excluding Cdb (ASX:GQG)	99,427.76 100.00%	0.00 0.00%	0.00 0.00%	99,427.76 100.00%
Gryphon Capital Income Trust - Ordinary Units Fully Paid (ASX:GCI)	145,920.00 100.00%	0.00 0.00%	0.00 0.00%	145,920.00 100.00%
Kkr Credit Income Fund - Ordinary Units Fully Paid (ASX:KKC)	363,056.64 100.00%	0.00 0.00%	0.00 0.00%	363,056.64 100.00%
Magellan Financial Group Limited - Option Expiring 16-Apr-2027 Deferred (ASX:MFGO)	545.80 100.00%	0.00 0.00%	0.00 0.00%	545.80 100.00%
Magellan Financial Group Limited (ASX:MFG)	288,557.51 100.00%	0.00 0.00%	0.00 0.00%	288,557.51 100.00%

	Australian Equities	Cash	International Equities	Total (\$)
Magellan Global Fund - Ordinary Units Fully Paid Closed Class (ASX:MGE)	241,198.65 100.00%	0.00 0.00%	0.00 0.00%	241,198.65 100.00%
MBL Bank Account	0.00 0.00%	54,826.39 100.00%	0.00 0.00%	54,826.39 100.00%
MFF Capital Investments Limited (ASX:MFF)	360,323.60 100.00%	0.00 0.00%	0.00 0.00%	360,323.60 100.00%
Washington H Soul Pattinson & Company Limited (ASX:SQL)	414,856.12 100.00%	0.00 0.00%	0.00 0.00%	414,856.12 100.00%
Wem Global Growth Limited (ASX:WGG)	365,009.16 100.00%	0.00 0.00%	0.00 0.00%	365,009.16 100.00%
Whitefield Limited (ASX:WHF)	452,422.35 100.00%	0.00 0.00%	0.00 0.00%	452,422.35 100.00%
Total	3,809,092.37 92.52%	54,826.39 1.33%	253,049.84 6.15%	4,116,978.60 100.00%

NOTE: Investment Totals include Unsettled Amounts.



**MACGREGOR NOMINEES PTY LIMITED <DUMPEX SUPER FUND A/C>**  
**Detailed Investment Transactions Report**  
**For the period from 1 July 2022 to 30 June 2023**

Date	Description	Quantity	Consideration	Book Cost	Unsettled
<b>Airlie Australian Share Fund (Managed Fund) - Airlie Australian Share Fund (Managed Fund) (ASX:AASF)</b>					
1 July 2022	Opening Balance	77,500.0000		274,953.57	
30 June 2023	Closing Balance	77,500.0000		274,953.57	
<b>Antipodes Global Investment Company Ltd (ASX:APL)</b>					
1 July 2022	Opening Balance	-		-	
18 November 2022	CGA to APL	25,000.0000	25,123.90	25,123.90	
30 June 2023	Closing Balance	25,000.0000		25,123.90	
<b>Argo Investments Limited (ASX:ARG)</b>					
1 July 2022	Opening Balance	40,899.0000		359,698.75	
30 June 2023	Closing Balance	40,899.0000		359,698.75	
<b>Australian Foundation Investment Company Limited (ASX:AFI)</b>					
1 July 2022	Opening Balance	15,350.0000		99,973.14	
30 June 2023	Closing Balance	15,350.0000		99,973.14	
<b>Bailador Technology Investments Limited (ASX:BTI)</b>					
1 July 2022	Opening Balance	50,000.0000		51,613.30	
30 June 2023	Closing Balance	50,000.0000		51,613.30	
<b>Berkshire Hathaway Inc (NYSE ARCA:BRK.B)</b>					
1 July 2022	Opening Balance	492.0000		153,949.67	
30 June 2023	Closing Balance	492.0000		153,949.67	
<b>BKI Investment Company Limited (ASX:BKI)</b>					
1 July 2022	Opening Balance	114,905.0000		179,993.30	
30 June 2023	Closing Balance	114,905.0000		179,993.30	
<b>Contango Asset Management Limited (ASX:CGA)</b>					



# MACGREGOR NOMINEES PTY LIMITED <DUMPEX SUPER FUND A/C>

## Detailed Investment Transactions Report

For the period from 1 July 2022 to 30 June 2023

Date	Description	Quantity	Consideration	Book Cost	Unsettled
1 July 2022	Opening Balance	25,000.0000		25,123.90	
18 November 2022	CGA to APL	(25,000.0000)	(25,123.90)	(25,123.90)	
30 June 2023	Closing Balance	-			
<b>Diversified United Investment Limited (ASX:DUI)</b>					
1 July 2022	Opening Balance	-			
13 April 2023	Purchase of 20076 of DUI @ \$4.969827	20,076.0000	99,993.75	99,993.75	
30 June 2023	Closing Balance	20,076.0000		99,993.75	
<b>GQG Partners Inc. - Cdi 1:1 Us Person Prohibited Excluding Qib (ASX:GQG)</b>					
1 July 2022	Opening Balance	71,789.0000		143,578.00	
30 June 2023	Closing Balance	71,789.0000		143,578.00	
<b>Gryphon Capital Income Trust - Ordinary Units Fully Paid (ASX:GCI)</b>					
1 July 2022	Opening Balance	76,000.0000		152,760.00	
30 June 2023	Closing Balance	76,000.0000		152,760.00	
<b>Kkr Credit Income Fund - Ordinary Units Fully Paid (ASX:KKC)</b>					
1 July 2022	Opening Balance	189,092.0000		466,633.40	
30 June 2023	Closing Balance	189,092.0000		466,633.40	
<b>Magellan Financial Group Limited - Option Expiring 16-Apr-2027 Deferred (ASX:MFGO)</b>					
1 July 2022	Opening Balance	2,729.0000			
30 June 2023	Closing Balance	2,729.0000			
<b>Magellan Financial Group Limited (ASX:MFG)</b>					
1 July 2022	Opening Balance	21,829.0000		881,281.33	
16 June 2023	OMT	6,470.0000		54,995.00	
30 June 2023	Closing Balance	28,299.0000	54,995.00	936,276.33	
<b>Magellan Global Fund. - Ordinary Units Fully Paid Closed Class (ASX:MGF)</b>					
1 July 2022	Opening Balance	146,181.0000		260,491.55	
30 June 2023	Closing Balance	146,181.0000		260,491.55	
<b>MFF Capital Investments Limited - Option Expiring 31-Oct-2022 (ASX:MFFOA)</b>					
1 July 2022	Opening Balance	10,362.0000			
31 October 2022	MFFOA Option Expired	(10,362.0000)		0.00	
30 June 2023	Closing Balance	-			

**MACGREGOR NOMINEES PTY LIMITED <DUMPEX SUPER FUND A/C>**

**Detailed Investment Transactions Report**

For the period from 1 July 2022 to 30 June 2023

Date	Description	Quantity	Consideration	Book Cost	Unsettled
<b>MFF Capital Investments Limited (ASX:IFF)</b>					
1 July 2022	Opening Balance	135,460.0000		409,882.38	-
30 June 2023	Closing Balance	135,460.0000		409,882.38	-
<b>Washington H Soul Pattinson &amp; Company Limited (ASX:SOL)</b>					
1 July 2022	Opening Balance	13,054.0000		304,964.91	-
30 June 2023	Closing Balance	13,054.0000		304,964.91	-
<b>Wcm Global Growth Limited - Option Expiring 31-Aug-2022 (ASX:WQGOA)</b>					
1 July 2022	Opening Balance	75,916.0000		-	-
31 August 2022	Listed Security Sale	(75,916.0000)		0.00	-
30 June 2023	Closing Balance	-		-	-
<b>Wcm Global Growth Limited (ASX:WQG)</b>					
1 July 2022	Opening Balance	305,447.0000		375,239.23	-
30 June 2023	Closing Balance	305,447.0000		375,239.23	-
<b>Whitefield Limited (ASX:WHF)</b>					
1 July 2022	Opening Balance	87,849.0000		470,298.35	-
30 June 2023	Closing Balance	87,849.0000		470,298.35	-



# MACGREGOR NOMINEES PTY LIMITED <DUMPEX SUPER FUND A/C>

## Investment Income Summary For the period 1 July 2022 to 30 June 2023

	Add			Less			Taxable Income (excluding Capital Gains)	Indexed Capital Gains *	Discounted Capital Gains *	Other Capital Gains *	CGT Concession Amount *
	Franking Credits	Foreign Credits	TFN Credits	Tax Free	Tax Exempt	Tax Deferred					
10,744.30	0.00	581.14	0.00	0.00	(26,205.98)	0.00	36,306.70	0.00	18,153.35	0.00	18,153.35
MIFF Capital Investments Limited (ASX:MIFF)											
11,514.10	4,934.81	0.00	0.00	0.00	0.00	0.00	0.00	0.00	0.00	0.00	0.00
Washington H Soul Pattinson & Company Limited (ASX:SOL)											
12,270.76	5,258.90	0.00	0.00	0.00	0.00	0.00	0.00	0.00	0.00	0.00	0.00
Wcm Global Growth Limited (ASX:WQG)											
24,099.77	10,328.48	0.00	0.00	0.00	0.00	0.00	0.00	0.00	0.00	0.00	0.00
Whitefield Limited (ASX:WHF)											
18,009.04	7,718.16	0.00	0.00	0.00	0.00	0.00	0.00	0.00	0.00	0.00	0.00
<b>187,008.40</b>	<b>54,725.58</b>	<b>3,079.86</b>	<b>0.00</b>	<b>(7,120.29)</b>	<b>0.00</b>	<b>0.00</b>	<b>38,332.96</b>	<b>0.00</b>	<b>19,162.75</b>	<b>7.46</b>	<b>19,162.75</b>
<b>188,027.12</b>	<b>54,725.58</b>	<b>3,079.86</b>	<b>0.00</b>	<b>(7,120.29)</b>	<b>0.00</b>	<b>0.00</b>	<b>38,332.96</b>	<b>0.00</b>	<b>19,162.75</b>	<b>7.46</b>	<b>19,162.75</b>

\* Distributed capital gains components correspond to the cash amount received. You should refer to Realised Capital Gains or Distribution Reconciliation Reports for tax and capital gain reporting purpose.



**MACGREGOR NOMINEES PTY LIMITED <DUMPEX SUPER FUND A/C>**

Realised Capital Gains  
For the period from 1 July 2022 to 30 June 2023

	Accounting Treatment				Taxation Treatment				
	Quantity	Proceeds	Excess Tax Value*	Original Cost	Cost Base Calculation		Capital Gains Calculation		
					Adjusted	Reduced	Discounted	Deferred	Other
<b>Listed Derivatives Market</b>									
MFF Capital Investments Limited - Option Expiring 31-Oct-2022 (ASX:MIFFOA)									
31/10/2022	Sale	10,362.00	0.00	0.00	0.00	0.00	0.00	0.00	0.00
		10,362.00	0.00	0.00	0.00	0.00	0.00	0.00	0.00
Wcm Global Growth Limited - Option Expiring 31-Aug-2022 (ASX:WQGOA)									
31/08/2022	Sale	75,916.00	0.00	0.00	0.00	0.00	0.00	0.00	0.00
		75,916.00	0.00	0.00	0.00	0.00	0.00	0.00	0.00
<b>Listed Derivatives Market Total</b>									
		0.00	0.00	0.00	0.00	0.00	0.00	0.00	0.00
<b>Listed Securities Market</b>									
Airlie Australian Share Fund (Managed Fund) - Airlie Australian Share Fund (Managed Fund) (ASX:AASF)									
30/06/2023	Dist	0.00	0.00	0.00	0.00	2,018.80	7.46	2,018.80	0.00
		0.00	0.00	0.00	0.00	2,018.80	7.46	2,018.80	0.00
Contango Asset Management Limited (ASX:CGA)									
18/11/2022	Sale	25,000.00	25,123.90	25,123.90	0.00	25,123.90	0.00	0.00	0.00
		25,000.00	25,123.90	25,123.90	0.00	25,123.90	0.00	0.00	0.00
Magellan Global Fund - Ordinary Units Fully Paid Closed Class (ASX:MGF)									
30/06/2023	Dist	0.00	0.00	0.00	0.00	36,306.70	0.00	36,306.70	0.00
		0.00	0.00	0.00	0.00	36,306.70	0.00	36,306.70	0.00
<b>Listed Securities Market Total</b>									
		25,123.90	25,123.90	25,123.90	0.00	25,123.90	7.46	38,325.50	0.00
<b>Grand Total</b>									
		25,123.90	25,123.90	25,123.90	0.00	25,123.90	7.46	38,325.50	0.00

\* Where there is an Excess Tax Value Amount, the Accounting Profit/(Loss) figure takes account of this. Accounting Profit/(Loss) equals Proceeds less Excess Tax Value less Original Cost.

**MACGREGOR NOMINEES PTY LIMITED <DUMPEX SUPER FUND A/C>**

**Realised Capital Gains**

**For the period from 1 July 2022 to 30 June 2023**

**Capital Gains Tax Return Summary**

	Indexation	Discount	Other	Deferred	Total Capital Gains	Capital Losses
<b>Current Year Capital Gains</b>						
Shares & Units - Listed Shares	0.00	0.00	0.00	0.00	0.00	0.00
Shares & Units - Other Shares	0.00	0.00	0.00	0.00	0.00	0.00
Shares & Units - Listed Trusts	0.00	0.00	0.00	0.00	0.00	0.00
Shares & Units - Other Units	0.00	0.00	0.00	0.00	0.00	0.00
Australian Real Estate	0.00	0.00	0.00	0.00	0.00	0.00
Other Real Estate	0.00	0.00	0.00	0.00	0.00	0.00
Collectables	0.00	0.00	0.00	0.00	0.00	0.00
Other CGT Assets & Other CGT Events	0.00	0.00	0.00	0.00	0.00	0.00
Distributed Capital Gains from Trusts	0.00	38,325.00	7.00	0.00	38,332.00	0.00
	<u>0.00</u>	<u>38,325.00</u>	<u>7.00</u>	<u>0.00</u>	<u>38,332.00</u>	<u>0.00</u>
<b>Capital Losses Applied</b>						
Current Year	0.00	0.00	0.00	0.00	0.00	0.00
Prior Years	0.00	0.00	0.00	0.00	0.00	0.00
	<u>0.00</u>	<u>0.00</u>	<u>0.00</u>	<u>0.00</u>	<u>0.00</u>	
<b>Net Capital Gains</b>						
Net Gain after applying losses	0.00	38,325.00	7.00	0.00	38,332.00	
Discount applicable		19,162.00				
Net Gain after applying discount	<u>0.00</u>	<u>19,163.00</u>	<u>7.00</u>	<u>0.00</u>	<u>19,170.00</u>	



**MACGREGOR NOMINEES PTY LIMITED <DUMPEX SUPER FUND A/C>**  
 Unrealised Capital Gains as at 30 June 2023

Quantity /Description	Accounting Treatment			Cost Base Calculation				Taxation Treatment				
	Market Value	Original Cost	Accounting Gain/(Loss)	Tax Free	Tax Deferred	AMIT	Amount	Indexation	Discountable	Other	Deferred	Capital Loss
<b>Bank</b>												
MBL Bank Account												
30/06/2023	54,826.39	54,826.39	0.00	0.00	0.00	0.00	54,826.39				0.00	
	54,826.39	54,826.39	0.00	0.00	0.00	0.00	54,826.39				0.00	
<b>Bank Total</b>												
	54,826.39	54,826.39	0.00	0.00	0.00	0.00	54,826.39				0.00	
<b>Foreign Investment Assets</b>												
Berkshire Hathaway Inc (NYSE:BRK.A;BRK.B)												
25/10/2019	492.00	153,949.67	98,100.17	0.00	0.00	0.00	153,949.67				99,100.17	
	492.00	153,949.67	98,100.17	0.00	0.00	0.00	153,949.67				99,100.17	
<b>Foreign Investment Assets Tot</b>												
	253,049.84	153,949.67	98,100.17	0.00	0.00	0.00	153,949.67				99,100.17	
<b>Listed Derivatives Market</b>												
Magellan Financial Group Limited - Option Expiring 16-Apr-2027 Deferred (ASX:MFGO)												
16/08/2018	321.00	0.00	64.20	0.00	0.00	0.00	0.00				64.20	
27/04/2021	431.00	0.00	86.20	0.00	0.00	0.00	0.00				86.20	
16/09/2021	941.00	0.00	188.20	0.00	0.00	0.00	0.00				188.20	
14/10/2021	1,036.00	0.00	207.20	0.00	0.00	0.00	0.00				207.20	
	2,729.00	0.00	545.80	0.00	0.00	0.00	0.00				545.80	
<b>Listed Derivatives Market Total</b>												
	545.80	0.00	545.80	0.00	0.00	0.00	0.00				545.80	
<b>Listed Securities Market</b>												
Airlie Australian Share Fund (Managed Fund) - Airlie Australian Share Fund (Managed Fund) (ASX:AASF)												
14/10/2021	77,500.00	274,953.57	(6,803.57)	0.00	0.00	(1,271.60)	273,681.97				0.00	5,531.97
	77,500.00	274,953.57	(6,803.57)	0.00	0.00	(1,271.60)	273,681.97				0.00	5,531.97
Antipodes Global Investment Company Ltd (ASX:APL)												
31/05/2021	25,000.00	25,123.90	(17,623.90)	0.00	0.00	0.00	25,123.90				0.00	17,623.90
	25,000.00	25,123.90	(17,623.90)	0.00	0.00	0.00	25,123.90				0.00	17,623.90

**MACGREGOR NOMINEES PTY LIMITED <DUMPEX SUPER FUND A/C>**  
**Unrealised Capital Gains as at 30 June 2023**

Quantity /Description	Accounting Treatment				Taxation Treatment								
	Market Value	Original Cost	Accounting Gain/(Loss)	Tax Free	Cost Base Calculation			Capital Gains Calculation					
					Tax Deferred	AMIT	Amount	Indexation	Discountable	Other	Deferred	Capital Loss	
<b>Listed Securities Market</b>													
<b>Argo Investments Limited (ASX:ARG)</b>													
25/10/2019	17,796.00	155,892.96	149,602.25	0.00	0.00	0.00	0.00	149,602.25	0.00	6,290.71	0.00	0.00	0.00
27/04/2021	6,307.00	55,249.32	54,991.61	0.00	0.00	0.00	0.00	54,991.61	0.00	257.71	0.00	0.00	0.00
14/10/2021	12,196.00	106,836.96	112,450.05	0.00	0.00	0.00	0.00	112,450.05	0.00	5,613.09	0.00	0.00	5,613.09
14/10/2021	1,374.00	12,036.24	12,654.84	0.00	0.00	0.00	0.00	12,654.84	0.00	618.60	0.00	0.00	618.60
24/03/2022	3,226.00	28,259.76	30,000.00	0.00	0.00	0.00	0.00	30,000.00	0.00	1,740.24	0.00	0.00	1,740.24
40,899.00	358,275.24	359,698.75	(1,423.51)	0.00	0.00	0.00	0.00	359,698.75	0.00	6,548.42	0.00	0.00	7,971.93
<b>Australian Foundation Investment Company Limited (ASX:AFI)</b>													
25/10/2019	15,350.00	108,524.50	99,973.14	0.00	0.00	0.00	0.00	99,973.14	0.00	8,551.36	0.00	0.00	0.00
15,350.00	108,524.50	99,973.14	8,551.36	0.00	0.00	0.00	0.00	99,973.14	0.00	8,551.36	0.00	0.00	0.00
<b>Bailador Technology Investments Limited (ASX:BTI)</b>													
24/06/2019	50,000.00	58,250.00	51,613.30	0.00	0.00	0.00	0.00	51,613.30	0.00	6,636.70	0.00	0.00	0.00
50,000.00	58,250.00	51,613.30	6,636.70	0.00	0.00	0.00	0.00	51,613.30	0.00	6,636.70	0.00	0.00	0.00
<b>BKI Investment Company Limited (ASX:BMK)</b>													
27/04/2021	36,955.00	63,747.37	54,998.92	0.00	0.00	0.00	0.00	54,998.92	0.00	8,748.45	0.00	0.00	0.00
14/10/2021	77,950.00	134,463.75	124,994.38	0.00	0.00	0.00	0.00	124,994.38	0.00	9,469.37	0.00	0.00	0.00
114,905.00	198,211.12	179,993.30	18,217.82	0.00	0.00	0.00	0.00	179,993.30	0.00	18,217.82	0.00	0.00	0.00
<b>Diversified United Investment Limited (ASX:DUJ)</b>													
13/04/2023	20,076.00	98,773.92	99,993.75	0.00	0.00	0.00	0.00	99,993.75	0.00	1,219.83	0.00	0.00	1,219.83
20,076.00	98,773.92	99,993.75	(1,219.83)	0.00	0.00	0.00	0.00	99,993.75	0.00	1,219.83	0.00	0.00	1,219.83
<b>GQG Partners Inc. - Cdl 1:1 Us Person Prohibited Excluding Qlb (ASX:GQG)</b>													
25/10/2021	71,789.00	99,427.76	143,578.00	0.00	0.00	0.00	0.00	143,578.00	0.00	44,150.24	0.00	0.00	44,150.24
71,789.00	99,427.76	143,578.00	(44,150.24)	0.00	0.00	0.00	0.00	143,578.00	0.00	44,150.24	0.00	0.00	44,150.24
<b>Gryphon Capital Income Trust - Ordinary Units Fully Paid (ASX:GCI)</b>													
2/12/2019	39,334.00	75,521.28	79,061.34	0.00	0.00	0.00	0.00	79,061.34	0.00	(27.25)	0.00	0.00	3,512.81
3/12/2019	36,866.00	70,398.72	73,698.66	0.00	0.00	0.00	0.00	73,698.66	0.00	(25.41)	0.00	0.00	3,274.53
76,000.00	145,920.00	152,760.00	(6,840.00)	0.00	0.00	0.00	0.00	152,760.00	0.00	(52.66)	0.00	0.00	6,787.34
<b>Kkr Credit Income Fund - Ordinary Units Fully Paid (ASX:KKC)</b>													
11/11/2019	188,693.00	362,290.56	465,648.76	0.00	0.00	0.00	0.00	465,648.76	0.00	(30,727.71)	0.00	0.00	72,630.49
14/11/2019	399.00	766.08	984.64	0.00	0.00	0.00	0.00	919.67	0.00	(64.97)	0.00	0.00	153.59
189,092.00	363,056.64	466,633.40	(103,576.76)	0.00	0.00	0.00	0.00	435,840.72	0.00	(30,792.68)	0.00	0.00	72,784.08



**MACGREGOR NOMINEES PTY LIMITED <DUMPEX SUPER FUND A/C>**  
**Unrealised Capital Gains as at 30 June 2023**

Quantity /Description	Accounting Treatment				Taxation Treatment								
	Market Value	Original Cost	Accounting Gain/(Loss)	Tax Free	Cost Base Calculation		AMIT	Amount	Capital Gains Calculation				
					Tax Deferred	Tax Free			Indexation	Discountable	Other	Deferred	Capital Loss
<b>Listed Securities Market</b>													
<b>Magellan Financial Group Limited (ASX:MFG)</b>													
16/09/2019	2,564.00	24,332.36	141,532.80	(117,200.44)	0.00	0.00	0.00	141,532.80					117,200.44
27/04/2021	3,450.00	32,740.50	164,886.20	(132,145.70)	0.00	0.00	0.00	164,886.20					132,145.70
16/09/2021	7,526.00	71,421.74	299,924.77	(228,503.03)	0.00	0.00	0.00	299,924.77					228,503.03
14/10/2021	8,289.00	78,662.61	274,937.56	(196,274.95)	0.00	0.00	0.00	274,937.56					196,274.95
16/06/2023	6,470.00	61,400.30	54,995.00	6,405.30	0.00	0.00	0.00	54,995.00	6,405.30				
28,299.00	288,557.51	936,276.33	(667,718.82)	0.00	0.00	0.00	0.00	936,276.33	6,405.30				674,124.12
<b>Magellan Global Fund. - Ordinary Units Fully Paid Closed Class (ASX:MGF)</b>													
6/09/2021	73,881.00	121,903.65	135,499.67	(13,596.02)	0.00	0.00	13,716.73	149,216.40					27,312.75
14/10/2021	72,300.00	119,295.00	124,991.88	(5,696.88)	0.00	0.00	13,423.20	138,415.08					18,120.08
146,181.00	241,198.65	260,491.55	(19,292.90)	0.00	0.00	0.00	27,139.93	287,631.48					46,432.83
<b>MFF Capital Investments Limited (ASX:MFF)</b>													
28/10/2019	9,644.00	25,653.04	32,281.82	(6,628.78)	0.00	0.00	0.00	32,281.82					6,628.78
29/10/2019	42,165.00	112,158.90	142,831.24	(30,672.34)	0.00	0.00	0.00	142,831.24					30,672.34
27/04/2021	40,651.00	108,131.66	109,999.17	(1,867.51)	0.00	0.00	0.00	109,999.17					1,867.51
14/10/2021	43,000.00	114,380.00	124,770.15	(10,390.15)	0.00	0.00	0.00	124,770.15					10,390.15
135,460.00	360,323.60	409,882.38	(49,558.78)	0.00	0.00	0.00	0.00	409,882.38					49,558.78
<b>Washington H Soul Pattinson &amp; Company Limited (ASX:SOL)</b>													
21/06/2019	10,955.00	348,149.90	249,969.02	98,180.88	0.00	0.00	0.00	249,969.02			98,180.88		
27/04/2021	2,099.00	66,706.22	54,995.89	11,710.33	0.00	0.00	0.00	54,995.89			11,710.33		
13,054.00	414,856.12	304,964.91	109,891.21	0.00	0.00	0.00	0.00	304,964.91			109,891.21		
<b>Wcm Global Growth Limited (ASX:WQG)</b>													
1/07/2019	227,747.00	272,157.66	250,521.70	21,635.96	0.00	0.00	0.00	250,521.70			21,635.96		
14/10/2021	77,700.00	92,851.50	124,717.53	(31,866.03)	0.00	0.00	0.00	124,717.53					31,866.03
305,447.00	365,009.16	375,239.23	(10,230.07)	0.00	0.00	0.00	0.00	375,239.23			21,635.96		31,866.03



**MACGREGOR NOMINEES PTY LIMITED <DUMPEX SUPER FUND A/C>**  
 Unrealised Capital Gains as at 30 June 2023

**Capital Gains Tax Return Summary**

	Indexation	Discount	Other	Deferred	Total Capital Gains	Capital Losses
<b>Current Year Capital Gains</b>						
Shares & Units - Listed Shares	0.00	177,001.00	6,405.00	0.00	183,406.00	849,910.00
Shares & Units - Other Shares	0.00	99,100.00	0.00	0.00	99,100.00	0.00
Shares & Units - Listed Trusts	0.00	0.00	0.00	0.00	0.00	131,536.00
Shares & Units - Other Units	0.00	0.00	0.00	0.00	0.00	0.00
Australian Real Estate	0.00	0.00	0.00	0.00	0.00	0.00
Other Real Estate	0.00	0.00	0.00	0.00	0.00	0.00
Collectables	0.00	0.00	0.00	0.00	0.00	0.00
Other CGT Assets & Other CGT Events	0.00	545.00	0.00	0.00	545.00	0.00
Distributed Capital Gains from Trusts	0.00	0.00	0.00	0.00	0.00	0.00
	0.00	276,646.00	6,405.00	0.00	283,051.00	981,446.00

**Capital Losses Applied**

Current Year	0.00	276,646.00	6,405.00	0.00	283,051.00
Prior Years	0.00	0.00	0.00	0.00	0.00
	0.00	276,646.00	6,405.00	0.00	283,051.00

**Net Capital Gains**

Net Gain after applying losses	0.00	0.00	0.00	0.00	0.00
Discount applicable		0.00			
Net Gain after applying discount	0.00	0.00	0.00	0.00	0.00

**Gains/Losses on Custom Holding Accounts**

Account Name	Book Cost	Value	Gain/(Loss)	Tax Rate %	Tax Effect
--------------	-----------	-------	-------------	------------	------------

**Custom Holding Accounts Totals**



**Rapid Response Revival®**

**OPTION CERTIFICATE  
No. 43**

**Rapid Response Revival Research Limited  
ACN 617 494 890**

**MACGREGOR NOMINEES PTY LIMITED <DUMPEX SUPERANNUATION FUND A/C>  
of 13 HOLT ROAD, TAREN POINT NSW 2229, AUSTRALIA**

was on the of 30<sup>th</sup> September 2022, the registered holder of

*222 (Two Hundred and Twenty Two)*

**Options over Ordinary Shares in The Company**

**Expiring 30<sup>th</sup> September 2025 and Exercisable with payment of \$180.00 per  
Option**

in Rapid Response Revival Research Limited subject to the terms of the Constitution  
dated 20<sup>th</sup> of February 2017 as amended.

*Signed by*

**Rapid Response Revival Research Limited**

ACN 617 494 890

pursuant to

Section 127 of the

*Corporations Act 2001*

In the presence of:

Mr. Donovan Lachlan Casey (Director)

Mr. Damian Mark Shrubsole (Secretary)

DATED: **30<sup>th</sup> September 2022**

# AUSTRALIAN FOUNDATION INVESTMENT COMPANY

ABN 56 004 147 120

## Need help?

**Contact** Computershare Investor Services  
GPO Box 2975, Melbourne VIC 3001  
**Phone (AUS)** 1300 662 270 or +61 3 9415 4373  
**Internet** [www.investorcentre.com/au/contact](http://www.investorcentre.com/au/contact)

004814 015 AFI



MACGREGOR NOMINEES PTY LIMITED  
<DUMPEX SUPER FUND A/C>  
C/- FINCLEAR EXECUTION LTD  
PO BOX H6  
AUSTRALIA SQUARE NSW 1215

## Your security holding

ASX Code AFI  
Security class Ordinary shares  
Holder Number HIN WITHHELD  
TFN or ABN Quoted  
Record date 11 August 2022  
Payment date 30 August 2022

**You must keep this document for your tax records.**

## Australian Foundation Investment Company Limited Final dividend payment statement

Number of shares		Dividend rate		Dividend paid	Franked amount	Franking credit
15,350	X	A\$0.14	=	A\$2,149.00	A\$2,149.00	A\$921.00

This dividend is franked in Australia at 100% and the corporate tax rate used to determine the franking credit is 30%.

### New Zealand Imputation Credit in NZD

**NZ\$208.93**

Attached to this dividend is a New Zealand Imputation Credit. The only shareholders who may obtain benefits from the New Zealand Imputation Credits are New Zealand resident taxpayers who meet certain other requirements. If you require further information, we recommend that you contact your tax advisor or the New Zealand Inland Revenue Department.

If you require your payment to be re-issued, you may be charged an administrative fee which will be deducted from your payment.

### IMPORTANT - LIC CAPITAL GAIN INFORMATION

**The attributable part of the above dividend is A\$2,192.86**

If you are an Australian resident individual, resident trust (except a trust that is a complying superannuation entity) or resident partnership for taxation purposes, you may be entitled to a tax deduction of **A\$1,096.43** (i.e. 50% of the attributable part).

You can claim this deduction in your income tax return. Refer to the section on "Dividend deductions".

If you are a complying superannuation entity or a life insurance company where the shares are complying superannuation assets and an Australian resident for taxation purposes, you may be entitled to a tax deduction of **A\$730.95** (i.e. 1/3rd of the attributable part).

If you are any other type of entity, you may not be entitled to a tax deduction.

This LIC capital gains information is for use in the preparation of your 2023 income tax return.

**If you are in any doubt about this information, please consult your tax advisor.**

**Payment method** We paid your dividend into this account:

**MACQUARIE BANK LTD**

**BSB: XXX-XXX**

**ACC: XXXXXX72**

# AUSTRALIAN FOUNDATION INVESTMENT COMPANY

ABN 56 004 147 120

## Need help?

**Contact** Computershare Investor Services  
GPO Box 2975, Melbourne VIC 3001  
**Phone (AUS)** 1300 662 270 or +61 3 9415 4373  
**Internet** [www.investorcentre.com/au/contact](http://www.investorcentre.com/au/contact)

┌ 005693 015 AFI



MACGREGOR NOMINEES PTY LIMITED  
<DUMPEX SUPER FUND A/C>  
C/- FINCLEAR EXECUTION LTD  
PO BOX H6  
AUSTRALIA SQUARE NSW 1215

## Your security holding

ASX Code AFI  
Security class Ordinary shares  
Holder Number HIN WITHHELD  
TFN or ABN Quoted  
Record date 3 February 2023  
Payment date 24 February 2023

**You must keep this document for  
your tax records.**

## Australian Foundation Investment Company Limited Interim dividend payment statement

Number of shares		Dividend rate		Dividend paid	Franked amount	Franking credit
15,350	X	A\$0.11	=	A\$1,688.50	A\$1,688.50	A\$723.64

This dividend is franked in Australia at 100% and the corporate tax rate used to determine the franking credit is 30%.  
No NZ imputation credits are applicable to this dividend.

If you require your payment to be re-issued, you may be charged an administrative fee which will be deducted from your payment.

### Payment method

We paid your dividend into this account:  
**MACQUARIE BANK LTD**  
**BSB: XXX-XXX**  
**ACC: XXXXXXX72**

# WHITEFIELD INDUSTRIALS

WHITEFIELD INDUSTRIALS LIMITED  
ABN 50 000 012 895


000069 000 WHF



MACGREGOR NOMINEES PTY LIMITED  
<DUMPEX SUPER FUND A/C>  
C/- FINCLEAR EXECUTION LTD  
PO BOX H6  
AUSTRALIA SQUARE NSW 1215

## Update your information:

 **Online:**  
[www.computershare.com.au/easyupdate/whf](http://www.computershare.com.au/easyupdate/whf)

 **By Mail:**  
Computershare Investor Services Pty Limited  
GPO Box 2975 Melbourne  
Victoria 3001 Australia

## Enquiries:

(within Australia) 1300 850 505  
(international) +61 3 9415 4000

## Holder Identification Number (HIN)

HIN WITHHELD

ASX Code	WHF
TFN/ABN Status	Quoted
Record Date	25 November 2022
Payment Date	12 December 2022
Direct Credit Reference No.	803832

Dear Shareholder,

## Dividend for the six months to 30th September 2022

This payment represents a dividend of 10.25 cents per ordinary share for the six months to 30th September 2022.

This dividend is paid on the shares registered in your name and entitled to participate as at the record date of 25 November 2022. This payment is 100% franked at the corporate tax rate of 30% and not attributable to LIC Capital Gains.

Please register at [www.computershare.com.au/easyupdate/whf](http://www.computershare.com.au/easyupdate/whf) in order to update your TFN, bank account and other details online.

Class Description	Amount per Security	Number of Securities	Franked Amount	Unfranked Amount	Gross Payment
Ordinary Shares	10.25 cents	87,849	\$9,004.52	\$0.00	\$9,004.52
<b>Net Payment</b>					<b>\$9,004.52</b>
Franking Credit					\$3,859.08

**Note 1:** You should retain this statement to assist you in preparing your tax return. Please contact your tax advisor for further information.

**Note 2:** If you require your payment to be re-issued, you may be charged an administration fee which will be deducted from your payment.

Whitefield Limited is required to collect and report to the Australian Taxation Office (ATO) and other Taxation authorities in foreign jurisdictions certain information about the tax residency of investors. Please ensure your tax residency certification has been completed and is current. To do so, please go to [www.computershare.com/au/selfcertification](http://www.computershare.com/au/selfcertification) to enter your tax residency certification. Depending on your certification status, your details may be provided to the ATO and other tax authorities.

## Your Payment Instruction

MACQUARIE BANK LTD  
BSB: 182-222 Account number: XXXXXXXX72

Amount Deposited

**AUD\$9,004.52**

# WHITEFIELD INDUSTRIALS

WHITEFIELD INDUSTRIALS LIMITED  
ABN 50 000 012 895


000068 000 WHF



MACGREGOR NOMINEES PTY LIMITED  
<DUMPEX SUPER FUND A/C>  
C/- FINCLEAR EXECUTION LTD  
PO BOX H6  
AUSTRALIA SQUARE NSW 1215

## Update your information:

 **Online:**  
[www.computershare.com.au/easyupdate/whf](http://www.computershare.com.au/easyupdate/whf)

 **By Mail:**  
Computershare Investor Services Pty Limited  
GPO Box 2975 Melbourne  
Victoria 3001 Australia

## Enquiries:

(within Australia) 1300 850 505  
(international) +61 3 9415 4000

## Holder Identification Number (HIN)

HIN WITHHELD

ASX Code	WHF
TFN/ABN Status	Quoted
Record Date	29 May 2023
Payment Date	13 June 2023
Direct Credit Reference No.	803850

Dear Shareholder,

## Dividend for the six months to 31st March 2023

This payment represents a dividend of 10.25 cents per ordinary share for the six months to 31st March 2023.

This dividend is paid on the shares registered in your name and entitled to participate as at the record date of 29 May 2023. This payment is 100% franked at the corporate tax rate of 30% and not attributable to LIC Capital Gains.

Please register at [www.computershare.com.au/easyupdate/whf](http://www.computershare.com.au/easyupdate/whf) in order to update your TFN, bank account and other details online.

Class Description	Amount per Security	Number of Securities	Franked Amount	Unfranked Amount	Gross Payment
Ordinary Shares	10.25 cents	87,849	\$9,004.52	\$0.00	\$9,004.52
<b>Net Payment</b>					<b>\$9,004.52</b>
Franking Credit					\$3,859.08

**Note 1:** You should retain this statement to assist you in preparing your tax return. Please contact your tax advisor for further information.

**Note 2:** If you require your payment to be re-issued, you may be charged an administration fee which will be deducted from your payment.

Whitefield Industrials Limited is required to collect and report to the Australian Taxation Office (ATO) and other Taxation authorities in foreign jurisdictions certain information about the tax residency of investors. Please ensure your tax residency certification has been completed and is current. To do so, please go to [www.computershare.com/au/selfcertification](http://www.computershare.com/au/selfcertification) to enter your tax residency certification. Depending on your certification status, your details may be provided to the ATO and other tax authorities.

## Your Payment Instruction

MACQUARIE BANK LTD  
BSB: 182-222 Account number: XXXXXXX72

Amount Deposited

**AUD\$9,004.52**





015 / 000712

Macgregor Nominees Pty Ltd ATF Dumpex Superannuation Fund  
GPO Box 7019  
SYDNEY NSW 2001

**Part A: Your details**

**Investor No. 40234491**

**TFN/ABN status. Quoted**

**You are recorded as being a Superannuation Fund**

**Tax residency at statement date Australia**

## BlackRock Australian Share Fund Attribution Managed Investment Trust Member Annual Statement for the year ended 30 June 2023

**Part B: Summary of 2023 tax return information (supplementary section) items for a resident individual**

Item	Amount	Tax return label
Share of net income from trusts, less capital gains, foreign income and franked distributions	203.68	13U
Franked distributions from trusts	785.70	13C
Share of franking credit from franked dividends	307.67	13Q
Share of credit for tax file number amounts withheld from interest, dividends and unit trust distributions	0.00	13R
Share of credit for foreign resident withholding amounts (excluding capital gains)	0.00	13A
Net capital gain	0.00	18A
Total current year capital gains	0.00	18H
CFC income	0.00	19K
Assessable foreign source income	67.88	20E
Other net foreign source income	67.88	20M
Australian franking credits from a New Zealand franking company	0.00	20F
Foreign income tax offset*	2.04	200

\*To work out your foreign income tax offset (FITO) entitlement, see 20 Foreign source income and foreign assets or property or the Guide to foreign tax offset rules 2023.

Capital gains tax information – Additional information for item 18	Amount	
Capital gains - Discounted method	0.00	(grossed up amount)
Capital gains - Other method	0.00	
<b>Total current year capital gains</b>	<b>0.00</b>	

Part C: Components of attribution	Cash distributions	Tax paid or franking credit gross up	Attributable amount
<b>Australian income</b>			
Interest (subject to non-resident withholding tax)			50.73
Interest (not subject to non-resident withholding tax)			0.00
Dividends - Unfranked amount declared to be CFI			130.76
Dividends - Unfranked amount not declared to be CFI			6.01
Other assessable Australian income (Other)			15.32
Other assessable Australian income (NCMI)			0.33
Other assessable Australian income (Excluded from NCMI)			0.53
Other assessable Australian income (CBMI)			0.00
<b>Non-primary production income</b>			<b>203.68</b>
<b>Dividends - Franked amount (Franked distributions)</b>		<b>307.67</b>	<b>785.70</b>
<b>Capital gains</b>			
Capital gains - Discounted method TAP (Other)			0.00
Capital gains - Discounted method TAP (NCMI)			0.00
Capital gains - Discounted method TAP (Excluded from NCMI)			0.00
Capital gains - Discounted method TAP (CBMI)			0.00
Capital gains - Discounted method NTAP			0.00
Capital gains - Other method TAP (Other)			0.00
Capital gains - Other method TAP (NCMI)			0.00
Capital gains - Other method TAP (Excluded from NCMI)			0.00
Capital gains - Other method TAP (CBMI)			0.00
Capital gains - Other method NTAP			0.00
<b>Net capital gains</b>		<b>0.00</b>	<b>0.00</b>
AMIT CGT gross up amount			0.00
Other capital gains distribution			0.00
<b>Total current year capital gains</b>			<b>0.00</b>
<b>Foreign income</b>			
Other net foreign source income		2.04	67.88
<b>Assessable foreign source income</b>		<b>2.04</b>	<b>67.88</b>
Australian franking credit from a New Zealand franking company		0.00	0.00
CFC income			0.00
<b>Total foreign income</b>		<b>2.04</b>	<b>67.88</b>
<b>Non-assessable amounts</b>			<b>Amount</b>
Net exempt income			0.00
Non-assessable non-exempt amount			0.00
Other non-attributable amounts			0.00
<b>Total non-assessable amounts</b>			<b>0.00</b>

**Part C: Components of attribution continued....**

	Cash distributions	Tax paid or franking credit gross up	Attributable amount
<b>Gross cash distribution</b>	747.56		
Less: TFN amounts withheld	0.00		
<b>Net cash distribution</b>	<u>747.56</u>		

<b>Tax offsets</b>	<b>Amount</b>
Franking credit tax offset from Australian resident companies	307.67
Foreign income tax offset	2.04
<b>Total tax offsets</b>	<u>309.71</u>

**Attributed Managed Investment Trust ('AMIT') cost base adjustments**

AMIT cost base net amount - excess (decrease cost base)	0.01
AMIT cost base net amount - shortfall (increase cost base)	0.00

**Please retain this statement for income tax purposes.**

BlackRock Investment Management (Australia) Limited ABN 13 006 165 975, AFSL 230 523 (BIMAL) is the responsible entity and issuer of units in the Australian domiciled managed investment schemes referred to in this material. Any potential investor should consider the latest product disclosure statement, prospectus or other offer document (Offer Documents) before deciding whether to acquire, or continue to hold, an investment in any BlackRock fund. Offer Documents can be obtained by contacting the BIMAL Client Services Centre on 1.300 366 100. In some instances Offer Documents are also available on the BIMAL website at [www.blackrock.com.au](http://www.blackrock.com.au). This material has been prepared by BIMAL based on its understanding of current regulatory requirements and laws as at the date of this material. The information in this material is not intended to provide, and should not be relied upon, for accounting, legal, tax advice or investment recommendations and is provided to the recipient on an 'as is' and 'as available' basis and is subject to change. BIMAL or any of its affiliates do not provide taxation advice and are not a registered tax (financial) adviser under the Tax Agent Services Act 2009. If you intend to rely on this material to satisfy the liabilities or obligations or claim entitlements that arise, or could arise, under a taxation law you should seek tax advice from a registered tax agent or a registered tax (financial) adviser. BIMAL, its officers, employees and agents believe that the information in this material and the sources on which it is based (which may be sourced from third parties) are correct as at the date of publication. While every care has been taken in the preparation of this material, no warranty of accuracy or reliability is given and no responsibility for this information is accepted by BIMAL, its officers, employees or agents. Except where contrary to law, BIMAL excludes all liability for this information.



015 / 000778

Macgregor Nominees Pty Ltd ATF Dumpex Superannuation  
Fund  
GPO Box 7019  
SYDNEY NSW 2001

24 October 2023

**Investor No. 40234491**

Adviser: Mark Taylor

## BlackRock Investment Management (Australia) Limited Statement for period 01 July 2022 to 30 June 2023

### Summary of your Investments as at 30 June 2023

Portfolio Name	Units	Unit Price	Market Value
BlackRock Australian Share Fund	28,989.97	\$1.331560	\$38,601.88
Total	28,989.97		\$38,601.88

### Details of your transactions for the period 01 July 2022 to 30 June 2023

#### BlackRock Australian Share Fund APIR : PWAO014AU

Effective Date	Description	Amount	Unit Price	Number of Units	Unit Balance
01 Jul 22	Opening Balance	\$39,633.58	\$1.367148		28,989.97
31 Dec 22	Distribution Accrual	\$289.58			28,989.97
31 Mar 23	Distribution Accrual	\$231.79			28,989.97
30 Jun 23	Distribution Accrual	\$226.19			28,989.97
30 Jun 23	Closing Balance	\$38,601.88	\$1.331560		28,989.97
Total Net Transactions		\$0.00		0.00	

Return On Investment (\$284.14)

Issued by BlackRock Investment Management (Australia) Limited ABN 13 006 165 975, AFSL 230 523 (BIMAL). BIMAL, its officers, employees and agents believe that the information in this material and the sources on which it is based (which may be sourced from third parties) are correct as at the date of publication. While every care has been taken in the preparation of this material, no warranty of accuracy or reliability is given and no responsibility for the information is accepted by BIMAL, its officers, employees or agents.



Macgregor Nominees Pty Ltd ATF Dumpex  
Superannuation Fund  
13 Holt Road  
TAREN POINT NSW 2229

## BOT TAX STATEMENT FOR THE YEAR ENDED 30 JUNE 2023

### PART A:

Your details on file

RECORD	DETAILS ON FILE
Account Name	Macgregor Nominees Pty Ltd ATF Dumpex Superannuation Fund
Account Number	BOT1232
Previous Portfolio ID	
You are recorded as being a	Superannuation Fund
Australian Tax File Number (TFN)	Provided
Country of Residence at 30 June 2023	Australia

### PART B:

Summary of 2023 tax return (supplementary section) items

TAX RETURN (SUPPLEMENTARY SECTION)	AMOUNT (\$)	TAX RETURN LABEL
Share of net income from trusts, less net capital gains, foreign income and franked distributions	82,674.53	13U
Franked distributions from trusts	0.00	13C
Other deductions relating to non primary production income	0.00	13Y
Franking credits	0.00	13Q
Share of credit for foreign resident withholding amounts (excluding capital gains)	0.00	13A
Share of credit for tax file number amounts withheld from interest, dividends and unit trust distributions	0.00	13R
Net capital gain	0.00	18A
Total current year capital gains	0.00	18H
Assessable foreign source income	0.00	20E
Other net foreign source income	0.00	20M
Foreign income tax offsets	0.00	20O

\* PLEASE RETAIN THIS STATEMENT FOR INCOME TAX PURPOSES \*

PART C:

Components of Distribution

COMPONENTS OF DISTRIBUTION	CASH DISTRIBUTION (\$)	TAX PAID / OFFSETS (\$)	TAXABLE AMOUNT (\$)	TAX RETURN LABEL
<b>AUSTRALIAN INCOME</b>				
Interest	82,674.53	0.00	82,674.53	
Dividends	0.00		0.00	
Dividends: unfranked amount declared to be CFI	0.00		0.00	
Dividends: unfranked amount not declared to be CFI	0.00		0.00	
Dividends: Less LIC capital gain deduction	0.00		0.00	
Other Income	0.00		0.00	
NCMI - Non Primary Production	0.00		0.00	
Excluded from NCMI - Non Primary Production	0.00		0.00	
Less other allowable trust deductions	0.00		0.00	
<b>NON PRIMARY PRODUCTION INCOME (A)</b>	<b>82,674.53</b>	<b>0.00</b>	<b>82,674.53</b>	<b>13U</b>
<b>DIVIDENDS - FRANKED (X)</b>	<b>0.00</b>	<b>0.00</b>	<b>0.00</b>	<b>13C/13Q</b>
		FOREIGN INCOME TAX OFFSET		
<b>CAPITAL GAINS</b>				
Capital gains discount: Taxable Australian property	0.00	0.00	0.00	
Capital gains discount: Non-Taxable Australian property	0.00	0.00	0.00	
Capital gains other: Taxable Australian property	0.00	0.00	0.00	
Capital gains other: Non-Taxable Australian property	0.00	0.00	0.00	
NCMI Capital Gains	0.00	0.00	0.00	
<b>NET CAPITAL GAINS</b>	<b>0.00</b>	<b>0.00</b>	<b>0.00</b>	<b>18A</b>
CGT Concession Amount	0.00	0.00		
<b>TOTAL CURRENT YEAR CAPITAL GAINS (B)</b>	<b>0.00</b>	<b>0.00</b>		<b>18H</b>
<b>FOREIGN INCOME</b>				
Other net foreign income	0.00	0.00	0.00	20M/20O
Assessable foreign source income	0.00	0.00	0.00	20E
<b>TOTAL FOREIGN INCOME (C)</b>	<b>0.00</b>	<b>0.00</b>	<b>0.00</b>	
<b>CASH DISTRIBUTION SUB-TOTAL (A + X + B + C)</b>	<b>82,674.53</b>			

COMPONENTS OF DISTRIBUTION	CASH DISTRIBUTION (\$)	TAX PAID / OFFSETS (\$)	TAXABLE AMOUNT (\$)	TAX RETURN LABEL
<b>TAX OFFSETS</b>				
Franking credit tax offset		0.00		13Q
Foreign income tax offset		0.00		200
<b>TOTAL TAX OFFSETS (D)</b>		<b>0.00</b>		
<b>OTHER NON-ASSESSABLE AMOUNTS</b>				
Net exempt income	0.00			
Non-assessable non exempt amount (E)	0.00			
Tax Free Amounts	0.00			
Tax Deferred Amounts	0.00			
Return of Capital	0.00			
<b>GROSS CASH DISTRIBUTION (F)</b>	<b>82,674.53</b>			
<b>OTHER DEDUCTIONS FROM DISTRIBUTION</b>				
Less: TFN amounts withheld	0.00			13R
Less: Non-resident amounts withheld	0.00			13A
Less: Other expenses	0.00			13Y
<b>NET CASH DISTRIBUTION</b>	<b>82,674.53</b>			

\* PLEASE RETAIN THIS STATEMENT FOR INCOME TAX PURPOSES \*

Balmain Opportunity Trust ABN 36 679 393 508

Australian Commercial Mortgage Corporation Pty Ltd ACN 109 865 590 Australian Financial Services Authorised Representative Number 434727

Level 14, 60 Castlereagh Street, Sydney NSW 2000 | Post GPO Box 3570, Sydney NSW 2001 Australia

02 9232 8888 | www.balmain.com.au | sales@balmain.com.au | registry@balmain.com.au

The Trustee for the Balmain Opportunity Trust ABN 36 679 393 508

## Mark Taylor

---

**From:** Ben Greer <ben@macgregormangement.com>  
**Sent:** Friday, 28 July 2023 1:33 PM  
**To:** Mark Taylor  
**Subject:** Fwd: Balmain Opportunity Trust (BOT): June 2023 Distribution Notice

m: 0410 698 761  
e: [macnoms@gmail.com](mailto:macnoms@gmail.com)

----- Forwarded message -----

**From:** <[registry@balmain.com.au](mailto:registry@balmain.com.au)>  
**Date:** Fri, 14 Jul 2023 at 15:15  
**Subject:** Balmain Opportunity Trust (BOT): June 2023 Distribution Notice  
**To:** <[macnoms@gmail.com](mailto:macnoms@gmail.com)>  
**Cc:** <[huw@fortitudepw.com.au](mailto:huw@fortitudepw.com.au)>, <[malcolmgreer@bigpond.com](mailto:malcolmgreer@bigpond.com)>



Hello Benjamin

This is the 64<sup>th</sup> Investor Advice since the establishment of the Balmain Opportunity Trust (BOT) in March 2018.

### JUNE 2023 DISTRIBUTIONS

Founder Units returns, **net of all fees**, for the period ending 30 June 2023 are as follows:

	THIS MONTH (JUNE 23)	LAST MONTH (MAY 23)
Distribution	8.55%	8.50%
Monthly Annualised*	8.89%	8.84%
YTD Annualised*	8.58%	8.56%

*\*calculated on a distribution re-invested basis*

### GENERAL UPDATE

The US Fed Reserve has indicated only another 0.25%-0.50% to go on rate rises (from current 5.25%). General feelings in Oz are that we too only have one or two 0.25% hits



left (currently 4.10%). I still feel that this has been over-cooked but at least it's coming out of the oven soon.

With inflation already down to 3.0% in the US (5.6% at home in May) down from 9% this time last year, the brakes are certainly working. Unfortunately, once the brakes are finally released, inflation will continue to fall and I can see a bunch of monetary and fiscal policies being employed to redress that. Yo-yo time.

It would, however, not surprise any employers that the unemployment rate remains at ~3.50% in both Australia and the US. Still hard to find staff and increasingly difficult to re-shuffle in Australia with constant changes to micro labour laws under the current regime.

The outlook for property, which is the largest collateral pool against which BOT secures its investments, remains strong. At least in respect of the types of property in which BOT invests. BOT is not exposed to CBD commercial real estate. BOT is not exposed to high-rise construction projects. BOT remains invested on 'low-deliverable risk' assets (i.e. ones that don't need a lot of work or the work is not too complex). So, our collateral pool is strong and we see excellent growth in FUM over the coming 12 months as investors continue to embrace what Balmain has always strived to do ... invest in well secured loans and pay monthly income to our investors.

The Balmain Group will pass through \$6bn of funds under management during the course of the next few months and BOT remains a most important part of our business and our future.

Further to our earlier invitation I also look forward to seeing you at one of our 3 BOT Investor meetings during August. You can send your RSVP to [sales@balmain.com.au](mailto:sales@balmain.com.au).

#### TRUST UPDATE

All of the fund's main performance drivers remain on target. We are pleased to have paid investors an annualised return of 8.58% over the last 12 months.

#### STATUS OF THE TRUST

The following table\*\* identifies the **investment allocation** of the Trust as at today's date:

INVESTMENT TYPE	CURRENT %	LAST %
Mortgage Investment (Held)	46%	47%
Mortgage Investment (For Resale)	19%	18%
Programme Investments	5%	5%
Special Opportunities	18%	18%
Bank Deposits (Liquidity)	12%	12%

The following table\*\* identifies the **income sources** of the Trust as at today's date:

INCOME SOURCE	CURRENT %	LAST %
Mortgage Investment (Held)	51%	52%

Mortgage Investment (For Resale)	23%	22%
Programme Investments	5%	4%
Special Opportunities	14%	13%
Bank Deposits	3%	3%
Establishment Fees	4%	6%

**\*\*Please note that as the composition of the Trust assets is highly *dynamic the above tables are composed from monthly averages.***

Macgregor Nominees Pty Ltd ATF Dumpex Superannuation Fund: Monthly Distributions  
 We confirm that the amount of \$7,027.40 in respect of income referable to June 2023 was paid to you / reinvested in your account in accordance with your nominated Distribution Method election on 11 July 2023.


Macgregor Nominees Pty Ltd ATF Dumpex Superannuation Fund: Status of Investment  
 We also confirm that as at 30 June 2023, Macgregor Nominees Pty Ltd ATF Dumpex Superannuation Fund's investment in Founder Units in the Balmain Opportunity Trust stood at \$1,000,000.00 (you will receive multiple emails if you have multiple investment entities).

Please note that this balance does not include:


- any investment or redemption made after that date; or,
- the June 2023 distribution re-investment (if applicable).

Should you have any questions or queries please do not hesitate to contact the writer or Tom Sherston.

Warmest regards,



Andrew Griffin



This email has been sent by Australian Commercial Mortgage Corporation Limited ACN 109 865 590 (Trustee), an authorised representative, ASIC No 434727, of Balmain Fund Administration Limited AFSL 333213, in its capacity as the Trustee of the Balmain Opportunity Trust ABN 36 679 393 508. Past performance is not an indicator of future performance.

The information contained in this email is of a general nature and does not constitute financial product advice. This email has been prepared without taking account of any person's objectives, financial situation or needs. Because of that, each person should, before acting on this email, consider its appropriateness, having regard to their own objectives, financial situation and needs.

Each person should obtain a copy of the Information Memorandum (IM) relating to the Balmain Opportunity Trust and read and consider the IM before making any decision about investing in the trust. A copy of the IM can be obtained from the Trustee of the Balmain Opportunity Trust by contacting our Client Services Department on 02 9232 8888.

Investment in the Balmain Opportunity Trust is subject to investment risk, including possible delays in payment and loss of income and principal invested. The Trustee nor its respective associates, officers, related entities or directors guarantee the performance of the Balmain Opportunity Trust or the repayment of monies invested. You should seek your own personal financial advice from a qualified financial advisor before making any decision to invest in the Balmain Opportunity Trust.



21 July 2023

MACGREGOR NOMINEES PTY LIMITED<DUMPEX SUPER  
FUND A/C>  
C/- FINCLEAR EXECUTION LTD  
PO BOX H6  
AUSTRALIA SQUARE NSW 1215

ASX Code: AASF  
APIR Code: MGE9705AU  
Investor Number: H086988  
HIN: X\*\*\*\*\*844

**Attribution Managed Investment Trust Member Annual (AMMA) Statement  
For the year ended 30 June 2023  
Airlie Australian Share Fund (Managed Fund)**

**Part A - Your Details**

You are recorded as being: Individual  
Australian Tax File Number (TFN) / ABN Quoted: Provided  
Country of residence at 30 Jun 2023: Australia

<b>Part B - Summary of 2023 Tax Return (supplementary section) Items</b>	<b>Amount</b>	<b>Tax return label</b>
Share of net income from trusts, less net capital gains, foreign income and franked distributions	1,558.48	13U
Franked distributions from trusts	9,701.11	13C
Other deductions relating to non-primary production income	0.00	13Y
Share of credit for foreign resident withholding amounts (excluding capital gains)	0.00	13A
Share of National rental affordability scheme tax offset	0.00	13B
Share of credit for tax withheld where Australian business number not quoted	0.00	13P
Share of franking credit from franked dividends	3,388.86	13Q
Share of credit for tax file number amounts withheld from interest, dividends and unit trust distributions	0.00	13R
Share of credit for tax paid by trustee	0.00	13S
Early stage venture capital limited: current year tax offset	0.00	T7K
Early stage investor: current year tax offset	0.00	T8L
Other refundable tax offsets: Exploration credits	0.00	T9 (Code E)
Net capital gain	1,016.86	18A
Total current year capital gains	2,026.26	18H
Credit for foreign resident capital gains withholding amounts	0.00	18X
CFC Income	0.00	19K
Transferor trust income	0.00	19B
Assessable foreign source income	160.87	20E
Other net foreign source income	160.87	20M
Australian franking credits from a New Zealand franking company	0.00	20F
Foreign Income Tax Offsets *	34.24	20O

\* The foreign income tax offset represents foreign income tax offsets in respect of both foreign income and foreign capital gains derived by the Fund. Foreign income tax offsets on foreign capital gains have not been reduced by the capital gains tax discount.

Please retain this statement for Income Tax Purposes

Part C Component of attribution	Cash Distribution	Tax Paid/Franching Credit (grossed up)	Attribution	Tax return Label
<b>Australian Income</b>				
Interest (subject to withholding tax)	356.97		356.97	
Interest (not subject to withholding tax)	0.00		0.00	
Dividends: unfranked amount	786.30		786.30	
Dividends: unfranked amount declared to be CFI	786.30		786.30	
Dividends: unfranked amount not declared to be CFI	0.00		0.00	
Dividends: less LIC capital gain deduction	0.00		0.00	
Other assessable Australian income	415.21		415.21	
NCMI - Non-primary production	0.00		0.00	
Excluded from NCMI - Non-primary production	0.00		0.00	
<b>Share of net income from trusts, less net capital gains, foreign income and franked distributions</b>	<b>1,558.48</b>		<b>1,558.48</b>	<b>13U</b>
Dividends: Franked amount	6,312.25	3,388.86	9,701.11	13C/13Q
<b>Capital gains</b>				
Capital gains discount - Taxable Australian property	166.92		166.92	
Capital gains discount - Non-Taxable Australian property	842.48	0.00	842.48	
Capital gains other - Taxable Australian property	7.46		7.46	
Capital gains other - Non-Taxable Australian property	0.00	0.00	0.00	
NCMI capital gains	0.00		0.00	
Excluded from NCMI capital gains	0.00		0.00	
<b>Net capital gain</b>	<b>1,016.86</b>	<b>0.00</b>	<b>1,016.86</b>	<b>18A</b>
AMIT CGT gross up amount	0.00		1,009.40	
Other capital gains distribution	1,009.40		0.00	
<b>Total current year capital gains</b>	<b>2,026.26</b>	<b>0.00</b>	<b>2,026.26</b>	<b>18H</b>
<b>Foreign income</b>				
Other net foreign source income	126.63	34.24	160.87	20M/20O
<b>Assessable foreign source income</b>	<b>126.63</b>	<b>34.24</b>	<b>160.87</b>	<b>20E</b>
Australian franking credits from a New Zealand franking company	0.00	0.00	0.00	20F
CFC income	0.00		0.00	19K
Transferor trust income	0.00		0.00	19B
<b>Total foreign income</b>	<b>126.63</b>	<b>34.24</b>	<b>160.87</b>	
<b>Tax offsets</b>				
Franking credit tax offset (including Australian franking credits from a New Zealand franking company)	3,388.86	13Q / 20F		
Foreign income tax offset	34.24	20O		
<b>Total tax offsets</b>	<b>3,423.10</b>			

<u>Other non-assessable amounts and cost base details</u>	Cash distribution	Attribution/Amount	Other amount
Net exempt income	0.00	0.00	
Non-assessable non-exempt amount	0.00	0.00	
Other non-attributable amounts	113.38		
<b>Gross cash distribution</b>	<b>10,137.00</b>		<b>10,137.00</b>
<b>AMIT cost base net amount - excess (decrease)</b>			<b>113.38</b>
<b>AMIT cost base net amount - shortfall (increase)</b>			<b>0.00</b>

<u>Other amounts deducted from trust distribution</u>	Cash Amount	Tax return label
TFN amounts withheld	0.00	13R
Non-resident withholding tax deducted	0.00	
Other expenses	0.00	13Y
Credit for foreign resident capital gains withholding	0.00	18X
<b>Net cash distribution</b>	<b>10,137.00</b>	

# GRYPHON

## CAPITAL INCOME TRUST

Gryphon Capital Income Trust (ARSN 623 308 850)  
Responsible Entity: One Managed Investment Funds Limited (ACN 117 400 987)

MACGREGOR NOMINEES PTY LIMITED  
<DUMPEX SUPER FUND A/C>  
C/- FINCLEAR EXECUTION LTD  
PO BOX H6  
AUSTRALIA SQUARE NSW 1215

All correspondence to:

**BoardRoom**  
Smart Business Solutions

Boardroom Pty Limited  
ABN 14 003 209 836  
GPO Box 3993  
Sydney NSW 2001

Tel: 1300 737 760 (within Australia)  
Tel: +61 2 9290 9600 (outside Australia)  
Fax: +61 2 9279 0664  
www.boardroomlimited.com.au  
enquiries@boardroomlimited.com.au

## Fully Paid Ordinary Units

**Investor Number:** S00115463489  
**Investor Name:** MACGREGOR NOMINEES PTY LIMITED

## Attribution Managed Investment Trust Member Annual Statement for the year ended 30 June 2023

This statement assumes that you are an Australian resident individual unitholder. We recommend that if this is not applicable or your situation is unusual or complex that you seek professional advice.

### Summary of 2023 Tax Return (supplementary section) Items

Tax Return (supplementary section)	Amount (\$) <sup>1</sup>	Tax Return Label
Share of non-primary production (NPP) income	11,229.29	13U
NPP income - Franked distributions from trusts <sup>2</sup>	0.00	13C
Other deductions relating to NPP distributions	0.00	13Y
Share of franking credit from franked dividends	0.00	13Q
Share of credit for TFN amounts withheld	0.00	13R
Share of credit for non-resident withholding amounts withheld	0.00	13A
Total current year capital gains	0.00	18H
Net capital gain	0.00	18A
Assessable foreign source income	0.00	20E
Other net foreign source income	0.00	20M
Foreign income tax offsets <sup>3</sup>	0.00	20O
Australian Franking Credit from New Zealand Franking Company	0.00	20F

Please see reverse for detailed components of the distribution.

S00115463489

## Components of Distribution

	Cash Distribution (\$)	Tax Paid/Offsets (\$) (E)	Attribution Amount (\$)
<b>Australian Income</b>			
Dividends – Unfranked	0.00		0.00
Conduit Foreign Income	0.00		0.00
Interest	11,172.12		11,172.12
Other income	56.88		57.17
	<hr/>		<hr/>
<b>Non-Primary Production Income (A)</b>	<b>11,229.00</b>		<b>11,229.29</b>
<b>Dividends: Franked amount (Franked Dist) (X)</b>	<b>0.00</b>	<b>0.00</b>	<b>0.00</b>
		<b>Foreign Income Tax Offset (E)</b>	
<b>Capital Gains</b>			
Discounted capital gain (TAP)	0.00	0.00	0.00
Discounted capital gain (NTAP)	0.00	0.00	0.00
Capital gains – Other method (TAP)	0.00	0.00	0.00
Capital gains – Other method (NTAP)	0.00	0.00	0.00
	<hr/>	<hr/>	<hr/>
<b>Net Capital Gain</b>	<b>0.00</b>	<b>0.00</b>	<b>0.00</b>
<b>AMIT CGT Gross up amount</b>			<b>0.00</b>
<b>Other capital gains distribution</b>	<b>0.00</b>		
<b>Total current year capital gains (C)</b>	<b>0.00</b>		<b>0.00</b>
	<hr/>	<hr/>	<hr/>
<b>Foreign Income</b>			
Assessable foreign source income	0.00	0.00	0.00
	<hr/>	<hr/>	<hr/>
<b>Total foreign income (D)</b>	<b>0.00</b>	<b>0.00</b>	
	<hr/>	<hr/>	<hr/>
<b>Cash Distribution Sub Total (A+X+C+D)</b>	<b>11,229.00</b>		
<b>Other Non-Assessable Amounts</b>			
Net exempted amounts	0.00		
Non-assessable non-exempt amounts (F)	0.00		
Other non-attributable amounts	0.00		
	<hr/>		
<b>Gross Cash Distribution (G)</b>	<b>11,229.00</b>		
<b>Attribution Managed Investment Trust (AMIT) cost base adjustments</b>			
	<b>Amounts (\$)</b>		
AMIT cost base net amount – excess (decrease)	0.00		
	<hr/>		
AMIT cost base net amount – shortfall (increase)	0.29		
	<hr/>		
<b>Other amounts deducted from trust distributions</b>			
	<b>Amounts (\$)</b>		
Less: TFN amounts withheld	0.00		
Less: Non-resident withholding tax	0.00		
Less: Other expenses	0.00		
	<hr/>		
<b>Net Cash Distribution</b>	<b>11,229.00</b>		

**Notes:**

1. All amounts are in Australian dollars and withholding tax has been deducted where applicable.
2. Trustees may choose to show the franked distributions at label 13C rather than at label 13U
3. If your total foreign income tax offset from all sources for the year is \$1,000 or less, then you can claim this amount in full. Otherwise you will need to refer to the publication Guide To Foreign Income Tax Offset Rules (NAT 72923) to work out your entitlement.

**PLEASE RETAIN THIS STATEMENT FOR INCOME TAX PURPOSES**



MACGREGOR NOMINEES PTY LIMITED  
<DUMPEX SUPER FUND A/C>  
C/- FINCLEAR EXECUTION LTD  
PO BOX H6  
AUSTRALIA SQUARE NSW 1215

## Fully Paid Ordinary Units

Investor Number: S00115463489  
Investor Name: MACGREGOR NOMINEES PTY LIMITED

Attribution Managed Investment Trust Member Annual Statement for the year ended 30 June 2023

This statement assumes that you are an Australian resident individual unitholder. We recommend that if this is not applicable or your situation is unusual or complex that you seek professional advice.

### Summary of 2023 Tax Return (supplementary section) Items

Tax Return (supplementary section)	Amount (\$) <sup>1</sup>	Tax Return Label
<b>Partnership and Trusts – Non-primary production</b>		
Share of non-primary production (NPP) income	0.00	13U
NPP income - Franked distributions from trusts <sup>2</sup>	0.00	13C
Other deductions relating to NPP distributions	0.00	13Y
Share of franking credit from franked dividends	0.00	13Q
Share of credit for TFN amounts withheld	0.00	13R
Share of credit for non-resident withholding amounts withheld	0.00	13A
Total current year capital gains	0.00	18H
Net capital gain	0.00	18A
Assessable foreign source income	5,845.68	20E
Other net foreign source income	5,845.68	20M
Foreign income tax offsets <sup>3</sup>	0.00	20O
Australian Franking Credit from New Zealand Franking Company	0.00	20F

Please see reverse for detailed components of the distribution.



## Components of Distribution

	Cash Distribution (\$)	Tax Paid/Offsets (\$) (E)		Attribution Amount (\$)
<b>Australian Income</b>				
Dividends – Unfranked	0.00			0.00
Conduit Foreign Income	0.00			0.00
Interest	0.00			0.00
Other income	0.00			0.00
NCMI – Non primary production	0.00			0.00
Excluded from NCMI – Non primary production	0.00			0.00
<b>Non-Primary Production Income (A)</b>	<b>0.00</b>			<b>0.00</b>
<b>Dividends: Franked amount (Franked Dist) (X)</b>	<b>0.00</b>	<b>0.00</b>		<b>0.00</b>
<b>Capital Gains</b>				
Discounted capital gain (TAP)	0.00	0.00		0.00
Discounted capital gain (NTAP)	0.00	0.00		0.00
Capital gains – Other method (TAP)	0.00	0.00		0.00
Capital gains – Other method (NTAP)	0.00	0.00		0.00
NCMI capital Gains	0.00			
Excluded from NCMI capital gains	0.00			
<b>Net Capital Gain</b>	<b>0.00</b>	<b>0.00</b>		<b>0.00</b>
<b>AMIT CGT Gross up amount</b>				<b>0.00</b>
<b>Other capital gains distribution</b>	<b>0.00</b>			
<b>Total current year capital gains (C)</b>	<b>0.00</b>			<b>0.00</b>
<b>Foreign Income</b>				
Assessable foreign source income	5,845.68	0.00		5,845.68
<b>Total foreign income (D)</b>	<b>5,845.68</b>	<b>0.00</b>		
<b>Cash Distribution Sub Total (A+X+C+D)</b>	<b>5,845.68</b>			
<b>Other Non-Assessable Amounts</b>				
Return Of Capital	0.00			
Non-assessable non-exempt amounts (F)	0.00			
Other non-attributable amounts	18,972.60			
<b>Gross Cash Distribution (G)</b>	<b>24,818.28</b>			
<b>Attribution Managed Investment Trust (AMIT) cost base adjustments</b>				
AMIT cost base net amount – excess (decrease)	18,972.60			
AMIT cost base net amount – shortfall (increase)	0.00			
<b>Other amounts deducted from trust distributions</b>				
Less: TFN amounts withheld	0.00			
Less: Non-resident withholding tax	0.00			
Less: Other expenses	0.00			
<b>Net Cash Distribution</b>	<b>24,818.28</b>			

**Notes:**

1. All amounts are in Australian dollars and withholding tax has been deducted where applicable.
2. Trustees may choose to show the franked distributions at label 13C rather than at label 13U.
3. If your total foreign income tax offset from all sources for the year is \$1,000 or less, then you can claim this amount in full. Otherwise you will need to refer to the publication Guide To Foreign Income Tax Offset Rules (NAT 72923) to work out your entitlement.

PLEASE RETAIN THIS STATEMENT FOR INCOME TAX PURPOSES



21 July 2023

MACGREGOR NOMINEES PTY LIMITED<DUMPEX SUPER  
FUND A/C>  
C/- FINCLEAR EXECUTION LTD  
PO BOX H6  
AUSTRALIA SQUARE NSW 1215

ASX Code: MGF  
APIR Code: MGE0001AU  
Investor Number: H086988  
HIN: X\*\*\*\*\*844

**Attribution Managed Investment Trust Member Annual (AMMA) Statement**  
**For the year ended 30 June 2023**  
**Magellan Global Fund (Closed Class Units)**

**Part A - Your Details**

You are recorded as being: Individual

Australian Tax File Number (TFN) / ABN Quoted: Provided

Country of residence at 30 Jun 2023: Australia

**Part B - Summary of 2023 Tax Return (supplementary section) Items**

	Amount	Tax return label
Share of net income from trusts, less net capital gains, foreign income and franked distributions	4.47	13U
Franked distributions from trusts	0.00	13C
Other deductions relating to non-primary production income	0.00	13Y
Share of credit for foreign resident withholding amounts (excluding capital gains)	0.00	13A
Share of National rental affordability scheme tax offset	0.00	13B
Share of credit for tax withheld where Australian business number not quoted	0.00	13P
Share of franking credit from franked dividends	0.00	13Q
Share of credit for tax file number amounts withheld from interest, dividends and unit trust distributions	0.00	13R
Share of credit for tax paid by trustee	0.00	13S
Early stage venture capital limited: current year tax offset	0.00	T7K
Early stage investor: current year tax offset	0.00	T8L
Other refundable tax offsets: Exploration credits	0.00	T9 (Code E)
Net capital gain	18,153.35	18A
Total current year capital gains	36,306.70	18H
Credit for foreign resident capital gains withholding amounts	0.00	18X
CFC Income	0.00	19K
Transferor trust income	0.00	19B
Assessable foreign source income	1,220.25	20E
Other net foreign source income	1,220.25	20M
Australian franking credits from a New Zealand franking company	0.00	20F
Foreign Income Tax Offsets *	581.14	20O

\* The foreign income tax offset represents foreign income tax offsets in respect of both foreign income and foreign capital gains derived by the Fund. Foreign income tax offsets on foreign capital gains have not been reduced by the capital gains tax discount.

Please retain this statement for Income Tax Purposes

Part C Component of attribution	Cash Distribution	Tax Paid/Franching Credit (grossed up)	Attribution	Tax return Label
<b>Australian Income</b>				
Interest (subject to withholding tax)	0.97		4.47	
Interest (not subject to withholding tax)	0.00		0.00	
Dividends: unfranked amount	0.00		0.00	
Dividends: unfranked amount declared to be CFI	0.00		0.00	
Dividends: unfranked amount not declared to be CFI	0.00		0.00	
Dividends: less LIC capital gain deduction	0.00		0.00	
Other assessable Australian income	0.00		0.00	
NCMI - Non-primary production	0.00		0.00	
Excluded from NCMI - Non-primary production	0.00		0.00	
<b>Share of net income from trusts, less net capital gains, foreign income and franked distributions</b>	<b>0.97</b>		<b>4.47</b>	<b>13U</b>
<b>Dividends: Franked amount</b>	<b>0.00</b>	<b>0.00</b>	<b>0.00</b>	<b>13C/13Q</b>
<b>Capital gains</b>				
Capital gains discount - Taxable Australian property	0.00		0.00	
Capital gains discount - Non-Taxable Australian property	5,301.16	0.00	18,153.35	
Capital gains other - Taxable Australian property	0.00		0.00	
Capital gains other - Non-Taxable Australian property	0.00	0.00	0.00	
NCMI capital gains	0.00		0.00	
Excluded from NCMI capital gains	0.00		0.00	
<b>Net capital gain</b>	<b>5,301.16</b>	<b>0.00</b>	<b>18,153.35</b>	<b>18A</b>
AMIT CGT gross up amount	0.00		18,153.35	
Other capital gains distribution	5,301.16		0.00	
<b>Total current year capital gains</b>	<b>10,602.32</b>	<b>0.00</b>	<b>36,306.70</b>	<b>18H</b>
<b>Foreign income</b>				
Other net foreign source income	141.01	581.14	1,220.25	20M/20O
<b>Assessable foreign source income</b>	<b>141.01</b>	<b>581.14</b>	<b>1,220.25</b>	<b>20E</b>
Australian franking credits from a New Zealand franking company	0.00	0.00	0.00	20F
CFC income	0.00		0.00	19K
Transferor trust income	0.00		0.00	19B
<b>Total foreign income</b>	<b>141.01</b>	<b>581.14</b>	<b>1,220.25</b>	
<b>Tax offsets</b>				
Franking credit tax offset (including Australian franking credits from a New Zealand franking company)	0.00			13Q / 20F
Foreign income tax offset	581.14			20O
<b>Total tax offsets</b>	<b>581.14</b>			

<u>Other non-assessable amounts and cost base details</u>	Cash distribution	Attribution/Amount	Other amount
Net exempt income	0.00	0.00	
Non-assessable non-exempt amount	0.00	0.00	
Other non-attributable amounts	0.00		
<b>Gross cash distribution</b>	<b>10,744.30</b>		<b>10,744.30</b>
<b>AMIT cost base net amount - excess (decrease)</b>			<b>0.00</b>
<b>AMIT cost base net amount - shortfall (increase)</b>			<b>26,205.98</b>
<u>Other amounts deducted from trust distribution</u>	Cash Amount	Tax return label	
TFN amounts withheld	0.00	13R	
Non-resident withholding tax deducted	0.00		
Other expenses	0.00	13Y	
Credit for foreign resident capital gains withholding	0.00	18X	
<b>Net cash distribution</b>	<b>10,744.30</b>		