

GD & LA Edwards Superannuation Fund

Trial Balance

As at 30 June 2020

Last Year	Code	Account Name	Units	Debits \$	Credits \$
	23800	Distributions Received			
(13,041.40)	23800/EDWA.AX	Edwards Family Unit Trust			15,370.25
(394.80)	23800/GMG.AX	Goodman Group - Stapled Securities Fully Paid			
(264.52)	23800/LLC.AX2	Lendlease Group			105.69
(574.26)	23800/MGG.AX	Magellan Global Trust			
	23800/NBI.AX	Nb Global Corporate Income Trust			2,247.70
	23900	Dividends Received			
(251.50)	23900/ANN.AX	Ansell Limited - Ordinary Fully Paid			152.55
(601.67)	23900/AST.AX1	Ausnet Services Limited			
(259.25)	23900/BKL.AX	Blackmores Limited			59.50
(1,236.97)	23900/CBA.AX	Commonwealth Bank Of Australia.			1,236.97
(751.74)	23900/CGFPA.AX	Challenger Limited - Cnv Pref 3-Bbsw+3.40% Perp Sub Non-Cum Red T-05-22			621.09
(131.61)	23900/GMG.AX	Goodman Group - Stapled Securities Fully Paid			
(267.87)	23900/LLC.AX2	Lendlease Group			257.13
(1,475.84)	23900/MFG.AX	Magellan Financial Group Limited			365.10
(1,518.66)	23900/NAB.AX	National Australia Bank Limited			1,273.22
(825.24)	23900/OR.AX	Orora Limited			825.24
	23900/RIO.AX	RIO Tinto Limited			779.92
(404.53)	23900/RWC.AX	Reliance Worldwide Corporation Limited			124.00
(359.98)	23900/SHL.AX	Sonic Healthcare Limited			373.15
(1,604.54)	23900/SIQ.AX	Smartgroup Corporation Ltd - Ordinary Fully Paid			1,121.88
(2,757.02)	23900/WBC.AX	Westpac Banking Corporation			620.00
(2,016.45)	23900/WBCPG.AX	Westpac Banking Corporation			2,165.88
(971.33)	23900/WPL.AX	Woodside Petroleum Ltd			1,245.52
	24200	Contributions			
0.00	24200/EDWGAR00001 A	(Contributions) Edwards, Gary - Accumulation			1,600.00
(505.00)	24200/EDWLYN00001 A	(Contributions) Edwards, Lynette - Accumulation			1,500.00
(2,196.04)	24700	Changes in Market Values of Investments		1,709.68	

GD & LA Edwards Superannuation Fund

Trial Balance

As at 30 June 2020

Last Year	Code	Account Name	Units	Debits \$	Credits \$
	25000	Interest Received			
(32.83)	25000/EDWA0022_AT OINTEREST	ATO Interest			
(237.54)	25000/NAB570792302	Cash at Bank			7.20
(478.14)	25000/WBCNBF132165 4	Ord Minnett Cash Account			129.72
3,565.00	30100	Accountancy Fees		6,175.00	
259.00	30400	ATO Supervisory Levy		518.00	
407.00	30700	Auditor's Remuneration		869.00	
5.00	30800	ASIC Fees		54.00	
4,247.49	30900	Advisor Fees		3,955.56	
	37500	Investment Expenses			
976.69	37500/00019	Investment Expenses		1,005.32	
320.00	38000	Insurance		320.00	
	41600	Pensions Paid			
34,785.37	41600/EDWGAR00002 P	(Pensions Paid) Edwards, Gary - Pension (Pension)		52,841.33	
246.76	48500	Income Tax Expense		315.50	
(11,653.58)	49000	Profit/Loss Allocation Account			35,581.68
	50010	Opening Balance			
(65,330.57)	50010/EDWGAR00001 A	(Opening Balance) Edwards, Gary - Accumulation			88,650.92
(752,222.16)	50010/EDWGAR00002 P	(Opening Balance) Edwards, Gary - Pension (Pension)			735,373.05
(109,447.79)	50010/EDWLYN00001 A	(Opening Balance) Edwards, Lynette - Accumulation			112,572.97
	52420	Contributions			
(25,000.00)	52420/EDWGAR00001 A	(Contributions) Edwards, Gary - Accumulation			1,600.00
(505.00)	52420/EDWLYN00001 A	(Contributions) Edwards, Lynette - Accumulation			1,500.00
	53100	Share of Profit/(Loss)			
(2,622.08)	53100/EDWGAR00001 A	(Share of Profit/(Loss)) Edwards, Gary - Accumulation			1,835.69
(22,716.12)	53100/EDWGAR00002 P	(Share of Profit/(Loss)) Edwards, Gary - Pension (Pension)			14,537.70
(3,318.44)	53100/EDWLYN00001 A	(Share of Profit/(Loss)) Edwards, Lynette - Accumulation			2,339.06
	53330	Income Tax			

GD & LA Edwards Superannuation Fund

Trial Balance

As at 30 June 2020

Last Year	Code	Account Name	Units	Debits \$	Credits \$
551.73	53330/EDWGAR00001 A	(Income Tax) Edwards, Gary - Accumulation		437.80	
4,779.86	53330/EDWGAR00002 P	(Income Tax) Edwards, Gary - Pension (Pension)		3,467.15	
698.26	53330/EDWLYN00001 A	(Income Tax) Edwards, Lynette - Accumulation		557.85	
	53800	Contributions Tax			
3,750.00	53800/EDWGAR00001 A	(Contributions Tax) Edwards, Gary - Accumulation		90.00	
	54160	Pensions Paid			
34,785.37	54160/EDWGAR00002 P	(Pensions Paid) Edwards, Gary - Pension (Pension)		52,841.33	
	60400	Bank Accounts			
31.05	60400/NAB175505300 5	NABTRADE High Int 1755053-005		31.05	
72.54	60400/NAB302506066	Nabtrade - Cash Account		72.54	
8,604.16	60400/NAB570792302	Cash at Bank		664.03	
132,835.35	60400/WBCNBF132165 4	Ord Minnett Cash Account		117,138.46	
	61800	Distributions Receivable			
166.84	61800/LLC.AX2	Lendlease Group		41.26	
276.21	61800/MGG.AX	Magellan Global Trust			0.00
0.00	68000	Sundry Debtors		26,962.45	
	77600	Shares in Listed Companies (Australian)			
	77600/ALL.AX	Aristocrat Leisure Limited	575.0000	14,662.50	
10,686.30	77600/ANN.AX	Ansell Limited - Ordinary Fully Paid	0.0000		0.00
0.00	77600/BHP.AX	BHP Group Limited	1,184.0000	42,410.88	
7,642.35	77600/BKL.AX	Blackmores Limited	0.0000		0.00
23,757.86	77600/CBA.AX	Commonwealth Bank Of Australia.	1,000.0000	69,420.00	
20,407.53	77600/CGFPA.AX	Challenger Limited - Cnv Pref 3- Bbsw+3.40% Perp Sub Non-Cum Red T-05-22	0.0000		0.00
	77600/CSL.AX	CSL Limited	69.0000	19,803.00	
10,582.00	77600/LLC.AX2	Lendlease Group	0.0000		0.00
14,943.00	77600/MFG.AX	Magellan Financial Group Limited	0.0000		0.00
20,494.24	77600/NAB.AX	National Australia Bank Limited	0.0000		0.00
20,567.52	77600/ORA.AX	Orora Limited	0.0000		0.00

GD & LA Edwards Superannuation Fund

Trial Balance

As at 30 June 2020

Last Year	Code	Account Name	Units	Debits \$	Credits \$
	77600/OSH.AX	Oil Search Limited	5,000.0000	15,850.00	
8,729.60	77600/RWC.AX	Reliance Worldwide Corporation Limited	0.0000		0.00
11,896.90	77600/SHL.AX	Sonic Healthcare Limited	439.0000	13,358.77	
21,759.06	77600/SIQ.AX	Smartgroup Corporation Ltd - Ordinary Fully Paid	0.0000		0.00
	77600/STO.AX	Santos Limited	1,832.0000	9,709.60	
21,979.00	77600/WBC.AX	Westpac Banking Corporation	0.0000		0.00
43,948.50	77600/WBCPG.AX	Westpac Banking Corporation	415.0000	42,454.50	
17,670.96	77600/WPL.AX	Woodside Petroleum Ltd	0.0000		0.00
	78200	Units in Listed Unit Trusts (Australian)			
16,434.50	78200/MGG.AX	Magellan Global Trust	0.0000		0.00
	78400	Units in Unlisted Unit Trusts (Australian)			
528,612.78	78400/EDWA.AX	Edwards Family Unit Trust	527,919.6200	528,612.78	
(2,602.71)	85000	Income Tax Payable/Refundable		4,836.50	
0.00	86000	PAYG Instalment Payable			1,288.00
(2,898.60)	88009	Loan - Edwards Family Unit Trust			3,725.06
				1,031,185.84	1,031,185.84

Current Year Profit/(Loss): (35,266.18)

GD & LA Edwards Superannuation Fund Interest Reconciliation Report

For The Period 01 July 2019 - 30 June 2020

Date	Payment Amount	Gross Interest	TFN Withheld	Foreign Income	Foreign Credits
Bank Accounts					
NAB570792302 Cash at Bank					
31/07/2019	3.72	3.72			
30/08/2019	0.68	0.68			
30/09/2019	1.12	1.12			
31/10/2019	0.42	0.42			
29/11/2019	0.29	0.29			
31/12/2019	0.47	0.47			
31/01/2020	0.18	0.18			
28/02/2020	0.20	0.20			
31/03/2020	0.06	0.06			
30/04/2020	0.04	0.04			
30/06/2020	0.02	0.02			
	7.20	7.20			
WBCNBF1321654 Ord Minnett Cash Account					
31/07/2019	46.52	46.52			
30/08/2019	40.22	40.22			
30/09/2019	25.43	25.43			
31/10/2019	3.74	3.74			
29/11/2019	3.79	3.79			
31/12/2019	2.53	2.53			

GD & LA Edwards Superannuation Fund
Interest Reconciliation Report

For The Period 01 July 2019 - 30 June 2020

Date	Payment Amount	Gross Interest	TFN Withheld	Foreign Income	Foreign Credits
31/01/2020	2.78	2.78			
28/02/2020	2.40	2.40			
31/03/2020	2.31	2.31			
	129.72	129.72			
	136.92	136.92			
TOTAL	136.92	136.92			

Tax Return Reconciliation

	Totals	Tax Return Label
Gross Interest	136.92	11C

GD & LA Edwards Superannuation Fund

Dividend Reconciliation Report

For The Period 01 July 2019 - 30 June 2020

Date	Net Payment Received	Australian Income			Foreign Income			Withheld		
		Unfranked	Franked	Franking Credits	Foreign Income	Foreign Credits	NZ Credits	TFN Withheld	Non-Resident	LIC Deduction
Shares in Listed Companies (Australian)										
ANN.AX Ansell Limited - Ordinary Fully Paid										
05/09/2019	151.95	151.95								
05/09/2019	0.60	0.60								
	152.55	152.55								
BKL.AX Blackmores Limited										
12/09/2019	59.50	0.00	59.50	25.50						
	59.50	0.00	59.50	25.50						
CBA.AX Commonwealth Bank Of Australia.										
26/09/2019	662.97	0.00	662.97	284.13						
31/03/2020	574.00	0.00	574.00	246.00						
	1,236.97	0.00	1,236.97	530.13						
CGFPA.AX Challenger Limited - Cnv Pref 3-Bbsw+3.40% Perp Sub Non-Cum Red T-05-22										
26/08/2019	168.84	0.00	168.84	72.36						
25/11/2019	152.76	0.00	152.76	65.47						
25/02/2020	152.76	0.00	152.76	65.47						
25/05/2020	146.73	0.00	146.73	62.88						

GD & LA Edwards Superannuation Fund
Dividend Reconciliation Report

For The Period 01 July 2019 - 30 June 2020

Date	Net Payment Received	Australian Income			Foreign Income			Withheld		
		Unfranked	Franked	Franking Credits	Foreign Income	Foreign Credits	NZ Credits	TFN Withheld	Non-Resident	LIC Deduction
	621.09	0.00	621.09	266.18						
LLC.AX Lendlease Group										
31/03/2020	257.13	257.13								
	257.13	257.13								
MFG.AX Magellan Financial Group Limited										
27/02/2020	365.10	91.28	273.82	117.35						
	365.10	91.28	273.82	117.35						
NAB.AX National Australia Bank Limited										
03/07/2019	636.61	0.00	636.61	272.83						
12/12/2019	636.61	0.00	636.61	272.83						
	1,273.22	0.00	1,273.22	545.66						
ORA.AX Orora Limited										
21/10/2019	412.62	288.83	123.79	53.05						
09/04/2020	412.62	288.83	123.79	53.05						
	825.24	577.66	247.58	106.10						
RIO.AX RIO Tinto Limited										
16/04/2020	779.92	0.00	779.92	334.25						

GD & LA Edwards Superannuation Fund

Dividend Reconciliation Report

For The Period 01 July 2019 - 30 June 2020

Date	Net Payment Received	Australian Income			Foreign Income			Withheld		
		Unfranked	Franked	Franking Credits	Foreign Income	Foreign Credits	NZ Credits	TFN Withheld	Non-Resident	LIC Deduction
	779.92	0.00	779.92	334.25						
RWC.AX Reliance Worldwide Corporation Limited										
11/10/2019	124.00	0.00	124.00	53.14						
	124.00	0.00	124.00	53.14						
SHL.AX Sonic Healthcare Limited										
25/09/2019	223.89	156.72	67.17	28.79						
25/03/2020	149.26	104.48	44.78	19.19						
	373.15	261.20	111.95	47.98						
SIQ.AX Smartgroup Corporation Ltd - Ordinary Fully Paid										
16/09/2019	560.94	0.00	560.94	240.40						
16/03/2020	560.94	0.00	560.94	240.40						
	1,121.88	0.00	1,121.88	480.80						
WBC.AX Westpac Banking Corporation										
20/12/2019	620.00	0.00	620.00	265.71						
	620.00	0.00	620.00	265.71						
WBPCG.AX Westpac Banking Corporation										
01/07/2019	488.12	0.00	488.12	209.19						

GD & LA Edwards Superannuation Fund
Dividend Reconciliation Report

For The Period 01 July 2019 - 30 June 2020

Date	Net Payment Received	Australian Income			Foreign Income			Withheld		
		Unfranked	Franked	Franking Credits	Foreign Income	Foreign Credits	NZ Credits	TFN Withheld	Non-Resident	LIC Deduction
30/09/2019	447.37	0.00	447.37	191.73						
30/12/2019	422.59	0.00	422.59	181.11						
30/03/2020	421.68	0.00	421.68	180.72						
30/06/2020	386.12	0.00	386.12	165.48						
	2,165.88	0.00	2,165.88	928.23						
WPL.AX Woodside Petroleum Ltd										
20/09/2019	0.99	0.00	0.99	0.42						
20/09/2019	257.75	0.00	257.75	110.46						
20/03/2020	16.43	0.00	16.43	7.04						
20/03/2020	970.35	0.00	970.35	415.86						
	1,245.52	0.00	1,245.52	533.78						
	11,221.15	1,339.82	9,881.33	4,234.81						

GD & LA Edwards Superannuation Fund
Dividend Reconciliation Report

For The Period 01 July 2019 - 30 June 2020

Date	Net Payment Received	Australian Income			Foreign Income			Withheld		
		Unfranked	Franked	Franking Credits	Foreign Income	Foreign Credits	NZ Credits	TFN Withheld	Non-Resident	LIC Deduction
TOTAL	11,221.15	1,339.82	9,881.33	4,234.81						

Tax Return Reconciliation

	Totals	Tax Return Label
Unfranked	1,339.82	J
Franked Dividends	9,881.33	K
Franking Credits	4,234.81	L

GD & LA Edwards Superannuation Fund Distribution Reconciliation Report

For The Period 01 July 2019 - 30 June 2020

Date	Payment Received	Non Primary Production Income (A) * ₁				Distributed Capital Gains (B) * ₂					Foreign Income * ₃		Non-Assessable			Taxable Income	
		Franked	Unfranked	Interest/ Other	Franking Credits	Discounted (After Discount)	Rate * ₅	CGT Concession	Indexed	Other	Foreign Income	Foreign Credits	Tax Exempt	Tax Free	Tax Deferred / AMIT * ₆		
11/11/2019	224.77						S									0.00	
11/12/2019	224.77						S									0.00	
10/01/2020	224.77						S									0.00	
11/02/2020	224.77						S									0.00	
06/03/2020	224.77						S									0.00	
09/04/2020	224.77						S									0.00	
11/05/2020	224.77						S									0.00	
30/06/2020	0.00						S									0.00	
30/06/2020	0.00	0.00	0.00	4.50	0.00	0.00	I	0.00	0.00	0.00	2,243.20	1.20	0.00	0.00	0.00	0.00	2,248.90
	2,247.70	0.00	0.00	4.50	0.00	0.00		0.00	0.00	0.00	2,243.20	1.20	0.00	0.00	0.00	0.00	2,248.90
<i>Net Cash Distribution:</i>		2,247.70															
	2,247.70	0.00	0.00	4.50	0.00	0.00		0.00	0.00	0.00	2,243.20	1.20	0.00	0.00	0.00	0.00	2,248.90

Units in Unlisted Unit Trusts (Australian)

EDWA.AX Edwards Family Unit Trust

02/08/2019	2,231.62			2,231.62			S									0.00	2,231.62
02/10/2019	2,000.00			2,000.00			S									0.00	2,000.00
25/10/2019	400.00			400.00			S									0.00	400.00
04/11/2019	1,000.00			1,000.00			S									0.00	1,000.00

GD & LA Edwards Superannuation Fund
Distribution Reconciliation Report

For The Period 01 July 2019 - 30 June 2020

Date	Non Primary Production Income (A) * ₁				Distributed Capital Gains (B) * ₂				Foreign Income * ₃		Non-Assessable			Taxable Income		
	Payment Received	Franked	Unfranked	Interest/ Other	Franking Credits	Discounted (After Discount)	Rate * ₅	CGT Concession	Indexed	Other	Foreign Income	Foreign Credits	Tax Exempt		Tax Free	Tax Deferred / AMIT * ₆
06/12/2019	2,500.00			2,500.00			S								0.00	2,500.00
02/01/2020	1,840.00			1,840.00			S								0.00	1,840.00
07/02/2020	2,000.00			2,000.00			S								0.00	2,000.00
02/03/2020	1,000.00			1,000.00			S								0.00	1,000.00
02/04/2020	2,104.75			2,104.75			S								0.00	2,104.75
04/05/2020	293.88			293.88			S								0.00	293.88
	15,370.25			15,370.25											0.00	15,370.25
<i>Net Cash Distribution:</i>	<i>15,370.25</i>															
	15,370.25			15,370.25											0.00	15,370.25

GD & LA Edwards Superannuation Fund Distribution Reconciliation Report

For The Period 01 July 2019 - 30 June 2020

Date	Non Primary Production Income (A) * ₁				Distributed Capital Gains (B) * ₂				Foreign Income * ₃		Non-Assessable			Taxable Income		
	Payment Received	Franked	Unfranked	Interest/ Other	Franking Credits	Discounted (After Discount)	Rate * ₅	CGT Concession	Indexed	Other	Foreign Income	Foreign Credits	Tax Exempt		Tax Free	Tax Deferred / AMIT * ₆
TOTAL	17,723.64	0.00	0.00	15,407.46	0.00	0.00		82.30	0.00	0.00	2,250.67	2.49	0.00	0.00	(16.79)	17,660.62

Total Distributed Gains

Discount Rate	Discounted	Gross
Superfund 1/3	0.00	0.00
Individual 50%(I)	0.00	0.00
Total	0.00	0.00

*₁ Summary of Non Primary Production Income (A)

Tax Label	Franked	Unfranked	Interest/Other	Less Other Deduction	Income Before Credits * ₇	Franking Credits	Total Including Credits
11M Gross trust distributions	0.00	0.00	15,407.46	0.00	15,407.46	0.00	15,407.46

*₂ Forms part of the Net Capital Gains calculation for Tax Label 11A.

*₃ Forms part of the Foreign Credits calculation for Tax Label 11D, D1, 13C1.

*₄ Taxable Income is designed to match Tax Statement provided by Fund Manager.

Taxable Income in the SMSF Annual Return will be different due to application of Capital Losses in Net Capital Gain calculation and application of different discount method.

*₅ This is the discount rate selected for the transaction. "S" being Super Funds at 1/3 and "I" being Individual at 50%.

*₆ AMIT cost base net increase is reflected as negative amount i.e. negative tax deferred and AMIT cost base net decrease is reflected as positive amount i.e. positive tax deferred.

*₇ Sum of Income Before Credits reconciles with Taxable Trust Distributions in Statement of Taxable Income.

^ Variance between Payment Received and Net Cash Distribution.

GD & LA Edwards Superannuation Fund

Contributions Breakdown Report

For The Period 01 July 2019 - 30 June 2020

Summary

Member	D.O.B	Age (at 30/06/2019)	Total Super Balance (at 30/06/2019) *1	Concessional	Non-Concessional	Other	Reserves	Total
Edwards, Gary	11/05/1957	62	824,023.97	600.00	1,000.00	0.00	0.00	1,600.00
Edwards, Lynette	16/09/1960	58	112,572.97	0.00	1,000.00	500.00	0.00	1,500.00
All Members				600.00	2,000.00	500.00	0.00	3,100.00

*1 Total Super Balance is per individual across funds within a firm.

Contribution Caps

Member	Contribution Type	Contributions	Cap	Current Position
Edwards, Gary	Concessional	600.00	25,000.00	24,400.00 Below Cap
	Non-Concessional	1,000.00	100,000.00	99,000.00 Below Cap
Edwards, Lynette	Concessional	0.00	50,000.00	50,000.00 Below Cap
	(5 year carry forward cap available) Non-Concessional	1,000.00	100,000.00	99,000.00 Below Cap

Carry Forward Unused Concessional Contribution Cap

Member	2015	2016	2017	2018	2019	2020	Current Position
Edwards, Gary							
Concessional Contribution Cap	35,000.00	35,000.00	35,000.00	25,000.00	25,000.00	25,000.00	
Concessional Contribution	29,500.00	4,500.00	14,195.00	25,000.00	25,000.00	600.00	
Unused Concessional Contribution	0.00	0.00	0.00	0.00	0.00	24,400.00	
Cumulative Carry Forward Unused	N/A	N/A	N/A	N/A	0.00	0.00	
Maximum Cap Available	35,000.00	35,000.00	35,000.00	25,000.00	25,000.00	25,000.00	24,400.00 Below Cap
Total Super Balance	0.00	0.00	0.00	824,574.27	817,552.73	824,023.97	

Edwards, Lynette							
Concessional Contribution Cap	35,000.00	35,000.00	35,000.00	25,000.00	25,000.00	25,000.00	
Concessional Contribution	0.00	0.00	12,000.00	0.00	0.00	0.00	
Unused Concessional Contribution	0.00	0.00	0.00	0.00	25,000.00	25,000.00	
Cumulative Carry Forward Unused	N/A	N/A	N/A	N/A	0.00	25,000.00	
Maximum Cap Available	35,000.00	35,000.00	35,000.00	25,000.00	25,000.00	50,000.00	50,000.00 Below Cap
Total Super Balance	0.00	0.00	0.00	102,015.23	109,447.79	112,572.97	

NCC Bring Forward Caps

Member	Bring Forward Cap	2017	2018	2019	2020	Total	Current Position
Edwards, Gary	N/A	0.00	1,467.22	0.00	1,000.00	N/A	Bring Forward Not Triggered
Edwards, Lynette	N/A	0.00	1,467.24	0.00	1,000.00	N/A	Bring Forward Not Triggered

Edwards, Gary

Date	Transaction Description	Ledger Data				SuperStream Data					
		Contribution Type	Concessional	Non-Concession	Other	Reserves	Contribution	Employer	Concessional	Non-Concess	Other
19/05/2020	INTERNET TRANSFER ONLINE	Personal - Concessional	600.00								
19/06/2020	INTERNET TRANSFER ONLINE B9437956064 Gary super contrib	Personal - Non-Concessional		1,000.00							
Total - Edwards, Gary			600.00	1,000.00	0.00	0.00			0.00	0.00	0.00

Edwards, Lynette

Date	Transaction Description	Ledger Data				SuperStream Data					
		Contribution Type	Concessional	Non-Concession	Other	Reserves	Contribution	Employer	Concessional	Non-Concess	Other
12/09/2019	ATO0060000113443 01ATO 012721	Government Co-Contributions			500.00						
19/06/2020	INTERNET TRANSFER ONLINE X9517234664 Lyn super contrib	Personal - Non-Concessional		1,000.00							

Total - Edwards, Lynette

0.00 1,000.00 500.00 0.00

0.00 0.00 0.00

Total for all members

600.00 2,000.00 500.00 0.00

GD & LA Edwards Superannuation Fund
Contributions Summary Report

For The Period 01 July 2019 - 30 June 2020

Gary Edwards

Date of Birth: 11/05/1957
Age: 63 (at year end)
Member Code: EDWGAR00001A
Total Super Balance*1 as at 30/06/2019: 824,023.97

Contributions Summary

2020

Concessional Contribution

Personal - Concessional	600.00
	<hr/>
	600.00

Non-Concessional Contribution

Personal - Non-Concessional	1,000.00
	<hr/>
	1,000.00

Total Contributions

	<hr/>
	1,600.00
	<hr/>

*1 Total Super Balance is per individual across funds within a firm.

GD & LA Edwards Superannuation Fund

Contributions Summary Report

For The Period 01 July 2019 - 30 June 2020

Lynette Edwards

Date of Birth: 16/09/1960
Age: 59 (at year end)
Member Code: EDWLYN00001A
Total Super Balance*1 as at 30/06/2019: 112,572.97

Contributions Summary

2020

Non-Concessional Contribution

Personal - Non-Concessional

1,000.00

1,000.00

Other Contribution

Government Co-Contributions

500.00

500.00

Total Contributions

1,500.00

*1 Total Super Balance is per individual across funds within a firm.

GD & LA Edwards Superannuation Fund Investment Summary Report

As at 30 June 2020

Investment	Units	Market Price ¹	Market Value	Average Cost	Accounting Cost	Unrealised Gain/(Loss)	Gain/(Loss)%	Portfolio Weight%	
Cash/Bank Accounts									
Cash at Bank		664.030000	664.03	664.03	664.03			0.08 %	
Nabtrade - Cash Account		72.540000	72.54	72.54	72.54			0.01 %	
NABTRADE High Int 1755053-005		31.050000	31.05	31.05	31.05			0.00 %	
Ord Minnett Cash Account		117,138.460000	117,138.46	117,138.46	117,138.46			13.40 %	
			117,906.08		117,906.08		0.00 %	13.49 %	
Shares in Listed Companies (Australian)									
ALL.AX	Aristocrat Leisure Limited	575.00	25.500000	14,662.50	25.91	14,896.49	(233.99)	(1.57) %	1.68 %
BHP.AX	BHP Group Limited	1,184.00	35.820000	42,410.88	29.49	34,921.98	7,488.90	21.44 %	4.85 %
CBA.AX	Commonwealth Bank Of Australia.	1,000.00	69.420000	69,420.00	59.93	59,931.61	9,488.39	15.83 %	7.94 %
CSL.AX	CSL Limited	69.00	287.000000	19,803.00	289.91	20,003.96	(200.96)	(1.00) %	2.27 %
OSH.AX	Oil Search Limited	5,000.00	3.170000	15,850.00	3.43	17,171.99	(1,321.99)	(7.70) %	1.81 %
STO.AX	Santos Limited	1,832.00	5.300000	9,709.60	5.49	10,050.41	(340.81)	(3.39) %	1.11 %
SHL.AX	Sonic Healthcare Limited	439.00	30.430000	13,358.77	22.73	9,977.79	3,380.98	33.88 %	1.53 %
WBPCG.AX	Westpac Banking Corporation	415.00	102.300000	42,454.50	100.00	41,500.00	954.50	2.30 %	4.86 %
			227,669.25		208,454.23	19,215.02	9.22 %	26.04 %	
Units in Unlisted Unit Trusts (Australian)									
EDWA.AX	Edwards Family Unit Trust	527,919.62	1.001313*	528,612.78	1.00	527,920.44	692.34	0.13 %	60.47 %
			528,612.78		527,920.44	692.34	0.13 %	60.47 %	
			874,188.11		854,280.75	19,907.36	2.33 %	100.00 %	

¹Market Prices as at Reporting Date. Note: Where prices unavailable, system will use last known price

* Investments using last known price

Investment	Market Price	Market Price Date
Edwards Family Unit Trust	1.001313	30/06/2018

GD & LA Edwards Superannuation Fund

Investment Summary with Market Movement

As at 30 June 2020

Investment	Units	Market Price	Market Value	Average Cost	Accounting Cost	Unrealised		Realised Movement
						Overall	Current Year	
Cash/Bank Accounts								
Cash at Bank		664.030000	664.03	664.03	664.03			
NABTRADE High Int 1755053-005		31.050000	31.05	31.05	31.05			
Nabtrade - Cash Account		72.540000	72.54	72.54	72.54			
Ord Minnett Cash Account		117,138.460000	117,138.46	117,138.46	117,138.46			
			117,906.08		117,906.08			
Shares in Listed Companies (Australian)								
ANN.AX	Ansell Limited - Ordinary Fully Paid	0.00	36.700000	0.00	0.00	0.00	(2,698.39)	2,967.98
ALL.AX	Aristocrat Leisure Limited	575.00	25.500000	14,662.50	25.91	14,896.49	(233.99)	0.00
BHP.AX	BHP Group Limited	1,184.00	35.820000	42,410.88	29.49	34,921.98	7,488.90	0.00
BKL.AX	Blackmores Limited	0.00	77.950000	0.00	0.00	0.00	2,325.15	(4,428.88)
CSL.AX	CSL Limited	69.00	287.000000	19,803.00	289.91	20,003.96	(200.96)	0.00
CGFPA.AX	Challenger Limited - Cnv Pref 3-Bbsw+3.40% Perp Sub Non-Cum Red T-05-22	0.00	98.800000	0.00	0.00	0.00	(1,200.97)	(53.15)
CBA.AX	Commonwealth Bank Of Australia.	1,000.00	69.420000	69,420.00	59.93	59,931.61	9,488.39	3,263.64
FLT.AX	Flight Centre Travel Group Limited	0.00	11.120000	0.00	0.00	0.00	0.00	553.46
GMG.AX	Goodman Group - Stapled Securities Fully Paid	0.00	14.850000	0.00	0.00	0.01	(0.01)	0.00
LLC.AX	Lendlease Group	0.00	12.370000	0.00	0.00	0.00	333.28	3,363.09
MFG.AX	Magellan Financial Group Limited	0.00	58.010000	0.00	0.00	(0.01)	0.01	12,397.43
MSB.AX	Mesoblast Limited	0.00	3.250000	0.00	0.00	0.00	0.00	(730.25)
NAB.AX	National Australia Bank Limited	0.00	18.220000	0.00	0.00	(270.32)	270.32	(440.37)
OSH.AX	Oil Search Limited	5,000.00	3.170000	15,850.00	3.43	17,171.99	(1,321.99)	(2,613.27)
ORA.AX	Orora Limited	0.00	2.540000	0.00	0.00	0.00	(4,824.12)	1,382.42
RIO.AX	RIO Tinto Limited	0.00	97.960000	0.00	0.00	(0.01)	0.01	1,527.79
RWC.AX	Reliance Worldwide Corporation Limited	0.00	2.940000	0.00	0.00	0.00	(1,595.96)	1,233.54
STO.AX	Santos Limited	1,832.00	5.300000	9,709.60	5.49	10,050.41	(340.81)	9,038.12
SIQ.AX	Smartgroup Corporation Ltd - Ordinary Fully Paid	0.00	6.070000	0.00	0.00	0.00	(5,976.36)	864.46
SHL.AX	Sonic Healthcare Limited	439.00	30.430000	13,358.77	22.73	9,977.79	3,380.98	0.00
WEB.AX	Webjet Limited	0.00	3.320000	0.00	0.00	0.00	0.00	1,247.26

GD & LA Edwards Superannuation Fund

Investment Summary with Market Movement

As at 30 June 2020

Investment		Units	Market Price	Market Value	Average Cost	Accounting Cost	Overall	Unrealised Current Year	Realised Movement
WBC.AX	Westpac Banking Corporation	0.00	17.950000	0.00	0.00	0.00	0.00	1,452.37	(5,533.86)
WBCPG.AX	Westpac Banking Corporation	415.00	102.300000	42,454.50	100.00	41,500.00	954.50	(1,494.00)	0.00
WPL.AX	Woodside Petroleum Ltd	0.00	21.650000	0.00	0.00	0.00	0.00	(2,359.95)	(3,149.00)
				227,669.25		208,183.90	19,485.35	(11,882.20)	20,890.40
Units in Listed Unit Trusts (Australian)									
MGG.AX	Magellan Global Trust	0.00	1.745000	0.00	0.00	0.00	0.00	(3,435.50)	3,095.53
NBI.AX	Nb Global Corporate Income Trust	0.00	1.650000	0.00	0.00	0.00	0.00	0.00	(10,377.88)
				0.00		0.00	0.00	(3,435.50)	(7,282.35)
Units in Unlisted Unit Trusts (Australian)									
EDWA.AX	Edwards Family Unit Trust	527,919.62	1.001313	528,612.78	1.00	527,920.44	692.34	0.00	0.00
				528,612.78		527,920.44	692.34	0.00	0.00
				874,188.11		854,010.42	20,177.69	(15,317.70)	13,608.05

GD & LA Edwards Superannuation Fund Investment Movement Report

As at 30 June 2020

Investment	Opening Balance		Additions		Disposals			Closing Balance		
	Units	Cost	Units	Cost	Units	Cost	Accounting Profit/(Loss)	Units	Cost	Market Value
	439.00	9,977.79						439.00	9,977.79	13,358.77
Webjet Limited			2,750.00	10,114.50	(2,750.00)	(10,114.50)	1,247.26		0.00	
Westpac Banking Corporation	775.00	23,431.37			(775.00)	(23,431.37)	(5,533.87)		0.00	
Westpac Banking Corporation	415.00	41,500.00						415.00	41,500.00	42,454.50
Woodside Petroleum Ltd	486.00	15,311.01	1,465.00	37,487.68	(1,951.00)	(52,798.69)	(3,149.00)		0.00	
		223,697.26		422,870.23		(438,383.60)	20,890.40		208,183.89	227,669.25
Units in Listed Unit Trusts (Australian)										
Magellan Global Trust	9,207.00	12,999.00			(9,207.00)	(12,999.00)	3,095.53		0.00	
Nb Global Corporate Income Trust			25,000.00	50,000.00	(25,000.00)	(50,000.00)	(10,377.88)		0.00	
		12,999.00		50,000.00		(62,999.00)	(7,282.35)		0.00	
Units in Unlisted Unit Trusts (Australian)										
Edwards Family Unit Trust	527,919.62	527,920.44						527,919.62	527,920.44	528,612.78
		527,920.44							527,920.44	528,612.78
		906,159.80		1,122,147.77		(1,174,297.16)	13,608.05		854,010.41	874,188.11

GD & LA Edwards Superannuation Fund

Realised Capital Gains Report

For The Period 01 July 2019 - 30 June 2020

Investment		Accounting Treatment				Tax Treatment						
Purchase Contract Date	Disposal Contract Date	Units	Cost	Proceeds	Accounting Profit/(Loss)	Adjusted Cost Base	Reduced Cost Base	Indexed Cost Base	Indexed Gains	Discounted Gains (Gross)	Other Gains	Capital Loss
Shares in Listed Companies (Australian)												
Ansell Limited - Ordinary Fully Paid												
26/10/2015	28/10/2019	7.00	140.49	192.69	52.20	140.49	140.49	0.00	0.00	52.20	0.00	0.00
26/10/2015	30/10/2019	391.00	7,847.42	10,763.20	2,915.78	7,847.42	7,847.42	0.00	0.00	2,915.78	0.00	0.00
		398.00	7,987.91	10,955.89	2,967.98	7,987.91	7,987.91	0.00	0.00	2,967.98	0.00	0.00
Blackmores Limited												
12/09/2016	28/02/2020	19.00	2,228.03	1,238.04	(989.99)	2,228.03	2,228.03	0.00	0.00	0.00	0.00	(989.99)
14/09/2016	28/02/2020	66.00	7,739.47	4,300.58	(3,438.89)	7,739.47	7,739.47	0.00	0.00	0.00	0.00	(3,438.89)
		85.00	9,967.50	5,538.62	(4,428.88)	9,967.50	9,967.50	0.00	0.00	0.00	0.00	(4,428.88)
Challenger Limited - Cnv Pref 3-Bbsw+3.40% Perp Sub Non-Cum Red T-05-22												
12/05/2016	25/05/2020	188.00	17,964.34	17,914.63	(49.71)	17,964.34	17,964.34	0.00	0.00	0.00	0.00	(49.71)
10/05/2016	25/05/2020	13.00	1,242.22	1,238.78	(3.44)	1,242.22	1,242.22	0.00	0.00	0.00	0.00	(3.44)
		201.00	19,206.56	19,153.41	(53.15)	19,206.56	19,206.56	0.00	0.00	0.00	0.00	(53.15)
Commonwealth Bank Of Australia.												
02/09/2016	28/02/2020	15.00	1,081.89	1,227.96	146.07	1,081.89	1,081.89	0.00	0.00	146.07	0.00	0.00
29/02/2016	28/02/2020	39.00	2,778.95	3,192.68	413.74	2,778.95	2,778.95	0.00	0.00	413.74	0.00	0.00
29/02/2016	02/03/2020	33.00	2,351.42	2,645.80	294.38	2,351.42	2,351.42	0.00	0.00	294.38	0.00	0.00
29/02/2016	03/03/2020	69.00	4,916.60	5,648.60	732.00	4,916.60	4,916.60	0.00	0.00	732.00	0.00	0.00
29/02/2016	04/03/2020	3.00	213.77	240.53	26.76	213.77	213.77	0.00	0.00	26.76	0.00	0.00
14/09/2016	04/03/2020	128.00	8,955.15	10,262.51	1,307.36	8,955.15	8,955.15	0.00	0.00	1,307.36	0.00	0.00
15/04/2020	28/05/2020	167.00	10,355.63	9,984.64	(370.99)	10,355.63	10,355.63	0.00	0.00	0.00	0.00	(370.99)

GD & LA Edwards Superannuation Fund

Realised Capital Gains Report

For The Period 01 July 2019 - 30 June 2020

Investment		Accounting Treatment				Tax Treatment						
Purchase Contract Date	Disposal Contract Date	Units	Cost	Proceeds	Accounting Profit/(Loss)	Adjusted Cost Base	Reduced Cost Base	Indexed Cost Base	Indexed Gains	Discounted Gains (Gross)	Other Gains	Capital Loss
Shares in Listed Companies (Australian)												
15/04/2020	29/05/2020	221.00	13,704.15	14,210.12	505.97	13,704.15	13,704.15	0.00	0.00	0.00	505.97	0.00
17/04/2020	29/05/2020	91.00	5,642.88	5,851.23	208.34	5,642.88	5,642.88	0.00	0.00	0.00	208.34	0.00
		766.00	50,000.44	53,264.07	3,263.63	50,000.44	50,000.44	0.00	0.00	2,920.31	714.31	(370.99)
Flight Centre Travel Group Limited												
25/05/2020	15/06/2020	9.00	98.94	135.97	37.03	98.94	98.94	0.00	0.00	0.00	37.03	0.00
19/05/2020	15/06/2020	1.00	10.69	15.11	4.42	10.69	10.69	0.00	0.00	0.00	4.42	0.00
15/05/2020	15/06/2020	518.00	5,155.70	7,825.97	2,670.27	5,155.70	5,155.70	0.00	0.00	0.00	2,670.27	0.00
19/05/2020	15/06/2020	474.00	4,717.77	7,161.22	2,443.45	4,717.77	4,717.77	0.00	0.00	0.00	2,443.45	0.00
18/06/2020	29/06/2020	1,785.00	25,017.49	20,415.78	(4,601.71)	25,017.49	25,017.49	0.00	0.00	0.00	0.00	(4,601.71)
		2,787.00	35,000.59	35,554.05	553.46	35,000.59	35,000.59	0.00	0.00	0.00	5,155.17	(4,601.71)
Lendlease Group												
28/07/2016	02/03/2020	814.00	10,915.28	14,278.37	3,363.09	11,020.60	11,020.60	0.00	0.00	3,257.77	0.00	0.00
		814.00	10,915.28	14,278.37	3,363.09	11,020.60	11,020.60	0.00	0.00	3,257.77	0.00	0.00
Magellan Financial Group Limited												
25/02/2016	06/08/2019	2.00	45.76	114.89	69.13	45.76	45.76	0.00	0.00	69.13	0.00	0.00
25/02/2016	08/08/2019	20.00	457.57	1,148.89	691.32	457.57	457.57	0.00	0.00	691.32	0.00	0.00
19/02/2016	08/08/2019	271.00	5,708.24	15,567.45	9,859.21	5,708.24	5,708.24	0.00	0.00	9,859.21	0.00	0.00
11/09/2019	28/02/2020	99.00	5,316.50	5,673.38	356.88	5,316.50	5,316.50	0.00	0.00	0.00	356.88	0.00
16/09/2019	02/03/2020	12.00	623.86	669.44	45.58	623.86	623.86	0.00	0.00	0.00	45.58	0.00
11/09/2019	03/03/2020	37.00	1,986.97	2,120.35	133.38	1,986.97	1,986.97	0.00	0.00	0.00	133.38	0.00
09/09/2019	03/03/2020	1.00	53.70	57.31	3.61	53.70	53.70	0.00	0.00	0.00	3.61	0.00

GD & LA Edwards Superannuation Fund

Realised Capital Gains Report

For The Period 01 July 2019 - 30 June 2020

Investment		Accounting Treatment				Tax Treatment						
Purchase Contract Date	Disposal Contract Date	Units	Cost	Proceeds	Accounting Profit/(Loss)	Adjusted Cost Base	Reduced Cost Base	Indexed Cost Base	Indexed Gains	Discounted Gains (Gross)	Other Gains	Capital Loss
Shares in Listed Companies (Australian)												
12/09/2019	03/03/2020	2.00	106.77	114.61	7.84	106.77	106.77	0.00	0.00	0.00	7.84	0.00
16/09/2019	03/03/2020	40.00	2,079.54	2,292.28	212.73	2,079.54	2,079.54	0.00	0.00	0.00	212.73	0.00
16/09/2019	04/03/2020	51.00	2,651.42	2,845.15	193.74	2,651.42	2,651.42	0.00	0.00	0.00	193.74	0.00
12/09/2019	04/03/2020	10.00	519.88	557.87	37.99	519.88	519.88	0.00	0.00	0.00	37.99	0.00
17/09/2019	04/03/2020	1.00	51.55	55.79	4.24	51.55	51.55	0.00	0.00	0.00	4.24	0.00
13/09/2019	04/03/2020	1.00	51.55	55.79	4.24	51.55	51.55	0.00	0.00	0.00	4.24	0.00
03/09/2019	04/03/2020	2.00	101.49	111.57	10.08	101.49	101.49	0.00	0.00	0.00	10.08	0.00
04/09/2019	04/03/2020	137.00	6,875.40	7,642.86	767.46	6,875.40	6,875.40	0.00	0.00	0.00	767.46	0.00
		686.00	26,630.20	39,027.63	12,397.43	26,630.20	26,630.20	0.00	0.00	10,619.66	1,777.77	0.00
Mesoblast Limited												
03/06/2020	25/06/2020	1,248.00	4,951.46	4,221.21	(730.25)	4,951.46	4,951.46	0.00	0.00	0.00	0.00	(730.25)
		1,248.00	4,951.46	4,221.21	(730.25)	4,951.46	4,951.46	0.00	0.00	0.00	0.00	(730.25)
National Australia Bank Limited												
04/04/2016	02/03/2020	185.00	4,807.88	4,532.93	(274.95)	4,807.88	4,807.88	0.00	0.00	0.00	0.00	(274.95)
16/03/2016	04/03/2020	247.00	6,987.05	6,052.07	(934.97)	6,987.05	6,987.05	0.00	0.00	0.00	0.00	(934.97)
04/04/2016	04/03/2020	335.00	8,706.16	8,208.28	(497.89)	8,706.16	8,706.16	0.00	0.00	0.00	0.00	(497.89)
05/06/2020	29/06/2020	8.00	155.72	143.04	(12.68)	155.72	155.72	0.00	0.00	0.00	0.00	(12.68)
04/06/2020	29/06/2020	589.00	11,157.86	10,531.09	(626.77)	11,157.86	11,157.86	0.00	0.00	0.00	0.00	(626.77)
09/06/2020	29/06/2020	353.00	6,687.13	6,311.50	(375.63)	6,687.13	6,687.13	0.00	0.00	0.00	0.00	(375.63)
20/03/2020	29/06/2020	27.00	459.50	482.75	23.24	459.50	459.50	0.00	0.00	0.00	23.24	0.00
03/06/2020	30/06/2020	335.00	4,740.25	5,989.67	1,249.42	4,740.25	4,740.25	0.00	0.00	0.00	1,249.42	0.00
20/03/2020	30/06/2020	1,173.00	19,962.93	20,972.78	1,009.86	19,962.93	19,962.93	0.00	0.00	0.00	1,009.86	0.00

GD & LA Edwards Superannuation Fund

Realised Capital Gains Report

For The Period 01 July 2019 - 30 June 2020

Investment		Accounting Treatment				Tax Treatment						
Purchase Contract Date	Disposal Contract Date	Units	Cost	Proceeds	Accounting Profit/(Loss)	Adjusted Cost Base	Reduced Cost Base	Indexed Cost Base	Indexed Gains	Discounted Gains (Gross)	Other Gains	Capital Loss
Shares in Listed Companies (Australian)												
		3,252.00	63,664.48	63,224.11	(440.37)	63,664.48	63,664.48	0.00	0.00	0.00	2,282.52	(2,722.89)
Oil Search Limited												
12/06/2020	16/06/2020	2,739.00	10,019.35	8,755.16	(1,264.19)	10,019.35	10,019.35	0.00	0.00	0.00	0.00	(1,264.19)
05/06/2020	16/06/2020	114.00	406.92	364.40	(42.52)	406.92	406.92	0.00	0.00	0.00	0.00	(42.52)
04/06/2020	16/06/2020	4,156.00	14,591.13	13,284.57	(1,306.56)	14,591.13	14,591.13	0.00	0.00	0.00	0.00	(1,306.56)
		7,009.00	25,017.40	22,404.13	(2,613.27)	25,017.40	25,017.40	0.00	0.00	0.00	0.00	(2,613.27)
Orora Limited												
28/07/2016	28/02/2020	783.00	2,255.68	2,112.40	(143.29)	2,255.68	2,255.68	0.00	0.00	0.00	0.00	(143.29)
18/03/2016	28/02/2020	243.00	617.87	655.57	37.70	617.87	617.87	0.00	0.00	37.70	0.00	0.00
18/03/2016	03/03/2020	936.00	2,379.95	2,525.17	145.22	2,379.95	2,379.95	0.00	0.00	145.22	0.00	0.00
31/03/2016	03/03/2020	1,786.00	4,489.95	4,818.32	328.37	4,489.95	4,489.95	0.00	0.00	328.37	0.00	0.00
19/02/2016	03/03/2020	2,600.00	5,999.95	7,014.36	1,014.41	5,999.95	5,999.95	0.00	0.00	1,014.41	0.00	0.00
		6,348.00	15,743.40	17,125.82	1,382.41	15,743.40	15,743.40	0.00	0.00	1,525.70	0.00	(143.29)
RIO Tinto Limited												
24/09/2019	28/02/2020	57.00	5,280.13	4,965.86	(314.27)	5,280.13	5,280.13	0.00	0.00	0.00	0.00	(314.27)
20/09/2019	28/02/2020	45.00	4,168.52	3,920.42	(248.10)	4,168.52	4,168.52	0.00	0.00	0.00	0.00	(248.10)
20/09/2019	03/03/2020	6.00	555.80	522.72	(33.08)	555.80	555.80	0.00	0.00	0.00	0.00	(33.08)
12/09/2019	03/03/2020	53.00	4,909.48	4,617.37	(292.11)	4,909.48	4,909.48	0.00	0.00	0.00	0.00	(292.11)
12/09/2019	10/06/2020	27.00	2,501.06	2,718.75	217.70	2,501.06	2,501.06	0.00	0.00	0.00	217.70	0.00
11/09/2019	10/06/2020	52.00	4,699.35	5,236.12	536.77	4,699.35	4,699.35	0.00	0.00	0.00	536.77	0.00
09/09/2019	10/06/2020	31.00	2,801.52	3,121.53	320.01	2,801.52	2,801.52	0.00	0.00	0.00	320.01	0.00

GD & LA Edwards Superannuation Fund

Realised Capital Gains Report

For The Period 01 July 2019 - 30 June 2020

Investment		Accounting Treatment				Tax Treatment						
Purchase Contract Date	Disposal Contract Date	Units	Cost	Proceeds	Accounting Profit/(Loss)	Adjusted Cost Base	Reduced Cost Base	Indexed Cost Base	Indexed Gains	Discounted Gains (Gross)	Other Gains	Capital Loss
Shares in Listed Companies (Australian)												
04/09/2019	10/06/2020	108.00	9,593.48	10,875.02	1,281.54	9,593.48	9,593.48	0.00	0.00	0.00	1,281.54	0.00
02/09/2019	10/06/2020	5.00	444.14	503.47	59.33	444.14	444.14	0.00	0.00	0.00	59.33	0.00
		384.00	34,953.48	36,481.26	1,527.79	34,953.48	34,953.48	0.00	0.00	0.00	2,415.35	(887.56)
Reliance Worldwide Corporation Limited												
12/05/2016	28/02/2020	371.00	1,067.17	1,251.70	184.53	1,067.17	1,067.17	0.00	0.00	184.53	0.00	0.00
12/05/2016	03/03/2020	2,109.00	6,066.47	7,115.48	1,049.01	6,066.47	6,066.47	0.00	0.00	1,049.01	0.00	0.00
		2,480.00	7,133.64	8,367.18	1,233.54	7,133.64	7,133.64	0.00	0.00	1,233.54	0.00	0.00
Santos Limited												
28/05/2020	16/06/2020	1,850.00	10,104.50	9,646.38	(458.12)	10,104.50	10,104.50	0.00	0.00	0.00	0.00	(458.12)
18/03/2020	16/06/2020	113.00	362.04	589.21	227.17	362.04	362.04	0.00	0.00	0.00	227.17	0.00
20/03/2020	16/06/2020	4,441.00	14,228.16	23,156.52	8,928.36	14,228.16	14,228.16	0.00	0.00	0.00	8,928.36	0.00
23/03/2020	16/06/2020	140.00	389.28	730.00	340.72	389.28	389.28	0.00	0.00	0.00	340.72	0.00
		6,544.00	25,083.98	34,122.11	9,038.13	25,083.98	25,083.98	0.00	0.00	0.00	9,496.25	(458.12)
Smartgroup Corporation Ltd - Ordinary Fully Paid												
06/04/2016	28/02/2020	50.00	248.06	319.03	70.97	248.06	248.06	0.00	0.00	70.97	0.00	0.00
09/09/2016	03/03/2020	1,043.00	7,301.00	6,655.04	(645.96)	7,301.00	7,301.00	0.00	0.00	0.00	0.00	(645.96)
06/06/2016	03/03/2020	861.00	4,984.05	5,493.76	509.71	4,984.05	4,984.05	0.00	0.00	509.71	0.00	0.00
06/04/2016	03/03/2020	655.00	3,249.59	4,179.34	929.75	3,249.59	3,249.59	0.00	0.00	929.75	0.00	0.00
		2,609.00	15,782.70	16,647.17	864.47	15,782.70	15,782.70	0.00	0.00	1,510.43	0.00	(645.96)
Webjet Limited												

GD & LA Edwards Superannuation Fund

Realised Capital Gains Report

For The Period 01 July 2019 - 30 June 2020

Investment		Accounting Treatment				Tax Treatment						
Purchase Contract Date	Disposal Contract Date	Units	Cost	Proceeds	Accounting Profit/(Loss)	Adjusted Cost Base	Reduced Cost Base	Indexed Cost Base	Indexed Gains	Discounted Gains (Gross)	Other Gains	Capital Loss
Shares in Listed Companies (Australian)												
25/05/2020	29/05/2020	266.00	978.35	1,098.99	120.64	978.35	978.35	0.00	0.00	0.00	120.64	0.00
25/05/2020	02/06/2020	2,484.00	9,136.15	10,262.77	1,126.62	9,136.15	9,136.15	0.00	0.00	0.00	1,126.62	0.00
		2,750.00	10,114.50	11,361.76	1,247.26	10,114.50	10,114.50	0.00	0.00	0.00	1,247.26	0.00
Westpac Banking Corporation												
11/10/2016	02/03/2020	19.00	583.40	438.78	(144.62)	583.40	583.40	0.00	0.00	0.00	0.00	(144.62)
26/02/2016	02/03/2020	94.00	2,862.37	2,170.79	(691.58)	2,862.37	2,862.37	0.00	0.00	0.00	0.00	(691.58)
04/04/2016	02/03/2020	93.00	2,807.64	2,147.70	(659.95)	2,807.64	2,807.64	0.00	0.00	0.00	0.00	(659.95)
04/04/2016	04/03/2020	569.00	17,177.96	13,140.23	(4,037.73)	17,177.96	17,177.96	0.00	0.00	0.00	0.00	(4,037.73)
		775.00	23,431.37	17,897.50	(5,533.88)	23,431.37	23,431.37	0.00	0.00	0.00	0.00	(5,533.88)
Woodside Petroleum Ltd												
20/09/2019	28/02/2020	308.00	9,989.12	8,637.84	(1,351.28)	9,989.12	9,989.12	0.00	0.00	0.00	0.00	(1,351.28)
23/01/2017	28/02/2020	3.00	96.76	84.13	(12.63)	96.76	96.76	0.00	0.00	0.00	0.00	(12.63)
20/01/2017	28/02/2020	16.00	512.12	448.72	(63.40)	512.12	512.12	0.00	0.00	0.00	0.00	(63.40)
20/01/2017	02/03/2020	242.00	7,745.81	6,852.52	(893.29)	7,745.81	7,745.81	0.00	0.00	0.00	0.00	(893.29)
09/09/2019	02/03/2020	136.00	4,330.13	3,851.01	(479.12)	4,330.13	4,330.13	0.00	0.00	0.00	0.00	(479.12)
11/09/2019	02/03/2020	21.00	668.62	594.64	(73.98)	668.62	668.62	0.00	0.00	0.00	0.00	(73.98)
02/09/2019	02/03/2020	47.00	1,494.92	1,330.86	(164.06)	1,494.92	1,494.92	0.00	0.00	0.00	0.00	(164.06)
04/09/2019	02/03/2020	189.00	6,011.47	5,351.76	(659.71)	6,011.47	6,011.47	0.00	0.00	0.00	0.00	(659.71)
05/03/2018	02/03/2020	49.00	1,323.00	1,387.49	64.49	1,323.00	1,323.00	0.00	0.00	64.49	0.00	0.00
20/01/2017	03/03/2020	176.00	5,633.32	4,935.91	(697.41)	5,633.32	5,633.32	0.00	0.00	0.00	0.00	(697.41)
06/04/2020	16/06/2020	4.00	78.73	84.68	5.95	78.73	78.73	0.00	0.00	0.00	5.95	0.00
02/04/2020	16/06/2020	7.00	137.77	148.20	10.43	137.77	137.77	0.00	0.00	0.00	10.43	0.00

GD & LA Edwards Superannuation Fund

Realised Capital Gains Report

For The Period 01 July 2019 - 30 June 2020

Investment		Accounting Treatment				Tax Treatment						
Purchase Contract Date	Disposal Contract Date	Units	Cost	Proceeds	Accounting Profit/(Loss)	Adjusted Cost Base	Reduced Cost Base	Indexed Cost Base	Indexed Gains	Discounted Gains (Gross)	Other Gains	Capital Loss
Shares in Listed Companies (Australian)												
01/04/2020	16/06/2020	753.00	14,776.92	15,941.92	1,165.00	14,776.92	14,776.92	0.00	0.00	0.00	1,165.00	0.00
		1,951.00	52,798.69	49,649.68	(3,149.01)	52,798.69	52,798.69	0.00	0.00	64.49	1,181.38	(4,394.88)
		41,087.00	438,383.58	459,273.97	20,890.38	438,488.90	438,488.90	0.00	0.00	24,099.88	24,270.01	(27,584.83)
Units in Listed Unit Trusts (Australian)												
Magellan Global Trust												
29/09/2017	06/08/2019	8,666.00	12,999.00	15,148.82	2,149.82	12,439.14	12,439.14	0.00	0.00	2,709.68	0.00	0.00
22/01/2018	06/08/2019	541.00	0.00	945.71	945.71	(34.95)	(34.95)	0.00	0.00	980.66	0.00	0.00
		9,207.00	12,999.00	16,094.53	3,095.53	12,404.19	12,404.19	0.00	0.00	3,690.34	0.00	0.00
Nb Global Corporate Income Trust												
11/07/2019	11/05/2020	9,241.00	18,482.00	14,851.48	(3,630.52)	18,482.00	18,482.00	0.00	0.00	0.00	0.00	(3,630.52)
11/07/2019	12/05/2020	92.00	184.00	148.87	(35.13)	184.00	184.00	0.00	0.00	0.00	0.00	(35.13)
11/07/2019	21/05/2020	6,120.00	12,240.00	9,618.00	(2,622.00)	12,240.00	12,240.00	0.00	0.00	0.00	0.00	(2,622.00)
11/07/2019	25/05/2020	9,547.00	19,094.00	15,003.77	(4,090.23)	19,094.00	19,094.00	0.00	0.00	0.00	0.00	(4,090.23)
		25,000.00	50,000.00	39,622.12	(10,377.88)	50,000.00	50,000.00	0.00	0.00	0.00	0.00	(10,377.88)
		34,207.00	62,999.00	55,716.65	(7,282.35)	62,404.19	62,404.19	0.00	0.00	3,690.34	0.00	(10,377.88)
		75,294.00	501,382.58	514,990.62	13,608.03	500,893.09	500,893.09	0.00	0.00	27,790.22	24,270.01	(37,962.71)

GD & LA Edwards Superannuation Fund

Capital Gains Reconciliation Report

For The Period 01 July 2019 - 30 June 2020

	Total	Discounted	Indexed	Other	Notional
Losses available to offset					
Carried forward from prior losses	0.00				
Carried forward from prior losses - Collectables	0.00				
Current year capital losses	37,962.69				
Current year capital losses - Collectables	0.00				
Total Losses Available	37,962.69				
Total Losses Available - Collectables	0.00				
Capital Gains					
Capital gains from disposal of assets	52,060.23	27,790.22	0.00	24,270.01	0.00
Capital gains from disposal of assets - Collectables	0.00	0.00	0.00	0.00	0.00
Capital gains from trust distributions	0.00	0.00	0.00	0.00	0.00
Capital Gains Before Losses applied	52,060.23	27,790.22	0.00	24,270.01	0.00
Losses and discount applied					
Losses applied	37,962.69	13,692.68	0.00	24,270.01	0.00
Losses applied - Collectables	0.00	0.00	0.00	0.00	0.00
Capital gains after losses applied	14,097.54	14,097.54	0.00	0.00	0.00
Capital gains after losses applied - Collectables	0.00	0.00	0.00	0.00	0.00
CGT Discount applied	4,699.18				
CGT Discount applied - Collectables	0.00				

GD & LA Edwards Superannuation Fund

Capital Gains Reconciliation Report

For The Period 01 July 2019 - 30 June 2020

	Total	Discounted	Indexed	Other	Notional
Net Capital Gain					
Net capital gain	9,398.36				
Net capital gain - Collectables	0.00				
Total Net Capital Gain (11A)	9,398.36				
Net Capital Losses Carried Forward to later income					
Net Capital Losses Carried Forward to later income years	0.00				
Net Capital Losses Carried Forward to later income years - Collectables	0.00				
Total Net Capital Losses Carried Forward to later income years (14V)	0.00				

Note

Refer to Realised Gains Report for details of Disposals at a Security level

Refer to Distribution Reconciliation Report for Trust Distribution details at a Security level

GD & LA Edwards Superannuation Fund

Investment Income Comparison Report

As at 30 June 2020

Investment	Ledger Data				ASX & UUT Data						
	Transaction Date	Income Amount	Franking Credit	Date Payable	Ex Div/Dist Date	Units On Hand	45 Day Qualified	Amount per share/unit	Estimated Income	Estimated Franking*	
Reconciled											
Shares in Listed Companies (Australian)											
ANN.AX	Ansell Limited - Ordinary Fully Paid	05/09/2019	152.55	0.00	05/09/2019	16/08/2019	398.00	398.00	0.3833	152.55	0.00
BKL.AX	Blackmores Limited	12/09/2019	59.50	25.50	12/09/2019	27/08/2019	85.00	85.00	0.7000	59.50	25.50
CBA.AX	Commonwealth Bank Of Australia.	26/09/2019	662.97	284.13	26/09/2019	14/08/2019	287.00	287.00	2.3100	662.97	284.13
CBA.AX	Commonwealth Bank Of Australia.	31/03/2020	574.00	246.00	31/03/2020	19/02/2020	287.00	287.00	2.0000	574.00	246.00
CGFPA.AX	Challenger Limited - Cnv Pref 3-Bbsw+3.40% Perp Sub Non-Cum Red T-05-22	26/08/2019	168.84	72.36	26/08/2019	15/08/2019	201.00	201.00	0.8400	168.84	72.36
CGFPA.AX	Challenger Limited - Cnv Pref 3-Bbsw+3.40% Perp Sub Non-Cum Red T-05-22	25/11/2019	152.76	65.47	25/11/2019	14/11/2019	201.00	201.00	0.7600	152.76	65.47
CGFPA.AX	Challenger Limited - Cnv Pref 3-Bbsw+3.40% Perp Sub Non-Cum Red T-05-22	25/02/2020	152.76	65.47	25/02/2020	14/02/2020	201.00	201.00	0.7600	152.76	65.47
CGFPA.AX	Challenger Limited - Cnv Pref 3-Bbsw+3.40% Perp Sub Non-Cum Red T-05-22	25/05/2020	146.73	62.88	25/05/2020	14/05/2020	201.00	201.00	0.7300	146.73	62.88
MFG.AX	Magellan Financial Group Limited	27/02/2020	365.10	117.35	27/02/2020	18/02/2020	393.00	393.00	0.9290	365.10	117.35
NAB.AX	National Australia Bank Limited	03/07/2019	636.61	272.83	03/07/2019	14/05/2019	767.00	767.00	0.8300	636.61	272.83
NAB.AX	National Australia Bank Limited	12/12/2019	636.61	272.83	12/12/2019	14/11/2019	767.00	767.00	0.8300	636.61	272.83
ORA.AX	Orora Limited	21/10/2019	412.62	53.05	21/10/2019	16/09/2019	6,348.00	6,348.00	0.0650	412.62	53.05
ORA.AX	Orora Limited	09/04/2020	412.62	53.05	09/04/2020	26/02/2020	6,348.00	6,348.00	0.0650	412.62	53.05
RIO.AX	RIO Tinto Limited	16/04/2020	779.92	334.25	16/04/2020	05/03/2020	223.00	223.00	3.4974	779.92	334.25
RWC.AX	Reliance Worldwide Corporation Limited	11/10/2019	124.00	53.14	11/10/2019	10/09/2019	2,480.00	2,480.00	0.0500	124.00	53.14
SHL.AX	Sonic Healthcare Limited	25/09/2019	223.89	28.79	25/09/2019	10/09/2019	439.00	439.00	0.5100	223.89	28.79
SHL.AX	Sonic Healthcare Limited	25/03/2020	149.26	19.19	25/03/2020	10/03/2020	439.00	439.00	0.3400	149.26	19.19

GD & LA Edwards Superannuation Fund

Investment Income Comparison Report

As at 30 June 2020

Investment		Ledger Data			ASX & UUT Data						
		Transaction Date	Income Amount	Franking Credit	Date Payable	Ex Div/Dist Date	Units On Hand	45 Day Qualified	Amount per share/unit	Estimated Income	Estimated Franking*
SIQ.AX	Smartgroup Corporation Ltd - Ordinary Fully Paid	16/09/2019	560.94	240.40	16/09/2019	30/08/2019	2,609.00	2,609.00	0.2150	560.94	240.40
SIQ.AX	Smartgroup Corporation Ltd - Ordinary Fully Paid	16/03/2020	560.94	240.40	16/03/2020	28/02/2020	2,609.00	2,609.00	0.2150	560.94	240.40
WBC.AX	Westpac Banking Corporation	20/12/2019	620.00	265.71	20/12/2019	12/11/2019	775.00	775.00	0.8000	620.00	265.71
WBCPG.AX	Westpac Banking Corporation	01/07/2019	488.12	209.19	01/07/2019	20/06/2019	415.00	415.00	1.1762	488.12	209.20
WBCPG.AX	Westpac Banking Corporation	30/09/2019	447.37	191.73	30/09/2019	19/09/2019	415.00	415.00	1.0780	447.37	191.73
WBCPG.AX	Westpac Banking Corporation	30/12/2019	422.59	181.11	30/12/2019	19/12/2019	415.00	415.00	1.0183	422.59	181.11
WBCPG.AX	Westpac Banking Corporation	30/03/2020	421.68	180.72	30/03/2020	19/03/2020	415.00	415.00	1.0161	421.68	180.72
WBCPG.AX	Westpac Banking Corporation	30/06/2020	386.12	165.48	30/06/2020	19/06/2020	415.00	415.00	0.9304	386.12	165.48
WPL.AX	Woodside Petroleum Ltd	20/09/2019	258.74	110.88	20/09/2019	26/08/2019	486.00	486.00	0.5324	258.74	110.89
WPL.AX	Woodside Petroleum Ltd	20/03/2020	986.78	422.90	20/03/2020	24/02/2020	1,187.00	1,187.00	0.8313	986.77	422.90
			10,964.02	4,234.81					23.4124	10,964.01	4,234.83
Units in Listed Unit Trusts (Australian)											
NBI.AX	Nb Global Corporate Income Trust	09/08/2019	224.77		09/08/2019	01/08/2019	25,000.00	25,000.00	0.0090	224.78	0.00
NBI.AX	Nb Global Corporate Income Trust	10/09/2019	224.77		10/09/2019	02/09/2019	25,000.00	25,000.00	0.0090	224.78	0.00
NBI.AX	Nb Global Corporate Income Trust	10/10/2019	224.77		10/10/2019	01/10/2019	25,000.00	25,000.00	0.0090	224.78	0.00
NBI.AX	Nb Global Corporate Income Trust	11/11/2019	224.77		11/11/2019	01/11/2019	25,000.00	25,000.00	0.0090	224.78	0.00
NBI.AX	Nb Global Corporate Income Trust	11/12/2019	224.77		10/12/2019	02/12/2019	25,000.00	25,000.00	0.0090	224.78	0.00
NBI.AX	Nb Global Corporate Income Trust	10/01/2020	224.77		10/01/2020	02/01/2020	25,000.00	25,000.00	0.0090	224.78	0.00
NBI.AX	Nb Global Corporate Income Trust	11/02/2020	224.77		11/02/2020	03/02/2020	25,000.00	25,000.00	0.0090	224.78	0.00
NBI.AX	Nb Global Corporate Income Trust	06/03/2020	224.77		06/03/2020	27/02/2020	25,000.00	25,000.00	0.0090	224.78	0.00
NBI.AX	Nb Global Corporate Income Trust	09/04/2020	224.77		09/04/2020	01/04/2020	25,000.00	25,000.00	0.0090	224.78	0.00

GD & LA Edwards Superannuation Fund

Investment Income Comparison Report

As at 30 June 2020

Investment	Ledger Data			ASX & UUT Data						
	Transaction Date	Income Amount	Franking Credit	Date Payable	Ex Div/Dist Date	Units On Hand	45 Day Qualified	Amount per share/unit	Estimated Income	Estimated Franking*
EDWA.AX	Edwards Family Unit Trust	04/05/2020	293.88							
			15,370.25							
			28,944.79	4,234.81				24.1323	13,976.37	4,234.83

*Franking credit is estimated using 45 day qualified units. The estimation might not be accurate for preference shares and hedging arrangements.

GD & LA Edwards Superannuation Fund

Members Summary

As at 30 June 2020

Opening Balances	Increases				Decreases					Closing Balance	
	Contributions	Transfers In	Net Earnings	Insurance Proceeds	Pensions Paid	Contributions Tax	Taxes Paid	Benefits Paid/ Transfers Out	Insurance Premiums		Member Expenses
Gary Edwards (Age: 63)											
EDWGAR00001A - Accumulation											
88,650.92	1,600.00		1,835.69			90.00	437.80				91,558.81
EDWGAR00002P - Pension - Tax Free: 8.49%											
735,373.05			14,537.70		52,841.33		3,467.15				693,602.27
824,023.97	1,600.00		16,373.39		52,841.33	90.00	3,904.95				785,161.08
Lynette Edwards (Age: 59)											
EDWLYN00001A - Accumulation											
112,572.97	1,500.00		2,339.06				557.85				115,854.18
112,572.97	1,500.00		2,339.06				557.85				115,854.18
936,596.94	3,100.00		18,712.45		52,841.33	90.00	4,462.80				901,015.26

GD & LA Edwards Superannuation Fund

Members Statement

Gary Edwards
 31 Spowers Street
 Bongaree, Queensland, 4507, Australia

Your Details

Date of Birth : 11/05/1957
 Age: 63
 Tax File Number: Provided
 Date Joined Fund: 17/01/1995
 Service Period Start Date:
 Date Left Fund:
 Member Code: EDWGAR00001A
 Account Start Date 17/01/1995
 Account Phase: Accumulation Phase
 Account Description: Accumulation

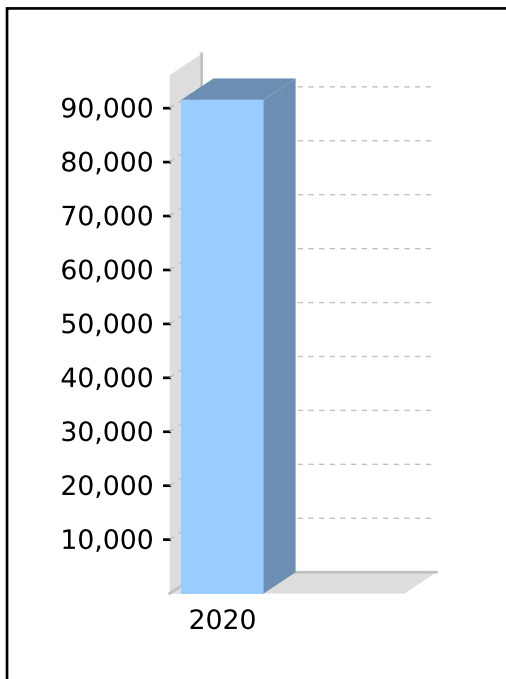
Nominated Beneficiaries Lynette Edwards
 Vested Benefits 91,558.81
 Total Death Benefit 91,558.81
 Current Salary 0.00
 Previous Salary 0.00
 Disability Benefit 0.00

Your Balance

Total Benefits 91,558.81

Preservation Components
 Preserved 91,558.81
 Unrestricted Non Preserved
 Restricted Non Preserved

Tax Components
 Tax Free 2,682.25
 Taxable 88,876.56



Your Detailed Account Summary

	This Year
Opening balance at 01/07/2019	88,650.92
<u>Increases to Member account during the period</u>	
Employer Contributions	
Personal Contributions (Concessional)	600.00
Personal Contributions (Non Concessional)	1,000.00
Government Co-Contributions	
Other Contributions	
Proceeds of Insurance Policies	
Transfers In	
Net Earnings	1,835.69
Internal Transfer In	
<u>Decreases to Member account during the period</u>	
Pensions Paid	
Contributions Tax	90.00
Income Tax	437.80
No TFN Excess Contributions Tax	
Excess Contributions Tax	
Refund Excess Contributions	
Division 293 Tax	
Insurance Policy Premiums Paid	
Management Fees	
Member Expenses	
Benefits Paid/Transfers Out	
Superannuation Surcharge Tax	
Internal Transfer Out	
Closing balance at 30/06/2020	91,558.81

GD & LA Edwards Superannuation Fund

Members Statement

Gary Edwards
 31 Spowers Street
 Bongaree, Queensland, 4507, Australia

Your Details

Date of Birth : 11/05/1957
 Age: 63
 Tax File Number: Provided
 Date Joined Fund: 17/01/1995
 Service Period Start Date: 17/01/1995
 Date Left Fund:
 Member Code: EDWGAR00002P
 Account Start Date 01/07/2014
 Account Phase: Accumulation Phase
 Account Description: Pension

Nominated Beneficiaries Lynette Edwards
 Vested Benefits 693,602.27
 Total Death Benefit 693,602.27
 Current Salary 0.00
 Previous Salary 0.00
 Disability Benefit 0.00

Your Balance

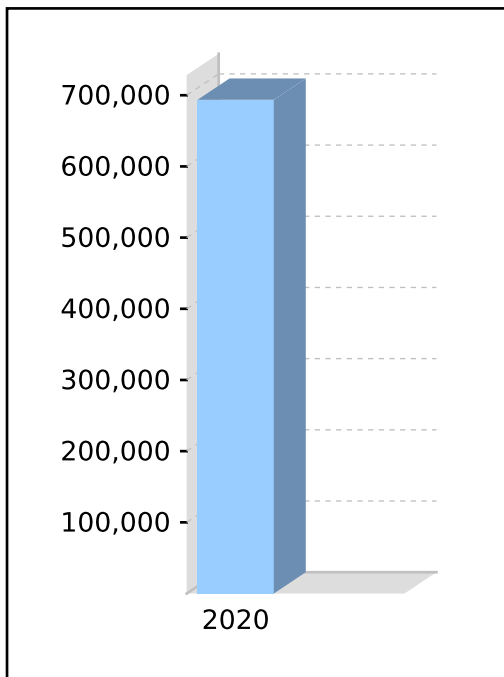
Total Benefits 693,602.27

Preservation Components

Preserved 693,602.27
 Unrestricted Non Preserved
 Restricted Non Preserved

Tax Components

Tax Free (8.49%) 58,886.81
 Taxable 634,715.46



Your Detailed Account Summary

	This Year
Opening balance at 01/07/2019	735,373.05
<u>Increases to Member account during the period</u>	
Employer Contributions	
Personal Contributions (Concessional)	
Personal Contributions (Non Concessional)	
Government Co-Contributions	
Other Contributions	
Proceeds of Insurance Policies	
Transfers In	
Net Earnings	14,537.70
Internal Transfer In	
<u>Decreases to Member account during the period</u>	
Pensions Paid	52,841.33
Contributions Tax	
Income Tax	3,467.15
No TFN Excess Contributions Tax	
Excess Contributions Tax	
Refund Excess Contributions	
Division 293 Tax	
Insurance Policy Premiums Paid	
Management Fees	
Member Expenses	
Benefits Paid/Transfers Out	
Superannuation Surcharge Tax	
Internal Transfer Out	
Closing balance at 30/06/2020	693,602.27

GD & LA Edwards Superannuation Fund

Members Statement

Lynette Edwards
 31 Spowers Street
 Bongaree, Queensland, 4507, Australia

Your Details

Date of Birth : 16/09/1960
 Age: 59
 Tax File Number: Provided
 Date Joined Fund: 24/03/2005
 Service Period Start Date: 01/04/2000
 Date Left Fund:
 Member Code: EDWLYN00001A
 Account Start Date 24/03/2005
 Account Phase: Accumulation Phase
 Account Description: Accumulation

Nominated Beneficiaries Gary Edwards
 Vested Benefits 115,854.18
 Total Death Benefit 115,854.18
 Current Salary 0.00
 Previous Salary 0.00
 Disability Benefit 0.00

Your Balance

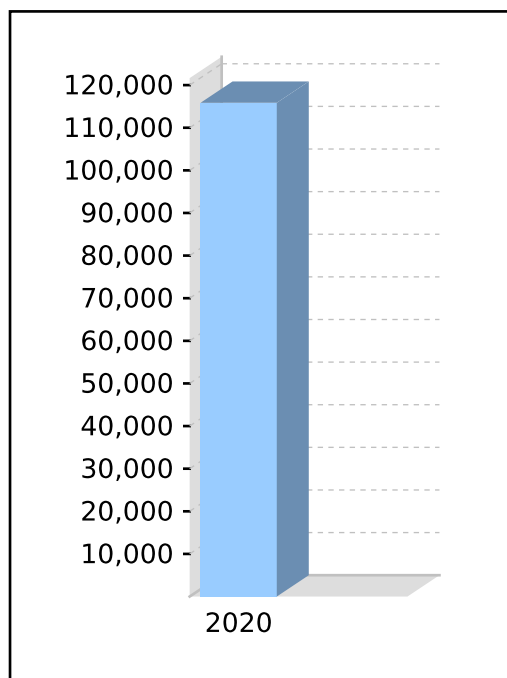
Total Benefits 115,854.18

Preservation Components

Preserved 115,854.18
 Unrestricted Non Preserved
 Restricted Non Preserved

Tax Components

Tax Free 8,594.54
 Taxable 107,259.64



Your Detailed Account Summary

	This Year
Opening balance at 01/07/2019	112,572.97
<u>Increases to Member account during the period</u>	
Employer Contributions	
Personal Contributions (Concessional)	
Personal Contributions (Non Concessional)	1,000.00
Government Co-Contributions	500.00
Other Contributions	
Proceeds of Insurance Policies	
Transfers In	
Net Earnings	2,339.06
Internal Transfer In	
<u>Decreases to Member account during the period</u>	
Pensions Paid	
Contributions Tax	
Income Tax	557.85
No TFN Excess Contributions Tax	
Excess Contributions Tax	
Refund Excess Contributions	
Division 293 Tax	
Insurance Policy Premiums Paid	
Management Fees	
Member Expenses	
Benefits Paid/Transfers Out	
Superannuation Surcharge Tax	
Internal Transfer Out	
Closing balance at 30/06/2020	115,854.18

GD & LA Edwards Superannuation Fund

Pension Summary

As at 30 June 2020

Member Name : Edwards, Gary

Member Age : 62* (Date of Birth : 11/05/1957)

Member Code	Pension Type	Pension Start Date	Tax Free	Min / PF	Minimum	Maximum	Gross Pension Payments	PAYG	Net Pension Payment	Amount to reach Minimum
EDWGAR 00002P	Transition to Retirement Pension	01/07/2014	8.49%	2.00%	\$14,710.00*	\$73,537.31	\$52,841.33	\$0.00	\$52,841.33	NIL

*COVID-19 50% reduction has been applied to the minimum pension amount.

					\$14,710.00	\$73,537.31	\$52,841.33	\$0.00	\$52,841.33	\$0.00
--	--	--	--	--	--------------------	--------------------	--------------------	---------------	--------------------	---------------

Total :

					\$14,710.00	\$73,537.31	\$52,841.33	\$0.00	\$52,841.33	\$0.00
--	--	--	--	--	--------------------	--------------------	--------------------	---------------	--------------------	---------------

*Age as at 01/07/2019 or pension start date for new pensions.

GD & LA Edwards Superannuation Fund

Statement of Taxable Income

For the year ended 30 June 2020

	2020
	\$
Benefits accrued as a result of operations	(35,266.18)
Less	
Realised Accounting Capital Gains	13,608.02
Accounting Trust Distributions	17,723.64
Non Taxable Contributions	2,500.00
	<u>33,831.66</u>
Add	
Decrease in MV of investments	15,317.70
Pension Payments	52,841.33
Franking Credits	4,234.81
Foreign Credits	2.49
Net Capital Gains	9,398.00
Taxable Trust Distributions	15,407.46
Distributed Foreign income	2,250.67
	<u>99,452.46</u>
SMSF Annual Return Rounding	(2.62)
	<u>30,352.00</u>
Taxable Income or Loss	<u>30,352.00</u>
Income Tax on Taxable Income or Loss	4,552.80
Less	
Franking Credits	4,234.81
Foreign Credits	2.49
	<u>315.50</u>
CURRENT TAX OR REFUND	<u>315.50</u>
Supervisory Levy	259.00
Income Tax Instalments Paid	(5,152.00)
AMOUNT DUE OR REFUNDABLE	<u>(4,577.50)</u>

GD & LA Edwards Superannuation Fund

Create Entries Report

For the period 01 July 2019 to 30 June 2020

Create Entries Financial Year Summary 01 July 2019 - 30 June 2020

Total Profit	Amount
Income	30,472.03
Less Expense	65,738.21
Total Profit	(35,266.18)

Tax Summary	Amount
Fund Tax Rate	15.00 %
Total Profit	(35,266.18)
Less Permanent Differences	(15,317.70)
Less Timing Differences	0.00
Less Exempt Pension Income	0.00
Less Other Non Taxable Income	(50,341.33)
Less LIC Deductions	0.00
Add SMSF Non Deductible Expenses	0.00
Add Other Non Deductible Expenses	0.00
Add Total Franking/Foreign/TFN/FRW Credits	4,237.30
Less Realised Accounting Capital Gains	13,608.02
Less Accounting Trust Distributions	17,723.64
Add Taxable Trust Distributions	15,407.46
Add Distributed Foreign income	2,250.67
Add Total Net Capital Gains	9,398.36
Less Tax Losses Deducted	0.00
Add SMSF Annual Return Rounding	(2.98)
Taxable Income	30,352.00
Income Tax on Taxable Income or Loss	4,552.80

Profit/(Loss) Available for Allocation	Amount
Total Available Profit	14,475.15
Franking Credits	4,234.81
TFN Credits	0.00
Foreign Credits	2.49
FRW Credits	0.00
Total	18,709.96

Income Tax Expense Available for Allocation	Amount
Income Tax on Taxable Income or Loss	4,552.80
Member Specific Income Tax	(90.00)
Total Income Tax Expense Allocation	4,462.80

Calculation of Non Deductible Expense Percentage(s)	Amount
---	--------

Calculation of Non Deductible Expense Percentage(s)	Amount
General Expense Calculation	
Total Member Contributions	3,100.00
Net Capital Gains	9,398.00
Gross Interest	136.00
Gross Foreign Income	2,253.00
Unfranked Dividend	1,339.00
Franked Dividend	9,881.00
Dividend Franking Credit	4,234.00
Gross Trust Distributions	15,407.00
Total Assessable Income (A)	45,748.00
Total Assessable Income	45,748.00
Exempt Pension Income	0.00
Total Income (B)	45,748.00
Non Deductible Gen Exp% = 1-(A/B)	
Non Deductible General Expense Percentage	0.000%
Investment Expense Calculation	
Net Capital Gains	9,398.00
Gross Interest	136.00
Gross Foreign Income	2,253.00
Unfranked Dividend	1,339.00
Franked Dividend	9,881.00
Dividend Franking Credit	4,234.00
Gross Trust Distributions	15,407.00
Total Investment Income (B)	42,648.00
Less Non-Assessable Investment Income	0.00
Total Investment Assessable Income (A)	42,648.00
Non Deductible Inv Exp% = 1-(A/B)	
Non-Deductible Investment Expense Percentage	0.000%

Final Segment 1 from 01 July 2019 to 30 June 2020

Pool Name Unsegregated Pool

Total Profit	Amount
Income	30,472.03
Less Expense	65,738.21
Total Profit	(35,266.18)

Create Entries Summary	Amount
Fund Tax Rate	15.00 %
Total Profit	(35,266.18)
Less Permanent Differences	(15,317.70)
Less Timing Differences	0.00
Less Exempt Pension Income	0.00
Less Other Non Taxable Income	(50,341.33)
Add SMSF Non Deductible Expenses	0.00
Add Other Non Deductible Expenses	0.00
Add Total Franking/Foreign/TFN/FRW Credits	4,237.30
Less Realised Accounting Capital Gains	13,608.02
Less Accounting Trust Distributions	17,723.64
Add Taxable Trust Distributions	15,407.46
Add Distributed Foreign income	2,250.67
Add Capital Gains Adjustment	9,398.36
Less Tax Losses Deducted	0.00
Add Taxable Income Adjustment	(2.98)
Taxable Income	30,352.00
Income Tax on Taxable Income or Loss	4,552.80

Member Weighted Balance Summary	Weighting%	Amount
Gary Edwards(EDWGAR00001A)	9.81	88,743.63
Gary Edwards(EDWGAR00002P)	77.69	702,428.95
Lynette Edwards(EDWLYN00001A)	12.50	113,006.03

Profit/(Loss) Available for Allocation	Amount
Total Available Profit	14,475.15
Franking Credits	4,234.81
TFN Credits	0.00
FRW Credits	0.00
Total	18,709.96

Allocation to Members	Weighting%	Amount
Gary Edwards(EDWGAR00001A)	9.81	1,835.45
Gary Edwards(EDWGAR00002P)	77.69	14,535.76
Lynette Edwards(EDWLYN00001A)	12.50	2,338.75

Accumulation Weighted Balance Summary	Weighting%	Amount
Gary Edwards(EDWGAR00001A)	9.81	88,743.63
Gary Edwards(EDWGAR00002P)	77.69	702,428.95
Lynette Edwards(EDWLYN00001A)	12.50	113,006.03

Income Tax Expense Available for Allocation		Amount
Income Tax on Taxable Income or Loss		4,552.80
Member Specific Income Tax		(90.00)
Total Income Tax Expense Allocation		4,462.80

Allocation to Members	Weighting%	Amount
Gary Edwards(EDWGAR00001A)	9.81	437.80
Gary Edwards(EDWGAR00002P)	77.69	3,467.15
Lynette Edwards(EDWLYN00001A)	12.50	557.85

Calculation of daily member weighted balances

Gary Edwards (EDWGAR00001A)

Member Balance

01/07/2019	50010	Opening Balance	88,650.92	88,650.92
19/05/2020	52420	Contributions	600.00	70.49
19/05/2020	53800	Contributions Tax	(90.00)	(10.57)
19/06/2020	52420	Contributions	1,000.00	32.79
Total Amount (Weighted)				88,743.63

Gary Edwards (EDWGAR00002P)

Member Balance

01/07/2019	50010	Opening Balance	735,373.05	735,373.05
07/08/2019	54160	Pensions Paid	(1,800.00)	(1,618.03)
10/09/2019	54160	Pensions Paid	(1,800.00)	(1,450.82)
10/09/2019	54160	Pensions Paid	1,800.00	1,450.82
23/09/2019	54160	Pensions Paid	(1,500.00)	(1,155.74)
25/09/2019	54160	Pensions Paid	(20,000.00)	(15,300.55)
04/10/2019	54160	Pensions Paid	(1,500.00)	(1,110.66)
28/10/2019	54160	Pensions Paid	(2,200.00)	(1,484.70)
29/10/2019	54160	Pensions Paid	(4,000.00)	(2,688.52)
18/11/2019	54160	Pensions Paid	(500.00)	(308.74)
26/11/2019	54160	Pensions Paid	(10,000.00)	(5,956.28)
10/12/2019	54160	Pensions Paid	(1,900.00)	(1,059.02)
02/01/2020	54160	Pensions Paid	(1,800.00)	(890.16)
07/02/2020	54160	Pensions Paid	(1,600.00)	(633.88)
02/03/2020	54160	Pensions Paid	(1,800.00)	(595.08)
04/05/2020	54160	Pensions Paid	(400.00)	(63.39)
19/05/2020	54160	Pensions Paid	(600.00)	(70.49)
30/06/2020	54160	Pensions Paid	(3,241.33)	(8.86)
Total Amount (Weighted)				702,428.95

Lynette Edwards (EDWLYN00001A)

Member Balance

01/07/2019	50010	Opening Balance	112,572.97	112,572.97
12/09/2019	52420	Contributions	500.00	400.27
19/06/2020	52420	Contributions	1,000.00	32.79

Calculation of daily member weighted balances**Total Amount (Weighted)****113,006.03****Calculation of Net Capital Gains**

Capital gains from Unsegregated Pool	52,060.23
Capital gains from Unsegregated Pool - Collectables	0.00
Capital Gain Adjustment from prior segments	0.00
Realised Notional gains	0.00
Carried forward losses from prior years	0.00
Current year capital losses from Unsegregated Pool	37,962.69
Current year capital losses from Unsegregated Pool - Collectables	0.00
Losses Applied	37,962.69
Total CGT Discount Applied	4,699.18
Capital Gain /(Losses carried forward)	9,398.36
CGT allocated in prior segments	0.00
Allocations of Net Capital Gains to Pools	
Capital Gain Proportion - Unsegregated Pool (14097.54/14097.54)=100.00%	9,398.36

Foreign Tax Offset Calculations**Segment 01 July 2019 to 30 June 2020**

Claimable FTO - Unsegregated Pool 2.49

Claimable FTO 2.49**Total Claimable Foreign Credits for the Year 2.49****Foreign Tax Offset (Label C1) 2.49****Applied/Claimed FTO 2.49****Allocations of Foreign Tax Offset to Members**

Gary Edwards(EDWGAR00001A) - 9.81 % 0.24

Gary Edwards(EDWGAR00002P) - 77.69 % 1.94

Lynette Edwards(EDWLYN00001A) - 12.50 % 0.31

Total Foreign Tax Offset Allocated to Members 2.49

Self-managed superannuation fund annual return 2020

Who should complete this annual return?

Only self-managed superannuation funds (SMSFs) can complete this annual return. All other funds must complete the *Fund income tax return 2020* (NAT 71287).

- ❗ The *Self-managed superannuation fund annual return instructions 2020* (NAT 71606) (the instructions) can assist you to complete this annual return.
- ⊖ The SMSF annual return cannot be used to notify us of a change in fund membership. You must update fund details via ABR.gov.au or complete the Change of details for superannuation entities form (NAT 3036).

To complete this annual return

- Print clearly, using a BLACK pen only.
- Use BLOCK LETTERS and print one character per box.

S	M	I	T	H		S	T				
---	---	---	---	---	--	---	---	--	--	--	--
- Place in ALL applicable boxes.

- Postal address for annual returns:

Australian Taxation Office
GPO Box 9845
[insert the name and postcode
of your capital city]

For example;

Australian Taxation Office
GPO Box 9845
SYDNEY NSW 2001

Section A: Fund information

1 **Tax file number (TFN)**

- To assist processing, write the fund's TFN at the top of pages 3, 5, 7 and 9.

- ❗ The ATO is authorised by law to request your TFN. You are not obliged to quote your TFN but not quoting it could increase the chance of delay or error in processing your annual return. See the Privacy note in the Declaration.

2 **Name of self-managed superannuation fund (SMSF)**

3 **Australian business number (ABN)** (if applicable)

4 **Current postal address**

Suburb/town

State/territory

Postcode

5 **Annual return status**

Is this an amendment to the SMSF's 2020 return?

A No Yes

Is this the first required return for a newly registered SMSF?

B No Yes

Tax File Number **6 SMSF auditor**

Auditor's name

Title: Mr Mrs Miss Ms Other

Family name

First given name

Other given names

SMSF Auditor Number

Auditor's phone number

Postal address

Suburb/town

State/territory

Postcode

Date audit was completed

A

Day

Month

Year

Was Part A of the audit report qualified?

B

No

Yes

Was Part B of the audit report qualified?

C

No

Yes

If Part B of the audit report was qualified,
have the reported issues been rectified?**D**

No

Yes

7 Electronic funds transfer (EFT)

We need your self-managed super fund's financial institution details to pay any super payments and tax refunds owing to you.

A Fund's financial institution account details

This account is used for super contributions and rollovers. Do not provide a tax agent account here.

Fund BSB number

Fund account number

Fund account name

I would like my tax refunds made to this account. Go to C.**B Financial institution account details for tax refunds**

This account is used for tax refunds. You can provide a tax agent account here.

BSB number

Account number

Account name

C Electronic service address aliasProvide the electronic service address alias (ESA) issued by your SMSF messaging provider.
(For example, SMSFdataESAAlias). See instructions for more information.

Tax File Number

- 8 Status of SMSF** Australian superannuation fund **A** No Yes Fund benefit structure **B** Code
- Does the fund trust deed allow acceptance of the Government's Super Co-contribution and Low Income Super Amounts? **C** No Yes

9 Was the fund wound up during the income year?

No Yes If yes, provide the date on which the fund was wound up ^{Day} / ^{Month} / ^{Year} Have all tax lodgment and payment obligations been met? No Yes

10 Exempt current pension income

Did the fund pay retirement phase superannuation income stream benefits to one or more members in the income year?

To claim a tax exemption for current pension income, you must pay at least the minimum benefit payment under the law. Record exempt current pension income at Label **A**.

No Go to Section B: Income.

Yes Exempt current pension income amount **A** \$

Which method did you use to calculate your exempt current pension income?

Segregated assets method **B**

Unsegregated assets method **C** Was an actuarial certificate obtained? **D** Yes

Did the fund have any other income that was assessable?

E Yes Go to Section B: Income.

No Choosing 'No' means that you do not have any assessable income, including no-TFN quoted contributions. Go to Section C: Deductions and non-deductible expenses. (Do **not** complete Section B: Income.)

If you are entitled to claim any tax offsets, you can list these at Section D: Income tax calculation statement.

Tax File Number **Provided**

Section B: Income

Do not complete this section if all superannuation interests in the SMSF were supporting superannuation income streams in the retirement phase for the **entire year**, there was **no** other income that was assessable, and you **have not** realised a deferred notional gain. If you are entitled to claim any tax offsets, you can record these at Section D: Income tax calculation statement.

11 Income

Did you have a capital gains tax (CGT) event during the year?

G No Yes

If the total capital loss or total capital gain is greater than \$10,000 or you elected to use the transitional CGT relief in 2017 and the deferred notional gain has been realised, complete and attach a *Capital gains tax (CGT) schedule 2020*.

Have you applied an exemption or rollover?

M No Yes Code

Net capital gain **A** \$

Gross rent and other leasing and hiring income **B** \$

Gross interest **C** \$

Forestry managed investment scheme income **X** \$

Gross foreign income **D1** \$ Net foreign income **D** \$ Loss

Australian franking credits from a New Zealand company **E** \$

Transfers from foreign funds **F** \$ Number

Gross payments where ABN not quoted **H** \$

Calculation of assessable contributions
Assessable employer contributions

R1 \$

plus Assessable personal contributions

R2 \$

plus ****No-TFN-quoted contributions**

R3 \$

(an amount must be included even if it is zero)

less Transfer of liability to life insurance company or PST

R6 \$

Gross distribution from partnerships

I \$ Loss

*Unfranked dividend amount **J** \$

*Franked dividend amount **K** \$

*Dividend franking credit **L** \$

*Gross trust distributions **M** \$ Code

Assessable contributions **R** \$
(**R1** plus **R2** plus **R3** less **R6**)

Calculation of non-arm's length income

*Net non-arm's length private company dividends

U1 \$

plus *Net non-arm's length trust distributions

U2 \$

plus *Net other non-arm's length income

U3 \$

*Other income **S** \$ Code

*Assessable income due to changed tax status of fund **T** \$

Net non-arm's length income **U** \$
(subject to 45% tax rate) (**U1** plus **U2** plus **U3**)

#This is a mandatory label.

*If an amount is entered at this label, check the instructions to ensure the correct tax treatment has been applied.

GROSS INCOME **W** \$ Loss
(Sum of labels **A** to **U**)


Exempt current pension income **Y** \$

TOTAL ASSESSABLE INCOME **V** \$ Loss
(**W** less **Y**)

Tax File Number Provided

Section C: Deductions and non-deductible expenses

12 Deductions and non-deductible expenses

 Under 'Deductions' list all expenses and allowances you are entitled to claim a deduction for. Under 'Non-deductible expenses', list all other expenses or normally allowable deductions that you cannot claim as a deduction (for example, all expenses related to exempt current pension income should be recorded in the 'Non-deductible expenses' column).

	DEDUCTIONS		NON-DEDUCTIBLE EXPENSES
Interest expenses within Australia	A1 \$ <input style="width: 150px;" type="text"/>		A2 \$ <input style="width: 150px;" type="text"/>
Interest expenses overseas	B1 \$ <input style="width: 150px;" type="text"/>		B2 \$ <input style="width: 150px;" type="text"/>
Capital works expenditure	D1 \$ <input style="width: 150px;" type="text"/>		D2 \$ <input style="width: 150px;" type="text"/>
Decline in value of depreciating assets	E1 \$ <input style="width: 150px;" type="text"/>		E2 \$ <input style="width: 150px;" type="text"/>
Insurance premiums – members	F1 \$ <input style="width: 150px;" type="text"/>		F2 \$ <input style="width: 150px;" type="text"/>
SMSF auditor fee	H1 \$ <input style="width: 150px;" type="text" value="869"/>		H2 \$ <input style="width: 150px;" type="text"/>
Investment expenses	I1 \$ <input style="width: 150px;" type="text" value="1,005"/>		I2 \$ <input style="width: 150px;" type="text"/>
Management and administration expenses	J1 \$ <input style="width: 150px;" type="text" value="11,022"/>		J2 \$ <input style="width: 150px;" type="text"/>
Forestry managed investment scheme expense	U1 \$ <input style="width: 150px;" type="text"/>		U2 \$ <input style="width: 150px;" type="text"/>
Other amounts	L1 \$ <input style="width: 150px;" type="text"/>	<small>Code</small> <input style="width: 20px; height: 15px;" type="text"/>	L2 \$ <input style="width: 150px;" type="text" value="246"/>
Tax losses deducted	M1 \$ <input style="width: 150px;" type="text"/>		O <input style="width: 20px; height: 15px;" type="text"/>

TOTAL DEDUCTIONS

N \$

(Total **A1** to **M1**)

TOTAL NON-DEDUCTIBLE EXPENSES

Y \$

(Total **A2** to **L2**)

#TAXABLE INCOME OR LOSS

O \$

(TOTAL ASSESSABLE INCOME less TOTAL DEDUCTIONS)

Loss

TOTAL SMSF EXPENSES

Z \$

(N plus Y)

#This is a mandatory label.

Tax File Number **Section D: Income tax calculation statement****#Important:**

Section B label **R3**, Section C label **O** and Section D labels **A, T1, J, T5** and **I** are mandatory. If you leave these labels blank, you will have specified a zero amount.

13 Calculation statement

Please refer to the *Self-managed superannuation fund annual return instructions 2020* on how to complete the calculation statement.

#Taxable income **A** \$ *(an amount must be included even if it is zero)*#Tax on taxable income **T1** \$ *(an amount must be included even if it is zero)*#Tax on no-TFN-quoted contributions **J** \$ *(an amount must be included even if it is zero)*Gross tax **B** \$ *(T1 plus J)*

Foreign income tax offset

C1 \$

Rebates and tax offsets

C2 \$

Non-refundable non-carry forward tax offsets

C \$ *(C1 plus C2)*

SUBTOTAL 1

T2 \$ *(B less C – cannot be less than zero)*

Early stage venture capital limited partnership tax offset

D1 \$

Early stage venture capital limited partnership tax offset carried forward from previous year

D2 \$

Early stage investor tax offset

D3 \$

Early stage investor tax offset carried forward from previous year

D4 \$

Non-refundable carry forward tax offsets

D \$ *(D1 plus D2 plus D3 plus D4)*

SUBTOTAL 2

T3 \$ *(T2 less D – cannot be less than zero)*

Complying fund's franking credits tax offset

E1 \$

No-TFN tax offset

E2 \$

National rental affordability scheme tax offset

E3 \$

Exploration credit tax offset

E4 \$

Refundable tax offsets

E \$ *(E1 plus E2 plus E3 plus E4)*#TAX PAYABLE **T5** \$ *(T3 less E – cannot be less than zero)*

Section 102AAM interest charge

G \$

Tax File Number Provided

H1 \$	Credit for interest on early payments – amount of interest	<input style="width: 95%;" type="text"/>
H2 \$	Credit for tax withheld – foreign resident withholding (excluding capital gains)	<input style="width: 95%;" type="text"/>
H3 \$	Credit for tax withheld – where ABN or TFN not quoted (non-individual)	<input style="width: 95%;" type="text"/>
H5 \$	Credit for TFN amounts withheld from payments from closely held trusts	<input style="width: 95%;" type="text" value="0.00"/>
H6 \$	Credit for interest on no-TFN tax offset	<input style="width: 95%;" type="text"/>
H8 \$	Credit for foreign resident capital gains withholding amounts	<input style="width: 95%;" type="text" value="0.00"/>
Eligible credits		H \$ <input style="width: 95%;" type="text"/>
<small>(H1 plus H2 plus H3 plus H5 plus H6 plus H8)</small>		

#Tax offset refunds <small>(Remainder of refundable tax offsets)</small>	I \$	<input style="width: 95%;" type="text" value="0.00"/>
<small>(unused amount from label E – an amount must be included even if it is zero)</small>		

PAYG instalments raised

K \$

Supervisory levy

L \$

Supervisory levy adjustment for wound up funds

M \$

Supervisory levy adjustment for new funds

N \$

AMOUNT DUE OR REFUNDABLE <small>A positive amount at S is what you owe, while a negative amount is refundable to you.</small>	S \$	<input style="width: 95%;" type="text" value="-4,577.50"/>
<small>(T5 plus G less H less I less K plus L less M plus N)</small>		

#This is a mandatory label.

Section E: Losses

14 Losses

! If total loss is greater than \$100,000, complete and attach a Losses schedule 2020.

Tax losses carried forward to later income years **U \$**

Net capital losses carried forward to later income years **V \$**

Tax File Number

Section F: Member information

MEMBER 1

Title: Mr Mrs Miss Ms Other

Family name

First given name Other given names

Member's TFN See the Privacy note in the Declaration. Date of birth Day / Month / Year

Contributions

I Refer to instructions for completing these labels.

Employer contributions **A** \$

ABN of principal employer **A1**

Personal contributions **B** \$

CGT small business retirement exemption **C** \$

CGT small business 15-year exemption amount **D** \$

Personal injury election **E** \$

Spouse and child contributions **F** \$

Other third party contributions **G** \$

Proceeds from primary residence disposal **H** \$

Receipt date **H1** Day / Month / Year

Assessable foreign superannuation fund amount **I** \$

Non-assessable foreign superannuation fund amount **J** \$

Transfer from reserve: assessable amount **K** \$

Transfer from reserve: non-assessable amount **L** \$

Contributions from non-complying funds and previously non-complying funds **T** \$

Any other contributions (including Super Co-contributions and Low Income Super Amounts) **M** \$

TOTAL CONTRIBUTIONS N \$ (Sum of labels **A** to **M**)

Other transactions

Accumulation phase account balance **S1** \$

Retirement phase account balance - Non CDBIS **S2** \$

Retirement phase account balance - CDBIS **S3** \$

TRIS Count

Allocated earnings or losses **O** \$ Loss

Inward rollovers and transfers **P** \$

Outward rollovers and transfers **Q** \$

Lump Sum payments **R1** \$

Income stream payments **R2** \$

CLOSING ACCOUNT BALANCE S \$ (**S1** plus **S2** plus **S3**)

Accumulation phase value **X1** \$

Retirement phase value **X2** \$

Outstanding limited recourse borrowing arrangement amount **Y** \$

Tax File Number

MEMBER 2

Title: Mr Mrs Miss Ms Other

Family name

First given name Other given names

Member's TFN See the Privacy note in the Declaration. Date of birth / /

Contributions

OPENING ACCOUNT BALANCE \$

I Refer to instructions for completing these labels.

Employer contributions

A \$

ABN of principal employer

A1

Personal contributions

B \$

CGT small business retirement exemption

C \$

CGT small business 15-year exemption amount

D \$

Personal injury election

E \$

Spouse and child contributions

F \$

Other third party contributions

G \$

Proceeds from primary residence disposal

H \$

Receipt date Day / Month / Year

H1

Assessable foreign superannuation fund amount

I \$

Non-assessable foreign superannuation fund amount

J

Transfer from reserve: assessable amount

K \$

Transfer from reserve: non-assessable amount

L \$

Contributions from non-complying funds and previously non-complying funds

T \$

Any other contributions (including Super Co-contributions and Low Income Super Amounts)

M \$

TOTAL CONTRIBUTIONS N \$

(Sum of labels **A** to **M**)

Other transactions

Allocated earnings or losses **O** \$ Loss

Inward rollovers and transfers **P** \$

Outward rollovers and transfers **Q** \$

Lump Sum payments **R1** \$ Code

Income stream payments **R2** \$ Code

Accumulation phase account balance

S1 \$

Retirement phase account balance - Non CDBIS

S2 \$

Retirement phase account balance - CDBIS

S3 \$

TRIS Count

CLOSING ACCOUNT BALANCE S \$

(**S1** plus **S2** plus **S3**)

Accumulation phase value **X1** \$

Retirement phase value **X2** \$

Outstanding limited recourse borrowing arrangement amount **Y** \$

Tax File Number Provided

Section H: Assets and liabilities

15 ASSETS

15a Australian managed investments

Listed trusts **A** \$

Unlisted trusts **B** \$ 528,612

Insurance policy **C** \$

Other managed investments **D** \$

15b Australian direct investments

Cash and term deposits **E** \$ 117,906

Limited recourse borrowing arrangements

Australian residential real property
J1 \$

Australian non-residential real property
J2 \$

Overseas real property
J3 \$

Australian shares
J4 \$

Overseas shares
J5 \$

Other
J6 \$

Property count
J7

Debt securities **F** \$

Loans **G** \$

Listed shares **H** \$ 227,669

Unlisted shares **I** \$

Limited recourse borrowing arrangements **J** \$

Non-residential real property **K** \$

Residential real property **L** \$

Collectables and personal use assets **M** \$

Other assets **O** \$ 31,840

15c Other investments

Crypto-Currency **N** \$

15d Overseas direct investments

Overseas shares **P** \$

Overseas non-residential real property **Q** \$

Overseas residential real property **R** \$

Overseas managed investments **S** \$

Other overseas assets **T** \$

TOTAL AUSTRALIAN AND OVERSEAS ASSETS
U \$ 906,027

(Sum of labels **A** to **T**)

15e In-house assets

Did the fund have a loan to, lease to or investment in, related parties (known as in-house assets) at the end of the income year? **A** No Yes \$

Tax File Number

15f Limited recourse borrowing arrangements

If the fund had an LRBA were the LRBA borrowings from a licensed financial institution? **A** No Yes

Did the members or related parties of the fund use personal guarantees or other security for the LRBA? **B** No Yes

16 LIABILITIES

Borrowings for limited recourse borrowing arrangements	V1 \$ <input type="text"/>		
Permissible temporary borrowings	V2 \$ <input type="text"/>		
Other borrowings	V3 \$ <input type="text"/>		
		Borrowings	V \$ <input type="text"/>
(total of all CLOSING ACCOUNT BALANCES from Sections F and G)		Total member closing account balances	W \$ <input type="text" value="901,014"/>
		Reserve accounts	X \$ <input type="text"/>
		Other liabilities	Y \$ <input type="text" value="5,013"/>
		TOTAL LIABILITIES	Z \$ <input type="text" value="906,027"/>

Section I: Taxation of financial arrangements

17 Taxation of financial arrangements (TOFA)

Total TOFA gains **H** \$

Total TOFA losses **I** \$

Section J: Other information

Family trust election status

If the trust or fund has made, or is making, a family trust election, write the four-digit **income year specified** of the election (for example, for the 2019-20 income year, write **2020**). **A**

If revoking or varying a family trust election, print **R** for revoke or print **V** for variation, and complete and attach the *Family trust election, revocation or variation 2020*. **B**

Interposed entity election status

If the trust or fund has an existing election, write the earliest income year specified. If the trust or fund is making one or more elections this year, write the earliest income year being specified and complete an *Interposed entity election or revocation 2020* for each election. **C**

If revoking an interposed entity election, print **R**, and complete and attach the *Interposed entity election or revocation 2020*. **D**

Tax File Number **Section K: Declarations**

Penalties may be imposed for false or misleading information in addition to penalties relating to any tax shortfalls.

Important

Before making this declaration check to ensure that all income has been disclosed and the annual return, all attached schedules and any additional documents are true and correct in every detail. If you leave labels blank, you will have specified a zero amount or the label was not applicable to you. If you are in doubt about any aspect of the annual return, place all the facts before the ATO.

Privacy

The ATO is authorised by the **Taxation Administration Act 1953** to request the provision of tax file numbers (TFNs). We will use the TFN to identify the entity in our records. It is not an offence not to provide the TFN. However if you do not provide the TFN, the processing of this form may be delayed.

Taxation law authorises the ATO to collect information and disclose it to other government agencies. For information about your privacy go to ato.gov.au/privacy

TRUSTEE'S OR DIRECTOR'S DECLARATION:

I declare that, the current trustees and directors have authorised this annual return and it is documented as such in the SMSF's records. I have received a copy of the audit report and are aware of any matters raised therein. The information on this annual return, including any attached schedules and additional documentation is true and correct.

Authorised trustee's, director's or public officer's signature

Date / /

Preferred trustee or director contact details:

Title: Mr Mrs Miss Ms Other

Family name

First given name

Other given names

Phone number

Email address

Non-individual trustee name (if applicable)

ABN of non-individual trustee

Time taken to prepare and complete this annual return Hrs

! The Commissioner of Taxation, as Registrar of the Australian Business Register, may use the ABN and business details which you provide on this annual return to maintain the integrity of the register. For further information, refer to the instructions.

TAX AGENT'S DECLARATION:

I declare that the Self-managed superannuation fund annual return 2020 has been prepared in accordance with information provided by the trustees, that the trustees have given me a declaration stating that the information provided to me is true and correct, and that the trustees have authorised me to lodge this annual return.

Tax agent's signature

Date / /

Tax agent's contact details

Title: Mr Mrs Miss Ms Other

Family name

First given name

Other given names

Tax agent's practice

Tax agent's phone number

Reference number

Tax agent number

Capital gains tax (CGT) schedule

2020

When completing this form

- Print clearly, using a black or dark blue pen only.
- Use BLOCK LETTERS and print one character in each box.

S	M	I	T	H		S	T												
---	---	---	---	---	--	---	---	--	--	--	--	--	--	--	--	--	--	--	--

- Do not use correction fluid or covering stickers.
- Sign next to any corrections with your **full signature** (not initials).

- Use in conjunction with company, trust, fund income tax return or the self-managed superannuation fund annual return.
- Refer to the *Guide to capital gains tax 2020* available on our website at ato.gov.au for instructions on how to complete this schedule.

Tax file number (TFN)

i We are authorised by law to request your TFN. You do not have to quote your TFN. However, if you don't it could increase the chance of delay or error in processing your form.

Australian business number (ABN)

Taxpayer's name

1 Current year capital gains and capital losses

	Capital gain	Capital loss
Shares in companies listed on an Australian securities exchange	A \$ <input type="text" value="48,369"/>	K \$ <input type="text" value="27,584"/>
Other shares	B \$ <input type="text"/>	L \$ <input type="text"/>
Units in unit trusts listed on an Australian securities exchange	C \$ <input type="text" value="3,690"/>	M \$ <input type="text" value="10,377"/>
Other units	D \$ <input type="text"/>	N \$ <input type="text"/>
Real estate situated in Australia	E \$ <input type="text"/>	O \$ <input type="text"/>
Other real estate	F \$ <input type="text"/>	P \$ <input type="text"/>
Amount of capital gains from a trust (including a managed fund)	G \$ <input type="text"/>	
Collectables	H \$ <input type="text"/>	Q \$ <input type="text"/>
Other CGT assets and any other CGT events	I \$ <input type="text"/>	R \$ <input type="text"/>
Amount of capital gain previously deferred under transitional CGT relief for superannuation funds	S \$ <input type="text" value="0"/>	
Total current year capital gains	J \$ <input type="text" value="52,059"/>	

Add the amounts at labels **K** to **R** and write the total in item 2 label **A – Total current year capital losses**.

Tax File Number

Provided

2 Capital lossesTotal current year capital losses **A** \$ 37,961Total current year capital losses applied **B** \$ 37,962Total prior year net capital losses applied **C** \$Total capital losses transferred in applied
(only for transfers involving a foreign bank branch or
permanent establishment of a foreign financial entity) **D** \$Total capital losses applied **E** \$ 37,962Add amounts at **B**, **C** and **D**.**3 Unapplied net capital losses carried forward**Net capital losses from collectables carried forward to later income years **A** \$Other net capital losses carried forward to later income years **B** \$Add amounts at **A** and **B** and transfer the total
to label **V – Net capital losses carried forward
to later income years** on your tax return.**4 CGT discount**Total CGT discount applied **A** \$ 4,699**5 CGT concessions for small business**Small business active asset reduction **A** \$Small business retirement exemption **B** \$Small business rollover **C** \$Total small business concessions applied **D** \$**6 Net capital gain**Net capital gain **A** \$ 9,398**1J less 2E less 4A less 5D** (cannot be less than
zero). Transfer the amount at **A** to label **A – Net
capital gain** on your tax return.

Tax File Number

Provided

7 Earnout arrangements

Are you a party to an earnout arrangement? **A** Yes, as a buyer Yes, as a seller No
 (Print in the appropriate box.)

! If you are a party to more than one earnout arrangement, copy and attach a separate sheet to this schedule providing the details requested here for each additional earnout arrangement.

How many years does the earnout arrangement run for? **B**

What year of that arrangement are you in? **C**

If you are the seller, what is the total estimated capital proceeds from the earnout arrangement? **D** \$

Amount of any capital gain or loss you made under your non-qualifying arrangement in the income year. **E** \$ / ^{LOSS}

! Request for amendment

If you received or provided a financial benefit under a look-through earnout right created in an earlier income year and you wish to seek an amendment to that earlier income year, complete the following:

Income year earnout right created **F**

Amended net capital gain or capital losses carried forward **G** \$ / ^{LOSS}

8 Other CGT information required (if applicable)

Small business 15 year exemption – exempt capital gains **A** \$ / ^{CODE}

Capital gains disregarded by a foreign resident **B** \$

Capital gains disregarded as a result of a scrip for scrip rollover **C** \$

Capital gains disregarded as a result of an inter-company asset rollover **D** \$

Capital gains disregarded by a demerging entity **E** \$

Tax File Number

Taxpayer's declaration

! If the schedule is not lodged with the income tax return you are required to sign and date the schedule.

Important

Before making this declaration check to ensure that all the information required has been provided on this form and any attachments to this form, and that the information provided is true and correct in every detail. If you are in doubt about any aspect of the tax return, place all the facts before the ATO. The income tax law imposes heavy penalties for false or misleading statements.

Privacy

Taxation law authorises the ATO to collect information and disclose it to other government agencies. This includes personal information of the person authorised to sign the declaration. For information about your privacy go to ato.gov.au/privacy

I declare that the information on this form is true and correct.

Signature

Date

Day	Month	Year
<input type="text"/>	<input type="text"/>	<input type="text"/>

Contact name

Gary Edwards

Daytime contact number (include area code)

0427213560

Losses schedule

2020

Companies and trusts that do not join consolidated groups should complete and attach this schedule to their 2020 tax return. Superannuation funds should complete and attach this schedule to their 2020 tax return.

Print neatly in BLOCK LETTERS with a black or blue ballpoint pen only. Print one letter or number in each box. Do not use correction fluid or tape.

Place in all applicable boxes.

Refer to *Losses schedule instructions 2020*, available on our website ato.gov.au for instructions on how to complete this schedule.

Tax file number (TFN)

Provided

Name of entity

GD & LA Edwards Superannuation Fund

Australian business number

50745412059

Part A – Losses carried forward to the 2020–21 income year – excludes film losses

1 Tax losses carried forward to later income years

Year of loss		
2019–20	B	<input type="text"/>
2018–19	C	<input type="text"/>
2017–18	D	<input type="text"/>
2016–17	E	<input type="text"/>
2015–16	F	<input type="text"/>
2014–15 and earlier income years	G	<input type="text"/>
Total	U	<input type="text"/>

Transfer the amount at **U** to the **Tax losses carried forward to later income years** label on your tax return.

2 Net capital losses carried forward to later income years

Year of loss		
2019–20	H	<input type="text"/>
2018–19	I	<input type="text"/>
2017–18	J	<input type="text"/>
2016–17	K	<input type="text"/>
2015–16	L	<input type="text"/>
2014–15 and earlier income years	M	<input type="text"/>
Total	V	<input type="text"/>

Transfer the amount at **V** to the **Net capital losses carried forward to later income years** label on your tax return.

Tax File Number **Part B – Ownership and business continuity test** – company and listed widely held trust only

Complete item 3 of **Part B** if a loss is being carried forward to later income years and the business continuity test has to be satisfied in relation to that loss.

Do not complete items 1 or 2 of **Part B** if, in the 2019–20 income year, no loss has been claimed as a deduction, applied against a net capital gain or, in the case of companies, losses have not been transferred in or out.

1 Whether continuity of majority ownership test passed

Note: If the entity has deducted, applied, transferred in or transferred out (as applicable) in the 2019–20 income year a loss incurred in any of the listed years, print **X** in the **Yes** or **No** box to indicate whether the entity has satisfied the continuity of majority ownership test in respect of that loss.

Year of loss		Yes	No
2019–20	A	<input type="checkbox"/>	<input type="checkbox"/>
2018–19	B	<input type="checkbox"/>	<input type="checkbox"/>
2017–18	C	<input type="checkbox"/>	<input type="checkbox"/>
2016–17	D	<input type="checkbox"/>	<input type="checkbox"/>
2015–16	E	<input type="checkbox"/>	<input type="checkbox"/>
2014–15 and earlier income years	F	<input type="checkbox"/>	<input type="checkbox"/>

2 Amount of losses deducted/applied for which the continuity of majority ownership test is not passed but the business continuity test is satisfied – excludes film lossesTax losses **G** Net capital losses **H** **3 Losses carried forward for which the business continuity test must be satisfied before they can be deducted/applied in later years** – excludes film lossesTax losses **I** Net capital losses **J** **4 Do current year loss provisions apply?**

Is the company required to calculate its taxable income or tax loss for the year under Subdivision 165-B or its net capital gain or net capital loss for the year under Subdivision 165-CB of the *Income Tax Assessment Act 1997* (ITAA 1997)?

K Yes No **Part C – Unrealised losses** – company only

Note: These questions relate to the operation of Subdivision 165-CC of ITAA 1997.

Has a changeover time occurred in relation to the company after 1.00pm by legal time in the Australian Capital Territory on 11 November 1999?

L Yes No

If you printed **X** in the **No** box at **L**, do not complete **M**, **N** or **O**.

At the changeover time did the company satisfy the maximum net asset value test under section 152-15 of ITAA 1997?

M Yes No

If you printed **X** in the **No** box at **M**, has the company determined it had an unrealised net loss at the changeover time?

N Yes No

If you printed **X** in the **Yes** box at **N**, what was the amount of unrealised net loss calculated under section 165-115E of ITAA 1997?

O

Tax File Number **Part D – Life insurance companies**Complying superannuation class tax losses carried forward to later income years **P** Complying superannuation net capital losses carried forward to later income years **Q** **Part E – Controlled foreign company losses**Current year CFC losses **M** CFC losses deducted **N** CFC losses carried forward **O** **Part F – Tax losses reconciliation statement**Balance of tax losses brought forward from the prior income year **A** **ADD** Uplift of tax losses of designated infrastructure project entities **B** **SUBTRACT** Net forgiven amount of debt **C** **ADD** Tax loss incurred (if any) during current year **D** **ADD** Tax loss amount from conversion of excess franking offsets **E** **SUBTRACT** Net exempt income **F** **SUBTRACT** Tax losses forgone **G** **SUBTRACT** Tax losses deducted **H** **SUBTRACT** Tax losses transferred out under Subdivision 170-A
(only for transfers involving a foreign bank branch or a PE of a foreign financial entity) **I** Total tax losses carried forward to later income years **J**

Tax File Number

If the schedule is not lodged with the income tax return you are required to sign and date the schedule.

Important

Before making this declaration check to ensure that all the information required has been provided on this form and any attachments to this form, and that the information provided is true and correct in every detail. If you are in doubt about any aspect of the tax return, place all the facts before the ATO. The income tax law imposes heavy penalties for false or misleading statements.

Privacy

Taxation law authorises the ATO to collect information and disclose it to other government agencies. This includes personal information of the person authorised to sign the declaration. For information about your privacy go to ato.gov.au/privacy

Taxpayer's declaration

I declare that the information on this form is true and correct.

Signature

Date / /

Contact person

Daytime contact number (include area code)

GD & LA Edwards Superannuation Fund

General Ledger

As at 30 June 2020

Transaction Date	Description	Units	Debit	Credit	Balance \$
Distributions Received (23800)					
<u>Edwards Family Unit Trust (EDWA.AX)</u>					
02/08/2019	INTERNET TRANSFER INTERNET TRANSFER 3 McDowall St rent			2,231.62	2,231.62 CR
02/10/2019	INTERNET TRANSFER INTERNET TRANSFER Rental inc GDE PROPERTIES			2,000.00	4,231.62 CR
25/10/2019	INTERNET TRANSFER INTERNET TRANSFER PAYG GDE Properties			400.00	4,631.62 CR
04/11/2019	INTERNET TRANSFER INTERNET TRANSFER GDE prop rent into 3250			1,000.00	5,631.62 CR
06/12/2019	INTERNET TRANSFER INTERNET TRANSFER 3 Mcdoall rent GDE Properties			2,500.00	8,131.62 CR
02/01/2020	INTERNET TRANSFER INTERNET TRANSFER 3 McDowall rent 2302			1,840.00	9,971.62 CR
07/02/2020	INTERNET TRANSFER INTERNET TRANSFER 3mcdowall rent GDE Properties			2,000.00	11,971.62 CR
02/03/2020	INTERNET TRANSFER INTERNET TRANSFER rent to nominees GDE PROP PL			1,000.00	12,971.62 CR
02/04/2020	INTERNET TRANSFER ONLINE Y6813735824 3 McDowall St rent GDE PROP PL			2,104.75	15,076.37 CR
04/05/2020	INTERNET TRANSFER ONLINE P8809745113 3 Mcdowall rent GDE PROP PL			293.88	15,370.25 CR
				15,370.25	15,370.25 CR
<u>Lendlease Group (LLC.AX2)</u>					
16/09/2019	LLC Dividend [LLC Distribution] [LLC Distribution]			244.20	244.20 CR
17/03/2020	LLC Dividend			244.20	488.40 CR
31/03/2020	LLC Transactions		382.71		105.69 CR
30/06/2020	LLC.AX2 - Lendlease Group - Generate Tax Data - 30/06/2020				105.69 CR
30/06/2020	LLC.AX2 - Lendlease Group - Generate Tax Data - 30/06/2020				105.69 CR
30/06/2020	LLC.AX2 - Lendlease Group - Generate Tax Data - 30/06/2020				105.69 CR
30/06/2020	LLC.AX2 - Lendlease Group - Generate Tax Data - 30/06/2020				105.69 CR
30/06/2020	LLC.AX2 - Lendlease Group - Generate Tax Data - 30/06/2020				105.69 CR
			382.71	488.40	105.69 CR
<u>Nb Global Corporate Income Trust (NBI.AX)</u>					
09/08/2019	NBI Dividend [System Matched Income Data]			224.77	224.77 CR
10/09/2019	NBI Dividend [System Matched Income Data]			224.77	449.54 CR
10/10/2019	NBI Dividend			224.77	674.31 CR
11/11/2019	NBI Dividend [System Matched Income Data]			224.77	899.08 CR
11/12/2019	NBI Dividend			224.77	1,123.85 CR
10/01/2020	NBI Dividend			224.77	1,348.62 CR
11/02/2020	NBI Dividend [System Matched Income Data]			224.77	1,573.39 CR
06/03/2020	NBI Dividend [System Matched Income Data]			224.77	1,798.16 CR
09/04/2020	NBI Dividend Paid			224.77	2,022.93 CR
11/05/2020	NBI Dividend Paid [System Matched			224.77	2,247.70 CR

GD & LA Edwards Superannuation Fund

General Ledger

As at 30 June 2020

Transaction Date	Description	Units	Debit	Credit	Balance \$
	Income Data]				
30/06/2020	NBI.AX - Nb Global Corporate Income Trust - Generate Tax Data - 30/06/2020				2,247.70 CR
30/06/2020	NBI.AX - Nb Global Corporate Income Trust - Generate Tax Data - 30/06/2020				2,247.70 CR
			0.00	2,247.70	2,247.70 CR
Dividends Received (23900)					
<u>Ansell Limited - Ordinary Fully Paid (ANN.AX)</u>					
05/09/2019	ANN Dividend			151.95	151.95 CR
05/09/2019	ANN Dividend			0.60	152.55 CR
				152.55	152.55 CR
<u>Blackmores Limited (BKL.AX)</u>					
12/09/2019	BKL Dividend [System Matched Income Data]			59.50	59.50 CR
				59.50	59.50 CR
<u>Commonwealth Bank Of Australia. (CBA.AX)</u>					
26/09/2019	CBA Dividend [System Matched Income Data]			662.97	662.97 CR
31/03/2020	CBA Dividend [System Matched Income Data]			574.00	1,236.97 CR
				1,236.97	1,236.97 CR
<u>Challenger Limited - Cnv Pref 3-Bbsw+3.40% Perp Sub Non-Cum Red T-05-22 (CGFPA.AX)</u>					
26/08/2019	CGFPA Dividend [System Matched Income Data]			168.84	168.84 CR
25/11/2019	CGFPA Dividend [System Matched Income Data]			152.76	321.60 CR
25/02/2020	CGFPA Dividend [System Matched Income Data]			152.76	474.36 CR
25/05/2020	CGFPA Dividend [System Matched Income Data]			146.73	621.09 CR
				621.09	621.09 CR
<u>Lendlease Group (LLC.AX2)</u>					
31/03/2020	LLC Transactions			257.13	257.13 CR
				257.13	257.13 CR
<u>Magellan Financial Group Limited (MFG.AX)</u>					
27/02/2020	MFG Dividend			365.10	365.10 CR
				365.10	365.10 CR
<u>National Australia Bank Limited (NAB.AX)</u>					
03/07/2019	NAB Dividend [System Matched Income Data]			636.61	636.61 CR
12/12/2019	NAB Dividend [System Matched Income Data]			636.61	1,273.22 CR
				1,273.22	1,273.22 CR
<u>Orora Limited (ORA.AX)</u>					
21/10/2019	ORA Dividend [System Matched Income Data]			412.62	412.62 CR
09/04/2020	ORA Dividend Paid [System Matched Income Data]			412.62	825.24 CR
				825.24	825.24 CR
<u>RIO Tinto Limited (RIO.AX)</u>					
16/04/2020	RIO Dividend Paid			779.92	779.92 CR

GD & LA Edwards Superannuation Fund

General Ledger

As at 30 June 2020

Transaction Date	Description	Units	Debit	Credit	Balance \$
				779.92	779.92 CR
<u>Reliance Worldwide Corporation Limited (RWC.AX)</u>					
11/10/2019	RWC Dividend [System Matched Income Data]			124.00	124.00 CR
				124.00	124.00 CR
<u>Sonic Healthcare Limited (SHL.AX)</u>					
25/09/2019	SHL Dividend [System Matched Income Data]			223.89	223.89 CR
25/03/2020	SHL Dividend [System Matched Income Data]			149.26	373.15 CR
				373.15	373.15 CR
<u>Smartgroup Corporation Ltd - Ordinary Fully Paid (SIQ.AX)</u>					
16/09/2019	SIQ Dividend [System Matched Income Data]			560.94	560.94 CR
16/03/2020	SIQ Dividend [System Matched Income Data]			560.94	1,121.88 CR
				1,121.88	1,121.88 CR
<u>Westpac Banking Corporation (WBC.AX)</u>					
20/12/2019	WBC Dividend [System Matched Income Data]			620.00	620.00 CR
				620.00	620.00 CR
<u>Westpac Banking Corporation (WBCPG.AX)</u>					
01/07/2019	WBCPG Dividend [System Matched Income Data]			488.12	488.12 CR
30/09/2019	WBCPG Dividend [System Matched Income Data]			447.37	935.49 CR
30/12/2019	WBCPG Dividend [System Matched Income Data]			422.59	1,358.08 CR
30/03/2020	WBCPG Dividend [System Matched Income Data]			421.68	1,779.76 CR
30/06/2020	WBCPG Dividend Paid [System Matched Income Data]			386.12	2,165.88 CR
				2,165.88	2,165.88 CR
<u>Woodside Petroleum Ltd (WPL.AX)</u>					
20/09/2019	WPL Dividend			0.99	0.99 CR
20/09/2019	WPL Dividend			257.75	258.74 CR
20/03/2020	WPL Dividend			16.43	275.17 CR
20/03/2020	WPL Dividend			970.35	1,245.52 CR
				1,245.52	1,245.52 CR
Contributions (24200)					
<u>(Contributions) Edwards, Gary - Accumulation (EDWGAR00001A)</u>					
19/05/2020	INTERNET TRANSFER ONLINE T5060288759			600.00	600.00 CR
19/06/2020	INTERNET TRANSFER ONLINE B9437956064 Gary super contrib EDWARDS GD*L			1,000.00	1,600.00 CR
				1,600.00	1,600.00 CR
<u>(Contributions) Edwards, Lynette - Accumulation (EDWLYN00001A)</u>					
12/09/2019	ATO006000011344301ATO 012721			500.00	500.00 CR
19/06/2020	INTERNET TRANSFER ONLINE X9517234664 Lyn super contrib EDWARDS GD*L			1,000.00	1,500.00 CR
				1,500.00	1,500.00 CR
Changes in Market Values of Investments (24700)					

GD & LA Edwards Superannuation Fund
General Ledger

As at 30 June 2020

Transaction Date	Description	Units	Debit	Credit	Balance \$
<u>Changes in Market Values of Investments (24700)</u>					
06/08/2019	Sell 2 MFG (MFG.AX)			69.13	69.13 CR
06/08/2019	Unrealised Gain writeback as at 06/08/2019 (MFG.AX)		59.60		9.53 CR
06/08/2019	Sell 9207 MGG (MGG.AX)			3,095.53	3,105.06 CR
06/08/2019	Unrealised Gain writeback as at 06/08/2019 (MGG.AX)		3,435.50		330.44 DR
08/08/2019	Sell 291 MFG (MFG.AX)			10,550.53	10,220.09 CR
08/08/2019	Unrealised Gain writeback as at 08/08/2019 (MFG.AX)		8,671.83		1,548.26 CR
28/10/2019	Sell 7 ANN (ANN.AX)			52.20	1,600.46 CR
28/10/2019	Unrealised Gain writeback as at 28/10/2019 (ANN.AX)		47.46		1,553.00 CR
30/10/2019	Sell 391 ANN (ANN.AX)			2,915.78	4,468.78 CR
30/10/2019	Unrealised Gain writeback as at 30/10/2019 (ANN.AX)		2,650.93		1,817.85 CR
28/02/2020	Sell 85 BKL (BKL.AX)		4,428.88		2,611.03 DR
28/02/2020	Unrealised Gain writeback as at 28/02/2020 (BKL.AX)			2,325.15	285.88 DR
28/02/2020	Sell 54 CBA (CBA.AX)			559.81	273.93 CR
28/02/2020	Unrealised Gain writeback as at 28/02/2020 (CBA.AX)		651.03		377.10 DR
28/02/2020	Sell 99 MFG (MFG.AX)			356.88	20.22 DR
28/02/2020	Sell 1026 ORA (ORA.AX)		105.58		125.80 DR
28/02/2020	Unrealised Gain writeback as at 28/02/2020 (ORA.AX)		779.70		905.50 DR
28/02/2020	Sell 102 RIO (RIO.AX)		562.37		1,467.87 DR
28/02/2020	Sell 371 RWC (RWC.AX)			184.53	1,283.34 DR
28/02/2020	Unrealised Gain writeback as at 28/02/2020 (RWC.AX)		238.75		1,522.09 DR
28/02/2020	Sell 50 SIQ (SIQ.AX)			70.97	1,451.12 DR
28/02/2020	Unrealised Gain writeback as at 28/02/2020 (SIQ.AX)		114.53		1,565.65 DR
28/02/2020	Sell 327 WPL (WPL.AX)		1,427.31		2,992.96 DR
28/02/2020	Unrealised Gain writeback as at 28/02/2020 (WPL.AX)		650.13		3,643.09 DR
02/03/2020	Sell 33 CBA (CBA.AX)			294.38	3,348.71 DR
02/03/2020	Unrealised Gain writeback as at 02/03/2020 (CBA.AX)		397.85		3,746.56 DR
02/03/2020	Sell 814 LLC (Auto reprocessed due to distribution entered / deleted on 30/06/2020) (LLC.AX)			3,363.09	383.47 DR
02/03/2020	Unrealised Gain writeback as at 02/03/2020 (LLC.AX)			333.28	50.19 DR
02/03/2020	Sell 12 MFG (MFG.AX)			45.58	4.61 DR
02/03/2020	Sell 185 NAB (NAB.AX)		274.95		279.56 DR
02/03/2020	Unrealised Gain writeback as at 02/03/2020 (NAB.AX)		63.55		343.11 DR
02/03/2020	Sell 206 WBC (WBC.AX)		1,496.14		1,839.25 DR
02/03/2020	Unrealised Gain writeback as at 02/03/2020 (WBC.AX)			386.05	1,453.20 DR
02/03/2020	Sell 684 WPL (WPL.AX)		2,205.66		3,658.86 DR
02/03/2020	Unrealised Gain writeback as at 02/03/2020 (WPL.AX)		1,359.90		5,018.76 DR
03/03/2020	Sell 69 CBA (CBA.AX)			732.00	4,286.76 DR
03/03/2020	Unrealised Gain writeback as at 03/03/2020 (CBA.AX)		831.87		5,118.63 DR
03/03/2020	Sell 80 MFG (MFG.AX)			357.56	4,761.07 DR

GD & LA Edwards Superannuation Fund

General Ledger

As at 30 June 2020

Transaction Date	Description	Units	Debit	Credit	Balance \$
03/03/2020	Sell 5322 ORa (ORA.AX)			1,488.00	3,273.07 DR
03/03/2020	Unrealised Gain writeback as at 03/03/2020 (ORA.AX)		4,044.42		7,317.49 DR
03/03/2020	Sell 59 RIO (RIO.AX)		325.20		7,642.69 DR
03/03/2020	Sell 2109 RWC (RWC.AX)			1,049.01	6,593.68 DR
03/03/2020	Unrealised Gain writeback as at 03/03/2020 (RWC.AX)		1,357.21		7,950.89 DR
03/03/2020	Sell 2559 SIQ (SIQ.AX)			793.49	7,157.40 DR
03/03/2020	Unrealised Gain writeback as at 03/03/2020 (SIQ.AX)		5,861.83		13,019.23 DR
03/03/2020	Sell 176 WPL (WPL.AX)		697.41		13,716.64 DR
03/03/2020	Unrealised Gain writeback as at 03/03/2020 (WPL.AX)		349.92		14,066.56 DR
04/03/2020	Sell 131 CBA (CBA.AX)			1,334.12	12,732.44 DR
04/03/2020	Unrealised Gain writeback as at 04/03/2020 (CBA.AX)		1,579.35		14,311.79 DR
04/03/2020	Sell 202 MFG (MFG.AX)			1,017.74	13,294.05 DR
04/03/2020	Sell 582 NAB (NAB.AX)		1,432.86		14,726.91 DR
04/03/2020	Unrealised Gain writeback as at 04/03/2020 (NAB.AX)		199.92		14,926.83 DR
04/03/2020	Sell 569 WBC (WBC.AX)		4,037.73		18,964.56 DR
04/03/2020	Unrealised Gain writeback as at 04/03/2020 (WBC.AX)			1,066.32	17,898.24 DR
11/05/2020	Sell 9241 NBI (NBI.AX)		3,630.52		21,528.76 DR
12/05/2020	Sell 92 NBI (NBI.AX)		35.13		21,563.89 DR
21/05/2020	Sell 6120 NBI (NBI.AX)		2,622.00		24,185.89 DR
25/05/2020	Sell 201 CGFPA (CGFPA.AX)		53.15		24,239.04 DR
25/05/2020	Unrealised Gain writeback as at 25/05/2020 (CGFPA.AX)		1,200.97		25,440.01 DR
25/05/2020	Sell 9547 NBI (NBI.AX)		4,090.23		29,530.24 DR
28/05/2020	Sell 167 CBA (CBA.AX)		370.99		29,901.23 DR
29/05/2020	Sell 266 WEB (WEB.AX)			120.64	29,780.59 DR
29/05/2020	Sell 312 CBA (CBA.AX)			714.31	29,066.28 DR
02/06/2020	Sell 2484 WEB (WEB.AX)			1,126.62	27,939.66 DR
10/06/2020	Sell 223 Rio (RIO.AX)			2,415.35	25,524.31 DR
15/06/2020	Sell 1002 FLT (FLT.AX)			5,155.17	20,369.14 DR
16/06/2020	Sell 764 WPL (WPL.AX)			1,181.38	19,187.76 DR
16/06/2020	Sell 6544 STO (STO.AX)			9,038.12	10,149.64 DR
16/06/2020	Sell 7009 OSH (OSH.AX)		2,613.27		12,762.91 DR
25/06/2020	Sell 1248 MSB (MSB.AX)		730.25		13,493.16 DR
29/06/2020	Sell 977 NAB (NAB.AX)		991.83		14,484.99 DR
29/06/2020	Sell 1785 FLT (FLT.AX)		4,601.71		19,086.70 DR
30/06/2020	NAB Shares Sold - Settled 01.07.20 (NAB.AX)			2,259.27	16,827.43 DR
30/06/2020	Unrealised Gain writeback as at 30/06/2020 (NAB.AX)		270.32		17,097.75 DR
30/06/2020	Revaluation - 30/06/2020 @ \$35.820000 (System Price) - 1,184.000000 Units on hand (BHP.AX)			7,488.90	9,608.85 DR
30/06/2020	Revaluation - 30/06/2020 @ \$69.420000 (System Price) - 1,000.000000 Units on hand (CBA.AX)			9,488.39	120.46 DR
30/06/2020	Revaluation - 30/06/2020 @ \$102.300000 (System Price) -		1,494.00		1,614.46 DR

GD & LA Edwards Superannuation Fund

General Ledger

As at 30 June 2020

Transaction Date	Description	Units	Debit	Credit	Balance \$
	415.000000 Units on hand (WBCPG.AX)				
30/06/2020	Revaluation - 30/06/2020 @ \$0.000000 - 0.000000 Units on hand (NAB.AX)			540.64	1,073.82 DR
30/06/2020	Revaluation - 30/06/2020 @ \$0.000000 - 0.000000 Units on hand (RIO.AX)			0.01	1,073.81 DR
30/06/2020	Revaluation - 30/06/2020 @ \$25.500000 (System Price) - 575.000000 Units on hand (ALL.AX)		233.99		1,307.80 DR
30/06/2020	Revaluation - 30/06/2020 @ \$3.170000 (System Price) - 5,000.000000 Units on hand (OSH.AX)		1,321.99		2,629.79 DR
30/06/2020	Revaluation - 30/06/2020 @ \$287.000000 (System Price) - 69.000000 Units on hand (CSL.AX)		200.96		2,830.75 DR
30/06/2020	Revaluation - 30/06/2020 @ \$30.430000 (System Price) - 439.000000 Units on hand (SHL.AX)			1,461.87	1,368.88 DR
30/06/2020	Revaluation - 30/06/2020 @ \$0.000000 - 0.000000 Units on hand (MFG.AX)			0.01	1,368.87 DR
30/06/2020	Revaluation - 30/06/2020 @ \$5.300000 (System Price) - 1,832.000000 Units on hand (STO.AX)		340.81		1,709.68 DR
			75,141.49	73,431.81	1,709.68 DR

Interest Received (25000)

Cash at Bank (NAB570792302)

31/07/2019	Credit Interest			3.72	3.72 CR
30/08/2019	Credit Interest			0.68	4.40 CR
30/09/2019	Credit Interest			1.12	5.52 CR
31/10/2019	Credit Interest			0.42	5.94 CR
29/11/2019	Credit Interest			0.29	6.23 CR
31/12/2019	Credit Interest			0.47	6.70 CR
31/01/2020	Credit Interest			0.18	6.88 CR
28/02/2020	Credit Interest			0.20	7.08 CR
31/03/2020	Credit Interest			0.06	7.14 CR
30/04/2020	Credit Interest			0.04	7.18 CR
30/06/2020	Credit Interest			0.02	7.20 CR
				7.20	7.20 CR

Ord Minnett Cash Account (WBCNBFI321654)

31/07/2019	Interest Credited			46.52	46.52 CR
30/08/2019	Interest Credited			40.22	86.74 CR
30/09/2019	Interest Credited			25.43	112.17 CR
31/10/2019	Interest Credited			3.74	115.91 CR
29/11/2019	Interest Credited			3.79	119.70 CR
31/12/2019	Interest Credited			2.53	122.23 CR
31/01/2020	Interest Credited			2.78	125.01 CR
28/02/2020	Interest Credited			2.40	127.41 CR
31/03/2020	Interest Credited			2.31	129.72 CR
				129.72	129.72 CR

Accountancy Fees (30100)

GD & LA Edwards Superannuation Fund

General Ledger

As at 30 June 2020

Transaction Date	Description	Units	Debit	Credit	Balance \$
Accountancy Fees (30100)					
18/07/2019	2018 accounting fees		2,970.00		2,970.00 DR
19/07/2019	2019 accounting and audit fees paid by unit trust		2,970.00		5,940.00 DR
19/05/2020	INTERNET TRANSFER INTERNET TRANSFER corporate fees reg		235.00		6,175.00 DR
			6,175.00		6,175.00 DR
ATO Supervisory Levy (30400)					
<u>ATO Supervisory Levy (30400)</u>					
18/07/2019	2018 tax return		259.00		259.00 DR
19/06/2020	2019 tax return		259.00		518.00 DR
			518.00		518.00 DR
Auditor's Remuneration (30700)					
<u>Auditor's Remuneration (30700)</u>					
19/07/2019	2019 accounting and audit fees paid by unit trust		462.00		462.00 DR
19/07/2019	Pension pmt		407.00		869.00 DR
			869.00		869.00 DR
ASIC Fees (30800)					
<u>ASIC Fees (30800)</u>					
15/06/2020	INTERNET BILL PAYMNT INTERNET BPAY ASIC 2290645763611		54.00		54.00 DR
			54.00		54.00 DR
Advisor Fees (30900)					
<u>Advisor Fees (30900)</u>					
02/07/2019	Adviser Fee June 2019		340.19		340.19 DR
06/08/2019	Adviser Fee July 2019		358.34		698.53 DR
05/09/2019	Adviser Fee Aug 2019		355.92		1,054.45 DR
04/10/2019	Adviser Fee Sept 2019		351.07		1,405.52 DR
06/11/2019	Adviser Fee Oct 2019		346.83		1,752.35 DR
06/12/2019	Adviser Fee Nov 2019		330.97		2,083.32 DR
07/01/2020	Adviser Fee Dec 2019		330.50		2,413.82 DR
06/02/2020	Adviser Fee Jan 2020		334.08		2,747.90 DR
05/03/2020	Adviser Fee Feb 2020		310.78		3,058.68 DR
06/04/2020	Adviser Fee March 2020		295.75		3,354.43 DR
05/05/2020	Adviser Fee April 2020		290.35		3,644.78 DR
04/06/2020	Adviser Fee MAY 2020		310.78		3,955.56 DR
			3,955.56		3,955.56 DR
Investment Expenses (37500)					
<u>Investment Expenses (00019)</u>					
02/07/2019	Portfolio Service Fees June 2019		82.98		82.98 DR
06/08/2019	Portfolio Service Fees July 2019		87.40		170.38 DR
05/09/2019	Portfolio Service Fees Aug 2019		86.81		257.19 DR
30/09/2019	Expense Recovery 18/19		40.55		297.74 DR
04/10/2019	Portfolio Service Fees Sept 2019		85.62		383.36 DR
06/11/2019	Portfolio Service Fees Oct 2019		84.59		467.95 DR
06/12/2019	Portfolio Service Fees Nov 2019		80.73		548.68 DR

GD & LA Edwards Superannuation Fund

General Ledger

As at 30 June 2020

Transaction Date	Description	Units	Debit	Credit	Balance \$
07/01/2020	Portfolio Service Fees Dec 2019		80.60		629.28 DR
06/02/2020	Portfolio Service Fees Jan 2020		81.48		710.76 DR
05/03/2020	Portfolio Service Fees Feb 2020		75.80		786.56 DR
06/04/2020	Portfolio Service Fees March 2020		72.14		858.70 DR
05/05/2020	Portfolio Service Fees April 2020		70.82		929.52 DR
04/06/2020	Portfolio Service Fees May 2020		75.80		1,005.32 DR
			1,005.32		1,005.32 DR
Insurance (38000)					
Insurance (38000)					
08/06/2020	INTERNET BILL PAYMNT INTERNET BPAY Audit Shield 404251204787188		320.00		320.00 DR
			320.00		320.00 DR
Pensions Paid (41600)					
(Pensions Paid) Edwards, Gary - Pension (Pension) (EDWGAR00002P)					
07/08/2019	INTERNET TRANSFER INTERNET TRANSFER Trist Draw Nominees 2302		1,800.00		1,800.00 DR
10/09/2019	INTERNET TRANSFER INTERNET TRANSFER Trist draw GDE NOMINEES		1,800.00		3,600.00 DR
10/09/2019	INTERNET TRANSFER INTERNET TRANSFER Trist draw GDE PROP			1,800.00	1,800.00 DR
23/09/2019	INTERNET TRANSFER INTERNET TRANSFER TRIST DRAW GDE Nominees [INTERNET TRANSFER INTERNET TRANSFER Trist draw GDE NOMINEES]		1,500.00		3,300.00 DR
25/09/2019	INTERNET TRANSFER INTERNET TRANSFER TRIST DRAW GDE NO		20,000.00		23,300.00 DR
04/10/2019	INTERNET TRANSFER INTERNET TRANSFER Trist Draw GDE NOMINEES [INTERNET TRANSFER INTERNET TRANSFER Trist draw GDE NOMINEES]		1,500.00		24,800.00 DR
28/10/2019	INTERNET TRANSFER INTERNET TRANSFER trist draw 2302		2,200.00		27,000.00 DR
29/10/2019	INTERNET TRANSFER INTERNET TRANSFER Trist Draw Nominees 2302		4,000.00		31,000.00 DR
18/11/2019	INTERNET TRANSFER INTERNET TRANSFER trist draw GDE NOMINEES [INTERNET TRANSFER INTERNET TRANSFER Trist draw GDE NOMINEES]		500.00		31,500.00 DR
26/11/2019	INTERNET TRANSFER INTERNET TRANSFER Trust DrawHospital GDE NOMINEeS		10,000.00		41,500.00 DR
10/12/2019	INTERNET TRANSFER INTERNET TRANSFER Trist Draw 2302 [INTERNET TRANSFER INTERNET TRANSFER trist draw 2302]		1,900.00		43,400.00 DR
02/01/2020	INTERNET TRANSFER INTERNET TRANSFER Trist draw 2302 [INTERNET TRANSFER INTERNET TRANSFER trist draw 2302]		1,800.00		45,200.00 DR
07/02/2020	INTERNET TRANSFER INTERNET TRANSFER trist draw GDE NOMINEES [INTERNET TRANSFER INTERNET TRANSFER Trist draw GDE NOMINEES]		1,600.00		46,800.00 DR

GD & LA Edwards Superannuation Fund

General Ledger

As at 30 June 2020

Transaction Date	Description	Units	Debit	Credit	Balance \$
02/03/2020	INTERNET TRANSFER INTERNET TRANSFER TRIST DRAW EDWARDS SUPR		1,800.00		48,600.00 DR
04/05/2020	INTERNET TRANSFER ONLINE D3809246313 trist EDWARDS SUPR		400.00		49,000.00 DR
19/05/2020	INTERNET TRANSFER ONLINE W8373795959 asic greco fees EDWARDS SUPR		600.00		49,600.00 DR
30/06/2020	EOY adj		3,241.33		52,841.33 DR
			54,641.33	1,800.00	52,841.33 DR
Income Tax Expense (48500)					
<u>Income Tax Expense (48500)</u>					
30/06/2020	Create Entries - Franking Credits Adjustment - 30/06/2020			4,234.81	4,234.81 CR
30/06/2020	Create Entries - Foreign Credits Adjustment - 30/06/2020			2.49	4,237.30 CR
30/06/2020	Create Entries - Income Tax Expense - 30/06/2020		4,552.80		315.50 DR
			4,552.80	4,237.30	315.50 DR
Profit/Loss Allocation Account (49000)					
<u>Profit/Loss Allocation Account (49000)</u>					
07/08/2019	System Member Journals			1,800.00	1,800.00 CR
10/09/2019	System Member Journals			1,800.00	3,600.00 CR
10/09/2019	System Member Journals		1,800.00		1,800.00 CR
12/09/2019	System Member Journals		500.00		1,300.00 CR
23/09/2019	System Member Journals			1,500.00	2,800.00 CR
25/09/2019	System Member Journals			20,000.00	22,800.00 CR
04/10/2019	System Member Journals			1,500.00	24,300.00 CR
28/10/2019	System Member Journals			2,200.00	26,500.00 CR
29/10/2019	System Member Journals			4,000.00	30,500.00 CR
18/11/2019	System Member Journals			500.00	31,000.00 CR
26/11/2019	System Member Journals			10,000.00	41,000.00 CR
10/12/2019	System Member Journals			1,900.00	42,900.00 CR
02/01/2020	System Member Journals			1,800.00	44,700.00 CR
07/02/2020	System Member Journals			1,600.00	46,300.00 CR
02/03/2020	System Member Journals			1,800.00	48,100.00 CR
04/05/2020	System Member Journals			400.00	48,500.00 CR
19/05/2020	System Member Journals		510.00		47,990.00 CR
19/05/2020	System Member Journals			600.00	48,590.00 CR
19/06/2020	System Member Journals		1,000.00		47,590.00 CR
19/06/2020	System Member Journals		1,000.00		46,590.00 CR
30/06/2020	System Member Journals			3,241.33	49,831.33 CR
30/06/2020	Create Entries - Profit/Loss Allocation - 30/06/2020		1,835.69		47,995.64 CR
30/06/2020	Create Entries - Profit/Loss Allocation - 30/06/2020		14,537.70		33,457.94 CR
30/06/2020	Create Entries - Profit/Loss Allocation - 30/06/2020		2,339.06		31,118.88 CR
30/06/2020	Create Entries - Income Tax Expense Allocation - 30/06/2020			437.80	31,556.68 CR
30/06/2020	Create Entries - Income Tax Expense Allocation - 30/06/2020			3,467.15	35,023.83 CR
30/06/2020	Create Entries - Income Tax Expense Allocation - 30/06/2020			557.85	35,581.68 CR

GD & LA Edwards Superannuation Fund

General Ledger

As at 30 June 2020

Transaction Date	Description	Units	Debit	Credit	Balance \$
			23,522.45	59,104.13	35,581.68 CR
Opening Balance (50010)					
<u>(Opening Balance) Edwards, Gary - Accumulation (EDWGAR00001A)</u>					
01/07/2019	Opening Balance				65,330.57 CR
01/07/2019	Close Period Journal			23,320.35	88,650.92 CR
				23,320.35	88,650.92 CR
<u>(Opening Balance) Edwards, Gary - Pension (Pension) (EDWGAR00002P)</u>					
01/07/2019	Opening Balance				752,222.16 CR
01/07/2019	Close Period Journal		16,849.11		735,373.05 CR
			16,849.11		735,373.05 CR
<u>(Opening Balance) Edwards, Lynette - Accumulation (EDWLYN00001A)</u>					
01/07/2019	Opening Balance				109,447.79 CR
01/07/2019	Close Period Journal			3,125.18	112,572.97 CR
				3,125.18	112,572.97 CR
Contributions (52420)					
<u>(Contributions) Edwards, Gary - Accumulation (EDWGAR00001A)</u>					
01/07/2019	Opening Balance				25,000.00 CR
01/07/2019	Close Period Journal		25,000.00		0.00 DR
19/05/2020	System Member Journals			600.00	600.00 CR
19/06/2020	System Member Journals			1,000.00	1,600.00 CR
			25,000.00	1,600.00	1,600.00 CR
<u>(Contributions) Edwards, Lynette - Accumulation (EDWLYN00001A)</u>					
01/07/2019	Opening Balance				505.00 CR
01/07/2019	Close Period Journal		505.00		0.00 DR
12/09/2019	System Member Journals			500.00	500.00 CR
19/06/2020	System Member Journals			1,000.00	1,500.00 CR
			505.00	1,500.00	1,500.00 CR
Share of Profit/(Loss) (53100)					
<u>(Share of Profit/(Loss)) Edwards, Gary - Accumulation (EDWGAR00001A)</u>					
01/07/2019	Opening Balance				2,622.08 CR
01/07/2019	Close Period Journal		2,622.08		0.00 DR
30/06/2020	Create Entries - Profit/Loss Allocation - 30/06/2020			1,835.69	1,835.69 CR
			2,622.08	1,835.69	1,835.69 CR
<u>(Share of Profit/(Loss)) Edwards, Gary - Pension (Pension) (EDWGAR00002P)</u>					
01/07/2019	Opening Balance				22,716.12 CR
01/07/2019	Close Period Journal		22,716.12		0.00 DR
30/06/2020	Create Entries - Profit/Loss Allocation - 30/06/2020			14,537.70	14,537.70 CR
			22,716.12	14,537.70	14,537.70 CR
<u>(Share of Profit/(Loss)) Edwards, Lynette - Accumulation (EDWLYN00001A)</u>					
01/07/2019	Opening Balance				3,318.44 CR
01/07/2019	Close Period Journal		3,318.44		0.00 DR
30/06/2020	Create Entries - Profit/Loss Allocation - 30/06/2020			2,339.06	2,339.06 CR
			3,318.44	2,339.06	2,339.06 CR

GD & LA Edwards Superannuation Fund

General Ledger

As at 30 June 2020

Transaction Date	Description	Units	Debit	Credit	Balance \$
Income Tax (53330)					
<u>(Income Tax) Edwards, Gary - Accumulation (EDWGAR00001A)</u>					
01/07/2019	Opening Balance				551.73 DR
01/07/2019	Close Period Journal			551.73	0.00 DR
30/06/2020	Create Entries - Income Tax Expense Allocation - 30/06/2020		437.80		437.80 DR
			437.80	551.73	437.80 DR
<u>(Income Tax) Edwards, Gary - Pension (Pension) (EDWGAR00002P)</u>					
01/07/2019	Opening Balance				4,779.86 DR
01/07/2019	Close Period Journal			4,779.86	0.00 DR
30/06/2020	Create Entries - Income Tax Expense Allocation - 30/06/2020		3,467.15		3,467.15 DR
			3,467.15	4,779.86	3,467.15 DR
<u>(Income Tax) Edwards, Lynette - Accumulation (EDWLYN00001A)</u>					
01/07/2019	Opening Balance				698.26 DR
01/07/2019	Close Period Journal			698.26	0.00 DR
30/06/2020	Create Entries - Income Tax Expense Allocation - 30/06/2020		557.85		557.85 DR
			557.85	698.26	557.85 DR
Contributions Tax (53800)					
<u>(Contributions Tax) Edwards, Gary - Accumulation (EDWGAR00001A)</u>					
01/07/2019	Opening Balance				3,750.00 DR
01/07/2019	Close Period Journal			3,750.00	0.00 DR
19/05/2020	System Member Journals		90.00		90.00 DR
			90.00	3,750.00	90.00 DR
Pensions Paid (54160)					
<u>(Pensions Paid) Edwards, Gary - Pension (Pension) (EDWGAR00002P)</u>					
01/07/2019	Opening Balance				34,785.37 DR
01/07/2019	Close Period Journal			34,785.37	0.00 DR
07/08/2019	System Member Journals		1,800.00		1,800.00 DR
10/09/2019	System Member Journals		1,800.00		3,600.00 DR
10/09/2019	System Member Journals			1,800.00	1,800.00 DR
23/09/2019	System Member Journals		1,500.00		3,300.00 DR
25/09/2019	System Member Journals		20,000.00		23,300.00 DR
04/10/2019	System Member Journals		1,500.00		24,800.00 DR
28/10/2019	System Member Journals		2,200.00		27,000.00 DR
29/10/2019	System Member Journals		4,000.00		31,000.00 DR
18/11/2019	System Member Journals		500.00		31,500.00 DR
26/11/2019	System Member Journals		10,000.00		41,500.00 DR
10/12/2019	System Member Journals		1,900.00		43,400.00 DR
02/01/2020	System Member Journals		1,800.00		45,200.00 DR
07/02/2020	System Member Journals		1,600.00		46,800.00 DR
02/03/2020	System Member Journals		1,800.00		48,600.00 DR
04/05/2020	System Member Journals		400.00		49,000.00 DR
19/05/2020	System Member Journals		600.00		49,600.00 DR
30/06/2020	System Member Journals		3,241.33		52,841.33 DR
			54,641.33	36,585.37	52,841.33 DR

GD & LA Edwards Superannuation Fund

General Ledger

As at 30 June 2020

Transaction Date	Description	Units	Debit	Credit	Balance \$
Bank Accounts (60400)					
<u>NABTRADE High Int 1755053-005 (NAB1755053005)</u>					
01/07/2019	Opening Balance				31.05 DR
					31.05 DR
<u>Nabtrade - Cash Account (NAB302506066)</u>					
01/07/2019	Opening Balance				72.54 DR
					72.54 DR
<u>Cash at Bank (NAB570792302)</u>					
01/07/2019	Opening Balance				8,604.16 DR
18/07/2019	2018 tax return			2,614.95	5,989.21 DR
18/07/2019	2018 accounting fees Unit Trust			1,650.00	4,339.21 DR
18/07/2019	2018 accounting fees			2,970.00	1,369.21 DR
19/07/2019	Pension pmt			407.00	962.21 DR
31/07/2019	Credit Interest		3.72		965.93 DR
02/08/2019	INTERNET TRANSFER INTERNET TRANSFER 3 McDowall St rent		2,231.62		3,197.55 DR
07/08/2019	INTERNET TRANSFER INTERNET TRANSFER Trist Draw Nominees 2302			1,800.00	1,397.55 DR
30/08/2019	Credit Interest		0.68		1,398.23 DR
10/09/2019	INTERNET TRANSFER INTERNET TRANSFER Trist draw GDE PROP		1,800.00		3,198.23 DR
10/09/2019	INTERNET TRANSFER INTERNET TRANSFER Trist draw GDE NOMINEES			1,800.00	1,398.23 DR
12/09/2019	ATO006000011344301ATO 012721		500.00		1,898.23 DR
23/09/2019	Cash Withdrawal - Ord Minnett [ORD MINNETT HUB24 CUSTODIAL 158824]		20,000.00		21,898.23 DR
23/09/2019	INTERNET TRANSFER INTERNET TRANSFER TRIST DRAW GDE Nominees [INTERNET TRANSFER INTERNET TRANSFER Trist draw GDE NOMINEES]			1,500.00	20,398.23 DR
25/09/2019	INTERNET TRANSFER INTERNET TRANSFER TRIST DRAW GDE NO			20,000.00	398.23 DR
30/09/2019	Credit Interest		1.12		399.35 DR
02/10/2019	INTERNET TRANSFER INTERNET TRANSFER Rental inc GDE PROPERTIES		2,000.00		2,399.35 DR
04/10/2019	INTERNET TRANSFER INTERNET TRANSFER Trist Draw GDE NOMINEES [INTERNET TRANSFER INTERNET TRANSFER Trist draw GDE NOMINEES]			1,500.00	899.35 DR
25/10/2019	INTERNET TRANSFER INTERNET TRANSFER PAYG GDE Properties		400.00		1,299.35 DR
25/10/2019	Cash Withdrawal - Ord Minnett [ORD MINNETT HUB24 CUSTODIAL 158824]		7,000.00		8,299.35 DR
25/10/2019	INTERNET BILL PAYMNT INTERNET BPAY TAX OFFICE PAYMENTS 507454120595160			1,288.00	7,011.35 DR
28/10/2019	INTERNET TRANSFER INTERNET TRANSFER trist draw 2302			2,200.00	4,811.35 DR
28/10/2019	INTERNET TRANSFER INTERNET TRANSFER Mcdowall st rates Nominees			481.25	4,330.10 DR
29/10/2019	INTERNET TRANSFER INTERNET			4,000.00	330.10 DR

GD & LA Edwards Superannuation Fund

General Ledger

As at 30 June 2020

Transaction Date	Description	Units	Debit	Credit	Balance \$
	TRANSFER Trist Draw Nominees 2302				
31/10/2019	Credit Interest		0.42		330.52 DR
04/11/2019	INTERNET TRANSFER INTERNET TRANSFER GDE prop rent into 3250		1,000.00		1,330.52 DR
18/11/2019	INTERNET TRANSFER INTERNET TRANSFER trist draw GDE NOMINEES [INTERNET TRANSFER INTERNET TRANSFER Trist draw GDE NOMINEES]			500.00	830.52 DR
25/11/2019	Cash Withdrawal - Ord Minnett [ORD MINNETT HUB24 CUSTODIAL 158824]		11,000.00		11,830.52 DR
26/11/2019	INTERNET TRANSFER INTERNET TRANSFER Trust DrawHospital GDE NOMINEES			10,000.00	1,830.52 DR
28/11/2019	INTERNET BILL PAYMNT INTERNET BPAY UNITYWATER 0998489355			391.33	1,439.19 DR
29/11/2019	Credit Interest		0.29		1,439.48 DR
06/12/2019	INTERNET TRANSFER INTERNET TRANSFER 3 Mcdoall rent GDE Properties		2,500.00		3,939.48 DR
10/12/2019	INTERNET TRANSFER INTERNET TRANSFER Trist Draw 2302 [INTERNET TRANSFER INTERNET TRANSFER trist draw 2302]			1,900.00	2,039.48 DR
31/12/2019	Credit Interest		0.47		2,039.95 DR
02/01/2020	INTERNET TRANSFER INTERNET TRANSFER 3 McDowall rent 2302		1,840.00		3,879.95 DR
02/01/2020	INTERNET TRANSFER INTERNET TRANSFER Trist draw 2302 [INTERNET TRANSFER INTERNET TRANSFER trist draw 2302]			1,800.00	2,079.95 DR
02/01/2020	INTERNET BILL PAYMNT INTERNET BPAY TAX OFFICE PAYMENTS 507454120595160			1,288.00	791.95 DR
31/01/2020	Credit Interest		0.18		792.13 DR
07/02/2020	INTERNET TRANSFER INTERNET TRANSFER 3mcdowall rent GDE Properties		2,000.00		2,792.13 DR
07/02/2020	INTERNET TRANSFER INTERNET TRANSFER trist draw GDE NOMINEES [INTERNET TRANSFER INTERNET TRANSFER Trist draw GDE NOMINEES]			1,600.00	1,192.13 DR
28/02/2020	Credit Interest		0.20		1,192.33 DR
02/03/2020	INTERNET TRANSFER INTERNET TRANSFER rent to nominees GDE PROP PL		1,000.00		2,192.33 DR
02/03/2020	INTERNET TRANSFER INTERNET TRANSFER TRIST DRAW EDWARDS SUPR			1,800.00	392.33 DR
31/03/2020	Credit Interest		0.06		392.39 DR
02/04/2020	INTERNET TRANSFER ONLINE Y6813735824 3 McDowall St rent GDE PROP PL		2,104.75		2,497.14 DR
02/04/2020	INTERNET BILL PAYMNT INTERNET BPAY TAX OFFICE PAYMENTS 507454120595160			1,288.00	1,209.14 DR
27/04/2020	INTERNET BILL PAYMNT INTERNET BPAY ALLIANZ NATIONAL 21870001860585			931.81	277.33 DR
30/04/2020	Credit Interest		0.04		277.37 DR
04/05/2020	INTERNET TRANSFER ONLINE P8809745113 3 Mcdowall rent GDE		400.00		677.37 DR

GD & LA Edwards Superannuation Fund

General Ledger

As at 30 June 2020

Transaction Date	Description	Units	Debit	Credit	Balance \$
	PROP PL				
04/05/2020	INTERNET TRANSFER ONLINE D3809246313 trist EDWARDS SUPR			400.00	277.37 DR
19/05/2020	INTERNET TRANSFER ONLINE T5060288759		600.00		877.37 DR
19/05/2020	INTERNET TRANSFER ONLINE W8373795959 asic greco fees EDWARDS SUPR			600.00	277.37 DR
19/05/2020	INTERNET TRANSFER INTERNET TRANSFER corporate fees reg			235.00	42.37 DR
08/06/2020	INTERNET TRANSFER ONLINE N4353444728 3 Mcdowall rent GDE PROP PL		1,500.00		1,542.37 DR
08/06/2020	INTERNET BILL PAYMNT INTERNET BPAY Audit Shield 404251204787188			320.00	1,222.37 DR
15/06/2020	INTERNET TRANSFER INTERNET TRANSFER EDWA0024			1,100.00	122.37 DR
15/06/2020	INTERNET BILL PAYMNT INTERNET BPAY ASIC 2290645763611			54.00	68.37 DR
17/06/2020	Cash Withdrawal - Ord Minnett [ORD MINNETT HUB24 CUSTODIAL 158824]		2,000.00		2,068.37 DR
19/06/2020	INTERNET TRANSFER ONLINE B9437956064 Gary super contrib EDWARDS GD*L		1,000.00		3,068.37 DR
19/06/2020	INTERNET TRANSFER ONLINE X9517234664 Lyn super contrib EDWARDS GD*L		1,000.00		4,068.37 DR
19/06/2020	INTERNET TRANSFER ONLINE H4637414364 from nom to prop EDWARDS SUPR			2,898.60	1,169.77 DR
19/06/2020	2019 tax return			505.76	664.01 DR
30/06/2020	Credit Interest		0.02		664.03 DR
			61,883.57	69,823.70	664.03 DR

Ord Minnett Cash Account (WBCNBF1321654)

01/07/2019	Opening Balance				132,835.35 DR
01/07/2019	WBCPG Dividend [System Matched Income Data]		488.12		133,323.47 DR
02/07/2019	Portfolio Service Fees June 2019			82.98	133,240.49 DR
02/07/2019	Adviser Fee June 2019			340.19	132,900.30 DR
03/07/2019	NAB Dividend [System Matched Income Data]		636.61		133,536.91 DR
11/07/2019	Buy 25000 NBI-SF			50,000.00	83,536.91 DR
29/07/2019	MGG DRP [Amount Receivable]		276.21		83,813.12 DR
31/07/2019	Interest Credited		46.52		83,859.64 DR
06/08/2019	Portfolio Service Fees July 2019			87.40	83,772.24 DR
06/08/2019	Adviser Fee July 2019			358.34	83,413.90 DR
06/08/2019	Sell 9207 MGG		16,094.53		99,508.43 DR
06/08/2019	Sell 2 MFG		114.89		99,623.32 DR
08/08/2019	Sell 291 MFG		16,716.34		116,339.66 DR
09/08/2019	NBI Dividend [System Matched Income Data]		224.77		116,564.43 DR
26/08/2019	CGFPA Dividend [System Matched Income Data]		168.84		116,733.27 DR
30/08/2019	Interest Credited		40.22		116,773.49 DR
02/09/2019	Buy 5 RIO			444.14	116,329.35 DR
02/09/2019	Buy 47 WPL			1,494.92	114,834.43 DR
03/09/2019	Buy 2 MFG			101.49	114,732.94 DR

GD & LA Edwards Superannuation Fund

General Ledger

As at 30 June 2020

Transaction Date	Description	Units	Debit	Credit	Balance \$
04/09/2019	Buy 108 RIO			9,593.48	105,139.46 DR
04/09/2019	Buy 137 MFG			6,875.40	98,264.06 DR
04/09/2019	Buy 189 WPL			6,011.47	92,252.59 DR
05/09/2019	Portfolio Service Fees Aug 2019			86.81	92,165.78 DR
05/09/2019	Adviser Fee Aug 2019			355.92	91,809.86 DR
05/09/2019	ANN Dividend		151.95		91,961.81 DR
05/09/2019	ANN Dividend		0.60		91,962.41 DR
09/09/2019	Buy 31 RIO			2,801.52	89,160.89 DR
09/09/2019	Buy 136 WPL			4,330.13	84,830.76 DR
09/09/2019	Buy 1 MFG			53.70	84,777.06 DR
10/09/2019	NBI Dividend [System Matched Income Data]		224.77		85,001.83 DR
11/09/2019	Buy 136 MFG			7,303.47	77,698.36 DR
11/09/2019	Buy 21 WPL			668.62	77,029.74 DR
11/09/2019	Buy 52 RIO			4,699.35	72,330.39 DR
12/09/2019	Buy 10 MFG			519.88	71,810.51 DR
12/09/2019	Buy 80 RIO			7,410.54	64,399.97 DR
12/09/2019	BKL Dividend [System Matched Income Data]		59.50		64,459.47 DR
12/09/2019	Buy 2 MFG			106.77	64,352.70 DR
13/09/2019	Buy 1 MFG			51.55	64,301.15 DR
16/09/2019	LLC Dividend [LLC Distribution] [LLC Distribution]		244.20		64,545.35 DR
16/09/2019	SIQ Dividend [System Matched Income Data]		560.94		65,106.29 DR
16/09/2019	Buy 103 MFG			5,354.82	59,751.47 DR
17/09/2019	Buy 1 MFG			51.55	59,699.92 DR
20/09/2019	Buy 50 RIO [Buy 51 RIO]			4,724.32	54,975.60 DR
20/09/2019	Buy 308 WPL			9,989.12	44,986.48 DR
20/09/2019	WPL Dividend		257.75		45,244.23 DR
20/09/2019	WPL Dividend		0.99		45,245.22 DR
23/09/2019	Cash Withdrawal - Ord Minnett [ORD MINNETT HUB24 CUSTODIAL 158824]			20,000.00	25,245.22 DR
24/09/2019	Buy 57 RIO			5,280.13	19,965.09 DR
25/09/2019	SHL Dividend [System Matched Income Data]		223.89		20,188.98 DR
26/09/2019	CBA Dividend [System Matched Income Data]		662.97		20,851.95 DR
30/09/2019	WBCPG Dividend [System Matched Income Data]		447.37		21,299.32 DR
30/09/2019	Interest Credited		25.43		21,324.75 DR
30/09/2019	Expense Recovery 18/19			40.55	21,284.20 DR
04/10/2019	Portfolio Service Fees Sept 2019			85.62	21,198.58 DR
04/10/2019	Adviser Fee Sept 2019			351.07	20,847.51 DR
10/10/2019	NBI Dividend		224.77		21,072.28 DR
11/10/2019	RWC Dividend [System Matched Income Data]		124.00		21,196.28 DR
21/10/2019	ORA Dividend [System Matched Income Data]		412.62		21,608.90 DR
25/10/2019	Cash Withdrawal - Ord Minnett [ORD MINNETT HUB24 CUSTODIAL 158824]			7,000.00	14,608.90 DR
28/10/2019	Sell 7 ANN		192.69		14,801.59 DR

GD & LA Edwards Superannuation Fund

General Ledger

As at 30 June 2020

Transaction Date	Description	Units	Debit	Credit	Balance \$
30/10/2019	Sell 391 ANN		10,763.20		25,564.79 DR
31/10/2019	Interest Credited		3.74		25,568.53 DR
06/11/2019	Portfolio Service Fees Oct 2019			84.59	25,483.94 DR
06/11/2019	Adviser Fee Oct 2019			346.83	25,137.11 DR
11/11/2019	NBI Dividend [System Matched Income Data]		224.77		25,361.88 DR
25/11/2019	Cash Withdrawal - Ord Minnett [ORD MINNETT HUB24 CUSTODIAL 158824]			11,000.00	14,361.88 DR
25/11/2019	CGFPA Dividend [System Matched Income Data]		152.76		14,514.64 DR
29/11/2019	Interest Credited		3.79		14,518.43 DR
06/12/2019	Portfolio Service Fees Nov 2019			80.73	14,437.70 DR
06/12/2019	Adviser Fee Nov 2019			330.97	14,106.73 DR
11/12/2019	NBI Dividend		224.77		14,331.50 DR
12/12/2019	NAB Dividend [System Matched Income Data]		636.61		14,968.11 DR
20/12/2019	WBC Dividend [System Matched Income Data]		620.00		15,588.11 DR
30/12/2019	WBCPG Dividend [System Matched Income Data]		422.59		16,010.70 DR
31/12/2019	Interest Credited		2.53		16,013.23 DR
07/01/2020	Portfolio Service Fees Dec 2019			80.60	15,932.63 DR
07/01/2020	Adviser Fee Dec 2019			330.50	15,602.13 DR
10/01/2020	NBI Dividend		224.77		15,826.90 DR
31/01/2020	Interest Credited		2.78		15,829.68 DR
06/02/2020	Portfolio Service Fees Jan 2020			81.48	15,748.20 DR
06/02/2020	Adviser Fee Jan 2020			334.08	15,414.12 DR
11/02/2020	NBI Dividend [System Matched Income Data]		224.77		15,638.89 DR
25/02/2020	CGFPA Dividend [System Matched Income Data]		152.76		15,791.65 DR
27/02/2020	MFG Dividend		365.10		16,156.75 DR
28/02/2020	Sell 85 BKL		5,538.62		21,695.37 DR
28/02/2020	Sell 1026 ORA		2,767.97		24,463.34 DR
28/02/2020	Sell 50 SIQ		319.03		24,782.37 DR
28/02/2020	Sell 327 WPL		9,170.69		33,953.06 DR
28/02/2020	Sell 54 CBA		4,420.64		38,373.70 DR
28/02/2020	Sell 99 MFG		5,673.38		44,047.08 DR
28/02/2020	Sell 371 RWC		1,251.70		45,298.78 DR
28/02/2020	Sell 102 RIO		8,886.28		54,185.06 DR
28/02/2020	Interest Credited		2.40		54,187.46 DR
02/03/2020	Sell 684 WPL		19,368.29		73,555.75 DR
02/03/2020	Sell 185 NAB		4,532.93		78,088.68 DR
02/03/2020	Sell 33 CBA		2,645.80		80,734.48 DR
02/03/2020	Sell 206 WBC		4,757.27		85,491.75 DR
02/03/2020	Sell 12 MFG		669.44		86,161.19 DR
02/03/2020	Sell 814 LLC (Auto reprocessed due to distribution entered / deleted on 30/06/2020)		14,278.37		100,439.56 DR
03/03/2020	Sell 80 MFG		4,584.55		105,024.11 DR
03/03/2020	Sell 59 RIO		5,140.09		110,164.20 DR
03/03/2020	Sell 176 WPL		4,935.91		115,100.11 DR

GD & LA Edwards Superannuation Fund

General Ledger

As at 30 June 2020

Transaction Date	Description	Units	Debit	Credit	Balance \$
03/03/2020	Sell 5322 ORa		14,357.85		129,457.96 DR
03/03/2020	Sell 2559 SIQ		16,328.13		145,786.09 DR
03/03/2020	Sell 69 CBA		5,648.60		151,434.69 DR
03/03/2020	Sell 2109 RWC		7,115.48		158,550.17 DR
04/03/2020	Sell 582 NAB		14,260.35		172,810.52 DR
04/03/2020	Sell 569 WBC		13,140.23		185,950.75 DR
04/03/2020	Sell 131 CBA		10,503.04		196,453.79 DR
04/03/2020	Sell 202 MFG		11,269.03		207,722.82 DR
05/03/2020	Portfolio Service Fees Feb 2020			75.80	207,647.02 DR
05/03/2020	Adviser Fee Feb 2020			310.78	207,336.24 DR
06/03/2020	NBI Dividend [System Matched Income Data]		224.77		207,561.01 DR
16/03/2020	SIQ Dividend [System Matched Income Data]		560.94		208,121.95 DR
17/03/2020	LLC Dividend		244.20		208,366.15 DR
18/03/2020	Buy 95 BHP			2,585.55	205,780.60 DR
18/03/2020	Buy 113 STO			362.04	205,418.56 DR
19/03/2020	Buy 2 BHP			53.82	205,364.74 DR
20/03/2020	WPL Dividend		16.43		205,381.17 DR
20/03/2020	WPL Dividend		970.35		206,351.52 DR
20/03/2020	Buy 4441 STO			14,228.16	192,123.36 DR
20/03/2020	Buy 451 BHP			12,274.56	179,848.80 DR
20/03/2020	Buy 1200 NAB			20,422.43	159,426.37 DR
23/03/2020	Buy 140 STO			389.28	159,037.09 DR
23/03/2020	Buy 2 BHP			53.81	158,983.28 DR
24/03/2020	Buy 325 CBA			19,522.00	139,461.28 DR
25/03/2020	SHL Dividend [System Matched Income Data]		149.26		139,610.54 DR
30/03/2020	WBCPG Dividend [System Matched Income Data]		421.68		140,032.22 DR
31/03/2020	Interest Credited		2.31		140,034.53 DR
31/03/2020	CBA Dividend [System Matched Income Data]		574.00		140,608.53 DR
01/04/2020	Buy 753 WPL			14,776.92	125,831.61 DR
02/04/2020	Buy 7 WPL			137.77	125,693.84 DR
06/04/2020	Buy 4 WPL			78.73	125,615.11 DR
06/04/2020	Adviser Fee March 2020			295.75	125,319.36 DR
06/04/2020	Portfolio Service Fees March 2020			72.14	125,247.22 DR
09/04/2020	ORA Dividend Paid [System Matched Income Data]		412.62		125,659.84 DR
09/04/2020	NBI Dividend Paid		224.77		125,884.61 DR
14/04/2020	Buy 200 BHP			6,294.72	119,589.89 DR
15/04/2020	Buy 388 CBA			24,059.78	95,530.11 DR
16/04/2020	Buy 434 BHP			13,659.52	81,870.59 DR
16/04/2020	RIO Dividend Paid		779.92		82,650.51 DR
16/04/2020	Buy 5 CBA			305.24	82,345.27 DR
17/04/2020	Buy 171 CBA			10,603.66	71,741.61 DR
05/05/2020	Portfolio Service Fees April 2020			70.82	71,670.79 DR
05/05/2020	Adviser Fee April 2020			290.35	71,380.44 DR
07/05/2020	Buy 198 ALL			4,919.62	66,460.82 DR
11/05/2020	NBI Dividend Paid [System Matched		224.77		66,685.59 DR

GD & LA Edwards Superannuation Fund

General Ledger

As at 30 June 2020

Transaction Date	Description	Units	Debit	Credit	Balance \$
	Income Data]				
11/05/2020	Sell 9241 NBI		14,851.48		81,537.07 DR
12/05/2020	Sell 92 NBI		148.87		81,685.94 DR
15/05/2020	NAB SPP Offer			30,000.00	51,685.94 DR
15/05/2020	Buy 518 FLT			5,155.70	46,530.24 DR
18/05/2020	NAB SPP Offer			30,000.00	16,530.24 DR
18/05/2020	Reversal NAB SPP Offer		30,000.00		46,530.24 DR
19/05/2020	Buy 474 FLT			4,717.77	41,812.47 DR
19/05/2020	Buy 1 FLT			10.69	41,801.78 DR
19/05/2020	Buy 590 CBA			35,143.61	6,658.17 DR
21/05/2020	Buy 81 ALL			2,145.13	4,513.04 DR
21/05/2020	Sell 6120 NBI		9,618.00		14,131.04 DR
22/05/2020	Buy 11 All			284.04	13,847.00 DR
25/05/2020	Buy 9 FLT			98.94	13,748.06 DR
25/05/2020	Sell 9547 NBI		15,003.77		28,751.83 DR
25/05/2020	Buy 285 ALI			7,547.70	21,204.13 DR
25/05/2020	Sell 201 CGFPA		19,153.41		40,357.54 DR
25/05/2020	Buy 2750 WEB			10,114.50	30,243.04 DR
25/05/2020	CGFPA Dividend [System Matched Income Data]		146.73		30,389.77 DR
28/05/2020	Sell 167 CBA		9,984.64		40,374.41 DR
28/05/2020	Buy 1850 STO			10,104.50	30,269.91 DR
29/05/2020	Sell 266 WEB		1,098.99		31,368.90 DR
29/05/2020	Sell 312 CBA		20,061.35		51,430.25 DR
29/05/2020	Buy 69 CSL			20,003.96	31,426.29 DR
02/06/2020	Sell 2484 WEB		10,262.77		41,689.06 DR
03/06/2020	Reversal NAB SPP Offer		30,000.00		71,689.06 DR
03/06/2020	Buy 1248 MSB			4,951.46	66,737.60 DR
03/06/2020	Buy 335 NAB			4,740.25	61,997.35 DR
03/06/2020	NAB SPP refund expented			25,259.75	36,737.60 DR
04/06/2020	Buy 589 NAB			11,157.86	25,579.74 DR
04/06/2020	Portfolio Service Fees May 2020			75.80	25,503.94 DR
04/06/2020	Adviser Fee MAY 2020			310.78	25,193.16 DR
04/06/2020	Buy 4156 OSH			14,591.13	10,602.03 DR
05/06/2020	Buy 114 OSH			406.92	10,195.11 DR
05/06/2020	Buy 8 NAB			155.72	10,039.39 DR
05/06/2020	Reversal of NAB SPP refund expected		25,259.75		35,299.14 DR
09/06/2020	Buy 353 NAB			6,687.13	28,612.01 DR
10/06/2020	Sell 223 Rio		22,454.90		51,066.91 DR
12/06/2020	Buy 2739 OSH			10,019.35	41,047.56 DR
15/06/2020	Sell 1002 FLT		15,138.27		56,185.83 DR
16/06/2020	Sell 7009 OSH		22,404.13		78,589.96 DR
16/06/2020	Sell 764 WPL		16,174.80		94,764.76 DR
16/06/2020	Sell 6544 STO		34,122.10		128,886.86 DR
17/06/2020	Cash Withdrawal - Ord Minett [ORD MINNETT HUB24 CUSTODIAL 158824]			2,000.00	126,886.86 DR
18/06/2020	Buy 5000 OSH			17,171.99	109,714.87 DR

GD & LA Edwards Superannuation Fund

General Ledger

As at 30 June 2020

Transaction Date	Description	Units	Debit	Credit	Balance \$
18/06/2020	Buy 1785 FLT			25,017.49	84,697.38 DR
23/06/2020	Buy 611 STO			3,351.97	81,345.41 DR
25/06/2020	Buy 1221 STO			6,698.44	74,646.97 DR
25/06/2020	Sell 1248 MSB		4,221.21		78,868.18 DR
29/06/2020	Sell 977 NAB		17,468.38		96,336.56 DR
29/06/2020	Sell 1785 FLT		20,415.78		116,752.34 DR
30/06/2020	WBCPG Dividend Paid [System Matched Income Data]		386.12		117,138.46 DR
			587,393.97	603,090.86	117,138.46 DR
Distributions Receivable (61800)					
<u>Lendlease Group (LLC.AX2)</u>					
01/07/2019	Opening Balance				166.84 DR
31/03/2020	LLC Transactions			166.84	0.00 DR
31/03/2020	LLC Transactions		41.26		41.26 DR
			41.26	166.84	41.26 DR
<u>Magellan Global Trust (MGG.AX)</u>					
01/07/2019	Opening Balance				276.21 DR
29/07/2019	MGG DRP [Amount Receivable]			276.21	0.00 DR
				276.21	0.00 DR
Sundry Debtors (68000)					
<u>Sundry Debtors (68000)</u>					
15/05/2020	NAB SPP Offer		30,000.00		30,000.00 DR
18/05/2020	NAB SPP Offer		30,000.00		60,000.00 DR
18/05/2020	Reversal NAB SPP Offer			30,000.00	30,000.00 DR
03/06/2020	NAB SPP refund expented		25,259.75		55,259.75 DR
03/06/2020	Reversal NAB SPP Offer			30,000.00	25,259.75 DR
05/06/2020	Reversal of NAB SPP refund expected			25,259.75	0.00 DR
30/06/2020	NAB Shares Sold - Settled 01.07.20		26,962.45		26,962.45 DR
			112,222.20	85,259.75	26,962.45 DR
Shares in Listed Companies (Australian) (77600)					
<u>Aristocrat Leisure Limited (ALL.AX)</u>					
07/05/2020	Buy 198 ALL	198.00	4,919.62		4,919.62 DR
21/05/2020	Buy 81 ALL	81.00	2,145.13		7,064.75 DR
22/05/2020	Buy 11 All	11.00	284.04		7,348.79 DR
25/05/2020	Buy 285 ALI	285.00	7,547.70		14,896.49 DR
30/06/2020	Revaluation - 30/06/2020 @ \$25.500000 (System Price) - 575.000000 Units on hand			233.99	14,662.50 DR
		575.00	14,896.49	233.99	14,662.50 DR
<u>Ansell Limited - Ordinary Fully Paid (ANN.AX)</u>					
01/07/2019	Opening Balance	398.00			10,686.30 DR
28/10/2019	Sell 7 ANN	(7.00)		140.49	10,545.81 DR
28/10/2019	Unrealised Gain writeback as at 28/10/2019			47.46	10,498.35 DR
30/10/2019	Sell 391 ANN	(391.00)		7,847.42	2,650.93 DR
30/10/2019	Unrealised Gain writeback as at 30/10/2019			2,650.93	0.00 DR
		0.00		10,686.30	0.00 DR

GD & LA Edwards Superannuation Fund

General Ledger

As at 30 June 2020

Transaction Date	Description	Units	Debit	Credit	Balance \$
<u>BHP Group Limited (BHP.AX)</u>					
18/03/2020	Buy 95 BHP	95.00	2,585.55		2,585.55 DR
19/03/2020	Buy 2 BHP	2.00	53.82		2,639.37 DR
20/03/2020	Buy 451 BHP	451.00	12,274.56		14,913.93 DR
23/03/2020	Buy 2 BHP	2.00	53.81		14,967.74 DR
14/04/2020	Buy 200 BHP	200.00	6,294.72		21,262.46 DR
16/04/2020	Buy 434 BHP	434.00	13,659.52		34,921.98 DR
30/06/2020	Revaluation - 30/06/2020 @ \$35.820000 (System Price) - 1,184.000000 Units on hand		7,488.90		42,410.88 DR
		1,184.00	42,410.88		42,410.88 DR
<u>Blackmores Limited (BKL.AX)</u>					
01/07/2019	Opening Balance	85.00			7,642.35 DR
28/02/2020	Sell 85 BKL	(85.00)		9,967.50	2,325.15 CR
28/02/2020	Unrealised Gain writeback as at 28/02/2020		2,325.15		0.00 DR
		0.00	2,325.15	9,967.50	0.00 DR
<u>Commonwealth Bank Of Australia. (CBA.AX)</u>					
01/07/2019	Opening Balance	287.00			23,757.86 DR
28/02/2020	Sell 54 CBA	(54.00)		3,860.83	19,897.03 DR
28/02/2020	Unrealised Gain writeback as at 28/02/2020			651.03	19,246.00 DR
02/03/2020	Sell 33 CBA	(33.00)		2,351.42	16,894.58 DR
02/03/2020	Unrealised Gain writeback as at 02/03/2020			397.85	16,496.73 DR
03/03/2020	Sell 69 CBA	(69.00)		4,916.60	11,580.13 DR
03/03/2020	Unrealised Gain writeback as at 03/03/2020			831.87	10,748.26 DR
04/03/2020	Sell 131 CBA	(131.00)		9,168.92	1,579.34 DR
04/03/2020	Unrealised Gain writeback as at 04/03/2020			1,579.35	0.01 CR
24/03/2020	Buy 325 CBA	325.00	19,522.00		19,521.99 DR
15/04/2020	Buy 388 CBA	388.00	24,059.78		43,581.77 DR
16/04/2020	Buy 5 CBA	5.00	305.24		43,887.01 DR
17/04/2020	Buy 171 CBA	171.00	10,603.66		54,490.67 DR
19/05/2020	Buy 590 CBA	590.00	35,143.61		89,634.28 DR
28/05/2020	Sell 167 CBA	(167.00)		10,355.63	79,278.65 DR
29/05/2020	Sell 312 CBA	(312.00)		19,347.04	59,931.61 DR
30/06/2020	Revaluation - 30/06/2020 @ \$69.420000 (System Price) - 1,000.000000 Units on hand		9,488.39		69,420.00 DR
		1,000.00	99,122.68	53,460.54	69,420.00 DR
<u>Challenger Limited - Cnv Pref 3-Bbsw+3.40% Perp Sub Non-Cum Red T-05-22 (CGFPA.AX)</u>					
01/07/2019	Opening Balance	201.00			20,407.53 DR
25/05/2020	Sell 201 CGFPA	(201.00)		19,206.56	1,200.97 DR
25/05/2020	Unrealised Gain writeback as at 25/05/2020			1,200.97	0.00 DR
		0.00		20,407.53	0.00 DR
<u>CSL Limited (CSL.AX)</u>					
29/05/2020	Buy 69 CSL	69.00	20,003.96		20,003.96 DR
30/06/2020	Revaluation - 30/06/2020 @ \$287.000000 (System Price) -			200.96	19,803.00 DR

GD & LA Edwards Superannuation Fund

General Ledger

As at 30 June 2020

Transaction Date	Description	Units	Debit	Credit	Balance \$
	69.000000 Units on hand				
		69.00	20,003.96	200.96	19,803.00 DR
<u>Flight Centre Travel Group Limited (FLT.AX)</u>					
15/05/2020	Buy 518 FLT	518.00	5,155.70		5,155.70 DR
19/05/2020	Buy 1 FLT	1.00	10.69		5,166.39 DR
19/05/2020	Buy 474 FLT	474.00	4,717.77		9,884.16 DR
25/05/2020	Buy 9 FLT	9.00	98.94		9,983.10 DR
15/06/2020	Sell 1002 FLT	(1,002.00)		9,983.10	0.00 DR
18/06/2020	Buy 1785 FLT	1,785.00	25,017.49		25,017.49 DR
29/06/2020	Sell 1785 FLT	(1,785.00)		25,017.49	0.00 DR
		0.00	35,000.59	35,000.59	0.00 DR
<u>Lendlease Group (LLC.AX2)</u>					
01/07/2019	Opening Balance	814.00			10,582.00 DR
02/03/2020	Sell 814 LLC (Auto reprocessed due to distribution entered / deleted on 30/06/2020)	(814.00)		10,915.28	333.28 CR
02/03/2020	Unrealised Gain writeback as at 02/03/2020		333.28		0.00 DR
		0.00	333.28	10,915.28	0.00 DR
<u>Magellan Financial Group Limited (MFG.AX)</u>					
01/07/2019	Opening Balance	293.00			14,943.00 DR
06/08/2019	Sell 2 MFG	(2.00)		45.76	14,897.24 DR
06/08/2019	Unrealised Gain writeback as at 06/08/2019			59.60	14,837.64 DR
08/08/2019	Sell 291 MFG	(291.00)		6,165.81	8,671.83 DR
08/08/2019	Unrealised Gain writeback as at 08/08/2019			8,671.83	0.00 DR
03/09/2019	Buy 2 MFG	2.00	101.49		101.49 DR
04/09/2019	Buy 137 MFG	137.00	6,875.40		6,976.89 DR
09/09/2019	Buy 1 MFG	1.00	53.70		7,030.59 DR
11/09/2019	Buy 136 MFG	136.00	7,303.47		14,334.06 DR
12/09/2019	Buy 2 MFG	2.00	106.77		14,440.83 DR
12/09/2019	Buy 10 MFG	10.00	519.88		14,960.71 DR
13/09/2019	Buy 1 MFG	1.00	51.55		15,012.26 DR
16/09/2019	Buy 103 MFG	103.00	5,354.82		20,367.08 DR
17/09/2019	Buy 1 MFG	1.00	51.55		20,418.63 DR
28/02/2020	Sell 99 MFG	(99.00)		5,316.50	15,102.13 DR
02/03/2020	Sell 12 MFG	(12.00)		623.86	14,478.27 DR
03/03/2020	Sell 80 MFG	(80.00)		4,226.99	10,251.28 DR
04/03/2020	Sell 202 MFG	(202.00)		10,251.29	0.01 CR
30/06/2020	Revaluation - 30/06/2020 @ \$0.000000 - 0.000000 Units on hand		0.01		0.00 DR
		0.00	20,418.64	35,361.64	0.00 DR
<u>Mesoblast Limited (MSB.AX)</u>					
03/06/2020	Buy 1248 MSB	1,248.00	4,951.46		4,951.46 DR
25/06/2020	Sell 1248 MSB	(1,248.00)		4,951.46	0.00 DR
		0.00	4,951.46	4,951.46	0.00 DR
<u>National Australia Bank Limited (NAB.AX)</u>					
01/07/2019	Opening Balance	767.00			20,494.24 DR

GD & LA Edwards Superannuation Fund

General Ledger

As at 30 June 2020

Transaction Date	Description	Units	Debit	Credit	Balance \$
02/03/2020	Sell 185 NAB	(185.00)		4,807.88	15,686.36 DR
02/03/2020	Unrealised Gain writeback as at 02/03/2020			63.55	15,622.81 DR
04/03/2020	Sell 582 NAB	(582.00)		15,693.21	70.40 CR
04/03/2020	Unrealised Gain writeback as at 04/03/2020			199.92	270.32 CR
20/03/2020	Buy 1200 NAB	1,200.00	20,422.43		20,152.11 DR
03/06/2020	Buy 335 NAB	335.00	4,740.25		24,892.36 DR
04/06/2020	Buy 589 NAB	589.00	11,157.86		36,050.22 DR
05/06/2020	Buy 8 NAB	8.00	155.72		36,205.94 DR
09/06/2020	Buy 353 NAB	353.00	6,687.13		42,893.07 DR
29/06/2020	Sell 977 NAB	(977.00)		18,460.21	24,432.86 DR
30/06/2020	NAB Shares Sold - Settled 01.07.20	(1,508.00)		24,703.18	270.32 CR
30/06/2020	Unrealised Gain writeback as at 30/06/2020			270.32	540.64 CR
30/06/2020	Revaluation - 30/06/2020 @ \$0.000000 - 0.000000 Units on hand		540.64		0.00 DR
		0.00	43,704.03	64,198.27	0.00 DR
Orora Limited (ORA.AX)					
01/07/2019	Opening Balance	6,348.00			20,567.52 DR
28/02/2020	Sell 1026 ORA	(1,026.00)		2,873.55	17,693.97 DR
28/02/2020	Unrealised Gain writeback as at 28/02/2020			779.70	16,914.27 DR
03/03/2020	Sell 5322 ORa	(5,322.00)		12,869.85	4,044.42 DR
03/03/2020	Unrealised Gain writeback as at 03/03/2020			4,044.42	0.00 DR
		0.00		20,567.52	0.00 DR
Oil Search Limited (OSH.AX)					
04/06/2020	Buy 4156 OSH	4,156.00	14,591.13		14,591.13 DR
05/06/2020	Buy 114 OSH	114.00	406.92		14,998.05 DR
12/06/2020	Buy 2739 OSH	2,739.00	10,019.35		25,017.40 DR
16/06/2020	Sell 7009 OSH	(7,009.00)		25,017.40	0.00 DR
18/06/2020	Buy 5000 OSH	5,000.00	17,171.99		17,171.99 DR
30/06/2020	Revaluation - 30/06/2020 @ \$3.170000 (System Price) - 5,000.000000 Units on hand			1,321.99	15,850.00 DR
		5,000.00	42,189.39	26,339.39	15,850.00 DR
RIO Tinto Limited (RIO.AX)					
02/09/2019	Buy 5 RIO	5.00	444.14		444.14 DR
04/09/2019	Buy 108 RIO	108.00	9,593.48		10,037.62 DR
09/09/2019	Buy 31 RIO	31.00	2,801.52		12,839.14 DR
11/09/2019	Buy 52 RIO	52.00	4,699.35		17,538.49 DR
12/09/2019	Buy 80 RIO	80.00	7,410.54		24,949.03 DR
20/09/2019	Buy 50 RIO [Buy 51 RIO]	51.00	4,724.32		29,673.35 DR
24/09/2019	Buy 57 RIO	57.00	5,280.13		34,953.48 DR
28/02/2020	Sell 102 RIO	(102.00)		9,448.65	25,504.83 DR
03/03/2020	Sell 59 RIO	(59.00)		5,465.29	20,039.54 DR
10/06/2020	Sell 223 Rio	(223.00)		20,039.55	0.01 CR
30/06/2020	Revaluation - 30/06/2020 @ \$0.000000 - 0.000000 Units on hand		0.01		0.00 DR

GD & LA Edwards Superannuation Fund

General Ledger

As at 30 June 2020

Transaction Date	Description	Units	Debit	Credit	Balance \$
		0.00	34,953.49	34,953.49	0.00 DR
<u>Reliance Worldwide Corporation Limited (RWC.AX)</u>					
01/07/2019	Opening Balance	2,480.00			8,729.60 DR
28/02/2020	Sell 371 RWC	(371.00)		1,067.17	7,662.43 DR
28/02/2020	Unrealised Gain writeback as at 28/02/2020			238.75	7,423.68 DR
03/03/2020	Sell 2109 RWC	(2,109.00)		6,066.47	1,357.21 DR
03/03/2020	Unrealised Gain writeback as at 03/03/2020			1,357.21	0.00 DR
		0.00		8,729.60	0.00 DR
<u>Sonic Healthcare Limited (SHL.AX)</u>					
01/07/2019	Opening Balance	439.00			11,896.90 DR
30/06/2020	Revaluation - 30/06/2020 @ \$30.430000 (System Price) - 439.000000 Units on hand		1,461.87		13,358.77 DR
		439.00	1,461.87		13,358.77 DR
<u>Smartgroup Corporation Ltd - Ordinary Fully Paid (SIQ.AX)</u>					
01/07/2019	Opening Balance	2,609.00			21,759.06 DR
28/02/2020	Sell 50 SIQ	(50.00)		248.06	21,511.00 DR
28/02/2020	Unrealised Gain writeback as at 28/02/2020			114.53	21,396.47 DR
03/03/2020	Sell 2559 SIQ	(2,559.00)		15,534.64	5,861.83 DR
03/03/2020	Unrealised Gain writeback as at 03/03/2020			5,861.83	0.00 DR
		0.00		21,759.06	0.00 DR
<u>Santos Limited (STO.AX)</u>					
18/03/2020	Buy 113 STO	113.00	362.04		362.04 DR
20/03/2020	Buy 4441 STO	4,441.00	14,228.16		14,590.20 DR
23/03/2020	Buy 140 STO	140.00	389.28		14,979.48 DR
28/05/2020	Buy 1850 STO	1,850.00	10,104.50		25,083.98 DR
16/06/2020	Sell 6544 STO	(6,544.00)		25,083.98	0.00 DR
23/06/2020	Buy 611 STO	611.00	3,351.97		3,351.97 DR
25/06/2020	Buy 1221 STO	1,221.00	6,698.44		10,050.41 DR
30/06/2020	Revaluation - 30/06/2020 @ \$5.300000 (System Price) - 1,832.000000 Units on hand			340.81	9,709.60 DR
		1,832.00	35,134.39	25,424.79	9,709.60 DR
<u>Westpac Banking Corporation (WBC.AX)</u>					
01/07/2019	Opening Balance	775.00			21,979.00 DR
02/03/2020	Sell 206 WBC	(206.00)		6,253.41	15,725.59 DR
02/03/2020	Unrealised Gain writeback as at 02/03/2020		386.05		16,111.64 DR
04/03/2020	Sell 569 WBC	(569.00)		17,177.96	1,066.32 CR
04/03/2020	Unrealised Gain writeback as at 04/03/2020		1,066.32		0.00 DR
		0.00	1,452.37	23,431.37	0.00 DR
<u>Westpac Banking Corporation (WBCPG.AX)</u>					
01/07/2019	Opening Balance	415.00			43,948.50 DR
30/06/2020	Revaluation - 30/06/2020 @ \$102.300000 (System Price) - 415.000000 Units on hand			1,494.00	42,454.50 DR
		415.00		1,494.00	42,454.50 DR

GD & LA Edwards Superannuation Fund

General Ledger

As at 30 June 2020

Transaction Date	Description	Units	Debit	Credit	Balance \$
<u>Webjet Limited (WEB.AX)</u>					
25/05/2020	Buy 2750 WEB	2,750.00	10,114.50		10,114.50 DR
29/05/2020	Sell 266 WEB	(266.00)		978.35	9,136.15 DR
02/06/2020	Sell 2484 WEB	(2,484.00)		9,136.15	0.00 DR
		0.00	10,114.50	10,114.50	0.00 DR
<u>Woodside Petroleum Ltd (WPL.AX)</u>					
01/07/2019	Opening Balance	486.00			17,670.96 DR
02/09/2019	Buy 47 WPL	47.00	1,494.92		19,165.88 DR
04/09/2019	Buy 189 WPL	189.00	6,011.47		25,177.35 DR
09/09/2019	Buy 136 WPL	136.00	4,330.13		29,507.48 DR
11/09/2019	Buy 21 WPL	21.00	668.62		30,176.10 DR
20/09/2019	Buy 308 WPL	308.00	9,989.12		40,165.22 DR
28/02/2020	Sell 327 WPL	(327.00)		10,598.00	29,567.22 DR
28/02/2020	Unrealised Gain writeback as at 28/02/2020			650.13	28,917.09 DR
02/03/2020	Sell 684 WPL	(684.00)		21,573.95	7,343.14 DR
02/03/2020	Unrealised Gain writeback as at 02/03/2020			1,359.90	5,983.24 DR
03/03/2020	Sell 176 WPL	(176.00)		5,633.32	349.92 DR
03/03/2020	Unrealised Gain writeback as at 03/03/2020			349.92	0.00 DR
01/04/2020	Buy 753 WPL	753.00	14,776.92		14,776.92 DR
02/04/2020	Buy 7 WPL	7.00	137.77		14,914.69 DR
06/04/2020	Buy 4 WPL	4.00	78.73		14,993.42 DR
16/06/2020	Sell 764 WPL	(764.00)		14,993.42	0.00 DR
		0.00	37,487.68	55,158.64	0.00 DR
<u>Units in Listed Unit Trusts (Australian) (78200)</u>					
<u>Magellan Global Trust (MGG.AX)</u>					
01/07/2019	Opening Balance	9,207.00			16,434.50 DR
06/08/2019	Sell 9207 MGG	(9,207.00)		12,999.00	3,435.50 DR
06/08/2019	Unrealised Gain writeback as at 06/08/2019			3,435.50	0.00 DR
		0.00		16,434.50	0.00 DR
<u>Nb Global Corporate Income Trust (NBI.AX)</u>					
11/07/2019	Buy 25000 NBI-SF	25,000.00	50,000.00		50,000.00 DR
11/05/2020	Sell 9241 NBI	(9,241.00)		18,482.00	31,518.00 DR
12/05/2020	Sell 92 NBI	(92.00)		184.00	31,334.00 DR
21/05/2020	Sell 6120 NBI	(6,120.00)		12,240.00	19,094.00 DR
25/05/2020	Sell 9547 NBI	(9,547.00)		19,094.00	0.00 DR
		0.00	50,000.00	50,000.00	0.00 DR
<u>Units in Unlisted Unit Trusts (Australian) (78400)</u>					
<u>Edwards Family Unit Trust (EDWA.AX)</u>					
01/07/2019	Opening Balance	527,919.62			528,612.78 DR
		527,919.62			528,612.78 DR
<u>Income Tax Payable/Refundable (85000)</u>					
<u>Income Tax Payable/Refundable (85000)</u>					
01/07/2019	Opening Balance				2,602.71 CR
18/07/2019	2018 tax return		2,355.95		246.76 CR

GD & LA Edwards Superannuation Fund

General Ledger

As at 30 June 2020

Transaction Date	Description	Units	Debit	Credit	Balance \$
25/10/2019	INTERNET BILL PAYMNT INTERNET BPAY TAX OFFICE PAYMENTS 507454120595160		1,288.00		1,041.24 DR
02/01/2020	INTERNET BILL PAYMNT INTERNET BPAY TAX OFFICE PAYMENTS 507454120595160		1,288.00		2,329.24 DR
02/04/2020	INTERNET BILL PAYMNT INTERNET BPAY TAX OFFICE PAYMENTS 507454120595160		1,288.00		3,617.24 DR
19/06/2020	2019 tax return		246.76		3,864.00 DR
30/06/2020	June 2020 PAYG Instalment Payable		1,288.00		5,152.00 DR
30/06/2020	Create Entries - Franking Credits Adjustment - 30/06/2020		4,234.81		9,386.81 DR
30/06/2020	Create Entries - Foreign Credits Adjustment - 30/06/2020		2.49		9,389.30 DR
30/06/2020	Create Entries - Income Tax Expense - 30/06/2020			4,552.80	4,836.50 DR
			11,992.01	4,552.80	4,836.50 DR

PAYG Instalment Payable (86000)

PAYG Instalment Payable (86000)

30/06/2020	June 2020 PAYG Instalment Payable			1,288.00	1,288.00 CR
				1,288.00	1,288.00 CR

Loan - Edwards Family Unit Trust (88009)

Loan - Edwards Family Unit Trust (88009)

01/07/2019	Opening Balance				2,898.60 CR
18/07/2019	2018 accounting fees Unit Trust		1,650.00		1,248.60 CR
19/07/2019	2019 accounting and audit fees paid by unit trust			3,432.00	4,680.60 CR
28/10/2019	INTERNET TRANSFER INTERNET TRANSFER Mcdowall st rates Nominees		481.25		4,199.35 CR
28/11/2019	INTERNET BILL PAYMNT INTERNET BPAY UNITYWATER 0998489355		391.33		3,808.02 CR
27/04/2020	INTERNET BILL PAYMNT INTERNET BPAY ALLIANZ NATIONAL 21870001860585		931.81		2,876.21 CR
04/05/2020	INTERNET TRANSFER ONLINE P8809745113 3 Mcdowall rent GDE PROP PL			106.12	2,982.33 CR
08/06/2020	INTERNET TRANSFER ONLINE N4353444728 3 Mcdowall rent GDE PROP PL			1,500.00	4,482.33 CR
15/06/2020	INTERNET TRANSFER INTERNET TRANSFER EDWA0024		1,100.00		3,382.33 CR
19/06/2020	INTERNET TRANSFER ONLINE H4637414364 from nom to prop EDWARDS SUPR		2,898.60		483.73 CR
30/06/2020	EOY adj			3,241.33	3,725.06 CR
			7,452.99	8,279.45	3,725.06 CR

Total Debits: 1,578,289.39

Total Credits: 1,578,289.39

GD & LA Edwards Superannuation Fund
Statement of Financial Position

As at 30 June 2020

	Note	2020 \$	2019 \$
Assets			
Investments			
Shares in Listed Companies (Australian)	2	227,669.25	255,064.82
Units in Listed Unit Trusts (Australian)	3	0.00	16,434.50
Units in Unlisted Unit Trusts (Australian)	4	528,612.78	528,612.78
Total Investments		<u>756,282.03</u>	<u>800,112.10</u>
Other Assets			
Sundry Debtors		26,962.45	0.00
Cash at Bank		664.03	8,604.16
Nabtrade - Cash Account		72.54	72.54
Ord Minnett Cash Account		117,138.46	132,835.35
NABTRADE High Int 1755053-005		31.05	31.05
Distributions Receivable		41.26	443.05
Income Tax Refundable		4,836.50	0.00
Total Other Assets		<u>149,746.29</u>	<u>141,986.15</u>
Total Assets		<u>906,028.32</u>	<u>942,098.25</u>
Less:			
Liabilities			
Income Tax Payable		0.00	2,602.71
PAYG Instalment Payable		1,288.00	0.00
Loan - Edwards Family Unit Trust		3,725.06	2,898.60
Total Liabilities		<u>5,013.06</u>	<u>5,501.31</u>
Net assets available to pay benefits		<u>901,015.26</u>	<u>936,596.94</u>
Represented by:			
Liability for accrued benefits allocated to members' accounts	6, 7		
Edwards, Gary - Accumulation		91,558.81	88,650.92
Edwards, Gary - Pension (Pension)		693,602.27	735,373.05
Edwards, Lynette - Accumulation		115,854.18	112,572.97
Total Liability for accrued benefits allocated to members' accounts		<u>901,015.26</u>	<u>936,596.94</u>

The accompanying notes form part of these financial statements.

GD & LA Edwards Superannuation Fund

Operating Statement

For the year ended 30 June 2020

	Note	2020 \$	2019 \$
Income			
Investment Income			
Trust Distributions	10	17,723.64	14,274.98
Dividends Received	9	11,221.15	15,434.20
Interest Received		136.92	748.51
Contribution Income			
Personal Concessional		600.00	0.00
Personal Non Concessional		2,000.00	0.00
Other Contributions		500.00	505.00
Total Income		<u>32,181.71</u>	<u>30,962.69</u>
Expenses			
Accountancy Fees		6,175.00	3,565.00
ATO Supervisory Levy		518.00	259.00
Auditor's Remuneration		869.00	407.00
ASIC Fees		54.00	5.00
Advisor Fees		3,955.56	4,247.49
Investment Expenses		1,005.32	976.69
Insurance		320.00	320.00
		<u>12,896.88</u>	<u>9,780.18</u>
Member Payments			
Pensions Paid		52,841.33	34,785.37
Investment Losses			
Changes in Market Values	11	1,709.68	(2,196.04)
Total Expenses		<u>67,447.89</u>	<u>42,369.51</u>
Benefits accrued as a result of operations before income tax			
Income Tax Expense	12	315.50	246.76
Benefits accrued as a result of operations		<u>(35,581.68)</u>	<u>(11,653.58)</u>

The accompanying notes form part of these financial statements.

GD & LA Edwards Superannuation Fund

Fund Summary Report

As at 30 June 2020

Fund Details

Date Formed: 09/05/1994
Tax File Number: Provided
ABN: 50745412059

Period: 01/07/2019 - 30/06/2020
Fund Type: SMSF
GST Registered: No

Postal Address:

31 Spowers Street
Bongaree, Queensland 4507

Physical Address:

31 Spowers Street
Bongaree, Queensland 4507

Members

Number of Members: 2

Name	Age	Member Accounts	Pension Accounts	Tax File Number	Beneficiary Details
Edwards, Gary	63	2	1	Provided	Provided
Edwards, Lynette	59	1	0	Provided	Provided

Fund Relationships

Relationship Type	Contact
Accountant	Sam Greco & Co Chartered Accountants
Accountant/Bookkeeper	Sam Greco & Co Chartered Accountants
Auditor	Super Audits Pty Ltd
Auditor	Boys, Anthony
Fund Contact	Edwards, Gary
Investment Advisor	Ord Minnett
Tax Agent	Sam Greco & Co Chartered Accountants
Tax Agent	Greco, Sam
Trustee	G.D.E. Nominees Pty Ltd Edwards, Gary Edwards, Lynette

Cannot generate Depreciation Schedule report. ERROR - There is no data. Distribution Reconciliation Report cannot be displayed.