

R Widdowson Medical Services Pty Ltd Superannuation Fund

Trial Balance

As at 30 June 2021

Last Year	Code	Account Name	Units	Debits \$	Credits \$
	23800	Distributions Received			
	23800/BTPANWIDD	BT Panorama			24,731.72
(26,483.60)	23800/BTWIDD	BT Wrap			20,611.94
(245.00)	23800/TCL.AX	Transurban			177.50
	23900	Dividends Received			
(1,909.20)	23900/AGL.AX	AGL			1,582.40
	23900/AMP.AX	AMP Limited			150.00
(2,328.00)	23900/ANZ.AX	ANZ Bank			873.00
(896.40)	23900/NAB.AX	National Bank			324.00
(540.00)	23900/ORG.AX	Origin Energy			405.00
(1,464.84)	23900/QBE.AX	QBE Insurance			112.68
(985.60)	23900/TLS.AX	Telstra			985.60
(536.63)	23900/WOW.AX	Woolworths			526.21
(124.73)	23900/WPP.AX	WPP AUNZ - (formerly STW)			1,084.60
(44,979.07)	24700	Changes in Market Values of Investments			619,518.63
	25000	Interest Received			
(379.26)	25000/Cash at Bank14	Cash at Bank			11.15
	26500	Other Investment Income			
(178.75)	26500/WIDDOSF_SUN DRY	Sundry			500.00
1,760.00	30100	Accountancy Fees		1,870.00	
53.00	30200	Administration Costs		54.00	
259.00	30400	ATO Supervisory Levy		259.00	
561.00	30700	Auditor's Remuneration		415.00	
	37500	Investment Expenses			
	37500/BTPANWIDD	BT Panorama		222.21	
8,549.89	37500/BTWIDD	BT Wrap		7,662.83	
	41600	Pensions Paid			
1,640.00	41600/WIDROB00001 P	(Pensions Paid) Widdowson, Robin - Pension (ABP)		1,720.00	
58,236.00	41600/WIDRUT00002P	(Pensions Paid) Widdowson, Ruth Elizabeth - Pension (ABP # 1)		57,664.00	

R Widdowson Medical Services Pty Ltd Superannuation Fund

Trial Balance

As at 30 June 2021

Last Year	Code	Account Name	Units	Debits \$	Credits \$
13,300.00	41600/WIDRUT00003P	(Pensions Paid) Widdowson, Ruth Elizabeth - Pension (ABP # 2)		13,980.00	
(7,075.00)	48500	Income Tax Expense			5,088.34
3,767.19	49000	Profit/Loss Allocation Account		592,835.73	
	50010	Opening Balance			
(54,683.50)	50010/WIDROB00001 P	(Opening Balance) Widdowson, Robin - Pension (ABP)			57,222.20
(420,390.58)	50010/WIDRUT00002P	(Opening Balance) Widdowson, Ruth Elizabeth - Pension (ABP # 1)			394,279.21
(531,822.83)	50010/WIDRUT00003P	(Opening Balance) Widdowson, Ruth Elizabeth - Pension (ABP # 2)			559,162.69
	53100	Share of Profit/(Loss)			
(4,178.70)	53100/WIDROB00001 P	(Share of Profit/(Loss)) Widdowson, Robin - Pension (ABP)			37,640.28
(32,124.63)	53100/WIDRUT00002P	(Share of Profit/(Loss)) Widdowson, Ruth Elizabeth - Pension (ABP # 1)			256,020.56
(40,639.86)	53100/WIDRUT00003P	(Share of Profit/(Loss)) Widdowson, Ruth Elizabeth - Pension (ABP # 2)			372,538.89
	54160	Pensions Paid			
1,640.00	54160/WIDROB00001 P	(Pensions Paid) Widdowson, Robin - Pension (ABP)		1,720.00	
58,236.00	54160/WIDRUT00002P	(Pensions Paid) Widdowson, Ruth Elizabeth - Pension (ABP # 1)		57,664.00	
13,300.00	54160/WIDRUT00003P	(Pensions Paid) Widdowson, Ruth Elizabeth - Pension (ABP # 2)		13,980.00	
	60400	Bank Accounts			
91,364.88	60400/Cash at Bank14	Cash at Bank		91,899.02	
	61800	Distributions Receivable			
	61800/BTPANWIDD	BT Panorama		12,365.68	
12,859.39	61800/BTWIDD	BT Wrap			0.00
80.00	61800/TCL.AX	Transurban		102.50	
	74700	Managed Investments			
	74700/BTPANWIDD	BT Panorama	1.0000	586,748.01	
529,288.17	74700/BTWIDD	BT Wrap	1.0000	529,288.17	
	77600	Shares in Listed Companies			
29,326.00	77600/AGL.AX	AGL	1,720.0000	14,104.00	
2,782.50	77600/AMP.AX	AMP Limited	1,500.0000	1,687.50	
27,121.20	77600/ANZ.AX	ANZ Bank	1,455.0000	40,958.25	

R Widdowson Medical Services Pty Ltd Superannuation Fund

Trial Balance

As at 30 June 2021

Last Year	Code	Account Name	Units	Debits \$	Credits \$
9,838.80	77600/NAB.AX	National Bank	540.0000	14,158.80	
10,512.00	77600/ORG.AX	Origin Energy	1,800.0000	8,118.00	
24,958.62	77600/QBE.AX	QBE Insurance	2,817.0000	30,395.43	
19,280.80	77600/TLS.AX	Telstra	6,160.0000	23,161.60	
223.42	77600/VUK.AX	Virgin Money Uk Plc	135.0000	496.80	
19,422.88	77600/WOW.AX	Woolworths	521.0000	19,865.73	
1,518.44	77600/WPP.AX	WPP AUNZ - (formerly STW)	0.0000		0.00
	78200	Units in Listed Unit Trusts			
7,065.00	78200/TCL.AX	Transurban	500.0000	7,115.00	
	78400	Units in Unlisted Unit Trusts			
217,947.00	78400/ROPAN.AX	Ropan Inv Project	100,000.0000	217,947.00	
7,075.00	85000	Income Tax Payable/Refundable		5,088.34	
				2,353,546.60	2,353,546.60

Current Year Profit/(Loss): 587,747.39

2380
BT PANORAMA

①

R Widdowson Medical Services Pty Ltd Superannuation Fund

General Ledger

As at 30 June 2021

Transaction Date	Description	Units	Debit	Credit	Balance \$
Distributions Received (2380)					
BT Panorama (BTPANWIDD)					
30/06/2021	cash dist			12,366.04	12,366.04 CR
30/06/2021	dist rcvbl			12,365.68	24,731.72 CR
				24,731.72	24,731.72 CR

Total Debits: 0.00

Total Credits: 24,731.72

23800

2

BT Panorama

Annual statement

for the period 22 May 2021 to 30 June 2021

Account details

Product	BT Panorama Investments
Account ID	121267744
Account name	Ruth Widdowson & Robin Widdowson ATF R WIDDOWSON MEDICAL SERVICES P/L SUPER FUND
Adviser	ROPAN Financial Planning Group

Contents

Your statement at a glance	2
Portfolio valuation	3
Earnings and expenses	5
Transaction history	8
Complaints	11

\$586,748.01

Portfolio value as at 30 Jun 2021

For more information



1300 881 716



support@panorama.com.au

Please read the Annual Statement Guide where the information contained in this statement is further explained

Annual statement created 11 Sep 2021

23200
3

BT PANORAMA

Your statement at a glance

Total portfolio opening balance 22 May 2021 **\$0.00**

Inflows **\$557,826.51**

Deposits to Transaction account \$22,834.60
Asset transfers in \$534,991.91
New assets from corporate actions \$0.00

Outflows **-\$5,000.00**

Payments from Transaction account -\$5,000.00
Asset transfers out \$0.00
Less assets from corporate actions \$0.00

Expenses **-\$222.21**

Fees -\$222.21
Taxes \$0.00

Income on investments **\$12,366.04**

Market movement **\$21,777.67**

Total portfolio closing balance 30 Jun 2021 **\$586,748.01**

23800
ST PANCRAS

4

Distributions schedule - summary

Description	Total distribution \$	Less 2020 entitlement ¹ \$	Add 2021 entitlement ² \$	Total income ³ \$
BNT0101AU Hyperion Small Growth Companies Fund	0.00	0.00	3,728.88	3,728.88
ETL0060AU Allan Gray Australia Equity Fund	0.00	0.00	1,219.88	1,219.88
IML0001AU Investors Mutual Australian Smaller Companies Fund	0.00	0.00	2,396.47	2,396.47
VAN0002AU Vanguard Australian Shares Index Fund	0.00	0.00	295.64	295.64
VAN0003AU Vanguard International Share Index Fund	0.00	0.00	1,569.35	1,569.35
VAN0025AU Vanguard Australian Government Bond Index Fund	0.00	0.00	350.72	350.72
VAN0105AU Vanguard International Shares Index Fund (Hedged)	0.00	0.00	2,804.74	2,804.74
Total	\$0.00	\$0.00	\$12,365.68	\$12,365.68

¹ Income you received during the year ended 30 June 2021 which was included in your 30 June 2020 tax return.

² Income you received after 30 June 2021 which is required to be included in your 30 June 2021 tax return.

³ Total distribution amount shown in the following 'Distributions schedule - detail'.

Please refer to "Distributions schedule - detail" on the following pages for more detailed information by security.

Income from trusts has been recorded on an attribution basis for AMITs, and on a present entitlement basis for non-AMITs. Income components have been calculated based on amounts advised by the relevant fund managers.

23800

Tax ①

BT Panorama

Annual tax statement

for the period 22 May 2021 to 30 June 2021

Account details

Product BT Panorama Investments
Account ID 121267744
Account name Ruth Widdowson & Robin Widdowson
ATF R WIDDOWSON MEDICAL
SERVICES P/L SUPER FUND
Entity type SMSF
Adviser ROPAN Financial Planning Group

Contents

Summary of assessable income 2
Deductions and credits summary 3
Interest schedule 5
Distributions schedule 6
Capital gain/loss schedule 9
Miscellaneous expenses schedule 13
Complaints 14

For more information



1300 881 716



support@panorama.com.au

Please read the Panorama tax guide where the information contained in this statement is further explained

23800
TAX ②
BT PANORAMA

Summary of assessable income

Item	Amount \$
Gross interest	0.36 ✓
Unfranked dividends from shares	0.00
Franked dividends from shares	0.00
Franking credits from shares	0.00
Franked distributions from trusts	1,463.25 ✓
Distributions from trusts	1,712.91 ✓
Net capital gain	14,151.80
Foreign income	896.38
Foreign trust and CFC income	0.00
Australian franking credits from a New Zealand franking company	0.44 ✓
Other income	0.00
Total assessable income	\$18,225.14

23800
TAX (3)
BT PANORAMA

Deductions and credits summary

Deductions

Item	Amount \$
Listed investment company capital gain deduction	0.00
Expenses	222.21
Loss on sale of traditional security	0.00
Total deductions/expenses	\$222.21

Total taxable income from investment assets **\$18,002.93**

Tax credits

Item	Amount \$
TFN amounts withheld from interest	0.00
TFN amounts withheld from unfranked dividends	0.00
TFN amounts withheld from trust distributions	0.00
Credit for tax paid by trustee	0.00
Franking credits from shares (after 45 day rule)	0.00
Franking credits from trust distributions (after 45 day rule)	560.53
Australian franking credits from a New Zealand franking company	0.44
Foreign income tax offset (including CG offset)	102.21 ✓
Non-resident withholding tax on non-MIT distributions	0.00
Share of ESVCLP Tax Offset	0.00
Share of Early Stage Investor Tax Offset	0.00
Exploration Credits	0.00
Total tax credits	\$663.18

} 660.97

23800
BT WRAP
①

R Widdowson Medical Services Pty Ltd Superannuation Fund

General Ledger

As at 30 June 2021

Transaction Date	Description	Units	Debit	Credit	Balance \$
Distributions Received (23800)					
<u>BT Wrap (BTWIDD)</u>					
21/05/2021	dist for year			20,611.94	20,611.94 CR
				20,611.94	20,611.94 CR

Total Debits: 0.00

Total Credits: 20,611.94

23800
2

**BT Wrap Open
Trust Distributions Summary - Schedule C
Year ended 30-Jun-2021**

Investor number
M03182268
Investor name
R & R Widdowson ATF R Widdowson

Security	Security name	Income distributed in financial year (\$)	Less 2020 entitlement ¹ (\$)	Add 2021 entitlement ² (\$)	Total distribution ³ (\$)	Tax adjustments ⁴ (\$)	Distributions from trusts ⁵ (\$)
ETL0060AU	Allan Gray Australia Equity Fund	2,149.86	-2,149.86	0.00	0.00	0.00	0.00
BNT0101AU	Hyperion Small Growth Companies Fund	4,740.96	-4,699.26	0.00	41.70	-40.85	0.85
IML0001AU	Investors Mutual Aust Small Comp Fund	823.76	-541.07	0.00	282.69	110.86	393.55
VAN0025AU	Vanguard Australian Gov Bnd Indx Fd	4,773.02	-2,002.52	0.00	2,770.50	-1,277.57	1,492.93
VAN0002AU	Vanguard Australian Share Index Fund	1,405.81	-109.52	0.00	1,296.29	-29.14	1,267.15
VAN0003AU	Vanguard International Share Index Fund	3,923.02	-2,220.31	0.00	1,702.71	-1,700.99	1.72
VAN0105AU	Vanguard Intl Shares Index Fund (Hedged)	11,046.11	-1,136.85	0.00	9,909.26	-3,041.80	6,867.46
TOTAL (\$)		28,862.54	-12,859.39	0.00	16,003.15	-5,979.49	10,023.66

+ 392
+ 4604.27

20611.94

¹ Income you received during the year ended 30 June 2021 but included in your 30 June 2020 tax return.
² Income you received during the year ended 30 June 2022 but is required to be included in your 30 June 2021 tax return.
³ Total distribution amount shown in the Trust distributions detail - Schedule C.
⁴ This amount includes franking credits, capital gains, foreign income and foreign income tax offset shown separately in the Tax statement summary.
⁵ See 'Franked distributions from trusts' and 'Distributions from trusts' in the Tax statement summary.

Please refer to "Trust distributions detail - Schedule C" on the following pages for more detailed information by security.

**BT Wrap Open
Dividends - Schedule B
Year ended 30-Jun-2021**

23 100
3

Investor number
M03182268

Investor name
R & R Widdowson ATF R Widdowson

Date for tax purposes	Quantity	Unfranked amount	Unfranked CFI amount	Franked amount	Franking credits	Franking credits allowable
		(\$)	(\$)	(\$)	(\$)	(\$)
Source : AFI: Australian Foundat.						
01/09/2020	7,396	0.00	0.00	1,035.44	443.76	443.76
02/09/2020	7,396	0.00	0.00	-176.10	0.00	0.00
23/02/2021	7,396	0.00	0.00	739.60	316.97	316.97
		0.00	0.00	1,598.94	760.73	760.73
Source : ARG: Argo Investments						
18/09/2020	5,950	0.00	0.00	833.00	357.00	357.00
12/03/2021	5,950	0.00	0.00	833.00	357.00	357.00
		0.00	0.00	1,666.00	714.00	714.00
Source : MLT: Milton Corporation						
02/09/2020	9,403	0.00	0.00	799.26	342.54	342.54
04/03/2021	9,403	0.00	0.00	540.67	231.72	231.72
		0.00	0.00	1,339.93	574.26	574.26
TOTAL (\$)		0.00	0.00	4,604.87	2,048.99	2,048.99

If tax has been withheld at dividend source it is not included in this schedule. Please refer to your dividend notice.

**BT Wrap Open
Interest - Schedule A
Year ended 30-Jun-2021**

23800
A

Investor number
M03182268
Investor name
R & R Widdowson ATF R Widdowson

Source	Date for tax purposes	Infrastructure bond interest not assessable (\$)	Amount (\$)	TFN deducted (\$)
WRAPWCA: Wrap - Working Account	1/07/2020	0.00	1.95	0.00
WRAPWCA: Wrap - Working Account	1/10/2020	0.00	0.53	0.00
WRAPWCA: Wrap - Working Account	1/01/2021	0.00	0.32	0.00
WRAPWCA: Wrap - Working Account	1/04/2021	0.00	0.71	0.00
WRAPWCA: Wrap - Working Account	22/05/2021	0.00	0.41	0.00
TOTAL (\$)		0.00	3.92	0.00

23800
BT 1
**BT Wrap Open
Tax Statement
Year ended 30-Jun-2021**

R & R Widdowson ATF R Widdowson
Medical Services P/L Super
10 John Francis Ct
KALIMNA VIC 3909

Investor name
R & R Widdowson ATF R Widdowson
Investor number
M03182268
Product type
Investment
Adviser name
JASON PANOZZO-TILE ROPAN LICENSEES PTY LTD
Adviser phone number
03 51746755

This statement is designed to assist you in preparing your 2020-2021 Australian tax return. You should read the guide to your tax statement and the tax policy guide in conjunction with your tax statement and supporting schedules.

SUMMARY

Account Type

Item	Superfund	
	Amount (\$)	Tax Return Reference
Gross interest	3.92	11-C
Unfranked dividends	0.00	11-J
Franked dividends	4,604.87	11-K
Franking credits	2,048.99	11-L
Distributions from trusts	10,023.64	11-M
Foreign income	1,674.58	11-D and 11-D1
Aust. franking credits from a NZ company	0.00	11-E
Net capital gain	4,491.24	11-A
Other income	0.00	11-S
Total assessable income	22,847.24	
Total deductions	7,662.83	12-I1
Total taxable income from investment assets	15,184.41	

Tax Credits

TFN amounts withheld from interest	0.00	Calculation Statement H3
Franking credits from direct shares (after 45 day rule)	2,048.99	Calculation Statement E1
Franking credits from trust distributions (after 45 day rule)	482.27	Calculation Statement E1
Aust. franking credits from a NZ company (after 45 day rule)	0.00	Calculation Statement E1
Foreign income tax offset	171.17	Calculation Statement C1
MIT withholding tax	0.00	N/A
TFN withholding from trust distributions	0.00	Calculation Statement H3
Infrastructure bond rebate	0.00	Calculation Statement C2

TAX STATEMENT

	Credits	Credits	Income	Income total	Tax guide
		(\$)	(\$)	(\$)	reference
Interest - Schedule A				3.92	1
TFN Credits		0.00			2
Dividends - Schedule B					
Unfranked amount			0.00		3
Franked amount			4,604.87		4
Franking credits (after 45 day rule)			2,048.99		5
Total dividends				6,653.86	

23800
BT
2

	Credits	Credits	Income	Income total	Tax guide
		(\$)	(\$)	(\$)	reference
Trust distributions - Schedule C					
Interest - Australian					
Infrastructure bond interest			1,503.81		6
Foreign trust and CFC income			0.00		6
FIF or FLP income			0.00		7
Foreign income			0.00		7
New Zealand Dividends			1,674.58 ✓		7
- Aust. franking credits from a NZ company (before 45 day rule)			0.00		14
- Less: Aust. franking credits from a NZ company denied			-0.00		15
Australian Dividends					
- Unfranked amount			111.12		6
- Franked amount			1,002.88		6
- Franking credits (before 45 day rule)			482.27		6
Other Australian income					
Total trust distributions			6,923.56	11,698.22	6
Foreign income tax offset	171.17 ✓			- 1674.58	8
Foreign income tax offset -	0.00			10023.64	8
Capital gain					
MIT withholding tax	0.00				9
TFN credits	0.00				10
Net capital gains - Schedule D					
				4,491.24 ✓	11
Foreign income - Schedule E					
Dividends					
Interest			0.00		7
Disposal of revenue assets			0.00		7
Miscellaneous			0.00		7
Total foreign income			0.00		7
Aust. franking credits from a NZ company					
				0.00	
Foreign income tax offset	0.00				8
Aust. franking credits from a NZ company (after 45 day rule)	0.00				16

23800
KST
3

	Credits	Credits	Income	Income total	Tax guide
	(S)	(S)	(S)	(S)	reference
Other Australian income - Schedule F					
Disposal of revenue assets					
Miscellaneous			0.00		12
Total other Australian income			0.00		12
TOTAL INCOME FROM INVESTMENT ASSETS				0.00	
				22,847.24	
Less allowable deductions					
Expenses - Schedule G					
Franking credits denied from trust distributions			7,662.83		13
Total allowable deductions			0.00		13
				7,662.83	
NET INCOME FROM INVESTMENT ASSETS				15,184.41	

This document may not be copied, reproduced or otherwise distributed or circulated without the express permission of BT Portfolio Services Ltd ABN 73 095 055 208 ('BTPS'). This statement is designed to assist you in preparing your Self Managed Super Fund 2020-2021 Australian Tax Return. It is provided for the use of investors in Wrap and is based on current taxation laws and their interpretation.

Please note that information contained in this statement will be incorrect if either the purchase date or original cost of any parcel supplied to us is incorrect. Due to the nature of taxation law, a number of assumptions have been made in the preparation of this statement and these are disclosed in the Wrap Tax Policy Guide. You can obtain copies of this guide via the Investor Wrap Desktop at www.investorwrap.com.au. Alternatively, you can access these at the public site <https://www.investorwrap.com.au/wrap/taxguides> or by contacting your financial adviser. The application of tax laws depends upon an investor's specific circumstances and our assumptions may not be relevant to you. You should therefore seek professional advice on the taxation implications of your investments and should not rely on the information contained in this statement which should be used as a guide only. In addition, if a parcel reset has occurred the information in this report may not be accurate and you should not rely on it without professional taxation advice.

The information contained in this statement is given in good faith and has been derived from sources believed to be accurate at the report request date. However, it is general information only and should not be considered a comprehensive statement on any matter nor relied upon as such. No company in the Westpac Group nor any of their related entities, employees or directors gives any warranty of reliability or accuracy or accepts any responsibility arising in any other way including by reason of negligence for errors or omissions. This disclaimer is subject to any requirement of the law.

Interest & Estimated Dividend Summary

1 JULY 2020 - 30 JUNE 2021

CommSec



23800
23900

SHARES - 9258475 - HIN 10082412

CILLAY NOMINEES PTY LTD <R WIDDOWSON MED SER S/F A/C>

ESTIMATED DIVIDEND SUMMARY

AGL - AGL ENERGY LIMITED. FPO (ORDINARY FULLY PAID)

Ex-div date	Payment Date	Type	Dividend per share	Units	Est. Unfranked Amount	Est. Franked Amount	Est. Total Dividend	Est. Franking Credit
24-Feb-2021	26-Mar-2021	Interim	\$0.4100	1,720	\$705.20	\$0.00	\$705.20	\$0.00
26-Aug-2020	25-Sep-2020	Final	\$0.5100	1,720	\$175.44	\$701.76	\$877.20	\$300.75
Sub Total					\$880.64	\$701.76	\$1,582.40	\$300.75

AMP - AMP LIMITED FPO (ORDINARY FULLY PAID)

Ex-div date	Payment Date	Type	Dividend per share	Units	Est. Unfranked Amount	Est. Franked Amount	Est. Total Dividend	Est. Franking Credit
18-Sep-2020	01-Oct-2020	Interim	\$0.1000	1,500	\$0.00	\$150.00	\$150.00	\$64.29
Sub Total					\$0.00	\$150.00	\$150.00	\$64.29

ANZ - ANZ BANKING GRP LTD FPO (ORDINARY FULLY PAID)

Ex-div date	Payment Date	Type	Dividend per share	Units	Est. Unfranked Amount	Est. Franked Amount	Est. Total Dividend	Est. Franking Credit
09-Nov-2020	16-Dec-2020	Final	\$0.3500	1,455	\$0.00	\$509.25	\$509.25	\$218.25
24-Aug-2020	30-Sep-2020	Interim	\$0.2500	1,455	\$0.00	\$363.75	\$363.75	\$155.89
Sub Total					\$0.00	\$873.00	\$873.00	\$374.14

NAB - NATIONAL AUST. BANK FPO (ORDINARY FULLY PAID)

Ex-div date	Payment Date	Type	Dividend per share	Units	Est. Unfranked Amount	Est. Franked Amount	Est. Total Dividend	Est. Franking Credit
12-Nov-2020	10-Dec-2020	Final	\$0.3000	540	\$0.00	\$162.00	\$162.00	\$69.43
01-May-2020	03-Jul-2020	Interim	\$0.3000	540	\$0.00	\$162.00	\$162.00	\$69.43
Sub Total					\$0.00	\$324.00	\$324.00	\$138.86

ORG - ORIGIN ENERGY FPO (ORDINARY FULLY PAID)

Ex-div date	Payment Date	Type	Dividend per share	Units	Est. Unfranked Amount	Est. Franked Amount	Est. Total Dividend	Est. Franking Credit
03-Mar-2021	26-Mar-2021	Interim	\$0.1250	1,800	\$225.00	\$0.00	\$225.00	\$0.00
08-Sep-2020	02-Oct-2020	Final	\$0.1000	1,800	\$180.00	\$0.00	\$180.00	\$0.00
Sub Total					\$405.00	\$0.00	\$405.00	\$0.00

QBE - QBE INSURANCE GROUP FPO (ORDINARY FULLY PAID)

Ex-div date	Payment Date	Type	Dividend per share	Units	Est. Unfranked Amount	Est. Franked Amount	Est. Total Dividend	Est. Franking Credit
20-Aug-2020	25-Sep-2020	Interim	\$0.0400	2,817	\$101.41	\$11.27	\$112.68	\$4.83
Sub Total					\$101.41	\$11.27	\$112.68	\$4.83

Interest & Estimated Dividend Summary

1 JULY 2020 - 30 JUNE 2021

CommSec



TCL - TRANSURBAN GROUP STAPLED (FULLY PAID ORDINARY/UNITS STAPLED SECURITIES)

Ex-div date	Payment Date	Type	Dividend per share	Units	Est. Unfranked Amount	Est. Franked Amount	Est. Total Dividend	Est. Franking Credit
30-Dec-2020	16-Feb-2021	Interim	\$0.1500	500	\$75.00	\$0.00	\$75.00	\$0.00
29-Jun-2020	14-Aug-2020	Final	\$0.1600	500	\$80.00	\$0.00	\$80.00	\$0.00
Sub Total					\$155.00	\$0.00	\$155.00	\$0.00

30.16.20 23.8.21

102.50

177.50

TLS - TELSTRA CORPORATION. FPO (ORDINARY FULLY PAID)

Ex-div date	Payment Date	Type	Dividend per share	Units	Est. Unfranked Amount	Est. Franked Amount	Est. Total Dividend	Est. Franking Credit
24-Feb-2021	26-Mar-2021	Interim	\$0.0800	6,160	\$0.00	\$492.80	\$492.80	\$211.20
26-Aug-2020	24-Sep-2020	Final	\$0.0800	6,160	\$0.00	\$492.80	\$492.80	\$211.20
Sub Total					\$0.00	\$985.60	\$985.60	\$422.40

WOW - WOOLWORTHS GROUP LTD FPO (ORDINARY FULLY PAID)

Ex-div date	Payment Date	Type	Dividend per share	Units	Est. Unfranked Amount	Est. Franked Amount	Est. Total Dividend	Est. Franking Credit
04-Mar-2021	14-Apr-2021	Interim	\$0.5300	521	\$0.00	\$276.13	\$276.13	\$118.34
01-Sep-2020	06-Oct-2020	Final	\$0.4800	521	\$0.00	\$250.08	\$250.08	\$107.18
Sub Total					\$0.00	\$526.21	\$526.21	\$225.52

WPP - WPP AUNZ FPO [WPP]

Ex-div date	Payment Date	Type	Dividend per share	Units	Est. Unfranked Amount	Est. Franked Amount	Est. Total Dividend	Est. Franking Credit
29-Apr-2021	07-May-2021	Interim	\$0.1560	5,423	\$0.00	\$845.99	\$845.99	\$362.57
30-Mar-2021	07-Apr-2021	Final	\$0.0440	5,423	\$0.00	\$238.61	\$238.61	\$102.26
Sub Total					\$0.00	\$1,084.60	\$1,084.60	\$464.83
TOTAL					\$1,542.05	\$4,656.44	\$6,198.49	\$1,995.62

ESTIMATED INTEREST RECEIVED

There are no transactions on this account.

TOTAL

\$0.00

23800
TCL

R Widdowson Medical Services Pty Ltd Superannuation Fund

General Ledger

As at 30 June 2021

Transaction Date	Description	Units	Debit	Credit	Balance \$
Distributions Received (23800)					
<u>Transurban (TCL.AX)</u>					
16/02/2021	TCL DIV/DIST AUI21/00810003 DVND 56 [System Matched Income Data]			75.00	75.00 CR
30/06/2021	tcl dist rcvbl			102.50	177.50 CR
				177.50	177.50 CR

Total Debits: 0.00

Total Credits: 177.50



www.computershare.com.au/easyupdate/tcl



Computershare Investor Services Pty Limited
 GPO Box 2975 Melbourne
 Victoria 3001 Australia



(within Australia) 1300 360 146
 (international) +61 3 9415 4315

032633 034 TCL

CILLAY NOMINEES PTY LTD
 <R WIDDOWSON MED SER S/F A/C>
 PO BOX 58
 LAKES ENTRANCE VIC 3909

Holder Identification
 Number (HIN)

X 0010082412

Annual Tax Statement

TRIPLE STAPLED SECURITIES - DISTRIBUTIONS

Australian resident individual investors should use the below Tax Statement to assist in completing their 2021 Income Tax Return. This Annual Tax Statement should be read in conjunction with the Transurban Tax Statement Guide, available on the Transurban website at www.transurban.com/investor-centre/distributions-and-tax/tax-guides. If an investor has a tax year ending on a date other than 30 June, they should seek advice from their tax adviser.

Transurban Holding Trust ("THT") is an Attribution Managed Investment Trust ("AMIT") for the year ended 30 June 2021. It is required to provide you with an AMIT Member Annual ("AMMA") Statement. This Annual Tax Statement is also your AMMA Statement in respect of your security holding in THT during the year ended 30 June 2021. This AMMA Statement also provides a reasonable estimate of the AMIT cost base net amount for the year ended 30 June 2021.

This Annual Tax Statement and accompanying notes are not intended to be tax advice and investors should consult a professional tax adviser if necessary for completion of income tax returns.

PART A: SUMMARY OF 2021 INCOME TAX RETURN FOR INDIVIDUAL (INCLUDING SUPPLEMENTARY SECTIONS)

Item	Australian Resident Individual Tax Return Label	Total
Dividends - Franked	11T	\$0.00
Franking credit	11U	\$0.00
Share of non-primary production income	13U	\$98.79 ✓
Franked distributions from trusts	13C	\$1.64 ✓
Share of franking credits from franked dividends	13Q	\$0.49 ✓
Share of credit for TFN amounts withheld	13R	\$0.00
Share of credit for foreign resident withholding amounts	13A	\$0.00
Net capital gain	18A	\$0.00
Total current year capital gains	18H	\$0.00

PART B: COMPONENTS

Dividend - Transurban Holdings Limited ¹	30 June 2020 (paid August 2020)	31 December 2020 (paid February 2021)	Total
Dividends - Franked	\$0.00	\$0.00	\$0.00
Franking Credit / Tax Offset	\$0.00	\$0.00	\$0.00
Distribution - Transurban Holding Trust ² Assessable Australian Income (Attribution Amounts)	31 December 2020 (paid February 2021)	30 June 2021 (paid August 2021)	Total
Interest Income	\$22.95	\$38.53	\$61.48
Rent and Other Income ³	\$7.64	\$25.20	\$32.84
Non-Concessional MIT Income (NCMI)	\$3.22	\$1.25	\$4.47
Capital Gain - Discount	\$0.00	\$0.00	\$0.00
Capital Gain - Other	\$0.00	\$0.00	\$0.00
Franked Distribution	\$0.00	\$1.15	\$1.15
Franking Credit / Tax Offset	\$0.00	\$0.49	\$0.49
Other - Transurban Holding Trust ⁴	31 December 2020 (paid February 2021)	30 June 2021 (paid August 2021)	Total
Non-Assessable Amount	\$41.19	\$36.37	\$77.56
TFN / ABN Withholding ⁵	\$0.00	\$0.00	\$0.00
AMIT Withholding ⁵	\$0.00	\$0.00	\$0.00
Non-Resident Withholding ⁵	\$0.00	\$0.00	\$0.00

Net Cash Distribution For The Year - Transurban Holding Trust⁴

Gross Distribution (paid February 2021)	\$75.00
Tax withheld ⁵	\$0.00
Gross Distribution (paid August 2021)	\$102.50
Tax withheld ⁵	\$0.00
Net cash distributions applicable to the year ended 30 June 2021	\$177.50

PART C: AMIT COST BASE ADJUSTMENTS - Transurban Holding Trust⁴

AMIT cost base net increase amount	\$0.00
AMIT cost base net decrease amount	\$77.56

Notes:

1. This dividend represents the payment from Transurban Holdings Limited ABN 86 098 143 429.
2. This distribution represents the payment from Transurban Holding Trust ABN 30 169 362 255.
3. Rent and Other Income includes amounts that are 'Excluded from NCMI'. 'Excluded from NCMI' refers to amounts that would have been NCMI but are not NCMI due to the application of any of the following provisions:
 - Subsection 12-437(5) in Schedule 1 to the *Taxation Administration Act 1953* ("TAA 1953") - approved economic infrastructure facility exception;
 - Section 12-440 in Schedule 1 to the TAA 1953 - MIT cross staple arrangement income transitional provisions.
4. These disclosures relate to the distribution from Transurban Holding Trust ABN 30 169 362 255.
5. Tax withheld and remitted to the Australian Taxation Office on your behalf for the year ended 30 June 2021.

2580 C



Macquarie Cash Management Account

MACQUARIE BANK LIMITED
ABN 46 008 583 542 AFSL 237502

enquiries 1800 806 310
transact@macquarie.com
www.macquarie.com.au

GPO Box 2520
Sydney, NSW 2001



034 37808

CILLAY NOMINEES PTY LTD
PO BOX 58
LAKES ENTRANCE VIC 3909

1 Shelley Street
Sydney, NSW 2000

account balance **\$91,899.02**
as at 30 Jun 21

account name CILLAY NOMINEES PTY LTD ATF
R WIDDOWSON MEDICAL SERVICES
account no. 117024802

31.05.21

transaction	description	debits	credits	balance
	OPENING BALANCE			91,899.02
	CLOSING BALANCE AS AT 30 JUN 21	0.00	0.00	91,899.02

* Stepped interest rates for the period 1 June to 30 June: balances \$0.00 to \$4,999.99 earned 0.00% balances \$5,000.00 and above earned 0.00% pa (30 days)

annual interest summary 2020/2021

INTEREST PAID	11.15
TOTAL INCOME PAID	11.15

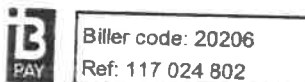
how to make a transaction

online
Log in to www.macquarie.com.au/personal

by phone
Call 133 275 to make a phone transaction

transfers from another bank account
Transfer funds from another bank to this account:
BSB 183 334
ACCOUNT NO. 117024802

deposits using BPay
From another bank



continued on next

26500



If undelivered, return to:
PO Box 362
ABBOTSFORD VIC 3067

Letter ID: NAL1



000813 000



R Widdowson Medical Services P/L - Superannuation
Po Box 58
LAKES ENTRANCE VIC 3909

Account Number

1206900004

Product Name

MLC Navigator Investment

Account Name

R Widdowson Medical Services P/L -
Superannuation

Customer Reference

NALCB1206900004

24 February 2021

Dear Mr Widdowson

Error in the cost base calculations included in your tax statements

We've identified that there were instances where some fees were not correctly reflected in the cost base calculations on your tax statements. This may have had an impact on the capital gains (and/or losses) declared in your tax returns. We're sorry for our error and for the inconvenience caused.

What we need you to do

Check your tax return(s)

We've included a cheque for \$500 to assist with the cost of reviewing these tax return(s).

If you or your Tax Agent relied solely on the tax statements we provided to you in reporting capital gains (and/or losses) for the above account, please read below. **If you didn't rely solely on our tax statements for the purpose of reporting capital gains (and/or losses) for the above account, please disregard this letter.** You may keep the \$500.

Based on our preliminary calculations, you may have overpaid tax as a result of this error.

A total of \$16,996.48 should have been added to the cost base of your assets on your tax statements, however, only \$3,273.70 was included. This means \$13,722.78 was incorrectly excluded from the cost base which may have resulted in overstatement of your capital gains position in your tax return and possibly overpayment of tax.

The individual fees and the dates that they were incurred are set out on the next page. Please use the fees listed in the table to re-calculate the cost base of your assets for the relevant years and to determine the correct capital gains and/or losses on those assets. Please note this calculation will depend on your personal tax circumstances.

Next steps

If, as a result of our error, there's a discrepancy with your previously lodged tax returns, and you've been impacted by more than what can be recovered by amending these with the ATO, you can apply for reimbursement together with any additional Tax Agent costs incurred in performing the recalculations. For more information on the periods for which tax returns can be amended, please speak to your Tax Agent or refer to the ATO website.

To claim reimbursement, you'll need to complete the enclosed Reimbursement Request form, gather all the required documents prepared by you or your Tax Agent and send them to us as outlined on the form in the next 90 days. If you require longer than this or need assistance with the reimbursement process, please let us know.

You can find past tax statements by logging in to your online MLC Navigator account, or you can call us.

Miscellaneous expenses schedule

Payment date	Description	Deductible \$	Not deductible \$
3 Jun 2021	Administration fee	37.01	0.00
7 Jun 2021	Advice fee	185.20	0.00
Total		\$222.21	\$0.00

Adviser Establishment Fee, Advice Fee, and One-off advice fee are collectively referred to as 'Fees payable for advice and services provided to you' in the Panorama Investor Guide. All expenses include any amount of GST paid less any reduced input tax credits that may have been received.

Insurance premiums have been disclosed as 'not deductible'. However, this depends on your individual circumstances, and you should consult your tax adviser in conjunction with the information in the Product Disclosure Document relevant to your insurance.

BT Wrap Open
Miscellaneous expenses - Schedule G
Year ended 30-Jun-2021

37500

Investor number
M03182268
Investor name
R & R Widdowson ATF R Widdowson

Details ^	Payment date	Deductible (\$)	Not deductible (\$)
Working Cash Account: Fee - Account Keeping Fee	1/07/2020	106.86	0.00
Working Cash Account: Fee - Ongoing Adviser Fee	1/07/2020	521.72	0.00
Working Cash Account: Fee - Account Keeping Fee	4/08/2020	109.73	0.00
Working Cash Account: Fee - Ongoing Adviser Fee	4/08/2020	534.26	0.00
Working Cash Account: Fee - Expense Recovery - Legislative	20/08/2020	3.67	0.00
Working Cash Account: Fee - Account Keeping Fee	1/09/2020	110.74	0.00
Working Cash Account: Fee - Ongoing Adviser Fee	1/09/2020	543.00	0.00
Working Cash Account: Fee - Account Keeping Fee	1/10/2020	107.57	0.00
Working Cash Account: Fee - Ongoing Adviser Fee	1/10/2020	524.40	0.00
Working Cash Account: Fee - Account Keeping Fee	2/11/2020	111.00	0.00
Working Cash Account: Fee - Ongoing Adviser Fee	2/11/2020	538.64	0.00
Working Cash Account: Fee - Account Keeping Fee	1/12/2020	109.81	0.00
Working Cash Account: Fee - Ongoing Adviser Fee	1/12/2020	537.08	0.00
Working Cash Account: Fee - Account Keeping Fee	4/01/2021	116.42	0.00
Working Cash Account: Fee - Ongoing Adviser Fee	4/01/2021	572.95	0.00
Working Cash Account: Fee - Account Keeping Fee	1/02/2021	114.87	0.00
Working Cash Account: Fee - Ongoing Adviser Fee	1/02/2021	573.34	0.00
Working Cash Account: Fee - Account Keeping Fee	1/03/2021	101.57	0.00
Working Cash Account: Fee - Ongoing Adviser Fee	1/03/2021	513.05	0.00
Working Cash Account: Fee - Account Keeping Fee	1/04/2021	112.66	0.00
Working Cash Account: Fee - Ongoing Adviser Fee	1/04/2021	565.00	0.00
Working Cash Account: Fee - Account Keeping Fee	3/05/2021	110.53	0.00
Working Cash Account: Fee - Ongoing Adviser Fee	3/05/2021	557.33	0.00
Working Cash Account: Fee - Account Keeping Fee	22/05/2021	77.46	0.00
Working Cash Account: Fee - Ongoing Adviser Fee	22/05/2021	389.17	0.00
TOTAL (\$)		7,662.83	0.00

^Adviser Initial Establishment Fee, Additional Deposit Fee, Regular Savings Fee are collectively referred to as Adviser Contribution Fees in the Investor Guide.

R Widdowson Medical Services Pty Ltd Superannuation Fund

Pension Summary

As at 30 June 2021

Member Name : Widdowson, Ruth Elizabeth

Member Age : 72* (Date of Birth : Provided)

Member Code	Pension Type	Pension Start Date	Tax Free	Min / PF	Minimum	Maximum	Gross Pension Payments	PAYG	Net Pension Payment	Amount to reach Minimum
WIDRUT00002P	Account Based Pension	01/07/2011	11.40%	2.50%	\$9,860.00*	N/A	\$57,664.00	\$0.00	\$57,664.00	NIL

*COVID-19 50% reduction has been applied to the minimum pension amount.

WIDRUT00003P	Account Based Pension	01/07/2011	100.00 %	2.50%	\$13,980.00*	N/A	\$13,980.00	\$0.00	\$13,980.00	\$0.00
<p>*COVID-19 50% reduction has been applied to the minimum pension amount.</p>										
					\$23,840.00	\$0.00	\$71,644.00	\$0.00	\$71,644.00	\$0.00

Member Name : Widdowson, Robin

Member Age : 77* (Date of Birth : Provided)

Member Code	Pension Type	Pension Start Date	Tax Free	Min / PF	Minimum	Maximum	Gross Pension Payments	PAYG	Net Pension Payment	Amount to reach Minimum
WIDROB00001P	Account Based Pension	01/07/2009	1.98%	3.00%	\$1,720.00*	N/A	\$1,720.00	\$0.00	\$1,720.00	\$0.00

*COVID-19 50% reduction has been applied to the minimum pension amount.

Total :					\$1,720.00	\$0.00	\$1,720.00	\$0.00	\$1,720.00	\$0.00
					\$25,560.00	\$0.00	\$73,364.00	\$0.00	\$73,364.00	\$0.00

*Age as at 01/07/2020 or pension start date for new pensions.

4100

41600
2

R Widdowson Medical Services Pty Ltd Superannuation Fund

General Ledger

As at 30 June 2021

Transaction Date	Description	Units	Debit	Credit	Balance \$
Pensions Paid (41600)					
<u>(Pensions Paid) Widdowson, Robin - Pension (ABP) (WIDROB00001P)</u>					
21/09/2020	TRANSACT FUNDS TFR TO Mr R C Widdowson TD [TRANSACT FUNDS TFR TO MR R C WIDDOWSON TD]		860.00		860.00 DR
16/03/2021	TRANSACT FUNDS TFR TO MR R C WIDDOWSON TD		860.00		1,720.00 DR
			1,720.00		1,720.00 DR
<u>(Pensions Paid) Widdowson, Ruth Elizabeth - Pension (ABP # 1) (WIDRUT00002P)</u>					
05/08/2020	TRANSACT FUNDS TFR TO MR R C WIDDOWSON TD		1,254.00		1,254.00 DR
09/09/2020	TRANSACT FUNDS TFR TO MR R C WIDDOWSON TD		1,400.00		2,654.00 DR
21/09/2020	TRANSACT FUNDS TFR TO Mr R C Widdowson TD [TRANSACT FUNDS TFR TO MR R C WIDDOWSON TD]		490.00		3,144.00 DR
10/11/2020	TRANSACT FUNDS TFR TO MR R C WIDDOWSON TD		3,000.00		6,144.00 DR
24/11/2020	TRANSACT FUNDS TFR TO MR R C WIDDOWSON TD		2,500.00		8,644.00 DR
05/05/2021	TRANSACT FUNDS TFR TO MR R C WIDDOWSON TD		3,000.00		11,644.00 DR
21/05/2021	pension withdrawal from bt wrap for year		41,020.00		52,664.00 DR
30/06/2021	pension withdrawal <i>from panorama</i>		5,000.00		57,664.00 DR
			57,664.00		57,664.00 DR
<u>(Pensions Paid) Widdowson, Ruth Elizabeth - Pension (ABP # 2) (WIDRUT00003P)</u>					
21/05/2021	pension withdrawal from bt wrap for year		13,980.00		13,980.00 DR
			13,980.00		13,980.00 DR

Total Debits: 73,364.00

Total Credits: 0.00

60400



Macquarie Cash Management Account

MACQUARIE BANK LIMITED
 ABN 46 008 583 542 AFSL 237502

enquiries 1800 806 310
 transact@macquarie.com
 www.macquarie.com.au

GPO Box 2520
 Sydney, NSW 2001



CILLAY NOMINEES PTY LTD
 PO BOX 58
 LAKES ENTRANCE VIC 3909

1 Shelley Street
 Sydney, NSW 2000

account balance **\$91,899.02**
 as at 30 Jun 21

account name CILLAY NOMINEES PTY LTD ATF
 R WIDDOWSON MEDICAL SERVICES
 account no. 117024802

31.05.21

transaction	description	debits	credits	balance
	OPENING BALANCE			91,899.02
	CLOSING BALANCE AS AT 30 JUN 21	0.00	0.00	91,899.02

* Stepped interest rates for the period 1 June to 30 June: balances \$0.00 to \$4,999.99 earned 0.00% balances \$5,000.00 and above earned 0.00% pa (30 days)

annual interest summary 2020/2021

INTEREST PAID	11.15
TOTAL INCOME PAID	11.15

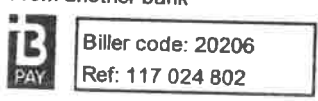
how to make a transaction

online
 Log in to www.macquarie.com.au/personal

by phone
 Call 133 275 to make a phone transaction

transfers from another bank account
 Transfer funds from another bank to this account:
 BSB 183 334
 ACCOUNT NO. 117024802

deposits using BPay
 From another bank



continued on next



Macquarie Cash Management Account

MACQUARIE BANK LIMITED
ABN 46 008 583 542 AFSL 237502

enquiries 1800 806 310
transact@macquarie.com
www.macquarie.com.au

GPO Box 2520
Sydney, NSW 2001

1 Shelley Street
Sydney, NSW 2000



CILLAY NOMINEES PTY LTD
PO BOX 58
LAKES ENTRANCE VIC 3909

account balance **\$91,341.53**
as at 30 Apr 21

account name CILLAY NOMINEES PTY LTD ATF
R WIDDOWSON MEDICAL SERVICES
account no. 117024802

transaction	description	debits	credits	balance
31.03.21	OPENING BALANCE			90,826.79
07.04.21	Deposit WPP AUNZ LTD APR21/00800993		238.61	91,065.40
14.04.21	Deposit WOW ITM DIV 001258980012		276.13	91,341.53
	CLOSING BALANCE AS AT 30 APR 21	0.00	514.74	91,341.53

* Stepped interest rates for the period 1 April to 30 April: balances \$0.00 to \$4,999.99 earned 0.00% balances \$5,000.00 and above earned 0.00% pa (30 days)

how to make a transaction

online
Log in to www.macquarie.com.au/personal

by phone
Call 133 275 to make a phone transaction

transfers from another bank account
Transfer funds from another bank to this account:
BSB 183 334
ACCOUNT NO. 117024802

deposits using BPay
From another bank



Bill code: 20206
Ref: 117 024 802

continued on next



Macquarie Cash Management Account

MACQUARIE BANK LIMITED
ABN 46 008 583 542 AFSL 237502

enquiries 1800 806 310
transact@macquarie.com
www.macquarie.com.au

GPO Box 2520
Sydney, NSW 2001



CILLAY NOMINEES PTY LTD
PO BOX 58
LAKES ENTRANCE VIC 3909

1 Shelley Street
Sydney, NSW 2000

account balance **\$90,826.79**
as at 31 Mar 21

account name CILLAY NOMINEES PTY LTD ATF
R WIDDOWSON MEDICAL SERVICES
account no. 117024802

transaction	description	debits	credits	balance
28.02.21	OPENING BALANCE			85,012.79
16.03.21	Deposit DEPOSIT		500.00	85,512.79
16.03.21	Funds transfer TRANSACT FUNDS TFR TO MR R C WIDDOWSON	860.00		84,652.79
25.03.21	Funds transfer TRANSACT FUNDS TFR TO EAGER AND PARTNERS	2,065.00		82,587.79
26.03.21	Deposit TLS ITM DIV 001257516618		492.80	83,080.59
26.03.21	Deposit AGL PAYMENT MAR21/00818909		705.20	83,785.79
26.03.21	Deposit Origin Energy S00004012038		225.00	84,010.79
30.03.21	Deposit ATO ATO001000014876709		6,816.00	90,826.79


how to make a transaction

online
Log in to www.macquarie.com.au/personal

by phone
Call 133 275 to make a phone transaction

transfers from another bank account
Transfer funds from another bank to this account:
BSB 183 334
ACCOUNT NO. 117024802

deposits using BPay
From another bank



continued on next



Macquarie Cash Management Account

enquiries 1800 806 310

account name CILLAY NOMINEES PTY LTD ATF
R WIDDOWSON MEDICAL SERVICES
account no. 117024802

transaction	description	debits	credits	balance
	CLOSING BALANCE AS AT 31 MAR 21	2,925.00	8,739.00	90,826.79

* Stepped interest rates for the period 1 March to 31 March: balances \$0.00 to \$4,999.99 earned 0.00%
balances \$5,000.00 and above earned 0.00% pa (31 days)

continued on next



Macquarie Cash Management Account

MACQUARIE BANK LIMITED
ABN 46 008 583 542 AFSL 237502

enquiries 1800 806 310
transact@macquarie.com
www.macquarie.com.au

GPO Box 2520
Sydney, NSW 2001



CILLAY NOMINEES PTY LTD
PO BOX 58
LAKES ENTRANCE VIC 3909

1 Shelley Street
Sydney, NSW 2000

account balance **\$85,012.79**
as at 28 Feb 21

account name CILLAY NOMINEES PTY LTD ATF
R WIDDOWSON MEDICAL SERVICES
account no. 117024802

	transaction	description	debits	credits	balance
31.01.21		OPENING BALANCE			84,937.79
16.02.21	Deposit	TCL DIV/DIST AUI21/00810003		75.00	85,012.79
		CLOSING BALANCE AS AT 28 FEB 21	0.00	75.00	85,012.79

* Stepped interest rates for the period 1 February to 28 February: balances \$0.00 to \$4,999.99 earned 0.00%
balances \$5,000.00 and above earned 0.00% pa (28 days)

how to make a transaction

online

Log in to www.macquarie.com.au/personal

by phone

Call 133 275 to make a phone transaction

transfers from another bank account

Transfer funds from another bank to this account:

BSB 183 334

ACCOUNT NO. 117024802

deposits using BPay

From another bank



Bill code: 20206
Ref: 117 024 802

continued on next



Macquarie Cash Management Account

MACQUARIE BANK LIMITED
ABN 46 008 583 542 AFSL 237502

enquiries 1800 806 310
transact@macquarie.com
www.macquarie.com.au

GPO Box 2520
Sydney, NSW 2001



CILLAY NOMINEES PTY LTD
PO BOX 58
LAKES ENTRANCE VIC 3909

1 Shelley Street
Sydney, NSW 2000

account balance **\$84,937.79**
as at 31 Jan 21

account name CILLAY NOMINEES PTY LTD ATF
R WIDDOWSON MEDICAL SERVICES
account no. 117024802

31.12.20

transaction	description	debits	credits	balance
	OPENING BALANCE			84,937.79
	CLOSING BALANCE AS AT 31 JAN 21	0.00	0.00	84,937.79

* Stepped interest rates for the period 1 January to 31 January: balances \$0.00 to \$4,999.99 earned 0.00%
balances \$5,000.00 and above earned 0.00% pa (31 days)

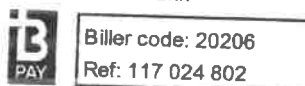
how to make a transaction

online
Log in to www.macquarie.com.au/personal

by phone
Call 133 275 to make a phone transaction

transfers from another bank account
Transfer funds from another bank to this account:
BSB 183 334
ACCOUNT NO. 117024802

deposits using BPay
From another bank



continued on next



Macquarie Cash Management Account

MACQUARIE BANK LIMITED
ABN 46 008 583 542 AFSL 237502

enquiries 1800 806 310
transact@macquarie.com
www.macquarie.com.au

GPO Box 2520
Sydney, NSW 2001



CILLAY NOMINEES PTY LTD
PO BOX 58
LAKES ENTRANCE VIC 3909

1 Shelley Street
Sydney, NSW 2000

account balance **\$84,937.79**

as at 31 Dec 20

account name CILLAY NOMINEES PTY LTD ATF
R WIDDOWSON MEDICAL SERVICES
account no. 117024802

transaction	description	debits	credits	balance
30.11.20	OPENING BALANCE			84,266.54
10.12.20	Deposit NAB FINAL DIV DV212/00407119		162.00	84,428.54
16.12.20	Deposit ANZ DIVIDEND A070/00486122		509.25	84,937.79
	CLOSING BALANCE AS AT 31 DEC 20	0.00	671.25	84,937.79

* Stepped interest rates for the period 1 December to 31 December: balances \$0.00 to \$4,999.99 earned 0.00% balances \$5,000.00 and above earned 0.00% pa (31 days)

how to make a transaction

online
Log in to www.macquarie.com.au/personal

by phone
Call 133 275 to make a phone transaction

transfers from another bank account
Transfer funds from another bank to this account:
BSB 183 334
ACCOUNT NO. 117024802

deposits using BPay
From another bank



Bill code: 20206
Ref: 117 024 802

continued on next



Macquarie Cash Management Account

MACQUARIE BANK LIMITED
ABN 46 008 583 542 AFSL 237502

enquiries 1800 806 310
transact@macquarie.com
www.macquarie.com.au

GPO Box 2520
Sydney, NSW 2001

1 Shelley Street
Sydney, NSW 2000



CILLAY NOMINEES PTY LTD
PO BOX 58
LAKES ENTRANCE VIC 3909

account balance **\$84,266.54**
as at 30 Nov 20

account name CILLAY NOMINEES PTY LTD ATF
R WIDDOWSON MEDICAL SERVICES
account no. 117024802

transaction	description	debits	credits	balance
31.10.20	OPENING BALANCE			89,766.54
06.11.20	Funds transfer TRANSACT FUNDS TFR TO CILLAY NOMINEES PT	3,000.00		86,766.54
09.11.20	Dishonour RETURNED TRANSFER insurance		3,000.00	89,766.54
10.11.20	Funds transfer TRANSACT FUNDS TFR TO MR R C WIDDOWSON	3,000.00		86,766.54
24.11.20	Funds transfer TRANSACT FUNDS TFR TO MR R C WIDDOWSON	2,500.00		84,266.54
	CLOSING BALANCE AS AT 30 NOV 20	8,500.00	3,000.00	84,266.54

* Stepped interest rates for the period 1 November to 30 November: balances \$0.00 to \$4,999.99 earned 0.00% balances \$5,000.00 and above earned 0.00% pa (30 days)

how to make a transaction

online
Log in to www.macquarie.com.au/personal

by phone
Call 133 275 to make a phone transaction

transfers from another bank account
Transfer funds from another bank to this account:
BSB 183 334
ACCOUNT NO. 117024802

deposits using BPay
From another bank



Bill code: 20206
Ref: 117 024 802

continued on next



Macquarie Cash Management Account

MACQUARIE BANK LIMITED
ABN 46 008 583 542 AFSL 237502

enquiries 1800 806 310
transact@macquarie.com
www.macquarie.com.au

GPO Box 2520
Sydney, NSW 2001



CILLAY NOMINEES PTY LTD
PO BOX 58
LAKES ENTRANCE VIC 3909

1 Shelley Street
Sydney, NSW 2000

account balance **\$89,766.54**
as at 31 Oct 20

account name CILLAY NOMINEES PTY LTD ATF
R WIDDOWSON MEDICAL SERVICES
account no. 117024802

transaction	description	debits	credits	balance
30.09.20	OPENING BALANCE			89,186.46
01.10.20	Deposit AMP LIMITED SPE20/01399175		150.00	89,336.46
02.10.20	Deposit Origin Energy S00004012038 <i>27 \$ 95.10</i>		180.00	89,516.46
06.10.20	Deposit WOW FNL DIV 001251684552		250.08	89,766.54
	CLOSING BALANCE AS AT 31 OCT 20	0.00	580.08	89,766.54

* Stepped interest rates for the period 1 October to 31 October: balances \$0.00 to \$4,999.99 earned 0.00%
balances \$5,000.00 and above earned 0.00% pa (31 days)


how to make a transaction

online
Log in to www.macquarie.com.au/personal

by phone
Call 133 275 to make a phone transaction

transfers from another bank account
Transfer funds from another bank to this account:
BSB 183 334
ACCOUNT NO. 117024802

deposits using BPay
From another bank





Macquarie Cash Management Account

MACQUARIE BANK LIMITED
ABN 46 008 583 542 AFSL 237502

enquiries 1800 806 310
transact@macquarie.com
www.macquarie.com.au

GPO Box 2520
Sydney, NSW 2001



CILLAY NOMINEES PTY LTD
PO BOX 58
LAKES ENTRANCE VIC 3909

1 Shelley Street
Sydney, NSW 2000

account balance **\$89,186.46**
as at 30 Sep 20

account name CILLAY NOMINEES PTY LTD ATF
R WIDDOWSON MEDICAL SERVICES
account no. 117024802

transaction	description	debits	credits	balance
31.08.20	OPENING BALANCE			90,086.42
09.09.20	Funds transfer TRANSACT FUNDS TFR TO MR R C WIDDOWSON	1,400.00		88,686.42
21.09.20	Funds transfer TRANSACT FUNDS TFR TO Mr R C Widdowson	1,350.00		87,336.42
24.09.20	Deposit TLS FNL DIV 001250475279		492.80	87,829.22
25.09.20	Deposit AGL FNL DIV 001251088466		877.20	88,706.42
25.09.20	Deposit QBE DIVIDEND 20FPA/00808845		112.68	88,819.10
30.09.20	Interest MACQUARIE CMA INTEREST PAID*		3.61	88,822.71
30.09.20	Deposit ANZ DIVIDEND A069/00486287		363.75	89,186.46

how to make a transaction

online
Log in to www.macquarie.com.au/personal

by phone
Call 133 275 to make a phone transaction

transfers from another bank account
Transfer funds from another bank to this account:
BSB 183 334
ACCOUNT NO. 117024802

deposits using BPay
From another bank



Bill code: 20206
Ref: 117 024 802

continued on next



Macquarie Cash Management Account

MACQUARIE BANK LIMITED
ABN 46 008 583 542 AFSL 237502

enquiries 1800 806 310
transact@macquarie.com
www.macquarie.com.au

GPO Box 2520
Sydney, NSW 2001



CILLAY NOMINEES PTY LTD
PO BOX 58
LAKES ENTRANCE VIC 3909

1 Shelley Street
Sydney, NSW 2000

account balance **\$90,086.42**
as at 31 Aug 20

account name CILLAY NOMINEES PTY LTD ATF
R WIDDOWSON MEDICAL SERVICES
account no. 117024802

transaction	description	debits	credits	balance
31.07.20	OPENING BALANCE			91,256.65
05.08.20	Funds transfer TRANSACT FUNDS TFR TO MR R C WIDDOWSON	1,254.00		90,002.65
14.08.20	Deposit TCL DIV/DIST AUF20/00810058		80.00	90,082.65
31.08.20	Interest MACQUARIE CMA INTEREST PAID*		3.77	90,086.42
	CLOSING BALANCE AS AT 31 AUG 20	1,254.00	83.77	90,086.42

* Stepped interest rates for the period 1 August to 31 August: balances \$0.00 to \$4,999.99 earned 0.05%
balances \$5,000.00 and above earned 0.05% pa (31 days)

how to make a transaction

online
Log in to www.macquarie.com.au/personal

by phone
Call 133 275 to make a phone transaction

transfers from another bank account
Transfer funds from another bank to this account:
BSB 183 334
ACCOUNT NO. 117024802

deposits using BPay
From another bank



Bill code: 20206
Ref: 117 024 802

continued on next



MACQUARIE

Macquarie Cash Management Account

MACQUARIE BANK LIMITED
ABN 46 008 583 542 AFSL 237502

enquiries 1800 806 310
transact@macquarie.com
www.macquarie.com.au

GPO Box 2520
Sydney, NSW 2001



CILLAY NOMINEES PTY LTD
PO BOX 58
LAKES ENTRANCE VIC 3909

1 Shelley Street
Sydney, NSW 2000

account balance **\$91,256.65**

as at 31 Jul 20

account name CILLAY NOMINEES PTY LTD ATF
R WIDDOWSON MEDICAL SERVICES
account no. 117024802

transaction	description	debits	credits	balance
30.06.20	OPENING BALANCE			91,364.88
03.07.20	Deposit NAB INTERIM DIV DV211/00906498		162.00	91,526.88
06.07.20	BPAY BPAY TO ASIC	54.00		91,472.88
06.07.20	Funds transfer TRANSACT FUNDS TFR TO Eager and Partners	220.00		91,252.88
31.07.20	Interest MACQUARIE CMA INTEREST PAID*		3.77	91,256.65
	CLOSING BALANCE AS AT 31 JUL 20	274.00	165.77	91,256.65

* Stepped interest rates for the period 1 July to 31 July: balances \$0.00 to \$4,999.99 earned 0.05% balances \$5,000.00 and above earned 0.05% pa (31 days)

how to make a transaction

online

Log in to www.macquarie.com.au/personal

by phone

Call 133 275 to make a phone transaction

transfers from another bank account

Transfer funds from another bank to this account:

BSB 183 334

ACCOUNT NO. 117024802

deposits using BPay
From another bank



Biller code: 20206
Ref: 117 024 802

continued on next

Distributions schedule - summary

Description	Total distribution \$	Less 2020 entitlement ¹ \$	Add 2021 entitlement ² \$	Total income ³ \$
BNT0101AU Hyperion Small Growth Companies Fund	0.00	0.00	3,728.88	3,728.88
ETL0060AU Allan Gray Australia Equity Fund	0.00	0.00	1,219.88	1,219.88
IML0001AU Investors Mutual Australian Smaller Companies Fund	0.00	0.00	2,396.47	2,396.47
VAN0002AU Vanguard Australian Shares Index Fund	0.00	0.00	295.64	295.64
VAN0003AU Vanguard International Share Index Fund	0.00	0.00	1,569.35	1,569.35
VAN0025AU Vanguard Australian Government Bond Index Fund	0.00	0.00	350.72	350.72
VAN0105AU Vanguard International Shares Index Fund (Hedged)	0.00	0.00	2,804.74	2,804.74
Total	\$0.00	\$0.00	\$12,365.68	\$12,365.68

1. Income you received during the year ended 30 June 2021 which was included in your 30 June 2020 tax return.
2. Income you received after 30 June 2021 which is required to be included in your 30 June 2021 tax return.
3. Total distribution amount shown in the following 'Distributions schedule - detail'.

Please refer to 'Distributions schedule - detail' on the following pages for more detailed information by security.

Income from trusts has been recorded on an attribution basis for AMITs, and on a present entitlement basis for non-AMITs. Income components have been calculated based on amounts advised by the relevant fund managers.

**BT Wrap Open
Trust Distributions Summary - Schedule C
Year ended 30-Jun-2021**

61800

BT wrap

Investor number

M03182268

Investor name

R & R Widdowson ATF R Widdowson

Security	Security name	Income distributed in financial year (\$)	Less 2020 entitlement ¹ (\$)	Add 2021 entitlement ² (\$)	Total distribution ³ (\$)	Tax adjustments ⁴ (\$)	Distributions from trusts ⁵ (\$)
ETL0060AU	Allan Gray Australia Equity Fund	2,149.86	-2,149.86	0.00	0.00	0.00	0.00
BNT0101AU	Hyperion Small Growth Companies Fund	4,740.96	-4,699.26	0.00	41.70	-40.85	0.85
IML0001AU	Investors Mutual Aust Small Comp Fund	823.76	-541.07	0.00	282.69	110.86	393.55
VAN0025AU	Vanguard Australian Gov Bnd Indx Fd	4,773.02	-2,002.52	0.00	2,770.50	-1,277.57	1,492.93
VAN0002AU	Vanguard Australian Share Index Fund	1,405.81	-109.52	0.00	1,296.29	-29.14	1,267.15
VAN0003AU	Vanguard International Share Index Fund	3,923.02	-2,220.31	0.00	1,702.71	-1,700.99	1.72
VAN0105AU	Vanguard Intl Shares Index Fund (Hedged)	11,046.11	-1,136.85	0.00	9,909.26	-3,041.80	6,867.46
TOTAL (\$)		28,862.54	-12,859.39	0.00	16,003.15	-5,979.49	10,023.66

¹ Income you received during the year ended 30 June 2021 but included in your 30 June 2020 tax return.

² Income you received during the year ended 30 June 2022 but is required to be included in your 30 June 2021 tax return.

³ Total distribution amount shown in the Trust distributions detail - Schedule C.

⁴ This amount includes franking credits, capital gains, foreign income and foreign income tax offset shown separately in the Tax statement summary.

⁵ See 'Franked distributions from trusts' and 'Distributions from trusts' in the Tax statement summary.

Please refer to "Trust distributions detail - Schedule C" on the following pages for more detailed information by security.



H 032633 034 TCL



CILLAY NOMINEES PTY LTD
 <R WIDDOWSON MED SER S/F A/C>
 PO BOX 58
 LAKES ENTRANCE VIC 3909

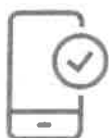
Holder Identification Number (HIN)	X 0010082412
ASX Code	TCL
TFN/ABN Status	Quoted
Record Date	30 June 2021
Payment Date	23 August 2021
Direct Credit Reference No.	810035

Distribution on Stapled Securities

Set out below are the details of your August 2021 Distribution totalling a distribution of 21.5 cents per security (less withholding tax where applicable).

Transurban Holdings Limited Dividend ¹	Triple Stapled Securities	
Dividend per Security (cents)	1.00	
Number of Securities	500	
Dividend - Franked	\$5.00	
Dividend - Unfranked	\$0.00	
Net Dividend	\$5.00	
Franking Credit	\$2.14	
Transurban Holding Trust Distribution ²	Triple Stapled Securities	
Distribution per Security (cents)	20.50	
Number of Securities	500	
Non-Assessable Component	\$36.37	
Interest Income	\$38.53	
Rent and Other Income ³	\$25.20	
Non-Concessional MIT Income (NCMI)	\$1.25	
Capital Gain - Discount	\$0.00	
Capital Gain - Other	\$0.00	
Franked Distribution	\$1.15	
Gross Distribution	\$102.50	
Australian Tax Withheld	\$0.00	
Net Distribution	\$102.50	
Franking Credit	\$0.49	
Total	Payment Instructions	
Number of Securities at Record Date	500	
Total Dividend and Distribution per Security (cents)	21.50	
Total Gross Dividend and Distribution	\$107.50	
Total Australian Tax Withheld	\$0.00	
Non-Assessable Component	\$36.37	
Total Net Dividend and Distribution	\$107.50	
Total Franking Credits	\$2.63	
	Bank Name	MACQUARIE BANK LTD
	BSB	183-334
	Account Number	117024802
	Amount Deposited	AUD\$107.50

Important information is contained on the back of this page



Update your details online - it's fast and secure.

To update your banking instructions, Distribution Reinvestment Plan election, Tax File Number or electronic communications, simply visit www.computershare.com.au/easyupdate/tcl.

If you do not have access to the internet, please call 1300 360 146 to speak with a Customer Service Representative.



Annual statement

for the period 22 May 2021 to 30 June 2021

Account details

Product	BT Panorama Investments
Account ID	121267744
Account name	Ruth Widdowson & Robin Widdowson ATF R WIDDOWSON MEDICAL SERVICES P/L SUPER FUND
Adviser	ROPAN Financial Planning Group


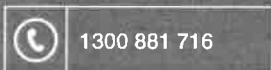
Contents

Your statement at a glance	2
Portfolio valuation	3
Earnings and expenses	5
Transaction history	8
Complaints	11

\$586,748.01

Portfolio value as at 30 Jun 2021

For more information



Please read the Annual Statement Guide where the information contained in this statement is further explained

Annual statement created 11 Sep 2021

Your statement at a glance

Total portfolio opening balance 22 May 2021 **\$0.00**

Inflows **\$557,826.51**

Deposits to Transaction account	\$22,834.60
Asset transfers in	\$534,991.91
New assets from corporate actions	\$0.00

Outflows **-\$5,000.00**

Payments from Transaction account	-\$5,000.00
Asset transfers out	\$0.00
Less assets from corporate actions	\$0.00

Expenses **-\$222.21**

Fees	-\$222.21
Taxes	\$0.00

Income on investments **\$12,366.04**

Market movement **\$21,777.67**

Total portfolio closing balance 30 Jun 2021 **\$586,748.01**

76

74700
PANORAMA FROM
BT

Transaction account history - Cash

Settlement date	Trade date	Transaction type	Description	Quantity	Debit \$	Credit \$	Balance \$
Opening balance as at 22 May 2021							
22 May 2021	22 May 2021	Transfer-in	Your Wrap Transaction Account balance (including income) has been withdrawn from your account in Wrap and deposited into a new BT Cash Management Account (CMA) issued by Westpac Banking Corporation (ABN 33 007 457 141, AFSL and Credit Licence number 233714). Your CMA had a zero opening balance and was credited with the Wrap Transaction Account balance (including income).			\$22,834.60	\$22,834.60
31 May 2021	31 May 2021	Income	Interest payment for Cash Management Account		\$0.06		\$22,834.66
3 Jun 2021	3 Jun 2021	Expense	Administration fee for the period 22/05/2021 to 31/05/2021		\$37.01		\$22,797.65
7 Jun 2021	7 Jun 2021	Expense	Advice fee for the period 22/05/2021 to 31/05/2021		\$185.20		\$22,612.45
11 Jun 2021	9 Jun 2021	Sell	Sell 3,102.6993 Vanguard International Shares Index Fund (Hed (VAN0105AU) @ \$0.9669. Transaction fee \$0.00.	-3,102.6993		\$3,000.00	\$25,612.45
11 Jun 2021	9 Jun 2021	Sell	Sell 4,745.564720 Vanguard International Share Index Fund (VAN0003AU) @ \$2.7394. Transaction fee \$0.00.	-4,745.5647		\$13,000.00	\$38,612.45
11 Jun 2021	9 Jun 2021	Sell	Sell 11,153.4530 Vanguard Australian Government Bond Index Fun (VAN0025AU) @ \$1.0759. Transaction fee \$0.00.	-11,153.4530		\$12,000.00	\$50,612.45
17 Jun 2021	17 Jun 2021	Payment	Payment to R E WIDDOWSON R E WIDDOWSON		\$5,000.00		\$45,612.45
30 Jun 2021	30 Jun 2021	Income	Interest payment for Cash Management Account			\$0.30	\$45,612.75
8 Jul 2021	30 Jun 2021	Income	Distribution 62,100.4270 Vanguard Australian Government Bond Index Fun (VAN0025AU) @ \$0.005648			\$350.73	\$45,963.48

Transaction account history - Cash

Settlement date	Trade date	Transaction type	Description	Quantity	Debit \$	Credit \$	Balance \$
8 Jul 2021	30 Jun 2021	Income	Distribution 61,981.0507 Vanguard International Shares Index Fund (Hed (VAN0105AU) @ \$0.045252			\$2,804.74	\$48,768.22
8 Jul 2021	30 Jun 2021	Income	Distribution 21,836.235280 Vanguard International Share Index Fund (VAN0003AU) @ \$0.071869			\$1,569.34	\$50,337.56
8 Jul 2021	30 Jun 2021	Income	Distribution 19,179.520000 Vanguard Australian Shares Index Fund (VAN0002AU) @ \$0.015414			\$295.64	\$50,633.20
13 Jul 2021	30 Jun 2021	Income	Distribution 18,846.2800 Investors Mutual Australian Smaller Companies (IML0001AU) @ \$0.127159			\$2,396.47	\$53,029.67
14 Jul 2021	30 Jun 2021	Income	Distribution 27,140.6100 Allan Gray Australia Equity Fund (ETL0060AU) @ \$0.044947			\$1,219.88	\$54,249.55
16 Jul 2021	30 Jun 2021	Income	Distribution 8,592.8000 Hyperion Small Growth Companies Fund (BNT0101AU) @ \$0.433954			\$3,728.88	\$57,978.43
Subtotal					\$5,222.21	\$63,200.64	
Closing balance as at 30 Jun 2021							\$57,978.43

Transactions are reflected in this statement as at the date the transaction occurred. Dividends or distributions may not be reflected in this statement until they are credited to your account. This statement may not include other recent transactions that have not been processed.

Withholding tax transactions, that apply to dividends or distributions that are not settled at the time of statement generation, are not included in this statement and can be viewed online when the year-end tax transaction is finalised.

Transaction history – Non cash

Settlement date	Trade date	Security code	Transaction type	Description	Quantity	Debit \$	Credit \$
22 May 2021	22 May 2021	AFI	Transfer-in	Asset migration from Wrap	7,396		\$55,543.96
22 May 2021	22 May 2021	BNT0101AU	Transfer-in	Asset migration from Wrap	8,592.8000		\$43,314.59
22 May 2021	22 May 2021	ETL0060AU	Transfer-in	Asset migration from Wrap	27,140.6100		\$43,210.57
22 May 2021	22 May 2021	VAN0003AU	Transfer-in	Asset migration from Wrap	26,561.8000		\$71,135.55
22 May 2021	22 May 2021	ARG	Transfer-in	Asset migration from Wrap	5,950		\$52,241.00
22 May 2021	22 May 2021	IML0001AU	Transfer-in	Asset migration from Wrap	18,646.2800		\$35,470.58
22 May 2021	22 May 2021	MLT	Transfer-in	Asset migration from Wrap	9,403		\$45,980.67
22 May 2021	22 May 2021	VAN0002AU	Transfer-in	Asset migration from Wrap	19,179.5200		\$48,368.83
22 May 2021	22 May 2021	VAN0025AU	Transfer-in	Asset migration from Wrap	73,253.8800		\$78,000.73
22 May 2021	22 May 2021	VAN0105AU	Transfer-in	Asset migration from Wrap	65,083.7500		\$61,725.43

Transactions are reflected in this statement as at the date the transaction occurred. Dividends or distributions may not be reflected in this statement until they are credited to your account. This statement may not include [all](#) recent transactions that have not been processed.

74-100

BT Wrap Open Annual Income & Expense 1-Jul-2020 to 30-Jun-2021

R & R Widdowson ATF R Widdowson
Medical Services P/L Super
10 John Francis Ct
KALIMNA VIC 3909

Investor name
R & R Widdowson ATF R Widdowson
Investor number
M03182268
Product type
Investment
Adviser name
JASON PANOZZO-TILE ROPAN LICENSEES PTY LTD
Adviser phone number
03 51746755

	Amount (\$)	Total (\$)
Portfolio Opening Value as at 1-Jul-2020		529,288.16
Deposits to Cash Account		
Withdrawals from Cash Account	0.00	
Asset transfers including new assets from corporate actions	-77,834.60	
Net income (expense)	-534,991.91	
Less investment income paid to external accounts/add dividends received from non Wrap holdings *	25,716.84	
Change in market value	0.00	
Outstanding cash movements - unsettled managed fund trades	57,821.51	
Total movements for the period	0.00	-529,288.16
Portfolio Closing Value as at 30-Jun-2021		0.00
Income and expenses		
Interest received	3.92	
Dividends received *	4,780.97	
Distributions received *	28,594.78	
Fees, charges and taxes	-7,662.83	
Wrap Advantage Fee Rebate	0.00	
Net income/expense		25,716.84
Change in market value		
Current assets		
Disposed assets	0.00	
Net change in market value	57,821.51	57,821.51
Total gain after fees		83,538.35
Indirect costs of your investment**		223.86

*Direct equity dividend income is reported on an entitlements basis and may vary from the amount paid into the Cash Account. Distribution income is recorded on a cash basis. Where distributions have not been received at period end, investments in managed funds reflected in the portfolio valuation are valued using the cum distribution exit price.

The Income and Expense Report has been prepared on a cash basis, unless otherwise stated. Changes in market value exclude any gains or losses arising from assets held outside the service. This report does not provide the gain or loss on disposal for tax purposes and should not be relied upon in making decisions about your tax position. You should seek professional advice regarding your tax position. The information contained in this statement is given in good faith and has been derived from sources believed to be accurate at the report request date. However, it is general information only and should not be considered a comprehensive statement on any matter nor relied upon as such. No company in the Westpac Group nor any of their related entities, employees or directors gives any warranty of reliability or accuracy or accepts any responsibility arising in any other way including by reason of negligence for errors or omissions. This disclaimer is subject to any requirement of the law.

****Indirect costs**

This approximate amount has been deducted from your investment and covers amounts that have reduced the return on your investment but are not charged as a fee. This indirect cost is the Cash Account Fee only.

14700
15

**BT Wrap Open
Cash Account Statement
1-Jul-2020 to 30-Jun-2021**

R & R Widdowson ATF R Widdowson
Medical Services P/L Super
10 John Francis Ct
KALIMNA VIC 3909

Investor name
R & R Widdowson ATF R Widdowson
Investor number
M03182268
Product type
Investment
Adviser name
JASON PANOZZO-TILE ROPAN LICENSEES PTY LTD
Adviser phone number
03 51746755

Investment Summary

Opening balance as at 1-Jul-2020	\$ 18,426.76
Closing balance as at 30-Jun-2021	\$ 0.00

Transaction Details

Effective Date	Transaction Type ^	Transaction Details	Deposits (\$)	Withdrawals (\$)	Balance (\$)
1-Jul-2020	Opening Balance				18,426.76
1 Jul 2020	Interest		1.95		18,428.71
1 Jul 2020	Account Keeping Fee	for the period 01 Jun 2020 to 30 Jun 2020		-106.86	18,321.85
1 Jul 2020	Ongoing Adviser Fee	for the period 01 Jun 2020 to 30 Jun 2020		-521.72	17,800.13
8 Jul 2020	Distribution	Vanguard Intl Shrs Indx Hdgd VAN0105AU	1,136.85		18,936.98
8 Jul 2020	Distribution	Vanguard Aust Gov't Bond Indx VAN0025AU	1,736.98		20,673.96
8 Jul 2020	Distribution	Vanguard Intl Shrs Index Fd VAN0003AU	2,220.31		22,894.27
8 Jul 2020	Distribution	Vanguard Aust Shrs Index Fd VAN0002AU	107.30		23,001.57
10 Jul 2020	Distribution	IML Aust Smlr Comp IML0001AU	541.07		23,542.64
14 Jul 2020	Distribution	Allan Gray Aus Eq ETL0060AU	2,149.86		25,692.50
15 Jul 2020	Distribution	Hyperion Small Grwth Comp Fd BNT0101AU	4,699.26		30,391.76
16 Jul 2020	Regular Withdrawal			-5,000.00	25,391.76
4 Aug 2020	Account Keeping Fee	for the period 01 Jul 2020 to 31 Jul 2020		-109.73	25,282.03

**BT Wrap Open
Cash Account Statement
1-Jul-2020 to 30-Jun-2021**

Transaction Details

Effective Date	Transaction Type ^	Transaction Details	Deposits (\$)	Withdrawals (\$)	Balance (\$)
4 Aug 2020	Ongoing Adviser Fee	for the period 01 Jul 2020 to 31 Jul 2020		-534.26	24,747.77
18 Aug 2020	Regular Withdrawal			-5,000.00	19,747.77
20 Aug 2020	Expense Recovery - Legislative			-3.67	19,744.10
1 Sep 2020	Account Keeping Fee	for the period 01 Aug 2020 to 31 Aug 2020		-110.74	19,633.36
1 Sep 2020	Ongoing Adviser Fee	for the period 01 Aug 2020 to 31 Aug 2020		-543.00	19,090.36
1 Sep 2020	Dividend	AFI DIV PAYMENT	1,035.44		20,125.80
2 Sep 2020	Dividend	MLT DIV	799.26		20,925.06
16 Sep 2020	Regular Withdrawal			-5,000.00	15,925.06
18 Sep 2020	Dividend	Argo Investments	833.00		16,758.06
1 Oct 2020	Interest		0.53		16,758.59
1 Oct 2020	Account Keeping Fee	for the period 01 Sep 2020 to 30 Sep 2020		-107.57	16,651.02
1 Oct 2020	Ongoing Adviser Fee	for the period 01 Sep 2020 to 30 Sep 2020		-524.40	16,126.62
7 Oct 2020	Distribution	Vanguard Aust Shrs Index Fd VAN0002AU	394.85		16,521.47
7 Oct 2020	Distribution	Hyperion Small Grwth Comp Fd BNT0101AU	40.26		16,561.73
7 Oct 2020	Distribution	Vanguard Aust Gov't Bond Indx VAN0025AU	1,540.22		18,101.95
7 Oct 2020	Distribution	Vanguard Intl Shrs Indx Hdgd VAN0105AU	2,366.76		20,468.71
7 Oct 2020	Distribution	Vanguard Intl Shrs Index Fd VAN0003AU	326.44		20,795.15
16 Oct 2020	Regular Withdrawal			-5,000.00	15,795.15
2 Nov 2020	Account Keeping Fee	for the period 01 Oct 2020 to 31 Oct 2020		-111.00	15,684.15
2 Nov 2020	Ongoing Adviser Fee	for the period 01 Oct 2020 to 31 Oct 2020		-538.64	15,145.51
18 Nov 2020	Regular Withdrawal			-5,000.00	10,145.51
1 Dec 2020	Account Keeping Fee	for the period 01 Nov 2020 to 30 Nov 2020		-109.81	10,035.70

**BT Wrap Open
Cash Account Statement
1-Jul-2020 to 30-Jun-2021**

Transaction Details

Effective Date	Transaction Type ^	Transaction Details	Deposits (\$)	Withdrawals (\$)	Balance (\$)
1 Dec 2020	Ongoing Adviser Fee	for the period 01 Nov 2020 to 30 Nov 2020		-537.08	9,498.62
16 Dec 2020	Regular Withdrawal			-5,000.00	4,498.62
1 Jan 2021	Interest		0.32		4,498.94
4 Jan 2021	Account Keeping Fee	for the period 01 Dec 2020 to 31 Dec 2020		-116.42	4,382.52
4 Jan 2021	Ongoing Adviser Fee	for the period 01 Dec 2020 to 31 Dec 2020		-572.95	3,809.57
7 Jan 2021	Distribution	IML Aust Smlr Comp IML0001AU	282.69		4,092.26
11 Jan 2021	Distribution	Vanguard Intl Shrs Index Fd VAN0003AU	778.92		4,871.18
11 Jan 2021	Distribution	Vanguard Aust Gov't Bond Indx VAN0025AU	962.95		5,834.13
11 Jan 2021	Distribution	Vanguard Intl Shrs Indx Hdgd VAN0105AU	2,304.82		8,138.95
11 Jan 2021	Distribution	Vanguard Aust Shrs Index Fd VAN0002AU	365.30		8,504.25
13 Jan 2021	Drawdown:Trade		3,691.00		12,195.25
15 Jan 2021	Trade	Partial Redemption of 27399.76 units of Vanguard Australian Gov Bnd Indx Fd @ \$1.0949	30,000.00		42,195.25
18 Jan 2021	Regular Withdrawal			-5,000.00	37,195.25
1 Feb 2021	Account Keeping Fee	for the period 01 Jan 2021 to 31 Jan 2021		-114.87	37,080.38
1 Feb 2021	Ongoing Adviser Fee	for the period 01 Jan 2021 to 31 Jan 2021		-573.34	36,507.04
17 Feb 2021	Regular Withdrawal			-5,000.00	31,507.04
23 Feb 2021	Dividend	AFI DIV PAYMENT	739.60		32,246.64
1 Mar 2021	Account Keeping Fee	for the period 01 Feb 2021 to 28 Feb 2021		-101.57	32,145.07
1 Mar 2021	Ongoing Adviser Fee	for the period 01 Feb 2021 to 28 Feb 2021		-513.05	31,632.02
4 Mar 2021	Dividend	MLT DIV	540.67		32,172.69
12 Mar 2021	Dividend	Argo Investments	833.00		33,005.69
17 Mar 2021	Regular Withdrawal			-5,000.00	28,005.69

74700
BT → PANORAMA

BT Wrap Open
Cash Account Statement
1-Jul-2020 to 30-Jun-2021

Transaction Details

Effective Date	Transaction Type ^	Transaction Details	Deposits (\$)	Withdrawals (\$)	Balance (\$)
1 Apr 2021	Interest		0.71		28,006.40
1 Apr 2021	Account Keeping Fee	for the period 01 Mar 2021 to 31 Mar 2021		-112.66	27,893.74
1 Apr 2021	Ongoing Adviser Fee	for the period 01 Mar 2021 to 31 Mar 2021		-565.00	27,328.74
8 Apr 2021	Distribution	Hyperion Small Grwth Comp Fd BNT0101AU	1.44		27,330.18
9 Apr 2021	Distribution	Vanguard Intl Shrs Index Fd VAN0003AU	597.35		27,927.53
9 Apr 2021	Distribution	Vanguard Aust Shrs Index Fd VAN0002AU	536.14		28,463.67
9 Apr 2021	Distribution	Vanguard Aust Gov't Bond Indx VAN0025AU	267.33		28,731.00
9 Apr 2021	Distribution	Vanguard Intl Shrs Indx Hdgd VAN0105AU	5,237.68		33,968.68
16 Apr 2021	Regular Withdrawal			-5,000.00	28,968.68
3 May 2021	Account Keeping Fee	for the period 01 Apr 2021 to 30 Apr 2021		-110.53	28,858.15
3 May 2021	Ongoing Adviser Fee	for the period 01 Apr 2021 to 30 Apr 2021		-557.33	28,300.82
18 May 2021	Regular Withdrawal			-5,000.00	23,300.82
22 May 2021	Account Keeping Fee	for the period 01 May 2021 to 21 May 2021		-77.46	23,223.36
22 May 2021	Ongoing Adviser Fee	for the period 01 May 2021 to 21 May 2021		-389.17	22,834.19
22 May 2021	Interest		0.41		22,834.60
22 May 2021	Migration to Panorama Transfer			-22,834.60	0.00
30-Jun-2021	Closing Balance				0.00

^Adviser Initial Establishment Fee, Additional Deposit Fee, Regular Savings Fee are collectively referred to as Adviser Contribution Fees in the Investor Guide.
Please note:

If you have elected to receive cash distributions, they will be credited to your Cash Account once they are received from the fund manager. This statement may not include recent transactions that have not been processed. Issued by BT Portfolio Services Ltd ABN 73 095 055 208 (BTPTS). The information contained in this statement is given in good faith and has been derived from sources believed to be accurate at the report request date. However, it is general information only and should not be considered a comprehensive statement on any matter nor relied upon as such. No company in the Westpac Group nor any of their related entities, employees or directors gives any warranty of reliability or accuracy or accepts any responsibility arising in any other way including by reason of negligence for errors or omissions. This disclaimer is subject to any requirement of the law.

Portfolio Valuation

30 JUNE 2021



SHARES - 9258475 - HIN 10082412

CILLAY NOMINEES PTY LTD <R WIDDOWSON MED SER S/F A/C>

Portfolio	Units	Unit Price	Portfolio Value	% of Portfolio
AGL - AGL ENERGY LIMITED. FPO (ORDINARY FULLY PAID)	1,720	\$8.2000	\$14,104.00	8.81%
AMP - AMP LIMITED FPO (ORDINARY FULLY PAID)	1,500	\$1.1250	\$1,687.50	1.05%
ANZ - ANZ BANKING GRP LTD FPO (ORDINARY FULLY PAID)	1,455	\$28.1500	\$40,958.25	25.59%
NAB - NATIONAL AUST. BANK FPO (ORDINARY FULLY PAID)	540	\$26.2200	\$14,158.80	8.85%
ORG - ORIGIN ENERGY FPO (ORDINARY FULLY PAID)	1,800	\$4.5100	\$8,118.00	5.07%
QBE - QBE INSURANCE GROUP FPO (ORDINARY FULLY PAID)	2,817	\$10.7900	\$30,395.43	18.99%
TCL - TRANSURBAN GROUP STAPLED (FULLY PAID ORDINARY/UNITS STAPLED SECURITIES)	500	\$14.2300	\$7,115.00	4.45%
TLS - TELSTRA CORPORATION. FPO (ORDINARY FULLY PAID)	6,160	\$3.7600	\$23,161.60	14.47%
VUK - VIRGIN MONEY UK PLC CDI 1:1 (CDI 1:1 FOREIGN EXEMPT LSE)	135	\$3.6800	\$496.80	0.31%
WOW - WOOLWORTHS GROUP LTD FPO (ORDINARY FULLY PAID)	521	\$38.1300	\$19,865.73	12.41%
Sub Total			\$160,061.11	100.00%

R Widdowson Medical Services Pty Ltd Superannuation Fund
Realised Capital Gains Report

For The Period 01 July 2020 - 30 June 2021

Investment	Accounting Treatment				Tax Treatment				Capital Loss					
	Purchase Contract Date	Disposal Contract Date	Units	Cost	Proceeds	Accounting Profit/(Loss)	Adjusted Cost Base	Reduced Cost Base		Indexed Cost Base	Indexed Gains	Discounted Gains (Gross)	Other Gains	
Shares in Listed Companies														
WPP.AX - WPP AUNZ - (formerly STW)														
	30/06/2006	18/05/2021	5,423.00	4,237.26	2,711.50	(1,525.76)	4,237.26	4,237.26	0.00	0.00	0.00	0.00	0.00	(1,525.76)
			5,423.00	4,237.26	2,711.50	(1,525.76)	4,237.26	4,237.26	0.00	0.00	0.00	0.00	0.00	(1,525.76)
			5,423.00	4,237.26	2,711.50	(1,525.76)	4,237.26	4,237.26	0.00	0.00	0.00	0.00	0.00	(1,525.76)
			5,423.00	4,237.26	2,711.50	(1,525.76)	4,237.26	4,237.26	0.00	0.00	0.00	0.00	0.00	(1,525.76)

77600
WPA

Tues 8

3.

CHESS HOLDING STATEMENT

For statement enquiries contact
your CHESS Sponsor:

**COMMONWEALTH SECURITIES
LIMITED**

LOCKED BAG 22
AUSTRALIA SQUARE
SYDNEY, NSW 1215

 **131519**



155682 01402

CILLAY NOMINEES PTY LTD
<R WIDDOWSON MED SER S/F A/C>
PO BOX 58
LAKES ENTRANCE VIC 3909

Holder ID Number (HIN): 0010082412

CHESS Sponsor's ID (PID): 01402

Statement Period: May 2021

Page: 1 of 1

WPP - ORDINARY FULLY PAID

Date	Transaction Type	Transaction ID	Ex/Cum Status	Quantity		Holding Balance
				On	Off	
	Balance Brought Forward from 30 May 16					5423
8 May 21	Adjustment due to a Scheme of Arrangement	5726200003170900			5423	0

FOR YOUR INFORMATION

- ☛ To obtain full terms and conditions of an Issuer's securities contact the Issuer's Registrar or the Issuer directly.
- ☛ For information about CHESS Depository Interests (CDIs) and to obtain a free copy of the Financial Services Guide (FSG) or any supplementary FSG for CHESS Depository Nominees Pty Ltd go to www.asx.com.au/cdis or phone 131 279.
- ☛ ASX Settlement may by law need to disclose information in CHESS Holdings to third parties.

Refer overleaf for additional important information

Share Registry Details:

COMPUTERSHARE INVESTOR SERVICES PTY LTD
GPO BOX 7045
SYDNEY NSW 1115
Ph: 1300 855 080



ASX

Issued By:

ASX Settlement Pty Limited | ABN 49 008 504 532 | PO Box H227, Australia Square, Sydney NSW 1215

77600
78200

Transaction Summary

CommSec 

1 JULY 2020 - 30 JUNE 2021

SHARES - 9258475 - HIN 10082412

Total Buys and Sells

2020 - 2021 Financial Year

CILLAY NOMINEES PTY LTD <R WIDDOWSON
MED SER S/F A/C>

Total Buys (inc. Brokerage + GST)

\$0.00

Total Sells (inc. Brokerage + GST)

\$0.00

There are no transactions on this account.

78400

Mr R & Mrs R Widdowson
10 John Francis Court
KALIMNA VIC 3909

STATEMENT

For the period 01 July 2020 to 30 June 2021

Investor Name: Robin & Ruth Widdowson
Investor Number: 12

INVESTMENT SUMMARY

Investment Fund Summary as at 30 June 2021

ROPAN Investment Project 001 Pty Ltd

Date	Transaction Details	Units Held	Unit Price	Units Transacted	Amount (\$)
01/07/20	Opening Balance	100,000.00	2.17947	0.00	217,947.00 ✓
Total Units Held as at 30 June 2021					100,000.00
Account Value					\$217,947.00

END OF DOCUMENT

R Widdowson Medical Services Pty Ltd Superannuation Fund
Distribution Reconciliation Report

For The Period 01 July 2020 - 30 June 2021

Date	Payment Received	Non Primary Production Income (A) * 1			Distributed Capital Gains (B) * 2			Foreign Income * 3				Non-Assessable				
		Franked	Unfranked	Interest/ Other	Franking Credits	Discounted (After Discount)	Rate * 5	Concession	Indexed	Other	Foreign Income	Foreign Credits	Tax Exempt	Tax Free	Tax Deferred / AMIT * 6	Taxable Income
Managed Investments																
BTPANWIDD BT Panorama																
30/06/2021	12,366.04	1,463.39		1,713.27	560.97	14,151.80	S			896.68	102.21			6,506.58	18,888.32	
30/06/2021	12,365.68						S							0.00		
	24,731.72	1,463.39		1,713.27	560.97	14,151.80				896.68	102.21			6,506.58	18,888.32	
<i>Net Cash Distribution: 24,731.72</i>																
BTWIDD BT Wrap																
21/05/2021	20,611.94	4,604.87	0.00	10,027.56	2,531.26	4,491.24	S			1,503.41	171.17			(15.14)	23,329.51	
	20,611.94	4,604.87	0.00	10,027.56	2,531.26	4,491.24				1,503.41	171.17			(15.14)	23,329.51	
<i>Net Cash Distribution: 20,611.94</i>																
	45,343.66	6,068.26	0.00	11,740.83	3,092.23	18,643.04				2,400.09	273.38			6,491.44	42,217.83	
Units in Listed Unit Trusts																
TCL.AX Transurban																
16/02/2021	75.00	0.00	0.00		0.00		S							0.00	0.00	
30/06/2021	102.50	1.64		98.79	0.49		S							77.07	100.92	
	177.50	1.64	0.00	98.79	0.49									77.07	100.92	
<i>Net Cash Distribution: 177.50</i>																
	177.50	1.64	0.00	98.79	0.49									77.07	100.92	

R Widdowson Medical Services Pty Ltd Superannuation Fund Distribution Reconciliation Report

For The Period 01 July 2020 - 30 June 2021

Date	Non Primary Production Income (A) * 1			Distributed Capital Gains (B) * 2			Foreign Income * 3			Non-Assessable						
	Payment Received	Franked	Unfranked	Interest/ Other	Franking Credits	Discounted (After Discount)	Rate * 5	Concession	CGT Indexed	Other	Foreign Income	Foreign Credits	Tax Exempt	Tax Free	Tax Deferred / AMIT * 6	Taxable Income
TOTAL	45,521.16	6,069.90	0.00	11,839.62	3,092.72	18,643.04					2,400.09	273.38			6,568.51	42,318.75

Total Distributed Gains

Discount Rate	Discounted	Gross
Superfund 1/3	18,643.04	27,964.56
Individual 50%(I)	0.00	0.00
Total	18,643.04	27,964.56

* 1 Summary of Non Primary Production Income (A)

Tax Label	Franked	Unfranked	Interest/Other	Less Other Deduction	Income Before Credits * 7	Franking Credits	Total Including Credits
11M Gross trust distributions	6,069.90	0.00	11,839.62		17,909.52	3,092.72	21,002.24

* 2 Forms part of the Net Capital Gains calculation for Tax Label 11A.

* 3 Forms part of the Foreign Credits calculation for Tax Label 11D, D1, 13C1.

* 4 Taxable Income is designed to match Tax Statement provided by Fund Manager.

Taxable Income in the SMSF Annual Return will be different due to application of Capital Losses in Net Capital Gain calculation and application of different discount method.

* 5 This is the discount rate selected for the transaction, "S" being Super Funds at 1/3 and "I" being Individual at 50%.

* 6 AMIT cost base net increase is reflected as negative amount i.e. negative tax deferred and AMIT cost base net decrease is reflected as positive amount i.e. positive tax deferred.

* 7 Sum of Income Before Credits reconciles with Taxable Trust Distributions in Statement of Taxable Income.

* Variance between Payment Received and Net Cash Distribution.

2000

R Widdowson Medical Services Pty Ltd Superannuation Fund
Dividend Reconciliation Report

For The Period 01 July 2020 - 30 June 2021

Date	Net Payment Received	Australian Income			Foreign Income			Withheld		
		Unfranked	Franked	Franking Credits	Foreign Income	Foreign Credits	NZ Credits	TFN Withheld	Non-Resident	LIC Deduction
Shares in Listed Companies										
AGL.AX AGL										
25/09/2020	877.20	175.44	701.76	300.75						
26/03/2021	705.20	705.20	0.00	0.00						
	1,582.40	880.64	701.76	300.75						
AMP.AX AMP Limited										
01/10/2020	150.00	0.00	150.00	64.29						
	150.00	0.00	150.00	64.29						
ANZ.AX ANZ Bank										
30/09/2020	363.75	0.00	363.75	155.89						
16/12/2020	509.25	0.00	509.25	218.25						
	873.00	0.00	873.00	374.14						
NAB.AX National Bank										
03/07/2020	162.00	0.00	162.00	69.43						
10/12/2020	162.00	0.00	162.00	69.43						
	324.00	0.00	324.00	138.86						
ORG.AX Origin Energy										

R Widdowson Medical Services Pty Ltd Superannuation Fund
Dividend Reconciliation Report

For The Period 01 July 2020 - 30 June 2021

Date	Net Payment Received	Australian Income			Foreign Income			Withheld		
		Unfranked	Franked	Franking Credits	Foreign Income	Foreign Credits	NZ Credits	TFN Withheld	Non-Resident	LIC Deduction
02/10/2020	180.00	180.00	0.00	0.00						
26/03/2021	225.00	225.00	0.00	0.00						
QBE.AX QBE Insurance	405.00	405.00	0.00	0.00						
25/09/2020	112.68	101.41	11.27	4.83						
	112.68	101.41	11.27	4.83						
TLS.AX Telstra										
24/09/2020	492.80	0.00	492.80	211.20						
26/03/2021	492.80	0.00	492.80	211.20						
	985.60	0.00	985.60	422.40						
WOW.AX Woolworths										
06/10/2020	250.08	0.00	250.08	107.18						
14/04/2021	276.13	0.00	276.13	118.34						
	526.21	0.00	526.21	225.52						
WPP.AX WPP AUNZ - (formerly STW)										
07/04/2021	238.61	0.00	238.61	102.26						
07/05/2021	845.99	0.00	845.99	362.57						

R Widdowson Medical Services Pty Ltd Superannuation Fund
Dividend Reconciliation Report

For The Period 01 July 2020 - 30 June 2021

Date	Australian Income			Foreign Income			Withheld			
	Net Payment Received	Unfranked	Franked	Franking Credits	Foreign Income	Foreign Credits	NZ Credits	TFN Withheld	Non-Resident	LIC Deduction
	1,084.60	0.00	1,084.60	464.83						
	6,043.49	1,387.05	4,656.44	1,995.62						
TOTAL	6,043.49	1,387.05	4,656.44	1,995.62						

+ 3092.72
 5088.34

Tax Return Reconciliation

	Totals	Tax Return Label
Unfranked	1,387.05	J
Franked Dividends	4,656.44	K
Franking Credits	1,995.62	L

85000
5



Australian Government
Australian Taxation Office

Agent EAGER & PARTNERS
Client THE TRUSTEE FOR R
WIDDOWSON MEDICAL
SERVICES PTY LTD
SUPERANNUATI ON FUND
ABN 34 750 689 931

Accounts summary

Account	Payment reference number	Overdue	Balance
Income tax 551 THE TRUSTEE FOR R WIDDOWSON MEDICAL SERVICES PTY LTD SUPERANNUATI ON FUND	551000973367621221		\$0.00
Activity statement 001 THE TRUSTEE FOR R WIDDOWSON MEDICAL SERVICES PTY LTD SUPERANNUATI ON FUND	001347506899312760		\$0.00
<i>Superannuation 552 THE TRUSTEE FOR R WIDDOWSON MEDICAL SERVICES PTY LTD SUPERANNUATI ON FUND</i>			
LISA Remittance	552000973367629521		\$0.00



Income tax 551

Date generated	30/03/2022
Overdue	\$0.00
Not yet due	\$0.00
Balance	\$0.00

Transactions

2 results found - from 01 July 2020 to 30 March 2022 sorted by processed date ordered oldest to newest

Processed date	Effective date	Description	Debit (DR)	Credit (CR)	Balance
25 Mar 2021	25 Mar 2021	Tax return Self Man Superfund - Income Tax for the period from 01 Jul 19 to 30 Jun 20		\$6,816.00	\$6,816.00 CR
25 Mar 2021	30 Mar 2021	EFT refund for Income Tax for the period from 01 Jul 19 to 30 Jun 20	\$6,816.00		\$0.00
