

# Financial Year Summary

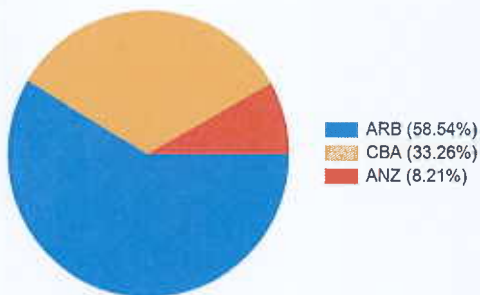


1 JULY 2017 - 30 JUNE 2018

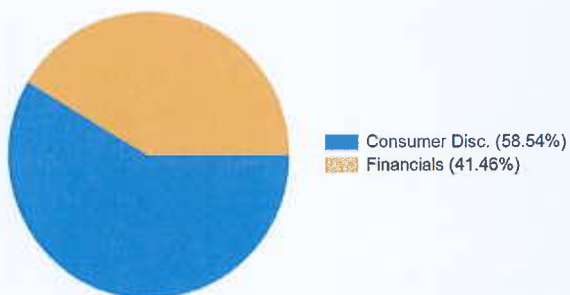
Portfolio Valuation	Account Number	Account Name	Value as at 30 June 2018
Shares	2258118	AQUAFLOW SOLUTIONS PTY LTD <MAHOGANY INV SUPER FUND A/C>	\$585,020.90
CDIA	11219192	AQUAFLOW SOLUTIONS PTY LTD ITF MAHOGANY INVESTMENTS SUPERANNUATION FUND	\$1,382,473.92
<b>TOTAL PORTFOLIO VALUE</b>			<b>\$1,967,494.82</b>

## Allocation as at 30 June 2018

### Shares in your portfolio



### Sectors in your portfolio



## Estimated Interest & Dividends 2017-2018 Financial Year


Est. Franked Dividends	\$19,526.00
Est. Unfranked Dividends	\$0.00
Est. Franking Credits	\$8,368.29
Est. Interest Received from Interest Rate Securities	\$0.00
Interest Received from Cash Account(s)	\$20,296.36
<b>TOTAL INCOME</b>	<b>\$39,822.36</b>

## Fees & Charges 2017-2018 Financial Year

Total Brokerage (inc. GST)	\$0.00
Total Subscriptions (inc. GST)	\$0.00
Other Fees (inc. GST)	\$0.00
<b>TOTAL FEES &amp; CHARGES</b>	<b>\$0.00</b>

# Portfolio Valuation

30 JUNE 2018



SHARES - 2258118 - HIN 42374997

AQUAFLOW SOLUTIONS PTY LTD <MAHOGANY INV SUPER FUND A/C>

Portfolio	Units	Unit Price	Portfolio Value	% of Portfolio
ANZ - ANZ BANKING GRP LTD FPO (ORDINARY FULLY PAID)	1,700	\$28.2400	\$48,008.00	2.44%
ARB - ARB CORPORATION. FPO (ORDINARY FULLY PAID)	15,000	\$22.8300	\$342,450.00	17.41%
CBA - COMMONWEALTH BANK. FPO (ORDINARY FULLY PAID)	2,670	\$72.8700	\$194,562.90	9.89%
		<b>Sub Total</b>	<b>\$585,020.90</b>	<b>29.73%</b>

Cash Accounts	Portfolio Value	% of Portfolio	
CDIA - 06300011219192	\$1,382,473.92	70.27%	
	<b>TOTAL</b>	<b>\$1,967,494.82</b>	<b>100.00%</b>