

X056664157
PIC 5067

**Coull & Prior Taxation Consultants
Superannuation Fund Working Papers Index**

Fund Pugot's Cove SIF Code Balance Date 30/6/20

SECTION	DESCRIPTION	WORKPAPER
A	Final Trial Balance	A to
	Journals	to
B	Bank Reconciliations and Bank Statements	B1 to B6
		to
		to
C	Accrued Liabilities	to
D	Distributions/Dividends Receivable	to
E	Investment/Assets Register/Depreciation Schedule	E1 to E11
F	Lump Sum Payments	to
G	PAYG Payment Summaries	to
H	Pension Min/Max Calculations	H to H1
I	Investment Summary Report – Market Values	I to
J	Investment Income Report – Dividend & Distribution Statements	J1 to J13
K	GST Reconciliation and Business Act. Statements	to
L	Income Tax Reconciliation (ICA/ITA)	L1 to L3
M	Members Balances	M to
N	Binding Death Nominations	to
O	ATO Revenue report	to
P	PAYG Instalments	to
Q	Sec 82 Statements	to
R	Roll Overs	to
S	Investment Sales Reports– Capital Gain (Loss)	S to
T	Expenses	T to T2
U	Rates Notice	to
V	Balance Forward Report	to
W	Create Entries Report	W to
X	Sundry Documents/Interview Notes/Client supplied records	X to
Y	Contributions	to
Z	General Ledger	Z to
AA		To
AB		to
	+ PDFs	

Prepared by:



Macquarie Cash Management Account

MACQUARIE BANK LIMITED
ABN 46 008 583 542 AFSL 237502

enquiries 1800 806 310
transact@macquarie.com
www.macquarie.com.au

GPO Box 2520
Sydney, NSW 2001



MR A PUGATSCHEW &
MRS J A PUGATSCHEW
48 OSMOND TERRACE
NORWOOD SA 5067

1 Shelley Street
Sydney, NSW 2000

account balance **\$109,595.37**
as at 30 Jun 20

account name ANATOLIJ PUGATSCHEW &
JENNIFER ANNE PUGATSCHEW ATF
THE PUGATSCHEW SUPERANNUATION FUND
account no. 961241775

transaction	description	debits	credits	balance
31.05.20	OPENING BALANCE			114,943.49
01.06.20	Deposit MACQUARIE BANK 182-222 285580304		1,047.95	115,991.44
03.06.20	Deposit AMPCI Distrib P014193 CBF		175.35	116,166.79
05.06.20	Funds transfer PENSION TP	1,479.00		114,687.79
05.06.20	Funds transfer PENSION JP	2,142.00		112,545.79
25.06.20	Funds transfer CPB FEE	291.66		112,254.13
25.06.20	Funds transfer PENSION PAYMENTS	2,663.33		109,590.80
30.06.20	Interest MACQUARIE CMA INTEREST PAID*		4.57	109,595.37

how to make a transaction

online
Log in to www.macquarie.com.au/personal

by phone
Call 133 275 to make a phone transaction

transfers from another bank account
Transfer funds from another bank to this account:
BSB 182 512
ACCOUNT NO. 961241775

deposits using BPay
From another bank



Biller code: 667022
Ref: 961 241 775

continued on next




Macquarie Cash Management Account

MACQUARIE BANK LIMITED
ABN 46 008 583 542 AFSL 237502

enquiries 1800 806 310
transact@macquarie.com
www.macquarie.com.au

GPO Box 2520
Sydney, NSW 2001



MR A PUGATSCHEW &
MRS J A PUGATSCHEW
48 OSMOND TERRACE
NORWOOD SA 5067

1 Shelley Street
Sydney, NSW 2000

account balance **\$114,943.49**
as at 31 May 20

account name ANATOLIJ PUGATSCHEW &
JENNIFER ANNE PUGATSCHEW ATF
THE PUGATSCHEW SUPERANNUATION FUND
account no. 961241775

transaction	description	debits	credits	balance
30.04.20	OPENING BALANCE			20,944.93
01.05.20	Deposit ATO ATO009000011984686		2,153.15	23,098.08
06.05.20	Deposit AMPCI Distrib P014193 CBF		174.63	23,272.71
07.05.20	Funds transfer PENSION TP	1,479.00		21,793.71
07.05.20	Funds transfer PENSION JP	2,142.00		19,651.71
25.05.20	Funds transfer CPB FEE	291.66		19,360.05
25.05.20	Funds transfer PENSION PAYMENTS	2,663.33		16,696.72
27.05.20	Deposit IRONBARK ASSET M CGI0003445808		98,245.25	114,941.97
29.05.20	Interest MACQUARIE CMA INTEREST PAID*		1.52	114,943.49

how to make a transaction

online
Log in to www.macquarie.com.au/personal

by phone
Call 133 275 to make a phone transaction

transfers from another bank account
Transfer funds from another bank to this account:
BSB 182 512
ACCOUNT NO. 961241775

deposits using BPay
From another bank



Bill code: 667022
Ref: 961 241 775

continued on next



Macquarie Cash Management Account

MACQUARIE BANK LIMITED
ABN 48 008 583 542 AFSL 237502

enquiries 1800 806 310
transact@macquarie.com
www.macquarie.com.au

GPO Box 2520
Sydney, NSW 2001



MR A PUGATSCHEW &
MRS J A PUGATSCHEW
48 OSMOND TERRACE
NORWOOD SA 5067

1 Shelley Street
Sydney, NSW 2000

account balance **\$20,944.93**
as at 30 Apr 20

account name ANATOLIJ PUGATSCHEW &
JENNIFER ANNE PUGATSCHEW ATF
THE PUGATSCHEW SUPERANNUATION FUND
account no. 961241775

	transaction	description	debits	credits	balance
31.03.20		OPENING BALANCE			26,997.19
03.04.20	Deposit	PIMCO Funds 800162349		49.64	27,046.83
07.04.20	Funds transfer	PENSION TP	1,479.00		25,567.83
07.04.20	Funds transfer	PENSION JP	2,142.00		23,425.83
09.04.20	Deposit	PIML UT Distribu AC800023912		673.49	24,099.32
09.04.20	Deposit	AMPCI Distrib P014193 CBF		173.53	24,272.85
09.04.20	Deposit	AMPCI Distrib P014193 CIF		310.45	24,583.30
09.04.20	Deposit	NMLN-MWP DISTRIB T023095 MWP		1,955.54	26,538.84
24.04.20	Funds transfer	CPB FEE	291.66		26,247.18
24.04.20	Funds transfer	PENSION PAYMENTS	2,663.33		23,583.85
29.04.20	Cheque	CHEQUE WITHDRAWAL 000015	2,640.00		20,943.85

how to make a transaction

online
Log in to www.macquarie.com.au/personal

by phone
Call 133 275 to make a phone transaction

transfers from another bank account
Transfer funds from another bank to this account:
BSB 182 512
ACCOUNT NO. 961241775

deposits using BPay
From another bank



Biller code: 667022
Ref: 961 241 775

continued on next




MACQUARIE

Macquarie Cash Management Account

MACQUARIE BANK LIMITED
ABN 46 008 583 542 AFSL 237502

enquiries 1800 806 310
transact@macquarie.com
www.macquarie.com.au

GPO Box 2520
Sydney, NSW 2001



047

79904

MR A PUGATSCHEW &
MRS J A PUGATSCHEW
48 OSMOND TERRACE
NORWOOD SA 5067

1 Shelley Street
Sydney, NSW 2000

account balance **\$26,997.19**
as at 31 Mar 20

account name ANATOLIJ PUGATSCHEW &
JENNIFER ANNE PUGATSCHEW ATF
THE PUGATSCHEW SUPERANNUATION FUND
account no. 961241775

transaction	description	debits	credits	balance
29.02.20	OPENING BALANCE			283,380.90
03.03.20	Direct debit MACQUARIE BANK MACQUARIE PERSONAL	250,000.00		33,380.90
04.03.20	Deposit AMPCI Distrib P014193 CBF		178.69	33,559.59
06.03.20	Funds transfer PENSION TP	1,479.00		32,080.59
06.03.20	Funds transfer PENSION JP	2,142.00		29,938.59
25.03.20	Funds transfer CPB FEE	291.66		29,646.93
25.03.20	Funds transfer PENSION PAYMENTS	2,663.33		26,983.60
31.03.20	Interest MACQUARIE CMA INTEREST PAID*		13.59	26,997.19

how to make a transaction

online
Log in to www.macquarie.com.au/personal

by phone
Call 133 275 to make a phone transaction

transfers from another bank account
Transfer funds from another bank to this account:
BSB 182 512
ACCOUNT NO. 961241775

deposits using BPay
From another bank



Bill code: 667022
Ref: 961 241 775

continued on next



MACQUARIE

Macquarie Cash Management Account

MACQUARIE BANK LIMITED
ABN 46 008 583 642 AFSL 237502enquiries 1800 806 310
transact@macquarie.com
www.macquarie.com.auGPO Box 2520
Sydney, NSW 2001

047

61806

MR A PUGATSCHEW &
MRS J A PUGATSCHEW
48 OSMOND TERRACE
NORWOOD SA 50671 Shelley Street
Sydney, NSW 2000account balance **\$283,380.90**
as at 29 Feb 20account name ANATOLIJ PUGATSCHEW &
JENNIFER ANNE PUGATSCHEW ATF
THE PUGATSCHEW SUPERANNUATION FUND
account no. 961241775

	transaction	description	debits	credits	balance
31.01.20		OPENING BALANCE			17,326.18
05.02.20	Deposit	AMPCI Distrib P014193 CBF		178.86	17,505.04
07.02.20	Funds transfer	PENSION TP	1,479.00		16,026.04
07.02.20	Funds transfer	PENSION JP	2,142.00		13,884.04
24.02.20	Deposit	MACQUARIE BANK DEPOSIT		272,423.34	286,307.38
25.02.20	Funds transfer	CPB FEE	291.66		286,015.72
25.02.20	Funds transfer	PENSION PAYMENTS	2,663.33		283,352.39
28.02.20	Interest	MACQUARIE CMA INTEREST PAID*		28.51	283,380.90

how to make a transaction

online
Log in to www.macquarie.com.au/personalby phone
Call 133 275 to make a phone transactiontransfers from another bank account
Transfer funds from another bank to this account:
BSB 182 512
ACCOUNT NO. 961241775deposits using BPay
From another bankBiller code: 667022
Ref: 961 241 775

continued on next



Macquarie Cash Management Account

MACQUARIE BANK LIMITED
ABN 46 008 583 542 AFSL 237502

enquiries 1800 806 310
transact@macquarie.com
www.macquarie.com.au

GPO Box 2520
Sydney, NSW 2001



047 62016

MR A PUGATSCHEW &
MRS J A PUGATSCHEW
48 OSMOND TERRACE
NORWOOD SA 5067

1 Shelley Street
Sydney, NSW 2000

account balance **\$17,326.18**
as at 31 Jan 20

account name ANATOLIJ PUGATSCHEW &
JENNIFER ANNE PUGATSCHEW ATF
THE PUGATSCHEW SUPERANNUATION FUND
account no. 961241775

transaction	description	debits	credits	balance
31.12.19	OPENING BALANCE			16,050.72
06.01.20	Deposit PIMCO Funds 800162349		400.85	16,451.57
07.01.20	Funds transfer PENSION TP	1,479.00		14,972.57
07.01.20	Funds transfer PENSION JP	2,142.00		12,830.57
08.01.20	Deposit Montgomeryfund 2033257 3321		464.90	13,295.47
08.01.20	Deposit MAGELLAN MAGELLAN0000912066		708.31	14,003.78
09.01.20	Deposit RBC IST Distr aubqA96G0000024B		667.41	14,671.19
09.01.20	Deposit AMPCI Distrib P014193 CBF		178.65	14,849.84
09.01.20	Deposit AMPCI Distrib P014193 CIF		581.09	15,430.93
10.01.20	Deposit NMLN-MWP DISTRIB T023095 MWP		1,955.64	17,386.57
13.01.20	Deposit PIML UT Distribu AC800023912		1,200.65	18,587.22

how to make a transaction

online
Log in to www.macquarie.com.au/personal

by phone
Call 133 275 to make a phone transaction

transfers from another bank account
Transfer funds from another bank to this account:
BSB 182 512
ACCOUNT NO. 961241775

deposits using BPay
From another bank



Bill code: 667022
Ref: 961 241 775

continued on next



Macquarie Cash Management Account

enquiries 1800 806 310

account name ANATOLIJ PUGATSCHEW &
JENNIFER ANNE PUGATSCHEW ATF
THE PUGATSCHEW SUPERANNUATION FUND
account no. 961241775

	transaction	description	debits	credits	balance
14.01.20	Deposit	PIML UT Distribu AC800023912		637.47	19,224.69
15.01.20	Deposit	L1 LSF Dist L1 LSF		1,050.51	20,275.20
24.01.20	Funds transfer	CPB FEE	291.66		19,983.54
24.01.20	Funds transfer	PENSION PAYMENTS	2,663.33		17,320.21
31.01.20	Interest	MACQUARIE CMA INTEREST PAID*		5.97	17,326.18
		CLOSING BALANCE AS AT 31 JAN 20	6,575.99	7,851.45	17,326.18

* Stepped interest rates as at 31 January 2020: balances \$0.00 to \$4,999.99 earned 0.00%; balances \$5,000.00 and above earned 0.55%

continued on next



Macquarie Cash Management Account

MACQUARIE BANK LIMITED
ABN 46 008 583 542 AFSL 237502

enquiries 1800 806 310
transact@macquarie.com
www.macquarie.com.au

GPO Box 2632
Adelaide, SA 5001



MR A PUGATSCHEW &
MRS J A PUGATSCHEW
48 OSMOND TERRACE
NORWOOD SA 5067

Level 2, 151 Pirie Street
Adelaide, SA 5000

account balance **\$16,050.72**
as at 31 Dec 19

account name ANATOLIJ PUGATSCHEW &
JENNIFER ANNE PUGATSCHEW ATF
THE PUGATSCHEW SUPERANNUATION FUND
account no. 961241775

transaction	description	debits	credits	balance
30.11.19	OPENING BALANCE			22,441.47
04.12.19	Deposit AMPCI Distrib P014193 CBF		178.81	22,620.28
06.12.19	Funds transfer PENSION TP	1,479.00		21,141.28
06.12.19	Funds transfer PENSION JP	2,142.00		18,999.28
24.12.19	Funds transfer CPB FEE	291.66		18,707.62
24.12.19	Funds transfer PENSION PAYMENTS	2,663.33		16,044.29
31.12.19	Interest MACQUARIE CMA INTEREST PAID*		6.43	16,050.72

how to make a transaction

online
Log in to www.macquarie.com.au/personal

by phone
Call 133 275 to make a phone transaction

transfers from another bank account
Transfer funds from another bank to this account:
BSB 182 512
ACCOUNT NO. 961241775

deposits using BPay
From another bank



Bill code: 667022
Ref: 961 241 775

continued on next



Macquarie Cash Management Account

MACQUARIE BANK LIMITED
ABN 46 008 583 542 AFSL 237602

enquiries 1800 806 310
fax 1800 550 140
www.macquarie.com.au

GPO Box 2632
Adelaide, SA 5001



047

62178

MR A PUGATSCHEW &
MRS J A PUGATSCHEW
48 OSMOND TERRACE
NORWOOD SA 5067

Level 2, 151 Pirie Street
Adelaide, SA 5000

account balance **\$22,441.47**
as at 30 Nov 19

account name ANATOLIJ PUGATSCHEW &
JENNIFER ANNE PUGATSCHEW ATF
THE PUGATSCHEW SUPERANNUATION FUND
account no. 961241775

	transaction	description	debits	credits	balance
31.10.19		OPENING BALANCE			28,829.36
05.11.19	Deposit	AMPCI Distrib P014193 CBF		178.82	29,008.18
07.11.19	Funds transfer	PENSION TP	1,479.00		27,529.18
07.11.19	Funds transfer	PENSION JP	2,142.00		25,387.18
25.11.19	Funds transfer	OPB FEE	291.66		25,095.52
25.11.19	Funds transfer	PENSION PAYMENTS	2,663.33		22,432.19
29.11.19	Interest	MACQUARIE CMA INTEREST PAID*		9.28	22,441.47

how to make a transaction

online
Log in to www.macquarie.com.au/personal

by phone
Call 133 275 to make a phone transaction

transfers from another bank account
Transfer funds from another bank to this account:
BSB 182 512
ACCOUNT NO. 961241775

deposits using BPay
From another bank



Bill code: 667022
Ref: 961 241 775

continued on next



Macquarie Cash Management Account

MACQUARIE BANK LIMITED
ABN 46 008 583 642 AFSL 237502

enquiries 1800 806 310
fax 1800 550 140
www.macquarie.com.au

GPO Box 2632
Adelaide, SA 5001



MR A PUGATSCHER &
MRS J A PUGATSCHER
48 OSMOND TERRACE
NORWOOD SA 5067

Level 2, 151 Pirie Street
Adelaide, SA 5000

account balance **\$28,829.36**
as at 31 Oct 19

account name ANATOLIY PUGATSCHER &
JENNIFER ANNE PUGATSCHER ATF
THE PUGATSCHER SUPERANNUATION FUND
account no. 961241775

transaction	description	debits	credits	balance
30.09.19	OPENING BALANCE			30,680.89
03.10.19	Deposit PIMCO Funds 800162349		767.12	31,448.01
07.10.19	Funds transfer PENSION TP	1,479.00		29,969.01
07.10.19	Funds transfer PENSION JP	2,142.00		27,827.01
10.10.19	Deposit NMLN-MWP DISTRIB T023095 MWP		1,967.71	29,794.72
11.10.19	Deposit PIML UT Distribu AC800023912		1,324.69	31,119.41
11.10.19	Deposit AMPCI Distrib P014193 CBF		179.00	31,298.41
11.10.19	Deposit AMPCI Distrib P014193 CIF		473.51	31,771.92
25.10.19	Funds transfer CPB FEE	291.66		31,480.26
25.10.19	Funds transfer PENSION PAYMENTS	2,663.33		28,816.93
31.10.19	Interest MACQUARIE CMA INTEREST PAID*		12.43	28,829.36

how to make a transaction

online
Log in to www.macquarie.com.au/personal

by phone
Call 133 275 to make a phone transaction

transfers from another bank account
Transfer funds from another bank to this account:
BSB 182 512
ACCOUNT NO. 961241775

deposits using BPay
From another bank



Bill code: 667022
Ref: 961 241 775

continued on next



Macquarie Cash Management Account

MACQUARIE BANK LIMITED
ABN 46 008 583 542 AFSL 237502enquiries 1800 806 310
fax 1800 550 140
www.macquarie.com.auGPO Box 2632
Adelaide, SA 5001

047 80897

MR A PUGATSCHIEW &
MRS J A PUGATSCHIEW
48 OSMOND TERRACE
NORWOOD SA 5067Level 2, 151 Pirie Street
Adelaide, SA 5000account balance **\$30,680.89**
as at 30 Sep 19account name ANATOLIJ PUGATSCHIEW &
JENNIFER ANNE PUGATSCHIEW ATF
THE PUGATSCHIEW SUPERANNUATION FUND
account no. 961241775

	transaction	description	debits	credits	balance
31.08.19		OPENING BALANCE			37,058.96
04.09.19	Deposit	AMPCI Distrib P014193 CBF		179.09	37,238.05
06.09.19	Funds transfer	PENSION TP	1,479.00		35,759.05
06.09.19	Funds transfer	PENSION JP	2,142.00		33,617.05
25.09.19	Funds transfer	CPB FEE	291.66		33,325.39
25.09.19	Funds transfer	PENSION PAYMENTS	2,663.33		30,662.06
30.09.19	Interest	MACQUARIE CMA INTEREST PAID*		18.83	30,680.89

how to make a transaction

online
Log in to www.macquarie.com.au/personalby phone
Call 133 275 to make a phone transactiontransfers from another bank account
Transfer funds from another bank to this account:
BSB 182 512
ACCOUNT NO. 961241775deposits using BPay
From another bankBiller code: 667022
Ref: 961 241 775

continued on next



Macquarie Cash Management Account

enquiries 1800 806 310

account name ANATOLIY PUGATSCHEW &
JENNIFER ANNE PUGATSCHEW ATF
THE PUGATSCHEW SUPERANNUATION FUND
account no. 961241775

transaction	description	debits	credits	balance
	CLOSING BALANCE AS AT 30 SEP 19	6,575.99	197.92	30,680.89

* Stepped interest rates as at 30 September 2019: balances \$0.00 to \$4,999.99 earned 0.00%; balances \$5,000.00 and above earned 0.80%

We offer several options that allow you to make payments and view transactions free of charge

- Electronic funds transfers up to \$20,000 a day using online banking.
- Increase your limit to \$100,000 temporarily or nominate an account for unlimited transfers by contacting us.
- BPAY payments (subject to BPAY biller code limits) free of charge via online and mobile banking.
- Make the switch to free online statements by updating your preference online.

About your account

- Interest is calculated on daily balances and paid monthly. The interest rate is variable and may change at any time without prior notice.
- If you have a complaint about our service, or you'd like more information about your account including fees and charges, mistaken payments or unauthorised transactions, please read the terms and conditions for your account or contact us.

Protect your account

- Please check each entry on this statement. If you think there is an error or unauthorised transaction, please contact us right away.
- If you have new contact details, please contact us to update them.
- This statement should be kept in a safe place at all times. Please read the Further Information Guide for more details about keeping your account secure.

Visit our Help Centre

- Here you'll find answers to common questions about your account. For more information, please visit help.macquarie.com



Macquarie Cash Management Account

MACQUARIE BANK LIMITED
ABN 46 008 583 542 AFSL 237502enquiries 1800 806 310
fax 1800 550 140
www.macquarie.com.auGPO Box 2632
Adelaide, SA 5001

047 62873

MR A PUGATSCHEW &
MRS J A PUGATSCHEW
48 OSMOND TERRACE
NORWOOD SA 5067Level 2, 151 Pirie Street
Adelaide, SA 5000account balance **\$37,058.96**
as at 31 Aug 19account name ANATOLIJ PUGATSCHEW &
JENNIFER ANNE PUGATSCHEW ATF
THE PUGATSCHEW SUPERANNUATION FUND
account no. 961241775

transaction	description	debits	credits	balance
31.07.19	OPENING BALANCE			39,731.62
06.08.19	Deposit AMPCI Distrib P014193 CBF		179.34	39,910.96
07.08.19	Funds transfer PENSION TP	1,479.00		38,431.96
07.08.19	Funds transfer PENSION JP	2,142.00		36,289.96
23.08.19	Funds transfer CPB FEE	291.66		35,998.30
23.08.19	Funds transfer PENSION PAYMENTS	2,663.33		33,334.97
26.08.19	Deposit MACQUARIE BANK 182-222 250548625		3,702.33	37,037.30
30.08.19	Interest MACQUARIE CMA INTEREST PAID*		21.66	37,058.96

how to make a transaction

online
Log in to www.macquarie.com.au/personalby phone
Call 133 275 to make a phone transactiontransfers from another bank account
Transfer funds from another bank to this account:
BSB 182 512
ACCOUNT NO. 961241775deposits using BPay
From another bankBiller code: 667022
Ref: 961 241 775

continued on next



Macquarie Cash Management Account

enquiries 1800 806 310

account name ANATOLIJ PUGATSCHEW &
JENNIFER ANNE PUGATSCHEW ATF
THE PUGATSCHEW SUPERANNUATION FUND
account no. 961241775

transaction	description	debits	credits	balance
	CLOSING BALANCE AS AT 31 AUG 19	6,575.99	3,903.33	37,058.96

* Stepped interest rates as at 31 August 2019: balances \$0.00 to \$4,999.99 earned 0.00%; balances \$5,000.00 and above earned 0.80%

We offer several options that allow you to make payments and view transactions free of charge

- Electronic funds transfers up to \$20,000 a day using online banking.
- Increase your limit to \$100,000 temporarily or nominate an account for unlimited transfers by contacting us.
- BPAY payments (subject to BPAY biller code limits) free of charge via online and mobile banking.
- Make the switch to free online statements by updating your preference online.

About your account

- Interest is calculated on daily balances and paid monthly. The interest rate is variable and may change at any time without prior notice.
- If you have a complaint about our service, or you'd like more information about your account including fees and charges, mistaken payments or unauthorised transactions, please read the terms and conditions for your account or contact us.

Protect your account

- Please check each entry on this statement. If you think there is an error or unauthorised transaction, please contact us right away.
- If you have new contact details, please contact us to update them.
- This statement should be kept in a safe place at all times. Please read the Further Information Guide for more details about keeping your account secure.

Visit our Help Centre

- Here you'll find answers to common questions about your account. For more information, please visit help.macquarie.com



Macquarie Cash Management Account

MACQUARIE BANK LIMITED
ABN 46 008 583 542 AFSL 237502

enquiries 1800 806 310
fax 1800 550 140
www.macquarie.com.au

GPO Box 2632
Adelaide, SA 5001



MR A PUGATSCHER &
MRS J A PUGATSCHER
48 OSMOND TERRACE
NORWOOD SA 5067

Level 2, 151 Pirie Street
Adelaide, SA 5000

account balance **\$39,731.62**
as at 31 Jul 19

account name ANATOLIY PUGATSCHER &
JENNIFER ANNE PUGATSCHER ATF
THE PUGATSCHER SUPERANNUATION FUND
account no. 961241775

	transaction	description	debits	credits	balance
30.06.19		OPENING BALANCE			8,901.99
05.07.19	Funds transfer	PENSION TP	1,479.00		7,422.99
05.07.19	Funds transfer	PENSION JP	2,142.00		5,280.99
08.07.19	Deposit	MACQUARIE BANK 182-222 255746034		1,604.34	6,885.33
09.07.19	Deposit	MACQUARIE BANK DEPOSIT		117,005.77	123,891.10
09.07.19	Deposit	AMPCI Distrib P014193 CBF		440.23	124,331.33
09.07.19	Deposit	AMPCI Distrib P014193 CIF		657.85	124,989.18
09.07.19	Deposit	PIML UT Distribu AC800023912		1,517.27	126,506.45
10.07.19	Deposit	RBC IST Distr aubqA96G0000020F		2,691.41	129,197.86
10.07.19	Deposit	TMF 2033257 2767		1,818.63	131,016.49
11.07.19	Deposit	PIML UT Distribu AC800023912		1,434.00	132,450.49

how to make a transaction

online
Log in to www.macquarie.com.au/personal

by phone
Call 133 275 to make a phone transaction

transfers from another bank account
Transfer funds from another bank to this account:
BSB 182 512
ACCOUNT NO. 961241775

deposits using BPay
From another bank



Bill code: 667022
Ref: 961 241 775

continued on next



Macquarie Cash Management Account

enquiries 1800 806 310

account name ANATOLIY PUGATSCHEW &
JENNIFER ANNE PUGATSCHEW ATF
THE PUGATSCHEW SUPERANNUATION FUND
account no. 961241775

	transaction	description	debits	credits	balance
12.07.19	Deposit	MAGELLAN MAGELLAN0000822043		724.40	133,174.89
12.07.19	Deposit	MAGELLAN MAGELLAN0000814683		5,532.41	138,707.30
12.07.19	Deposit	PLATINUM INVEST PAF 63515CPAMdis19		1,357.36	140,064.66
12.07.19	Deposit	NMLN-MWP DISTRIB T023095 MWP		1,987.16	142,051.82
15.07.19	Deposit	L1 LSF Dist L1 LSF		588.16	142,639.98
22.07.19	Cheque	CHEQUE WITHDRAWAL 000014	100,000.00		42,639.98
25.07.19	Funds transfer	CPB FEE	291.66		42,348.32
25.07.19	Funds transfer	PENSION PAYMENTS	2,663.33		39,684.99
31.07.19	Interest	MACQUARIE CMA INTEREST PAID*		46.63	39,731.62
		CLOSING BALANCE AS AT 31 JUL 19	106,575.99	137,405.62	39,731.62

* Stepped Interest rates as at 31 July 2019: balances \$0.00 to \$4,999.99 earned 0.00% ; balances \$5,000.00 and above earned 0.80%

continued on next



Term Deposit

MACQUARIE BANK LIMITED
ABN 46 008 583 542 AFSL 237502

enquiries 1300 739 980
fax 1300 736 967
www.macquarie.com.au

GPO Box 2520
Sydney, NSW 2001

1 Shelley Street
Sydney, NSW 2000

Private & Confidential
ANATOLIJ PUGATSCHEW & JENNIFER PUGATSCHEW ATF THE
48 Osmond Terrace
NORWOOD SA 5067

account name ANATOLIJ PUGATSCHEW & JENNIFER PUGATSCHEW ATF THE
PUGATSCHEW SUPER FUND
account no. 285580304

account balance **\$250,000.00**
as at 30 Jun 20

	transactions	debits	credits	balance
03.03.20	OPENING BALANCE			0.00
03.03.20	Deposit - THE PUGATSCHEW SUPMACQUARIE BANK		250,000.00	250,000.00
01.06.20	Interest Paid		1,047.95	251,047.95
01.06.20	Interest Paid to - Transfer to 182-512 961241775	1,047.95		250,000.00
	CLOSING BALANCE AS AT 30 JUN 20	1,047.95	251,047.95	250,000.00 ✓

annual interest summary 2019/2020

Interest Paid to Account	1,047.95 ✓
Withholding Tax (non-provision of TFN/ABN)	0.00

Term Deposit

MACQUARIE BANK LIMITED
ABN 46 008 583 542 AFSL 237502

enquiries 1300 739 980
fax 1300 736 967
www.macquarie.com.au

GPO Box 2520
Sydney, NSW 2001

1 Shelley Street
Sydney, NSW 2000

Private & Confidential
Anatolij Pugatschew & Jennifer Pugatschew ATF The Pugatschew Super Fund
48 Osmond Terrace
NORWOOD SA 5067

account balance **\$0.00**
as at 09 Jul 19

account name ANATOLIJ PUGATSCHEW & JENNIFER PUGATSCHEW ATF THE
PUGATSCHEW SUPER FUND
account no. 255746034

	transactions	debits	credits	balance
29.06.19	OPENING BALANCE			117,000.00
08.07.19	Interest Paid		1,604.34	118,604.34
08.07.19	Interest Paid to - Transfer to 182-512 961241775	1,604.34		117,000.00
09.07.19	Interest Paid		5.77	117,005.77
09.07.19	Closing Entry - 255746034	117,005.77		0.00
	CLOSING BALANCE AS AT 09 JUL 19	118,610.11	1,610.11	0.00

annual interest summary 2019/2020

Interest Paid to Account	1,610.11	✓
Withholding Tax (non-provision of TFN/ABN)	0.00	



MACQUARIE

Term Deposit

MACQUARIE BANK LIMITED
ABN 46 008 583 542 AFSL 237502enquiries 1300 739 980
fax 1300 736 967
www.macquarie.com.auGPO Box 2520
Sydney, NSW 20011 Shelley Street
Sydney, NSW 2000Private & Confidential
Anatolij Pugatschew & Jennifer Anne Pugatschew ATF The Pugatschew Super
48 OSMOND TERRACE
NORWOOD SA 5067account name ANATOLIJ PUGATSCHEW & JENNIFER ANNE PUGATSCHEW ATF
THE PUGATSCHEW SUPER FUND
account no. 250548625account balance **\$0.00**
as at 24 Feb 20

transactions	debits	credits	balance
01.01.20 OPENING BALANCE			270,000.00
24.02.20 Interest Paid		2,423.34	272,423.34
24.02.20 Closing Entry - 250548625	272,423.34		0.00
CLOSING BALANCE AS AT 24 FEB 20	272,423.34	2,423.34	0.00 ✓

annual interest summary 2019/2020

Interest Paid to Account	6,125.67 ✓
Withholding Tax (non-provision of TFN/ABN)	0.00

ANZ

Search results

Select an account

ANZ Cash Investment Account (012012 440365417)



Date range

Select Option



Search

Period: 30 June 2020 to 30 June 2020					
Date	Description	Amount(\$AUD)	Balance		
June 2020					
30 JUN	CREDIT INTEREST PAID	+\$0.02	\$1,982.18	▼	
May 2020					
29 MAY	CREDIT INTEREST PAID	+\$0.02	\$1,982.16	▼	

B62



ANZ CASH INVESTMENT ACCT STATEMENT

STATEMENT NUMBER 19
24 DECEMBER 2019 TO 24 JUNE 2020

047/1401



11/11/2020

MRS JENNIFER ANNE PUGATSCHEW
MR ANATOLIJ PUGATSCHEW
48 OSMOND TCE
NORWOOD SA 5067

WELCOME TO YOUR ANZ ACCOUNT AT A GLANCE

Account Details

SHARE INVESTING LIMITED
THE PUGATSCHEW S/F

Branch Number (BSB)

012-012

Account Number

4403-65417

Account Descriptor

TRUST ACCOUNT

Opening Balance:

\$ **1,800.61**

Total Deposits:

\$ **181.55**

Total Withdrawals:

\$ **0.00**

Closing Balance:

1,982.16

NEED TO GET IN TOUCH?



ANZ Internet Banking
anz.com

OR



Enquiries: 133350
Lost/Stolen Cards: 1800 033 844

ANZ CASH INVESTMENT ACCT STATEMENT

Account Number 4403-65417

Transaction Details

Please retain this statement for taxation purposes

Date	Transaction Details	Withdrawals (\$)	Deposits (\$)	Balance (\$)
2019				
24 DEC	OPENING BALANCE			1,800.61
31 DEC	CREDIT INTEREST PAID		0.15	1,800.76
2020				
31 JAN	CREDIT INTEREST PAID		0.16	1,800.92
28 FEB	CREDIT INTEREST PAID		0.14	1,801.06
26 MAR	DIVIDEND FROM MEDIBANK DIV MAR20/00977542		180.98	1,982.04
31 MAR	CREDIT INTEREST PAID		0.09	1,982.13
30 APR	CREDIT INTEREST PAID		0.01	1,982.14
29 MAY	CREDIT INTEREST PAID		0.02	1,982.16
TOTALS AT END OF PAGE		\$0.00	\$181.55	
TOTALS AT END OF PERIOD		\$0.00	\$181.55	\$1,982.16

This Statement Includes

Interest earned on deposits	\$0.57
-----------------------------	--------

New Profile menu in ANZ Internet Banking

The new Profile menu in ANZ Internet Banking lets you securely manage your contact information and security details. You can find the new menu in the top right corner of ANZ Internet Banking.

Keep your contact information up to date, as these details may be used for security purposes (e.g. to verify transactions), or send you account information.

You can also choose which offers and promotions you want to receive and how. You can select as many as you like and make changes any time.

Visit www.anz.com.au to explore your Profile today.

IMPORTANT INFORMATION

PLEASE CHECK THE ENTRIES AND CALL 13 13 14 REGARDING ANY ERRORS ON THIS STATEMENT.

All entries generated are subject to authorisation and verification and if necessary, adjustments will appear on a later statement.

If you have a complaint or unresolved issue with ANZ's product or service please call our National Feedback Line **1800 805 154** and advise us. Further information in relation to ANZ's dispute resolution process and this product (including details of benefits or fees and charges) is available on request and you can access this information by reviewing the Terms and Conditions, and Fees and Charges brochures which can be found at www.anz.com or by calling **13 13 14**.



ANZ CASH INVESTMENT ACCT STATEMENT

STATEMENT NUMBER 18

24 JUNE 2019 TO 24 DECEMBER 2019

047/1520



MRS JENNIFER ANNE PUGATSCHIEW
MR ANATOLIY PUGATSCHIEW
48 OSMOND TCE
NORWOOD SA 5067

SUPER FUND

WELCOME TO YOUR ANZ ACCOUNT AT A GLANCE

Account Details

SHARE INVESTING LIMITED
THE PUGATSCHIEW S/F

Branch Number (BSB)

012-012

Account Number

4403-65417

Account Descriptor

TRUST ACCOUNT

Opening Balance:

\$ **1,485.48**

Total Deposits:

\$ **315.13**

Total Withdrawals:

\$ **0.00**

Closing Balance:

\$ **1,800.61**

NEED TO GET IN TOUCH?



ANZ Internet Banking
anz.com

OR



Enquiries: 133350
Lost/Stolen Cards: 1800 033 844

805

ANZ CASH INVESTMENT ACCT STATEMENT

Account Number 4403-65417

Transaction Details

Please retain this statement for taxation purposes

Date	Transaction Details	Withdrawals (\$)	Deposits (\$)	Balance (\$)
2019				
24 JUN	OPENING BALANCE			1,485.48
28 JUN	CREDIT INTEREST PAID		0.11	1,485.59
31 JUL	CREDIT INTEREST PAID		0.14	1,485.73
30 AUG	CREDIT INTEREST PAID		0.12	1,485.85
26 SEP	DIVIDEND FROM MEDIBANK DIV REC19/00982143		314.33	1,800.18
30 SEP	CREDIT INTEREST PAID		0.13	1,800.31
31 OCT	CREDIT INTEREST PAID		0.15	1,800.46
29 NOV	CREDIT INTEREST PAID		0.15	1,800.61
TOTALS AT END OF PAGE		\$0.00	\$315.13	
TOTALS AT END OF PERIOD		\$0.00	\$315.13	\$1,800.61

This Statement Includes

Interest earned on deposits	\$0.80
-----------------------------	--------

Yearly Summary

Previous Year to 30/06/2019 (\$)

Interest earned on deposits	1.29
-----------------------------	------

New Profile menu in ANZ Internet Banking

The new Profile menu in ANZ Internet Banking lets you securely manage your contact information and security details. You can find the new menu in the top right corner of ANZ Internet Banking.

Keep your contact information up to date, as these details may be used for security purposes (e.g. to verify transactions), or send you account information.

You can also choose which 'Offers & Promotions' you receive and how. You can select as many as you like and make changes any time.

Visit www.anz.com.au to explore your Profile today.

Computershare Investor Centre

Date: 17/12/2020

Dear Sir/Madam,

Thank you for your enquiry and below is the account balance(s) of your portfolio as of close of business on: 30/06/2020

MEDIBANK PRIVATE LIMITED MPL ORDINARY FULLY PAID SHARES

Name	Share Type	Register	Quantity
JENNIFER ANNE PUGATSCHEW + ANATOLIJ PUGATSCHEW <THE PUGATSCHEW S/F> X*****4157	CHESS Sponsored	VIC	3175
Total			3175

Sincerely,
Computershare

Only Computershare managed holdings are listed.



18 September 2020



ANATOLIJ & JENNIFER ANNE PUGATSCHEW
48 OSMOND TERRACE
NORWOOD SA 5067

Contact your adviser

Michael McCabe
T: 08 8341 2411

Contact us directly

- ▶ T: 1800 658 404
- ▶ F: 1800 188 267
- ▶ AMP Capital
Reply Paid 125
Parramatta NSW 2124
(No stamp required)
- ▶ ampcapital.com
- ▶ clientservices@ampcapital.com

Quarterly Statement 1 April 2020 to 30 June 2020

INVESTMENT VALUE AT 31 MARCH 2020	FUNDS IN	CHANGE IN VALUE	FUNDS OUT	INVESTMENT VALUE AT 30 JUNE 2020
\$156,597.71	\$0.00	\$2,862.07	\$0.00	\$159,459.78

General details

Owner(s) A PUGATSCHEW
J A PUGATSCHEW

Client number P014193

TFN/ABN Supplied

Account reference PUGATSCHEW SUPERANNUATION FUND

Important information

Please refer to the **Action required** section of your statement for important information that requires your attention.

Investment details

Your personal return

Transaction	Value \$
Change in value	2,862.07
Plus distributions paid and / or reinvested	833.96
Plus rebates and / or other income	0.00
Less direct ongoing fees	0.00
Personal net return	\$3,696.03
Personal net rate of return	2.36%

- Your personal net rate of return takes into account not only investment option returns, but also any transactions made (and their timings) during the reporting period. Transactions include all direct fees and rebates which apply to your plan.
- The personal net rate of return is for the reporting period of this statement—it is not an annualised rate.

Your investment summary

Fund	Current allocation %	No. of units	Unit price \$	Value \$
AMP Capital Corporate Bond Fund - Off-platform Class H	55.00	91,004.98	0.96889	88,174.23
AMP Capital Core Infrastructure Fund - Off-platform Class H	45.00	55,260.77	1.28998	71,285.55
Total net amount	100%			\$159,459.78

- The unit price shown is rounded to 5 decimal places. However, when we calculate the value of your investment, we use the full unit price, which has 9 decimal places.

Distribution details - current period

Fund	No. of units	Distribution (cents per unit)	Date	Gross distribution amount \$	Distribution method	Distribution paid \$
AMP Capital Corporate Bond Fund - Off-platform Class H						
	91,004.98	0.1906820	01/04/2020	173.53		
					Direct credit	173.53
Sub-total				\$173.53		\$173.53
AMP Capital Corporate Bond Fund - Off-platform Class H						
	91,004.98	0.1918910	01/05/2020	174.63		
					Direct credit	174.63
Sub-total				\$174.63		\$174.63
AMP Capital Corporate Bond Fund - Off-platform Class H						
	91,004.98	0.1926820	01/06/2020	175.35		
					Direct credit	175.35
Sub-total				\$175.35		\$175.35
AMP Capital Core Infrastructure Fund - Off-platform Class H						
	55,260.77	0.5617910	01/04/2020	310.45		
					Direct credit	310.45
Sub-total				\$310.45		\$310.45
Total				\$833.96		\$833.96

E2b

- The above distribution/s are included in the current period personal net return.

Distribution details - next period

Fund	No. of units	Distribution (cents per unit)	Date	Gross distribution amount \$	Distribution method	Distribution paid \$
AMP Capital Corporate Bond Fund - Off-platform Class H						
	91,004.98	0.1937810	01/07/2020	176.35	Direct credit	176.35
Sub-total				\$176.35		\$176.35
AMP Capital Core Infrastructure Fund - Off-platform Class H						
	55,260.77	0.6944350	01/07/2020	383.75	Direct credit	383.75
Sub-total				\$383.75		\$383.75
Total				\$560.10		\$560.10

- The above distribution/s are for your information only and will be used in calculating your personal net return in the next statement.

Nominated account details for your distribution payment

Account name	BSB	Account number
PUGATSCHEW SUPERANNUATION FUND	182-512	961241775

- If any of these details are incorrect, please contact us immediately.

Transactions

Transaction details

Fund	Transaction description	Date	No. of units	Amount \$
AMP Capital Corporate Bond Fund - Off-platform Class H				
	Opening value		91,004.98	86,765.92
	Change in value	—	—	1,408.31
	Closing value		91,004.98	88,174.23
AMP Capital Core Infrastructure Fund - Off-platform Class H				
	Opening value		55,260.77	69,831.79
	Change in value	—	—	1,453.76
	Closing value		55,260.77	71,285.55
Total value				\$159,459.78

- Any transaction costs (eg contribution fees) are already included in the change in value. If you did not make any transactions during this period the change in value represents unit price movement only.

Fee summary

Fee type	Description	Amount \$
Direct fees	The fees and costs deducted directly from your account.	0.00
Indirect costs of your investment	This approximate amount has been deducted from your investment and covers amounts that have reduced the return on your investment but are not charged directly to you as a fee.*	-619.41
Total fees you paid	This approximate amount includes all fees and costs which affected your investment during the period.	-619.41

- The benefits of any tax deductions, including additional input tax credits for GST, are passed on to investors in the form of reduced fees or costs.
- * These are the management costs of the fund, including management fees charged by the Responsible Entity for managing and operating the Fund, and the estimated indirect costs, such as recoverable expenses of the Fund. Management costs are reflected in the unit price and are not an additional cost to you.

Indirect costs of your investment

Fund	Indirect costs \$
AMP Capital Corporate Bond Fund - Off-platform Class H	-167.14
AMP Capital Core Infrastructure Fund - Off-platform Class H	-452.27
Total indirect costs	-619.41

18 September 2020



ANATOLIJ & JENNIFER ANNE PUGATSCHEW
48 OSMOND TERRACE
NORWOOD SA 5067

Contact your adviser

Michael McCabe
T: 08 8341 2411

Contact us directly

- ▶ T: 131 737
- ▶ F: 03 8688 5796
- ▶ AMP Capital
GPO Box 2780
Melbourne VIC 3001
(No stamp required)
- ▶ ampcapital.com
- ▶ client.inquiry@ampcapital.com.au

Statement from 1 April 2020 to 30 June 2020

INVESTMENT VALUE AT 31 MARCH 2020	FUNDS IN	CHANGE IN VALUE	FUNDS OUT	INVESTMENT VALUE AT 30 JUNE 2020
\$139,649.10	\$0.00	\$5,039.87	\$0.00	\$134,609.23

General details

Owner(s)

A PUGATSCHEW

J A PUGATSCHEW

Client number

T023095

TFN/ABN

Supplied

Account reference

PUGATSCHEW SUPERANNUATION FUND

Distribution reinvestment plan—additional units

If you take part in the distribution reinvestment plan, from 30 June 2019 you'll be awarded additional units in the Fund which equals 2% of the amount that's reinvested. This will be shown as an additional contribution in

Important information

Please refer to the **Action required** section of your statement for important information that requires your attention.

Investment details

Your personal return

Transaction	Value \$
Change in value	-5,039.87
Plus distributions paid and / or reinvested	1,955.54
Plus rebates and / or other income	0.00
Less direct ongoing fees	0.00
Personal net return	-\$3,084.33
Personal net rate of return	-2.21%

- Your personal net rate of return takes into account not only investment option returns, but also any transactions made (and their timings) during the reporting period. Transactions include all direct fees and rebates which apply to your plan.
- The personal net rate of return is for the reporting period of this statement—it is not an annualised rate.

Your investment summary

Fund	Current allocation %	No. of units	Unit price \$	Value \$
AMP Capital Wholesale Australian Property Fund	100.00	108,041.66	1.24590	134,609.23
Total net amount	100%			\$134,609.23

- The unit price shown is rounded to 5 decimal places. However, when we calculate the value of your investment, we use the full unit price, which has 9 decimal places.

Distribution details - current period

Fund	No. of units	Distribution (cents per unit)	Date	Gross distribution amount \$	Distribution method	Distribution paid \$
AMP Capital Wholesale Australian Property Fund	108,041.66	1.8099870	01/04/2020	1,955.54		
					Direct credit	1,955.54
Sub-total				\$1,955.54		\$1,955.54
Total				\$1,955.54		\$1,955.54

- The above distribution/s are included in the current period personal net return.

Distribution details - next period

Fund	No. of units	Distribution (cents per unit)	Date	Gross distribution amount \$	Distribution method	Distribution paid \$
AMP Capital Wholesale Australian Property Fund	108,041.66	1.8100610	01/07/2020	1,955.62		
					Direct credit	1,955.62
Sub-total				\$1,955.62		\$1,955.62
Total				\$1,955.62		\$1,955.62

- The above distribution/s are for your information only and will be used in calculating your personal net return in the next statement.

Nominated account details for your distribution payment

Account name	BSB	Account number
PUGATSCHER SUPERANNUATION FUND	182-512	961241775

- If any of these details are incorrect, please contact us immediately.

Transactions

Transaction details

Fund	Transaction description	Date	No. of units	Amount \$
AMP Capital Wholesale Australian Property Fund				
	Opening value		108,041.66	139,649.10
	Change in value	--	--	-5,039.87
	Closing value		108,041.66	134,609.23
Total value				\$134,609.23

- Any transaction costs (eg contribution fees) are already included in the change in value. If you did not make any transactions during this period the change in value represents unit price movement only.

Fee summary

Fee type	Description	Amount \$
Direct fees	The fees and costs deducted directly from your account.	0.00
Indirect costs of your investment	This approximate amount has been deducted from your investment and covers amounts that have reduced the return on your investment but are not charged directly to you as a fee.*	-333.59
Total fees you paid	This approximate amount includes all fees and costs which affected your investment during the period.	-\$333.59

- The benefits of any tax deductions, including additional input tax credits for GST, are passed on to investors in the form of reduced fees or costs.
- * These are the management costs of the fund, including management fees charged by the Responsible Entity for managing and operating the Fund, and the estimated indirect costs, such as recoverable expenses of the Fund. Management costs are reflected in the unit price and are not an additional cost to you.

Indirect costs of your investment

Fund	Indirect costs \$
AMP Capital Wholesale Australian Property Fund	-333.59
Total indirect costs	-\$333.59



MAGELLAN
ASSET MANAGEMENT LIMITED

14 July 2020



047

Mr Anatolij Pugatschew & Mrs Jennifer A Pugatschew
<Pugatschew Superannuation Fund>
48 Osmond Terrace
NORWOOD SA 5067

Investor Number: 038890

Distribution Statement

Magellan Global Fund - APIR Code MGE0001AU

This statement details the distribution for your holdings with Magellan Asset Management Limited in the above fund for the period 01 July 2019 to 30 June 2020.

Distribution Details

Cash Distribution Rate
\$0.10500000

Date	Unit Balance Before Distribution	Gross Distribution(\$)	Withholding Tax(\$) *	Net Payment(\$)	Payment Method	BSB	Account Number	Unit Balance After Distribution
30-06-2020	46,919.8302	4,926.58	0.00	4,926.58	Direct Credit	182-512	*****775	46,919.8302

Investor Details

Name
Mr Anatolij Pugatschew & Mrs Jennifer A Pugatschew <Pugatschew Superannuation Fund>

TFN/ABN Quoted

Yes

Note:

*Tax has been deducted if you are a non-resident or where you have not advised your Tax File Number (TFN) / Australian Business Number (ABN). The withholding tax amount is calculated on the attribution amount of your distribution.

If you have elected to receive your distribution in cash, you will receive payment into your nominated bank account within 10 business days of the date of this notice.

Should you have any questions regarding this statement please contact our Unit Registry Office on 1300 127 780 or by email magellanfunds@mainstreamgroup.com.

Please send all mail correspondence to Mainstream Fund Services Pty Ltd at GPO Box 143, Sydney NSW 2001.

If you have elected not to receive a printed copy of the Annual Report for your investment, a copy of the report for the year ended 30 June 2020 will be available by 30 September 2020 on the Magellan website: www.magellangroup.com.au.

If you would like to receive statements via email or receive Online Access to view your account information, please provide your contact details at the following website address: www.magellangroup.com.au/electronic-communication/.

E49.



MAGELLAN
ASSET MANAGEMENT LIMITED

14 July 2020

Mr Anatolij Pugatschew & Mrs Jennifer A Pugatschew
<Pugatschew Superannuation Fund>
48 Osmond Terrace
NORWOOD SA 5067

Investor Number: 038890

Periodic Statement

Magellan Global Fund - APIR Code MGE0001AU

This statement details your transactions in the fund for the period 1 July 2019 to 30 June 2020

Date	Transaction	Transaction Amount (\$)	Transaction Price (\$)	Transaction Units	Unit Balance	Redemption Price (\$)	Balance (\$)
01-07-2019	Opening Balance				46,919.8302	2.4078	112,973.57
30-06-2020	Distribution	4,926.58					
30-06-2020	Closing Balance				46,919.8302	2.5186	118,172.28



MAGELLAN
ASSET MANAGEMENT LIMITED

ES.

14 July 2020

Mr Anatolij Pugatschew & Mrs Jennifer A Pugatschew
<Pugatschew Superannuation Fund>
48 Osmond Terrace
NORWOOD SA 5067

Investor Number: 038890

Distribution Statement

Magellan Infrastructure Fund - APIR Code MGE0002AU

This statement details the distribution for your holdings with Magellan Asset Management Limited in the above fund for the period 01 January 2020 to 30 June 2020.

Distribution Details

Cash Distribution Rate
\$0.03000000

Date	Unit Balance Before Distribution	Gross Distribution(\$)	Withholding Tax(\$) *	Net Payment(\$)	Payment Method	BSB	Account Number	Unit Balance After Distribution
30-06-2020	32,195.7502	965.87	0.00	965.87	Direct Credit	182-512	*****775	32,195.7502

Investor Details

Name	TFN/ABN Quoted
Mr Anatolij Pugatschew & Mrs Jennifer A Pugatschew <Pugatschew Superannuation Fund>	Yes

Note:

*Tax has been deducted if you are a non-resident or where you have not advised your Tax File Number (TFN) / Australian Business Number (ABN). The withholding tax amount is calculated on the attribution amount of your distribution.

If you have elected to receive your distribution in cash, you will receive payment into your nominated bank account within 10 business days of the date of this notice.

Should you have any questions regarding this statement please contact our Unit Registry Office on 1300 127 780 or by email magellanfunds@mainstreamgroup.com.

Please send all mail correspondence to Mainstream Fund Services Pty Ltd at GPO Box 143, Sydney NSW 2001.

If you have elected not to receive a printed copy of the Annual Report for your investment, a copy of the report for the year ended 30 June 2020 will be available by 30 September 2020 on the Magellan website: www.magellangroup.com.au.

If you would like to receive statements via email or receive Online Access to view your account information, please provide your contact details at the following website address: www.magellangroup.com.au/electronic-communication/.



MAGELLAN
ASSET MANAGEMENT LIMITED

14 July 2020

Mr Anatolij Pugatschew & Mrs Jennifer A Pugatschew
<Pugatschew Superannuation Fund>
48 Osmond Terrace
NORWOOD SA 5067

Investor Number: 038890

Periodic Statement

Magellan Infrastructure Fund - APIR Code MGE0002AU

This statement details your transactions in the fund for the period 1 July 2019 to 30 June 2020

Date	Transaction	Transaction Amount (\$)	Transaction Price (\$)	Transaction Units	Unit Balance	Redemption Price (\$)	Balance (\$)
01-07-2019	Opening Balance				32,195.7502	1.4274	45,956.21
31-12-2019	Distribution	708.31					
30-06-2020	Distribution	965.87					
30-06-2020	Closing Balance				32,195.7502	1.2509	40,273.66

30/06/2020

Investor No. 33257

Mr A Pugatschew Mrs J Pugatschew
The Pugatschew Superannuation Fund
48 Osmond Terrace
NORWOOD SA 5067
AUSTRALIA

The Montgomery Fund

Distribution Confirmation

Effective Date	Number of Units	Distribution Cents per Unit	Distribution Amount	Withholding Tax	Net Distribution
30/06/2020	29,103.6088	0.0857	\$24.95	\$0.00	\$24.95

Summary of Distribution

Effective Date	Description	Transaction Amount	Unit Price	Number of Units	Unit Balance
01/07/2020	Opening balance		1.2956		29,103.6088
30/06/2020	Distribution	\$24.95			29,103.6088
01/07/2020	Closing balance		1.2956		29,103.6088
Total		\$24.95		0.0000	

Distribution proceeds have been paid to your account as per your instructions.

Please keep this confirmation as a record of your distribution.

30/06/2020

Investor No. 33257

Mr A Pugatschew Mrs J Pugatschew
The Pugatschew Superannuation Fund
48 Osmond Terrace
NORWOOD SA 5067
AUSTRALIA

The Montgomery Fund

Periodic Statement for the Period 01/07/2019 to 30/06/2020

Summary of your investment

Date	Description	Units	Unit Price	Market Value
01/07/2019	Opening Balance	29,103.6088	\$1.3778	\$40,098.95
30/06/2020	Pre Distribution Balance			\$37,731.59
30/06/2020	Distribution			\$24.95
30/06/2020	Closing Balance	29,103.6088	\$1.2956	\$37,706.64

Details of your transactions

Page 1 of 1

Effective Date	Description	Transaction Amount	Unit Price	Number of Units	Unit Balance
01/07/2019	Opening balance		\$1.3778		29,103.6088
31/12/2019	Distribution	\$464.90	\$0.0000	0.0000	29,103.6088
30/06/2020	Distribution	\$24.95	\$0.0000	0.0000	29,103.6088
30/06/2020	Closing Balance		\$1.2956		29,103.6088
Total		\$0.00		0.0000	
Return On Investment					-\$1,902.47

Please keep this statement as a record of your transactions for the period.

Noting that the distribution amount in the summary table may differ from the distribution figure in the transaction details. This is due to any withholding tax withheld. Please refer to your Distribution Statement for more information.

More Information about this Periodic Statement

Indirect costs of your investment -\$536.21
This approximate amount has been deducted from your investment and includes amounts that have reduced the return on your investment but are not charged to you directly as a fee. Please note this amount does not, and is not required to, include any transactional and operational costs incurred.

Total fees you paid -\$536.21
This approximate amount includes all of the fees and costs which affected your investment during the period. All fees and costs described in this statement take into account any reduced input tax credits which may be available.

Establishment Fee: \$0.00



Annual Statement

e7



047

8226/004076/B0116/94502/B

Anatolij & Jennifer Pugatschew ATF
Pugatschew Superannuation Fund
48 Osmond Terrace
NORWOOD SA 5067

Perpetual Wholesale Funds

Client number	400041446
Account number	AC800023912
Issue date	29 July 2020
Reporting Period	01 July 2019 - 30 June 2020
Client services	1800 022 033

L004076

Adviser Michael McCabe

Account name Anatolij & Jennifer Pugatschew ATF
Pugatschew Superannuation Fund

Account summary

Opening Balance	\$203,134.88
Additions	
Total additions	\$0.00
Deductions	
Total deductions	\$0.00
Net growth*	\$0.00
Closing balance	\$197,008.06
Distributions awaiting reinvestment or payment	\$530.25

* The net growth value is after direct and indirect fees and taxes, but does not include distributions paid to your bank account. Refer to Fee Summary for further information.

Closing investment summary as at 30/06/2020

Investments	Investment (%)	Units	Exit price	Balance
Perpetual Wholesale Diversified Income Fund	84.34%	174,133.048	\$0.954	\$166,153.23
Perpetual Wholesale Australian Share Fund	15.66%	26,997.840	\$1.143	\$30,854.83
Total	100.00%			\$197,008.06

Transactions

Perpetual Wholesale Diversified Income Fund

Effective date	Transaction	Addition/ deduction	Transaction amount	Unit price	Units	Unit balance
01/07/2019	Opening balance		\$168,179.26	\$0.966		174,133.048
01/07/2019	Distribution paid out	\$1,517.27				
01/10/2019	Distribution paid out	\$1,324.69				
01/01/2020	Distribution paid out	\$1,200.65				
01/04/2020	Distribution paid out	\$673.49				
30/06/2020	Closing balance		\$166,153.23	\$0.954		174,133.048

Perpetual Wholesale Australian Share Fund

Effective date	Transaction	Addition/ deduction	Transaction amount	Unit price	Units	Unit balance
----------------	-------------	------------------------	-----------------------	---------------	-------	-----------------

Transactions *(continued)*

Effective date	Transaction	Addition/ deduction	Transaction amount	Unit price	Units	Unit balance
01/07/2019	Opening balance		\$34,955.62	\$1.295		26,997.840
01/07/2019	Distribution paid out	\$1,434.00				
01/01/2020	Distribution paid out	\$637.47				
30/06/2020	Closing balance		\$30,854.83	\$1.143		26,997.840

Fee summary

Investments	Direct fees	Member advice fees	Estimated management costs ¹ (including indirect costs ²)	Management fee and commission rebates ³	Total fees you paid ⁴
Perpetual Wholesale Australian Share Fund	\$0.00	\$0.00	\$331.03	\$0.00	\$331.03
Perpetual Wholesale Diversified Income Fund	\$0.00	\$0.00	\$1,174.51	\$0.00	\$1,174.51
Total	\$0.00	\$0.00	\$1,505.54	\$0.00	\$1,505.54

The total fees you paid do not include the buy-sell spread, because it is not reasonably practicable for us to include the buy-sell spread that you incurred during the period.

1 Our management costs are deducted from the Fund and not your account directly. See additional explanation of fees and costs below.

2 Indirect costs of your investment. This approximate amount has been deducted from your investment and covers amounts that have reduced the return on your investment but are not charged as a fee.

3 This includes management fee rebates awaiting reinvestment or payment.

4 This approximate amount includes all the fees and costs which affected your investment during the period.

Return on investment summary

Investments	Distributions received ⁵	Net growth	Management fee and commission rebates ⁶	Return on investment
Perpetual Wholesale Diversified Income Fund	\$3,198.83	-\$2,026.03	\$0.00	\$1,172.80
Perpetual Wholesale Australian Share Fund	\$637.47	-\$4,100.79	\$0.00	-\$3,463.32
Total	\$3,836.30	-\$6,126.82	\$0.00	-\$2,290.52

5 This excludes distributions awaiting reinvestment or payment.

6 This includes management fee rebates awaiting reinvestment or payment.

E8



Anatolij & Jennifer A Pugatschew ATF The Pugatschew
Super Fund
48 Osmond Tce
NORWOOD SA 5067

Account Number 63515



Biller Code: 252643
Ref: 635151

Holdings Summary

As at 30 June 2020

This report is not a Periodic Statement for the purposes of the *Corporations Act 2001*.

Fund Name	Class	Units Held	Withdrawal Price (\$/unit) ¹	Investment Value (\$)
Platinum Asia Fund	C	10,331.01	2.5837	26,692.23
Total Value of Investment				26,692.23

¹ Close of business New York price.

Transaction Summary

From 1 April 2020 to 30 June 2020

	Effective Date	Amount (\$)	Price (\$/unit)	Units
Platinum Asia Fund - C Class Units				
Opening Balance				10,331.01
Distribution	30 Jun 20	2,566.53	0.0000	0.00
Closing Balance				10,331.01



22 July 2020



000 0000014.1398858

Anatolij Pugatschew & Jennifer Anne Pugatschew
ATF The Pugatschew Superannuation Fund
48 Osmond Tce
NORWOOD SA 5067

Dear Investor,

Client No : 0000066160
Account No : A960000081
APIR Code: BFL0004AU

BENNELONG EX-20 AUSTRALIAN EQUITIES FUND

The Responsible Entity for this fund is Bennelong Funds Management Limited of
Level 1, 9 Queen St MELBOURNE VIC 3000, ABN 39111214085, AFSL 296806

Transaction Statement

Period: 01 Jan 2020 to 30 Jun 2020

Details of Holdings

Distribution Preference Cash
Current Dealer Group Securitor Financial Group Ltd
Current Advisor Michael McCabe
Tax File Number Valid

Transaction history

Date	Description		Gross amount	Tax Withheld*	Fees	Net amount	Unit price	Units	Unit balance
01 Jan 2020	Opening balance	AUD	\$101,446.88	\$0.00	\$0.00	\$101,446.88	\$2.481900	0.00	40,874.6859
30 Jun 2020	Distribution	AUD	\$8,683.26	\$0.00	\$0.00	\$8,683.26	\$2.237200	0.0000	40,874.6859
30 Jun 2020	Closing balance	AUD	\$91,220.04	\$0.00	\$0.00	\$91,220.04	\$2.231700	0.00	40,874.6859

End of Transaction History

* Tax Withheld represents TFN/ABN withholding tax (or non-resident withholding tax, where applicable) we are required to deduct from your distribution entitlement in order to meet our Australian tax obligations.

Important Note: This transaction may have specific tax implications for you. We recommend you seek advice from your financial and/or tax advisor. Please retain this statement for tax purposes.

Return and Fee summary for period

\$

Investment Return for period

This is the return (net of Indirect costs) on your investment for this period

-1,543.59**Indirect Costs of your investment**

This approximate amount has been deducted from your investment and covers amounts that have reduced the return on your investment but are not charged to you directly as a fee

470.25**Total Fees you paid**

This approximate amount includes all the fees and costs which affected your investment during the period

470.25**Additional Explanation of Fees and Costs**

Other than those fees described above, no other fees or costs have been charged to you in this period

Enquiries

If you require any further information regarding your investments with Bennelong Funds Management Limited, please:

Visit our website at www.bennelongfunds.com

Call Bennelong Funds Management Limited during business hours on 1800 895 388

Email us at client.services@bennelongfunds.com**Complaints Resolution**

We have a formal process to deal with complaints. You can access this or get more information by writing to: Complaints Resolution Officer, Bennelong Funds Management Limited, Level 1, 9 Queen St, MELBOURNE VIC 3000.

If an issue has not been resolved to your satisfaction, you can lodge a complaint with the Australian Financial Complaints Authority, or AFCA. AFCA provides fair and independent financial services complaint resolution that is free to consumers.

Website: www.afca.org.auEmail: info@afca.org.au

Telephone: 1800 931 678 (free call)

In writing to: Australian Financial Complaints Authority, GPO Box 3, Melbourne VIC 3001

Important Information

Bennelong Funds Management Limited (ABN 39111214085) (AFSL 296806) and its related entities distributing this document and each of their respective directors, officers and agents believe that the information contained in this document is correct and that any estimates, opinions, conclusions, or recommendations contained in this document are reasonably held or made at the time of compilation. However, no warranty is made as to the accuracy or reliability of any estimates, opinions, conclusions, recommendations (which may change without notice) or other information contained in this document and to the maximum extent permitted by law, Bennelong Funds Management Limited disclaims all liability and responsibility for any direct or indirect loss or damage which may be suffered by any recipient through relying on anything contained in or omitted from this document.

END OF STATEMENT

Thank you for investing with Bennelong Funds Management Limited

PIMCO

Enquiries 1300 113 547
 Mail: GPO Box 804
 Melbourne VIC 3001
 Fax: 02 9151 4096
 Website www.pimco.com.au
 Email investorservices@au.pimco.com

PIMCO Australia Pty Ltd
 ABN 54 084 280 508
 AFS Licence 246862

Anthony Pugatschew and Jennifer Pugatschew <The Pugatschew
 Superannuation Fund>
 48 Osmond Terrace
 NORWOOD SA 5067
 AUSTRALIA

Page
 1 of 2
 Date
 23 January 2021
 Account Name
 Anthony Pugatschew and Jennifer Pugatschew
 <The Pugatschew Superannuation Fund>
 Account Number
 800162349
 TFN/ABN Status
 QUOTED
 Dealer Group
 Finplan Advice Pty Ltd
 Financial Adviser
 Michael McCabe

Transaction Statement

01 July 2019 to 30 June 2020

Set out below are the details of your investment and a transaction history for the period. Please keep this statement for future reference.

Investment Summary - 30 June 2020

Date	Investment Fund	Unit Price *	Units Held	Market Value	%
30/06/2020	PIMCO Diversified Fixed Interest Fund - Wholesale Class	\$1.0140	100,260.6778	\$101,664.33	100.00
30/06/2020	Total Investments			\$101,664.33	100.00

Fund Transactions

PIMCO Diversified Fixed Interest Fund - Wholesale Class

Date	Transaction	Unit Price *	Transaction Units	Amount	Unit Balance
01/07/2019	Opening Balance	\$1.0445		\$0.00	0.0000
22/07/2019	Investment	\$0.9974	100,260.6778	\$100,000.00	100,260.6778
01/10/2019	Distribution	\$0.0000	0.0000	\$767.12	100,260.6778
01/10/2019	Distribution Remittance	\$0.0000	0.0000	(\$767.12)	100,260.6778
02/01/2020	Distribution	\$0.0000	0.0000	\$400.85	100,260.6778
02/01/2020	Distribution Remittance	\$0.0000	0.0000	(\$400.85)	100,260.6778
01/04/2020	Distribution	\$0.0000	0.0000	\$49.64	100,260.6778
01/04/2020	Distribution Remittance	\$0.0000	0.0000	(\$49.64)	100,260.6778
30/06/2020	Closing Balance	\$1.0140		\$101,664.33	100,260.6778


* This is the latest available unit price for the date(s) selected

If you have any questions about your investment, please contact your adviser, or call us on 1300 113 547

Regards,

PIMCO Investor Services.

E11



L1 CAPITAL

July 15, 2020

Jennifer Pugatschew & Anatolij Pugatschew ATF The
Pugatschew Superannuation Fund48 Osmond Terrace
Norwood SA 5067
Australia

Investor No.: 42788


Re: Unitholding of Jennifer Pugatschew & Anatolij Pugatschew ATF The Pugatschew Superannuation Fund

L1 Capital Long Short Fund

This confirmation is issued by Equity Trustees Limited ACN 004 031 298 as Responsible Entity for this fund.

DISTRIBUTION ADVICE	
Unit Series	L1 Capital Long Short Fund - Daily Class
Effective Date	June 30, 2020
Payment Date	July 15, 2020
Amount per Unit	AUD 0.0138250144
Units Held at Ex Date	38,443.01 —
Total Amount of Distribution	AUD 531.48
Withholding Tax	AUD 0.00
Net Amount	AUD 531.48
Settlement Details	Paid to your bank account: Amount: AUD 531.48 BSB: 182512 Account: 961241775

Note: Tax has been deducted if you are a non-resident or where you have not advised your Tax File Number (TFN) / Australian Business Number (ABN).



L1 CAPITAL

July 15, 2020

Jennifer Pugatschew & Anatolij Pugatschew ATF The
Pugatschew Superannuation Fund

48 Osmond Terrace
Norwood SA 5067
Australia

Investor No. : 42788

Re: Unitholding of Jennifer Pugatschew & Anatolij Pugatschew ATF The Pugatschew Superannuation Fund

L1 Capital Long Short Fund

This confirmation is issued by Equity Trustees Limited ACN 004 031 298 as Responsible Entity for this fund.

L1 Capital Long Short Fund - Daily Class Summary For Period 01-Jul-19 To 30-Jun-20

Date	Transaction Type	Units	Transaction Price AUD	Fees AUD	Withholding Tax AUD	Net Amount AUD	Unit Balance
1/7/2019	Opening balance		1.0104			38,842.82	38,443.01
31/12/2019	Distribution		0.0273			1,050.51	38,443.01
30/6/2020	Investment return for period (undistributed)					(2,095.14)	38,443.01
30/6/2020	Closing balance		0.9559			36,747.67	38,443.01
30/6/2020	Distribution*		0.0138			531.48	
30/6/2020	Unit price after distribution		0.9420				

* This amount has been paid in cash or reinvested. Please refer to your "Distribution Advice" for details.

medibank

For Better Health

Medibank Private Limited
ABN 47 080 890 259

1 47445 000 MPL



JENNIFER ANNE PUGATSCHEW &
ANATOLIJ PUGATSCHEW
<THE PUGATSCHEW S/F A/C>
48 OSMOND TCE
NORWOOD SA 5067

Update your information:



Online:

www.computershare.com.au/easyupdate/MPL



By Mail:

Computershare Investor Services Pty Limited
GPO Box 2975 Melbourne
Victoria 3001 Australia

Enquiries:

(within Australia) 1800 998 778
(international) +61 3 9415 4011

Holder Identification Number (HIN)

HIN WITHHELD

ASX Code

MPL

TFN/ABN Status

Quoted

Record Date

4 March 2020

Payment Date

26 March 2020

Direct Credit Reference No.

977542

2020 Interim Dividend Statement

This statement represents payment of your interim dividend for the half year ended 31 December 2019. This dividend is paid at the rate of 5.7 cents per share for your holding of fully paid ordinary shares, registered in your name and entitled to participate as at the Record Date of 4 March 2020. This dividend is fully franked (100%) at the corporate tax rate of 30%.

Please register at www.computershare.com.au/easyupdate/MPL in order to update your TFN, bank account, and other details online.

Class Description	Dividend Rate per Security	Number of Securities	Franked Amount	Unfranked Amount	Gross Payment
Ordinary Shares	5.7 cents	3,175	\$180.98	\$0.00	\$180.98
Net Payment					\$180.98
Franking Credit					\$77.56

Note:

1. You should retain this statement to assist you in preparing your tax return.
2. If you require a replacement statement for any of your dividend payments, you may be charged a fee to cover the costs of reissue.

Your Payment Instruction

ANZ INTERNET TRADING NSW
BSB: 012-012 Account number: XXXXXXXX17

Amount Deposited

AUD\$180.98

medibank

For Better Health

Medibank Private Limited
ABN 47 080 890 259

150772 000 MPL



JENNIFER ANNE PUGATSCHEW &
ANATOLIJ PUGATSCHEW
<THE PUGATSCHEW S/F A/C>
48 OSMOND TCE
NORWOOD SA 5067

Update your information:



Online:

www.computershare.com.au/easyupdate/MPL



By Mail:

Computershare Investor Services Pty Limited
GPO Box 2975 Melbourne
Victoria 3001 Australia

Enquiries:

(within Australia) 1800 998 778
(international) +61 (3) 9415 4011

Holder Identification Number (HIN)

HIN WITHHELD

ASX Code

MPL

TFN/ABN Status

Quoted

Record Date

5 September 2019

Payment Date

26 September 2019

Direct Credit Reference No.

982143

2019 Final and Special Dividend Statement

This statement represents payment of your final dividend for the year ended 30 June 2019 and your special dividend. These consist of a final dividend paid at 7.4 cents per share and a special dividend paid at 2.5 cents per share for your holding of fully paid ordinary shares, registered in your name and entitled to participate as at the record date of 5 September 2019. These dividends are fully franked (100%) at the corporate tax rate of 30%.

Please register at www.computershare.com.au/easyupdate/MPL in order to update your TFN, bank account, and other details online.

Dividend Type	Class Description	Dividend Rate per Security	Number of Securities	Franked Amount	Gross Payment
Final	Ordinary Shares	7.4 cents	3,175	\$234.95	\$234.95
Special	Ordinary Shares	2.5 cents	3,175	\$79.38	\$79.38
Net Payment					\$314.33
Franking Credit					\$134.71

Note 1: You should retain this statement to assist you in preparing your tax return.

Note 2: If you require a replacement statement for any of your dividend payments, you may be charged a fee to cover the costs of reissue.

252274_08_V5

Your Payment Instruction

ANZ INTERNET TRADING NSW
BSB: 012-012 Account number: XXXXXXXX17

Amount Deposited

AUD\$314.33

TAX COMPONENT DETAILS - AMP Capital Core Infrastructure Fund - Off-platform Class H

Component	Amount \$	Tax paid / franking credit (gross up) \$	Attribution \$
Australian Income			
Australian franked dividends	0.00	38.03	38.03
Australian unfranked dividends	0.00	0.00	0.00
Australian unfranked dividends - CFI	0.00	0.00	0.00
Australian interest subject to NRWHT	0.00	0.00	0.00
Australian interest not subject to NRWHT	0.00	0.00	0.00
Australian other income - Other	0.00	0.00	0.00
Australian other income - CBMI	0.00	0.00	0.00
Australian other income - NCMI	0.00	0.00	0.00
Australian other income - Excluded NCMI	0.00	0.00	0.00
Capital Gains From Distributions			
TAP discounted capital gain-Other	0.00	0.00	0.00
TAP discounted capital gains (CBMI)	0.00	0.00	0.00
TAP discounted capital gains (NCMI)	0.00	0.00	0.00
TAP discounted capital gains (ExNCMI)	0.00	0.00	0.00
NTAP discounted capital gains	0.00	0.00	0.00
CGT concession/AMIT CGT gross up	0.00	0.00	0.00
Indexed Capital Gain TAP	0.00	0.00	0.00
Indexed Capital Gain - NTAP	0.00	0.00	0.00
TAP capital gains - Other method (Other)	0.00	0.00	0.00
TAP capital gains - Other method (CBMI)	0.00	0.00	0.00
TAP capital gains - Other method (NCMI)	0.00	0.00	0.00
TAP capital gains - Other method (ExNCMI)	0.00	0.00	0.00
NTAP capital gains - Other method (Other)	0.00	0.00	0.00
Foreign Income			
Foreign assessable income	0.00	0.00	0.00
CFC attributed income	0.00	0.00	0.00
Australian franking credits from a NZ company	0.00	0.00	0.00
Other Non-Assessable Amounts			
Net exempt income	0.00	0.00	0.00
Tax deferred / Other non-attributable amounts	1,748.80	0.00	0.00
Tax free income	0.00	0.00	0.00
Non-assessable non-exempt income	0.00	0.00	0.00
GROSS DISTRIBUTION/Attribution	\$1,748.80	\$38.03	\$38.03
TFN amounts deducted	0.00	0.00	0.00
Non-resident Withholding Tax	0.00	0.00	0.00
Managed Investment Trust Fund Payment	0.00	0.00	0.00
NET DISTRIBUTION/Attribution	\$1,748.80	\$38.03	\$38.03

OTHER INFORMATION FOR YOUR 2019/2020 TAX RETURN

Component	Amount \$
Capital gains - discounted method (grossed up amt)	0.00
Share of franking credits from franked dividends	16.65
Foreign income tax offset	0.00
Special rebates	0.00
TFN deducted - special rebates	0.00

AMIT COST BASE NET AMOUNT

Component	Amount \$
Cost base increase	0.00
Cost base decrease	-1,727.41

DEEMED PAYMENT AND WITHHOLDING TAX

Component	Component Amount \$	TFN/Withholding Tax \$
Deemed Payment - Unfranked Dividend	0.00	0.00
Deemed Payment - Interest	0.00	0.00
Deemed Payment - Fund Payment	0.00	0.00
Deemed payment - Fund Payment(CBMI)	0.00	0.00
Deemed payment - Fund Payment(NCMI)	0.00	0.00
Deemed payment - Fund Payment(ExNCMI)	0.00	0.00
Deemed payment - TFN WHT	0.00	0.00

Tax component details – 2019/2020

AMP Capital - Private Clients

Owner(s): A PUGATSCHEW, J A PUGATSCHEW

Client number: P014193

TAX COMPONENT DETAILS AMP Capital Corporate Bond Fund - Off-platform Class H

Component	Amount \$	Tax paid / franking credit (gross up) \$	Attribution \$
Australian Income			
Australian franked dividends	0.00	0.00	0.00
Australian unfranked dividends	0.00	0.00	0.00
Australian unfranked dividends - CFI	0.00	0.00	0.00
Australian interest subject to NRWHT	1,525.62	0.00	1,935.57
Australian interest not subject to NRWHT	0.00	0.00	0.00
Australian other income - Other	0.00	0.00	0.00
Australian other income - CBMI	0.00	0.00	0.00
Australian other income - NCMI	0.00	0.00	0.00
Australian other income - Excluded NCMI	0.00	0.00	0.00
Capital Gains From Distributions			
TAP discounted capital gain-Other	0.00	0.00	0.00
TAP discounted capital gains (CBMI)	0.00	0.00	0.00
TAP discounted capital gains (NCMI)	0.00	0.00	0.00
TAP discounted capital gains (ExNCMI)	0.00	0.00	0.00
NTAP discounted capital gains	0.00	0.00	0.00
CGT concession/AMIT CGT gross up	0.00	0.00	0.00
Indexed Capital Gain TAP	0.00	0.00	0.00
Indexed Capital Gain - NTAP	0.00	0.00	0.00
TAP capital gains - Other method (Other)	0.00	0.00	0.00
TAP capital gains - Other method (CBMI)	0.00	0.00	0.00
TAP capital gains - Other method (NCMI)	0.00	0.00	0.00
TAP capital gains - Other method (ExNCMI)	0.00	0.00	0.00
NTAP capital gains - Other method (Other)	0.00	0.00	0.00
Foreign Income			
Foreign assessable income	346.17	0.00	434.18
CFC attributed income	0.00	0.00	0.00
Australian franking credits from a NZ company	0.00	0.00	0.00
Other Non-Assessable Amounts			
Net exempt income	0.00	0.00	0.00
Tax deferred / Other non-attributable amounts	259.33	0.00	0.00
Tax free income	0.00	0.00	0.00
Non-assessable non-exempt income	0.00	0.00	0.00
GROSS DISTRIBUTION/Attribution	\$2,131.12	\$0.00	\$2,369.75
TFN amounts deducted	0.00	0.00	0.00
Non-resident Withholding Tax	0.00	0.00	0.00
Managed Investment Trust Fund Payment	0.00	0.00	0.00
NET DISTRIBUTION/Attribution	\$2,131.12	\$0.00	\$2,369.75

OTHER INFORMATION FOR YOUR 2019/2020 TAX RETURN

Component	Amount \$
Capital gains - discounted method (grossed up amt)	0.00
Share of franking credits from franked dividends	0.00
Foreign income tax offset	0.00
Special rebates	0.00
TFN deducted - special rebates	0.00

AMT COST-BASE NET AMOUNT

Component	Amount \$
Cost base increase	238.63
Cost base decrease	0.00

DEEMED PAYMENT AND WITHHOLDING TAX

Component	Component Amount \$	TFN/Withholding Tax \$
Deemed Payment - Unfranked Dividend	0.00	0.00
Deemed Payment - Interest	22.08	0.00
Deemed Payment - Fund Payment	0.00	0.00
Deemed payment - Fund Payment(CBMI)	0.00	0.00
Deemed payment - Fund Payment(NCMI)	0.00	0.00
Deemed payment - Fund Payment(ExNCMI)	0.00	0.00
Deemed payment - TFN WHT	0.00	0.00

Tax and AMMA statement* – 2019/2020

AMP Capital Investment Funds

Owner(s): A PUGATSCHEW, J A PUGATSCHEW

Client number: T023095

Account reference: PUGATSCHEW SUPERANNUATION FUND

AMP Capital Wholesale Australian Property Fund

TAX COMPONENT DETAILS – CONSOLIDATED

Distribution components	Amount \$	Tax paid / franking credit (gross up) \$	Attribution \$
Australian Income			
Australian franked dividends	21.09	9.18	30.27
Australian unfranked dividends	7.52	0.00	7.52
Australian unfranked dividends - CFI	0.00	0.00	0.00
Australian interest subject to NRWHT	116.97	0.00	116.97
Australian interest not subject to NRWHT	0.00	0.00	0.00
Australian other income - Other	4,748.46	0.00	4,748.46
Australian other income - CBMI	0.00	0.00	0.00
Australian other income - NCMI	0.00	0.00	0.00
Australian other income - Excluded NCMI	0.00	0.00	0.00
Capital Gains From Distributions			
TAP discounted capital gain-Other	0.00	0.00	0.00
TAP discounted capital gains (CBMI)	0.00	0.00	0.00
TAP discounted capital gains (NCMI)	0.00	0.00	0.00
TAP discounted capital gains (ExNCMI)	0.00	0.00	0.00
NTAP discounted capital gains	0.00	0.00	0.00
CGT concession/AMIT CGT gross up	0.00	0.00	0.00
Indexed Capital Gain TAP	0.00	0.00	0.00
Indexed Capital Gain - NTAP	0.00	0.00	0.00
TAP capital gains - Other method (Other)	0.00	0.00	0.00
TAP capital gains - Other method (CBMI)	0.00	0.00	0.00
TAP capital gains - Other method (NCMI)	0.00	0.00	0.00
TAP capital gains - Other method (ExNCMI)	0.00	0.00	0.00
NTAP capital gains - Other method (Other)	0.00	0.00	0.00
Foreign Income			
Foreign assessable income	0.75	0.00	0.75
CFC attributed income	0.00	0.00	0.00
Australian franking credits from a NZ company	0.00	0.00	0.00
Other Non-Assessable Amounts			
Net exempt income	0.00	0.00	0.00
Tax deferred / Other non-attributable amounts	2,939.72	0.00	0.00
Tax free income	0.00	0.00	0.00
Non-assessable non-exempt income	0.00	0.00	0.00
GROSS DISTRIBUTION/Attribution	\$7,834.51	\$9.18	\$4,903.97
TFN amounts deducted	0.00	0.00	0.00
Non-resident Withholding Tax	0.00	0.00	0.00
Managed Investment Trust Fund Payment	0.00	0.00	0.00
NET DISTRIBUTION/Attribution	\$7,834.51	\$9.18	\$4,903.97

* Where your account includes AMIT investment options, this is your tax statement and attribution managed investment trust member annual statement.

J4a

AMT COST-BASE NET AMOUNT

Component	Amount \$
Cost base increase	0.00
Cost base decrease	-2,939.72

OTHER INFORMATION FOR YOUR 2019/2020 TAX RETURN

Component	Amount \$
Capital gains - discounted method (grossed up amt)	0.00
Share of franking credits from franked dividends	9.18
Foreign income tax offset	0.00
Special rebates	0.00
TFN deducted - special rebates	0.00

CAPITAL GAINS AND CAPITAL LOSSES FROM THE SALE OF YOUR INVESTMENTS – CONSOLIDATED

Component	Amount \$
Capital Gains - discount method (grossed up)	0.00
Capital Gains - indexation method	0.00
Capital Gains - other method	0.00
Current year capital gain from sale of investments	0.00
Current year capital loss from sale of investments	0.00

DEEMED PAYMENT AND WITHHOLDING TAX

Component	Component Amount \$	TFN/Withholding Tax \$
Deemed Payment - Unfranked Dividend	0.00	0.00
Deemed Payment - Interest	0.00	0.00
Deemed Payment - Fund Payment	0.00	0.00
Deemed payment - Fund Payment(CBMI)	0.00	0.00
Deemed payment - Fund Payment(NCMI)	0.00	0.00
Deemed payment - Fund Payment(ExNCMI)	0.00	0.00
Deemed payment - TFN WHT	0.00	0.00
Deemed Payment - Unfranked Dividend	0.00	0.00
Deemed Payment - Interest	0.00	0.00
Deemed Payment - Fund Payment	0.00	0.00
Deemed payment - Fund Payment(CBMI)	0.00	0.00
Deemed payment - Fund Payment(NCMI)	0.00	0.00
Deemed payment - Fund Payment(ExNCMI)	0.00	0.00
Deemed payment - TFN WHT	0.00	0.00

Any Deemed non-resident withholding tax or 'no TFN' withholding amounts may be deducted from future cash distributions or redemption proceeds.

NOTES

This information is prepared for individual Australian resident taxpayers and not for company, super fund or trust investors.

If more than one individual owns this investment, you need to split these amounts between all owners.

Other information

We show more details in the **Other information for your 2019/2020 tax return** section to help you complete your tax return.

Customer advice fee

You may be entitled to claim the Customer advice fee as a deductible expense on your tax return. You should seek appropriate tax advice about the tax implications, if any, for you.

Completing your tax return

AMP Capital does not provide professional taxation advice. If you need help to complete your tax return, please contact your taxation adviser.

Part A	Tax Return Information	Tax Return Label	Amount
	Non-Primary Production Income		
	Franked distributions from Trusts	13C	\$1,683.14
	Share of net income from trusts, less capital gains, foreign income and franked distributions	13U	\$50.31
	Share of Credits from income and tax offsets		
	Share of franking credit from franked dividends	13Q	\$603.93
	Share of credit for tax file number amounts withheld from interest, dividend and unit trust distributions	13R	\$0.00
	Early stage venture capital limited partnership (ESVCLP) tax offset	T8K	\$0.00
	Early stage investor tax offset	T9L	\$0.00
	Other refundable tax offsets: Exploration credits	T11 (Code E)	\$0.00
	Capital Gains		
	Net Capital Gain	18A	\$3,967.39
	Total Current Year Capital Gains	18H	\$7,934.78
	Foreign entities		
	CFC Income	19K	\$0.00
	Foreign source income and foreign assets or property		
	Assessable/Other Net Foreign Source Income	20E/20M	\$312.83
	Australian franking credits from a NZ company	20F	\$0.00
	Foreign income tax offsets	20O	\$47.82

Tax Return Information	The information in Part A is relevant for investors completing the tax return for individuals (supplementary section).
-------------------------------	--

J5.9

AMIT Member Annual (AMMA) Statement

BENNELONG EX-20 AUSTRALIAN EQUITIES FUND

Part B Components of Distribution

Australian Income	Cash Distribution	Tax Paid/Offset	Attribution
Dividends - franked	\$1,079.21	\$603.93	\$1,683.14
Dividends - unfranked	\$44.27	\$0.00	\$44.27
Dividends - unfranked CFI	\$0.07	\$0.00	\$0.07
Interest	\$5.97	\$0.00	\$5.97
Interest - NR WHT exempt	\$0.00	\$0.00	\$0.00
Other income	\$0.00	\$0.00	\$0.00
ESVCLP tax offset	\$0.00	\$0.00	\$0.00
Early stage investor tax offset	\$0.00	\$0.00	\$0.00
Other refundable tax offsets : Exploration credits	\$0.00	\$0.00	\$0.00
Non Primary Production Income	\$50.31	\$0.00	\$50.31
Capital Gains	Cash Distribution	Tax Paid/Offset	Attribution
Discounted Capital Gains (TARP)	\$16.04	\$0.00	\$16.04
Discounted Capital Gains (NTARP)	\$3,951.35	\$0.00	\$3,951.35
Capital Gains - Indexation Method (TARP)	\$0.00	\$0.00	\$0.00
Capital Gains - Indexation Method (NTARP)	\$0.00	\$0.00	\$0.00
Capital Gains - Other Method (TARP)	\$0.00	\$0.00	\$0.00
Capital Gains - Other Method (NTARP)	\$0.00	\$0.00	\$0.00
Net Capital Gain	\$3,967.39	\$0.00	\$3,967.39
CGT Concession / Gross Up Amount	\$3,967.39	\$0.00	\$3,967.39
Total Current Year Capital Gains	\$7,934.78	\$0.00	\$7,934.78
Foreign Entities	Cash Distribution	Tax Paid/Offset	Attribution
CFC Income	\$0.00	\$0.00	\$0.00
Foreign Entities	\$0.00	\$0.00	\$0.00
Foreign Income	Cash Distribution	Tax Paid/Offset	Attribution
Aust Franking Credits from a NZ company	\$0.00	\$0.00	\$0.00
Assessable/Other Net Foreign Source Income	\$265.01	\$47.82	\$312.83
Foreign Income	\$265.01	\$47.82	\$312.83

40764934004002.mxd-49340030148402 N12

AUBQ_COL_4076493_4-ASA001-001484

BENNELONG EX-20 AUSTRALIAN EQUITIES FUND

Non-Assessable Amounts	Cash Distribution
Net exempt income	\$0.00
Return of Capital	\$0.00
Non Assessable Non Exempt (NANE)	\$0.00
Other Non-Assessable Amounts	\$21.35
Non-Assessable Amounts	\$21.35

	Cash Distribution	Tax Paid/Offset	Attribution
Gross	\$9,350.66	\$651.75	\$9,981.06
Less: TFN amounts withheld/deducted	\$0.00		
Less: Non-resident withholding tax withheld/deducted	\$0.00		
Add: Non-resident withholding tax funded by Trustee/Redemption	\$0.00		
Total Amounts Withheld/Deducted	\$0.00		
Net Cash Distribution	\$9,350.66		

Important information for all investors

AMIT Cost Base Net Amount	Amount
AMIT cost base increase amount	\$9,981.06
AMIT cost base decrease amount	\$10,002.41
AMIT cost base net amount increase or (decrease)	-\$21.35


Important information for Non-resident investors

Australian Income subject to Non Resident Withholding Tax	Cash Distribution	Deemed Payment	Attribution
Dividends - Unfranked	\$44.27	\$0.00	\$44.27
Interest	\$5.97	\$0.00	\$5.97
Fund Payments:			
Clean building MIT income	\$0.00	\$0.00	\$0.00
Non-concessional MIT income	\$0.00	\$0.00	\$0.00
Excluded non-concessional MIT income	\$0.00	\$0.00	\$0.00
Other Australian Sourced income	\$32.08	\$0.00	\$32.08
Total Fund Payments	\$32.08	\$0.00	\$32.08

This statement represents :

**A Notice for the purposes of Subdivision 12-H of the Taxation Administration Act 1953(Cth); and
An Attribution Managed Investment Trust Member Annual (AMMA) statement for the purposes of
Subdivision 276-H of the Income Tax Assessment Act 1997.**

Please retain this statement for income tax purposes.



Ironbark

ASSET MANAGEMENT

Ironbark Asset Management (Fund Services)
Limited

ABN: 63 116 232 154 AFSL: 298626

C/- Link Market Services Limited

PO Box 3721

Rhodes NSW 2138

phone: 1800 034 402

email: client.services@ironbarkam.com

website: www.ironbarkam.com

Anatolij Pugatschew & Jennifer Anne Pugatschew ATF The
Pugatschew Superannuation Fund
48 Osmond Terrace
NORWOOD SA 5067

10 September 2020

Investor No: 27301


TFN/ABN Status: Quoted

Ironbark LHP Global Long/Short Fund (Wholesale)
Attribution Managed Investment Trust Member Annual Statement
for the year ended 30 June 2020

Part B: Summary of 2020 tax return (supplementary section) items for a resident individual

Tax return (supplementary section)	Amount	Tax return label
Share of net income from trusts, less net capital gains, foreign income and franked distributions	44,614.07	13U
Franked distribution from trusts	0.00	13C
Other deductions relating to non-primary production income	0.00	13Y
Share of credits for tax withheld where ABN not quoted	0.00	13P
Share of franking credits from franked dividends	0.00	13Q
Share of credit for foreign resident withholding amounts (excluding capital gains)	0.00	13A
Share of credit for tax file number amounts withheld from interest, dividends and unit trust distributions	0.00	13R
Net capital gain	0.00	18A
Total current year capital gains	0.00	18H
Credit for foreign resident capital gains withholding amounts	0.00	18X
Assessable foreign source income	0.00	20E
Other net foreign source income	0.00	20M
Australian franking credits from a New Zealand franking company	0.00	20F
Foreign income tax offset *	0.00	20O
Early stage venture capital limited partnership: current year tax offset	0.00	T8K
Early stage investor: current year tax offset	0.00	T9L
Other refundable tax offsets: Exploration credits	0.00	T11 (Code E)

*To work out your foreign income tax offset (FITO) entitlement, see 20 Foreign source income and foreign assets or property or the Guide to foreign tax offset rules 2020.



Part B: Capital gains tax information – Additional information for item 18

	Amount	
Capital gains - discounted method	0.00	(gross amount)
Capital gains - indexation method	0.00	
Capital gains - other method	0.00	
Total current year capital gains	0.00	

Part C: Components of attribution

	Cash distributions	Tax paid or Franking credit (grossed up)	Attributable amount
Australian income			
Dividends - unfranked amount declared to be CFI			44,600.38
Dividends - unfranked amount not declared to be CFI			0.00
Dividends - less LIC capital gain deduction			0.00
Interest (subject to non - resident withholding tax)			0.00
Interest (not subject to non - resident withholding tax)			13.69
Other assessable Australian income			0.00
Less other allowable trust deductions			0.00
NCMI – Non-primary production			0.00
Excluded from NCMI – Non-primary production			0.00
Non-primary production income			44,614.07
Dividends - Franked amount		0.00	0.00
Capital Gains			
Capital gains - Discounted method TAP			0.00
Capital gains - Discounted method NTAP			0.00
Capital gains - indexation method TAP			0.00
Capital gains - indexation method NTAP			0.00
Capital gains - Other method TAP			0.00
Capital gains - Other method NTAP			0.00
Net capital gains			0.00
AMIT CGT gross up amount			0.00
Other capital gains distribution			
Total current year capital gains			0.00
NCMI capital gains			0.00
Excluded from NCMI capital gains			0.00
Foreign Income			
Other net foreign source income		0.00	0.00
Assessable foreign source income		0.00	0.00
Australian franking credit from a New Zealand franking company		0.00	0.00
CFC income			0.00
Transferor trust income			0.00
Total foreign income		0.00	0.00

Part C: Components of attribution *continued...*

Other Non-assessable Amounts	Amount
Net exempt income	0.00
Non-assessable non-exempt amount	0.00
Other non-attributable amounts	0.00
Total Non-assessable amounts	0.00

Gross Cash Distribution	44,614.07
Other deductions from Distribution	
Less: TFN amounts withheld	0.00
Net Cash Distribution	44,614.07

Part D : Tax offsets

Tax offsets	Amount
Franking credit tax offset	0.00
Foreign income tax offset	0.00
Total tax offsets	0.00

Part E: Attribution Managed Investment Trust ('AMIT') cost base adjustments

AMIT cost base net amount - excess (decrease)	44,614.07
AMIT cost base net amount - shortfall (increase)	44,614.07
AMIT cost base net amount - net reduction	0.00
AMIT cost base net amount - net increase	0.00

Part F: Payment summary information for the year ended 30 June 2020

	Attribution/Amount	Tax paid
Total fund payment	0.00	0.00
Interest Income	0.00	0.00
Unfranked dividend not declared to be CFI	0.00	0.00
Deemed payment - Dividend	0.00	0.00
Deemed payment - Interest	0.00	0.00
Deemed payment - Royalties	0.00	0.00
Deemed payment - Fund payment	0.00	0.00

Note : FITOs are not split into their components (representing the type of income/ gains they have arisen on) and they have not been reduced where they arise on discounted capital gains. Investors should seek their own advice in this respect from their professional tax advisor.

Please retain this statement for income tax purposes.

Wendy Wombwell

548
J6C

From: Client Services <client.services@ironbarkam.com>
Sent: Tuesday, 2 February 2021 1:32 PM
To: Wendy Wombwell
Subject: RE: Request for information please 27301 Pugatschew Super Fund
Attachments: 047_IN007273S001_03_CGGLSDW_20200910_20190701_20200630 (1).pdf; 047_IN007273S001_01_CGGLSDW_20200527_20200430_20200430.pdf

SCANNED

Hi Wendy,

Please see attached FY20 tax statement, as well as, April 2020 transaction history stipulating the redemption made effective 30 April 2020.

Please note holdings as at 30 June 2020 is nil.

Kind regards

Conor Fahey
Customer Relations Officer

client.services@ironbarkam.com
P. 1800 034 402
Level 13, 1 Margaret Street, Sydney NSW 2000



Ironbark Asset Management Pty Ltd
ABN 53 136 679 420
AFSL 341020
www.ironbarkam.com
Follow us on LinkedIn

PRIVATE AND CONFIDENTIAL

This electronic mail may contain privileged or confidential information which is intended for the use of the addressee only. If you receive this mail in error, please delete it from your system.

From: Wendy Wombwell <wendy@cpb.com.au>
Sent: Tuesday, 2 February 2021 1:28 PM
To: Client Services <client.services@ironbarkam.com>
Subject: FW: Request for information please 27301 Pugatschew Super Fund

[EXTERNAL]

Hi,
Would you be able to please supply the below requested information for the clients accountant please.

Hi
The accountant for this client 27301 Pugatschew Super Fund, is requesting the following information please

- 1) Distributions & Annual Tax Statements:
 - a. For the 2020 tax year
- 2) Confirmation of Holdings

- a. Ironbark Holding Confirmation of Units on Hand 30 June 2020, if any (appears that all units were sold May 2020 for \$98,245.25, however we do not have a confirmation of the actual no. of units sold on file)
- b. Please confirm no of units sold

Sent 23.1.2021 below

With thanks Wen

Wendy Wombwell DFS [FP]; Management Diploma.
Client Services Manager



CPB Financial Services

Established 1984, 100% Australian Owned

285 St Vincent Street Port Adelaide SA 5015
PO Box 230 Port Adelaide SA 5015

T: + 61 8 8341 2411
F: + 61 8 8341 1490

wendy@cpb.com.au
cpb.com.au

CPB Financial Services Pty Ltd ABN 76 008 286 897 of 285 St Vincent Street Port Adelaide 5015 is a Corporate Authorised Representative of Finplan Advice Pty Ltd ABN 16 630401713, Australian Financial Services Licensee 514281, 285 St Vincent Street, Port Adelaide, SA 5015.

The contents of this email and its attachments are confidential to CPB Financial Services Pty Ltd and may be subject to legal professional privilege and copyright. It is intended solely for the addressee. Access to this email and its attachment by anyone else is unauthorised. No representation is made by CPB Financial Services Pty Ltd that this email or any attachment is free of viruses and other defects. If you are not the intended addressee, any disclosure, usage, copying, distribution or any action taken or omitted to be taken in reliance on it, is prohibited. If you have received this communication in error please advise the sender immediately by reply email.

Thank you.

From: Wendy Wombwell
Sent: Saturday, 23 January 2021 2:50 PM
To: ironbark@linkmarketservices.com.au
Subject: Request for information please 27301 Pugatschew Super Fund

Hi

The accountant for this client 27301 Pugatschew Super Fund, is requesting the following information please

1) Distributions & Annual Tax Statements:

- a. For the 2020 tax year

2) Confirmation of Holdings

- a. Ironbark Holding Confirmation of Units on Hand 30 June 2020, if any (appears that all units were sold May 2020 for \$98,245.25, however we do not have a confirmation of the actual no. of units sold on file)
- b. Please confirm no of units sold

With thanks Wen

Wendy Wombwell DFS [FP]; Management Diploma.
Client Services Manager



57

24 Jul 2020

Jennifer Pugatschew & Anatolij Pugatschew ATF The Pugatschew Superannuation Fund

Investor ID : 42788

48 Osmond Terrace
Norwood SA 5067
Australia

Re: Unitholding of Jennifer Pugatschew & Anatolij Pugatschew ATF The
Pugatschew Superannuation Fund

**Attribution Managed Investment Trust Member Annual (AMMA) Statement
For the year ended 30th June 2020
L1 Capital Long Short Fund**

This confirmation is issued by Equity Trustees Limited ACN 004 031 298 as Responsible Entity for this Fund.

Part A - Your Details

You are recorded as being a Superannuation Fund
Tax File Number / ABN Quoted: Provided
Country of residence at 30 June 2020: Australia

Part B - Summary of Tax Return (supplementary section) items

	Amount \$	Tax return label
Non-primary production income	1,229.74	13U
Franked distributions from trusts	77.03	13C
Other deductions relating to distributions	0.00	13Y
Credit for foreign resident withholding amounts	0.00	13A
Share of National rental affordability scheme tax offset	0.00	13B
Share of credit for ABN tax withheld	0.00	13P
Franking credits	0.00	13Q
Credit for TFN amounts withheld	0.00	13R
Share of credit for tax paid by trustee	0.00	13S
Early stage venture capital limited partnership	0.00	T8K
Early stage investor	0.00	T9L
Other refundable tax offsets: Exploration credits	0.00	T11
Net capital gain	0.00	18A
Total current year capital gains	0.00	18H
CFC Income	0.00	19K
Transferor trust income	0.00	19B
Assessable foreign source income	263.98	20E
Other net foreign source income	263.98	20M
Franking credits from a New Zealand franking company	0.00	20F
Foreign Income Tax Offsets	0.00	20O

Please retain this statement for Income Tax Purposes

579

Part C - Components of distribution	Cash Distribution(\$)	Tax Paid/ Franking Credit (grossed up)	Attribution	Tax return label
<u>Australian Income</u>				
Interest	0.00		0.00	
Dividends	37.91		37.91	
Dividends: unfranked amount declared to be CFI	34.85		34.85	
Dividends: unfranked amount not declared to be CFI	3.06		3.06	
Dividends: less LIC capital gain deduction	0.00		0.00	
Other assessable Australian income	1,191.83		1,191.83	
Non-primary production income	1,229.74		1,229.74	13U
Dividends- franked	77.03	0.00	77.03	13C
<u>Capital gains</u>				
Capital gains discount - Taxable Australian property	0.00		0.00	
Capital gains discount - Non-Taxable Australian property	0.00	0.00	0.00	
Capital gains other - Taxable Australian property	0.00		0.00	
Capital gains other - Non-Taxable Australian property	0.00	0.00	0.00	
Net capital gains	0.00	0.00	0.00	18A
AMIT CGT gross up amount	0.00		0.00	
Other capital gains distribution	0.00		0.00	
Total current year capital gains	0.00		0.00	18H
<u>Foreign income</u>				
Other net foreign source income	263.98	0.00	263.98	20M
Assessable foreign source Income	263.98	0.00	263.98	20E
Australian franking credits from a New Zealand franking company	0.00		0.00	20F
CFC income	0.00		0.00	19K
Transferor trust income	0.00		0.00	19B
Total foreign Income	263.98	0.00	263.98	
<u>Tax offsets</u>				
Franking credit tax offset	0.00			13Q / 20F
ESVCLP tax offset	0.00			T8K
Foreign income tax offset	0.00			20O
Total tax offsets	0.00			
<u>Other non-assessable amounts and cost base details</u>				
	Cash Distribution	Attribution/Amount	Other amount	
Net exempt income	0.00	0.00		
Non-assessable non-exempt amount	0.00	0.00		
Other non-attributable amount	11.24			
Gross cash distribution	1,581.99		1,581.99	
AMIT cost base net amount - excess (decrease)			11.24	
AMIT cost base net amount - shortfall (Increase)			0.00	
<u>Other deductions from distribution</u>				
	Cash Amount			
TFN amounts withheld	0.00			13R
Non-resident withholding tax deducted	0.00			
Other expenses	0.00			13Y
Net cash distribution	1,581.99			

THIS STATEMENT IS PREPARED BY THE TRUSTEES OF THE FUND AND IS NOT AN OFFICIAL STATEMENT OF THE AUSTRALIAN TAXATION OFFICE. THE TRUSTEES OF THE FUND HAVE BEEN ADVISED BY THE AUSTRALIAN TAXATION OFFICE THAT THIS STATEMENT IS NOT AN OFFICIAL STATEMENT OF THE AUSTRALIAN TAXATION OFFICE.



J8
MAGELLAN
ASSET MANAGEMENT LIMITED

14 July 2020

Mr Anatolij Pugatschew & Mrs Jennifer A Pugatschew <Pugatschew
Superannuation Fund>
48 Osmond Terrace
NORWOOD SA 5067

Investor number: 038890

Attribution Managed Investment Trust Member Annual (AMMA) Statement

For the year ended 30 June 2020

Magellan Global Fund - APIR Code MGE0001AU

Part A - Your Details

You are recorded as being a Superannuation Fund
Tax File Number / ABN Quoted: Provided
Country of residence at 30 June 2020 : Australia

Part B - Summary of 2020 Tax Return (supplementary section) Items

	Amount	Tax return label
Non-primary production income	0.00	13U
Franked distributions from trusts	0.00	13C
Other deductions relating to distributions	0.00	13Y
Credit for foreign resident withholding amounts	0.00	13A
Share of National rental affordability scheme tax offset	0.00	13B
Share of credit for ABN tax withheld	0.00	13P
Franking credits	0.00	13Q
Credit for TFN amounts withheld	0.00	13R
Share of credit for tax paid by trustee	0.00	13S
Early stage venture capital limited partnership	0.00	T8K
Early stage investor	0.00	T9L
Other refundable tax offsets: Exploration credits	0.00	T11
Net capital gain	7,631.04	18A
Total current year capital gains	15,262.08	18H
CFC Income	0.00	19K
Transferor trust income	0.00	19B
Assessable foreign source income	0.00	20E
Other net foreign source income	0.00	20M
Franking credits from a New Zealand franking company	0.00	20F
Foreign Income Tax Offsets	0.00	20O

Please retain this statement for Income Tax Purposes

Part C Components of attribution	Cash Distribution	Tax Paid/ Franking Credit (grossed up)	Attribution	Tax return label
Australian income				
Interest	0.00		0.00	
Dividends	0.00		0.00	
Dividends: unfranked amount declared to be CFI	0.00		0.00	
Dividends: unfranked amount not declared to be CFI	0.00		0.00	
Dividends: less LIC capital gain deduction	0.00		0.00	
Other assessable Australian income	0.00		0.00	
Non-primary production income	0.00		0.00	13U
Dividends: Franked amount	0.00	0.00	0.00	13C
Capital gains				
Capital gains discount - Taxable Australian property	0.00		0.00	
Capital gains discount - Non-Taxable Australian property	2,463.29	0.00	7,631.04	
Capital gains other - Taxable Australian property	0.00		0.00	
Capital gains other - Non-Taxable Australian property	0.00	0.00	0.00	
Net capital gain	2,463.29	0.00	7,631.04	18A
AMIT CGT gross up amount	0.00		7,631.04	
Other capital gains distribution	2,463.29		0.00	
Total current year capital gains	4,926.58	0.00	15,262.08	18H
Foreign income				
Other net foreign source income	0.00	0.00	0.00	20M
Assessable foreign source income	0.00	0.00	0.00	20E
Australian franking credits from a New Zealand franking company	0.00		0.00	20F
CFC income	0.00		0.00	19K
Transferor trust income	0.00		0.00	19B
Total foreign income	0.00	0.00	0.00	
Tax offsets				
	Amount	Tax return label		
Franking credit tax offset	0.00	13Q / 20F		
ESVCLP tax offset	0.00	T8K		
Foreign income tax offset	0.00	20O		
Total tax offsets	0.00			
Other non-assessable amounts and cost base details				
	Cash distribution	Attribution/Amount	Other amount	
Net exempt income	0.00	0.00		
Non-assessable non-exempt amount	0.00	0.00		
Other non-attributable amount	0.00			
Gross cash distribution	4,926.58		4,926.58	
AMIT cost base net amount - excess (decrease)			0.00	
AMIT cost base net amount - shortfall (increase)			10,335.50	
Other amounts deducted from trust distribution				
	Cash amount	Tax return label		
TFN amounts withheld	0.00	13R		
Non-resident withholding tax deducted	0.00			
Other expenses	0.00	13Y		
Net cash distribution	4,926.58			





59
MAGELLAN
ASSET MANAGEMENT LIMITED

14 July 2020

Mr Anatolij Pugatschew & Mrs Jennifer A Pugatschew <Pugatschew
Superannuation Fund>
48 Osmond Terrace
NORWOOD SA 5067

Investor number: 038890

Attribution Managed Investment Trust Member Annual (AMMA) Statement

For the year ended 30 June 2020

Magellan Infrastructure Fund - APIR Code MGE0002AU

Part A - Your Details

You are recorded as being a Superannuation Fund
Tax File Number / ABN Quoted: Provided
Country of residence at 30 June 2020 : Australia

Part B - Summary of 2020 Tax Return (supplementary section) Items

	Amount	Tax return label
Non-primary production income	0.00	13U
Franked distributions from trusts	0.00	13C
Other deductions relating to distributions	0.00	13Y
Credit for foreign resident withholding amounts	0.00	13A
Share of National rental affordability scheme tax offset	0.00	13B
Share of credit for ABN tax withheld	0.00	13P
Franking credits	0.00	13Q
Credit for TFN amounts withheld	0.00	13R
Share of credit for tax paid by trustee	0.00	13S
Early stage venture capital limited partnership	0.00	T8K
Early stage investor	0.00	T9L
Other refundable tax offsets: Exploration credits	0.00	T11
Net capital gain	98.50	18A
Total current year capital gains	197.00	18H
CFC Income	0.00	19K
Transferor trust income	0.00	19B
Assessable foreign source income	0.00	20E
Other net foreign source income	0.00	20M
Franking credits from a New Zealand franking company	0.00	20F
Foreign Income Tax Offsets	0.00	20O

Please retain this statement for Income Tax Purposes

Part C Components of attribution	Cash Distribution	Tax Paid/ Franking Credit (grossed up)	Attribution	Tax return label
<u>Australian income</u>				
Interest	0.00		0.00	
Dividends	0.00		0.00	
Dividends: unfranked amount declared to be CFI	0.00		0.00	
Dividends: unfranked amount not declared to be CFI	0.00		0.00	
Dividends: less LIC capital gain deduction	0.00		0.00	
Other assessable Australian income	0.00		0.00	
Non-primary production income	0.00		0.00	13U
Dividends: Franked amount	0.00	0.00	0.00	13C
<u>Capital gains</u>				
Capital gains discount - Taxable Australian property	0.00		0.00	
Capital gains discount - Non-Taxable Australian property	98.50	0.00	98.50	
Capital gains other - Taxable Australian property	0.00		0.00	
Capital gains other - Non-Taxable Australian property	0.00	0.00	0.00	
Net capital gain	98.50	0.00	98.50	18A
AMIT CGT gross up amount	0.00		98.50	
Other capital gains distribution	98.50		0.00	
Total current year capital gains	197.00	0.00	197.00	18H
<u>Foreign income</u>				
Other net foreign source income	0.00	0.00	0.00	20M
Assessable foreign source income	0.00	0.00	0.00	20E
Australian franking credits from a New Zealand franking company	0.00		0.00	20F
CFC income	0.00		0.00	19K
Transferor trust income	0.00		0.00	19B
Total foreign income	0.00	0.00	0.00	
<u>Tax offsets</u>				
	Amount	Tax return label		
Franking credit tax offset	0.00	13Q / 20F		
ESVCLP tax offset	0.00	T8K		
Foreign income tax offset	0.00	20O		
Total tax offsets	0.00			
<u>Other non-assessable amounts and cost base details</u>				
	Cash distribution	Attribution/Amount	Other amount	
Net exempt income	0.00	0.00		
Non-assessable non-exempt amount	0.00	0.00		
Other non-attributable amount	1,477.18			
Gross cash distribution	1,674.18		1,674.18	
AMIT cost base net amount - excess (decrease)			1,477.18	
AMIT cost base net amount - shortfall (increase)			0.00	
<u>Other amounts deducted from trust distribution</u>				
	Cash amount	Tax return label		
TFN amounts withheld	0.00	13R		
Non-resident withholding tax deducted	0.00			
Other expenses	0.00	13Y		
Net cash distribution	1,674.18			

Mr A Pugatschew Mrs J Pugatschew
The Pugatschew Superannuation Fund
48 Osmond Terrace
NORWOOD SA 5067
AUSTRALIA

30/06/2020
Investor No. 33257

The Montgomery Fund

Attribution Managed Investment Trust Member Statement for the period 01/07/2019 to 30/06/2020

Part A: Your details

Australian tax file number (TFN)	Provided
Country of tax residency	AUSTRALIA

Part B: Summary of 2020 tax return (supplementary section) items

Tax return (supplementary section)	Tax return label	Amount
Share of net income from trusts, less net capital gains, foreign income and franked distributions (A)	13U	\$119.59
Franked distributions from trusts	13C	\$560.29
Share of franking credit from franked dividend	13Q	\$284.68
Share of credit for tax file number amounts withheld from interest, dividends, and unit trust distributions	13R	\$0.00
Net capital gain	18A	\$0.00
Total current year capital gains (B)	18H	\$0.00
Assessable foreign source income	20E	\$112.51
Other net foreign source income	20M	\$112.51
Foreign income tax offset	20O	\$28.94

Part C AMMA: Components of an attribution

	Tax Label	Cash Distribution	Tax Paid or Tax Offsets	Attribution
<u>Australian Income</u>				
Interest		\$58.34	\$0.00	\$58.34
Other Income		\$1.94	\$0.00	\$1.94
Unfranked Dividends		\$24.30	\$0.00	\$24.30
Unfranked CFI		\$35.01	\$0.00	\$35.01
Non primary-production income (A)	13U	\$119.59	\$0.00	\$119.59
Franked Dividends	13C/13Q	\$275.61	\$284.68	\$560.29
<u>Capital Gains</u>				
Capital gains discount: Taxable Australian Property		\$0.00	\$0.00	\$0.00
Capital gains discount: Non - Taxable Australian Property		\$0.00	\$0.00	\$0.00
Capital gains - Other Method: Taxable Australian Property		\$0.00	\$0.00	\$0.00
Capital gains - Other Method: Non - Taxable Australian Property		\$0.00	\$0.00	\$0.00
Net capital gain	18A	\$0.00	\$0.00	\$0.00
AMIT CGT gross up amount		\$0.00	\$0.00	\$0.00
Other Capital Gain Distribution		\$0.00	\$0.00	\$0.00
Total current year capital gains (B)	18H	\$0.00	\$0.00	\$0.00
<u>Foreign Income</u>				
Other net foreign source income	20M/20O	\$83.57	\$28.94	\$112.51
Assessable foreign source income (C)	20E	\$83.57	\$28.94	\$112.51
<u>Non-assessable Income</u>				
Other non-attributable amounts – Tax Deferred		\$7.99	\$0.00	\$0.00
Other non-attributable amounts – Tax Free		\$3.09	\$0.00	\$0.00
Other non-attributable amounts – Returns of Capital		\$0.00	\$0.00	\$0.00
<u>Cost base details</u>				
AMIT cost base net amount – excess				\$11.08
AMIT cost base net amount – shortfall				\$0.00
Total cash distribution		\$489.85		
<u>Other amounts deducted from trust distribution</u>				
TFN Amounts withheld		\$0.00		
Net Cash Distribution		\$489.85		

Disclaimer: Fundhost Limited ABN 69 092 517 087 AFSL 233 045 has prepared this statement in accordance with the current regulatory requirements as at 30 June 2020. The information in this statement is not tax advice. The tax return references relate only to individual investors. They do not relate to trusts, superannuation funds, partnerships or any other type of investor. Fundhost Limited does not provide tax advice to investors. It is not possible for Fundhost Limited to take into account the financial situation of investors. We recommend that investors seek professional assistance when completing tax returns.

PIMCO



S1-047-4686

The Pugatschew Superannuation Fund
48 Osmond Terrace
NORWOOD SA 5067

Enquiries: 1300 113 547

Mail: GPO Box 804
Melbourne VIC 3001

Fax: 02 9151 4096

Web: www.pimco.com.au

Email: investorservices@au.pimco.com

PIMCO Australia Management Limited

ABN 37 611 709 507

AFSL 487 505

Page

1 of 3

Date

13 July 2020

Part A: Your Details

Investor Name

Anthony Pugatschew and Jennifer
Pugatschew <The Pugatschew
Superannuation Fund>

Investor Number

800162349

Account Holder Name

The Pugatschew
Superannuation Fund

TFN/ABN

Provided

Investor Type

Superannuation Fund

Tax Residence

Australia

Overseas Tax ID No

Not Provided

Financial Adviser

Michael McCabe
PO Box 230
ADELAIDE SA 5015
Australia

AMIT Member Annual Statement PIMCO Diversified Fixed Interest Fund - Wholesale Class (ETL0016AU) 01 July 2019 to 30 June 2020

Dear Sir/Madam

Please find below the Attribution Managed Investment Trust Member Annual (AMMA) Statement for the year ended 30 June 2020 for your investment in the PIMCO Diversified Fixed Interest Fund - Wholesale Class.

The following tax return items are valid for Australian resident individual unitholders only.

If any of the details in Part A are incorrect, update your details with your trustee.

Part B Tax Return (Supplementary Section)	Summary of tax return (supplementary section) items	
	Amount (\$)	Tax return label
Non-primary production income	1,509.42	13U
Franked distributions from trusts	0.00	13C
Other deductions relating to distributions	0.00	13Y
Franking credits	0.00	13Q
Credit for tax file number (TFN) amounts withheld	0.00	13R
Share of credit for tax paid by trustee	0.00	13S
Share of credit for foreign resident amounts withheld	0.00	13A
Net capital gains	8.15	18A
Total current year capital gains	16.30	18H
Foreign entities - CFC income	0.00	19K
Assessable foreign source income	1,663.25	20E
Other net foreign source income	1,663.25	20M
Australian franking credits from a NZ company	0.00	20F
Foreign income tax offsets*	0.17	20O

*To work out your foreign income tax offset (FITO) entitlement, see "20 Foreign source income and foreign assets or property" of the Supplementary tax return or the Guide to foreign income tax offset rules 2020 on www.ato.gov.au.

AMMA Statement
PIMCO Diversified Fixed Interest Fund - Wholesale Class
01 July 2019 to 30 June 2020

Page 2 of 3
Investor Number 800162349

Part C Components of an attribution	Cash distribution (\$)	Tax paid or tax offsets Gross Up (\$)	Attribution/Amount (\$)
Australian Income			
Dividends: unfranked amount	0.00	0.00	0.00
Dividends: unfranked CFI amount	0.00	0.00	0.00
Interest (subject to non-resident WHT)	16.16	0.00	16.16
Interest (not subject to non-resident WHT)	810.68	0.00	810.68
Other assessable Australian income	682.58	0.00	682.58
Other assessable Australian Income (CBMI)	0.00	0.00	0.00
Other assessable Australian Income (NCMI)	0.00	0.00	0.00
Other assessable Australian Income (ExNCMI)	0.00	0.00	0.00
Non-primary production income	1,509.42	0.00	1,509.42
Dividend: Franked amount (Franked distributions)	0.00	0.00	0.00
Capital Gains			
Discounted capital gain NTARP	8.15	0.00	8.15
Discounted capital gains NTAP (NCMI)	0.00	0.00	0.00
Discounted capital gains NTAP (ExNCMI)	0.00	0.00	0.00
Discounted capital gain TARP	0.00	0.00	0.00
Capital Gains - Other Method NTAP (NCMI)	0.00	0.00	0.00
Capital Gains - Other Method NTAP (ExNCMI)	0.00	0.00	0.00
Discounted capital gains TAP (CBMI)	0.00	0.00	0.00
Discounted capital gains TAP (NCMI)	0.00	0.00	0.00
Discounted capital gains TAP (ExNCMI)	0.00	0.00	0.00
Capital Gains - Other Method TAP (CBMI)	0.00	0.00	0.00
Capital Gains - Other Method TAP (NCMI)	0.00	0.00	0.00
Capital Gains - Other Method TAP (ExNCMI)	0.00	0.00	0.00
Capital gain other - TAP	0.00	0.00	0.00
Capital gain other - NTAP	0.00	0.00	0.00
Net capital gains	8.15	0.00	8.15
AMIT CGT gross up amount	0.00	0.00	8.15
Other capital gains distribution	8.15	0.00	0.00
Total current year capital gains	16.30		16.30
Foreign Income			
Other Net Foreign Source Income	1,663.08	0.17	1,663.25
Australian franking credits from a NZ company	0.00	0.00	0.00
Assessable net foreign income	1,663.08	0.17	1,663.25
Foreign entities - CFC income	0.00	0.00	0.00
Total foreign income	1,663.08	0.17	1,663.25
Tax Offset		Amount (\$)	
Share of credit of tax withheld where Australian business number not quoted		0.00	
Credit for tax file number (TFN) amounts withheld		0.00	
Franking credit tax offset		0.00	
Foreign Income tax offset		0.17	
Franking Credit for NZ Company		0.00	
Total tax offset		0.17	
Other Non-Assessable Amounts	Cash distribution (\$)	Attribution Amount (\$)	
Other non-attributable amounts	0.00		
Non-assessable non-exempt income	0.00	0.00	
Net exempt income	0.00	0.00	
Gross cash distribution	3,188.80	0.00	
AMIT Cost Base Adjustment		Amount (\$)	
AMIT cost base - excess		0.00	
AMIT cost base - shortfall		0.00	
Other Deductions From Distributions			
Less Resident withholding tax	0.00		
Less Foreign resident withholding tax	0.00		
Less Foreign resident withholding tax (s12H)**/Foreign Resident Income tax (s276-105)	0.00		
Other Rebate Income	0.00		
Net cash distributions	3,188.80		
Non-resident Reporting	Attribution Amount (\$)	Tax paid/payable	
Interest exempt from withholding	810.68	0.00	
Non-resident withholding amount	16.16	0.00	
Non-resident member ss276-105(2)(a) or (b)	0.00	0.00	
Non-resident member ss276-105(2)(c)	0.00	0.00	
Managed Investment Trust Fund Payment	682.58	0.00	
Managed Investment Trust Fund Payment (CBMI)	0.00	0.00	
Managed Investment Trust Fund Payment (NCMI)	0.00	0.00	
Managed Investment Trust Fund Payment (ExNCMI)	0.00	0.00	
Managed Investment Trust Fund Payment (Total)	682.58	0.00	

If you choose to use a tax agent to prepare your income tax return, please advise them to rely on the information in this statement rather than information that may be displayed in the tax agent's pre-filing service.

AMMA Statement
PIMCO Diversified Fixed Interest Fund - Wholesale Class
01 July 2019 to 30 June 2020

Page 3 of 3
Investor Number 800162349

Deemed payment - Dividend	0.00	0.00
Deemed payment - Interest	0.00	0.00
Deemed payment - Fund Payment	0.00	0.00
Deemed payment - Fund Payment (CBMI)	0.00	0.00
Deemed payment - Fund Payment (NCMI)	0.00	0.00
Deemed payment - Fund Payment (ExNCMI)	0.00	0.00
Deemed payment - Fund Payment (Total)	0.00	0.00
Deemed payment - Royalties	0.00	0.00

****Note: Foreign resident withholding tax (S12-H)**

If Managed Investment Trust withholding tax is applicable to your investment, this is the sum of the amounts withheld from fund payments made for the year ended 30 June pursuant to Subdivision 12-H and Subdivision 12A-B of Schedule 1 of the Taxation Administration Act 1953.

004686



4686_9809_0_272_2011305_S001_T20070800

312

Platinum Asia Fund - C Class

Anatolij & Jennifer A Pugatschew ATF The Pugatschew
Super Fund
48 Osmond Tce
NORWOOD SA 5067

Account Number 63515
Units Held Post Distribution 10,331.01
Distribution Rate \$0.248431
Distribution Date 30 June 2020

AMMA Statement

As at 30 June 2020

Components	Rate (\$/Unit)	Cash Distribution (\$)	Tax Paid or Offsets (\$)	Attribution Amount (\$)
Australian Source Income				
Interest	0.001154	11.92	0.00	11.92
Other Income	0.007255	74.95	0.00	74.95
Foreign Source Income				
Foreign Source Income	0.055957	578.09	39.15	617.24
Capital Gains - NTAP¹				
Other	0.047591	491.66	0.00	491.66
Discount ²	0.068136	703.91	2.09	706.00
Net Capital Gains		1,195.57	2.09	1,197.66
Other Capital Gains Distribution NTAP ³	0.068338	706.00		
AMIT CGT Gross Up Amount ⁴				706.00
Total Current Year Capital Gains		1,901.57	2.09	1,903.66
Totals	0.248431	2,566.53	41.24	2,607.77
Less Australian Tax Withheld		0.00		
Less Performance Fee		0.00		
Net Distribution		2,566.53		

Distribution amount has been paid to your nominated account:

Bank Branch	MBL - Macquarie Bank Limited
BSB / Account Number	182512 / 961241775
Account Name	Anatolij & Jennifer A Pugatschew ATF The Pugatschew Super

- 1 Capital gains distributed to non-residents may include both Australian and foreign capital gains; such gains continue to be exempt from Australian tax as they are not in relation to taxable Australian property. These capital gains are therefore labelled above as non-taxable Australian property (NTAP).
- 2 (Australians Only) The amount in the 'Attribution (\$)' column needs to be increased by the AMIT CGT Gross Up Amount and offset by any capital losses you may choose to apply before applying your appropriate discount concession (ie 50% for individuals and trusts and 33.3% for complying superannuation entities).
- 3 This represents the total amount of cash distributed in relation to all capital gains not already reflected in the capital gain amounts above.
- 4 AMIT CGT Gross Up Amount represents the gross up of the Discount Capital Gains.

The AMIT cost base net amount is nil.

Please retain for your tax records



AMIT Member Annual Statement

Please retain this statement for income tax purposes.

Anatolij & Jennifer Pugatschew ATF
Pugatschew Superannuation Fund
48 Osmond Terrace
NORWOOD SA 5067

Perpetual Wholesale Funds

Client number	400041446
Account number	AC800023912
Issue date	14 July 2020
Reporting period	01 July 2019 - 30 June 2020
Client services	1800 022 033

Adviser Michael McCabe

Account name Anatolij & Jennifer Pugatschew ATF
Pugatschew Superannuation Fund

Part A - Your details

Account name	Anatolij & Jennifer Pugatschew ATF Pugatschew Superannuation Fund
Investor type	Superannuation fund
Tax File Number (TFN)	ABN provided
Account status	Active

Part B - Tax return information

This summary applies to resident individuals who hold their investment on capital account. Part C has information for all taxpayers. Use the information in this statement in preference to any amounts automatically downloaded using myTax or your tax agent's pre-filing service.

	Tax return reference	Amount
Partnerships and trusts		
Non-primary production income		
Share of net income from trusts, less net capital gains, foreign income and franked distributions	13U	\$3,167.81
Franked distributions from trusts	13C	\$1,264.06
Share of credits from income and tax offsets		
Franking credits	13Q	\$431.65
Foreign source income		
Assessable foreign source income	20E	\$71.26
Other net foreign source income	20M	\$71.26
Foreign income tax offset	20O	\$11.10

Part C - Detailed information

Perpetual Wholesale Funds - Perpetual Wholesale Diversified Income Fund

	Distribution / cash	Franking credits / tax offsets	Attributed amount in excess of distribution	Attributed amount
Australian income				
Interest	\$2,885.54			\$2,885.54
Interest - not subject to non-resident withholding tax	\$7.12			\$7.12
Non-primary production income	\$2,892.66			\$2,892.66
Other non assessable amounts				
Non attributable / tax deferred amounts	\$306.16			
Total non assessable amounts	\$306.16			
Gross distribution	\$3,198.82			
Attributed amount in excess of distributions			\$0.00	
Net distribution	\$3,198.82			
AMIT cost base adjustment				
AMIT cost base decrease amount	\$306.16			

Part C - Detailed information**Perpetual Wholesale Funds - Perpetual Wholesale Australian Share Fund**

	Distribution / cash	Franking credits / tax offsets	Attributed amount in excess of distribution	Attributed amount
Australian income				
Interest	\$19.47			\$19.47
Dividends unfranked	\$56.83			\$56.83
Dividends - conduit foreign income (CFI)	\$186.39			\$186.39
Other income	\$12.46			\$12.46
Non-primary production income	\$275.15			\$275.15
Dividends franked	\$832.41	\$431.65		\$1,264.06
Franked distributions from trusts	\$832.41	\$431.65		\$1,264.06
Foreign income				
Assessable foreign income	\$60.16	\$11.10		\$71.26
Total foreign source income	\$60.16	\$11.10		\$71.26
Gross distribution	\$1,167.72			
Attributed amount in excess of distributions			\$0.00	
Net distribution	\$1,167.72			

Important notes

Attribution Managed Investment Trust (AMIT) regime

Perpetual Investment Management Limited, as the responsible entity, elected into the AMIT regime for the Funds included on this AMIT Member Annual (AMMA) statement.

Investors are subject to tax on the income of the Fund that is attributed to them. The income that has been attributed to you is based on the distributions you have received.

Joint accounts

If this tax statement is for a joint account, it includes 100% of all amounts relevant to the joint account and does not split them between each joint account holder.

Member advice fees

The deductibility of any member advice fee depends on why the amount was paid. If it was paid for the purpose of drawing up a new investment or financial plan, the amount will not be deductible. In contrast, a fee paid for the on-going management of an investment portfolio, which can include the switching of investments, may be deductible. You can turn off the member advice fee at any time by instructing us in writing.

CGT Information

If you are a corporate or a superannuation entity, the capital gains information in Part B of this tax statement will not be applicable to you.

Please refer to our Guide which will assist you with the information provided on this tax statement.

Disclaimer

Perpetual can't give you specific tax advice. We recommend that you see a tax adviser about your situation.

Contact us

Reply Paid 4171
GPO Box 4171
Sydney NSW 2001
Australia

Phone 1800 022 033 (in Australia)
0800 442 261 (in New Zealand)
+61 2 9229 9000 (international)

Fax +61 2 8256 1427

Email investments@perpetual.com.au

Web www.perpetual.com.au



Australian Government
Australian Taxation Office

Agent COULL & PRIOR PTY LTD
Client THE TRUSTEE FOR THE
PUGATSCHEW
SUPERANNUATION FUND
ABN 18 608 330 075
TFN 917 092 547

Income tax 551

Date generated	10/12/2020
Overdue	\$0.00
Not yet due	\$0.00
Balance	\$0.00

Transactions

4 results found - from 01 January 2019 to 10 December 2020 sorted by processed date ordered newest to oldest

Processed date	Effective date	Description	Debit (DR)	Credit (CR)	Balance
28 Apr 2020	1 May 2020	EFT refund for Income Tax for the period from 01 Jul 18 to 30 Jun 19	\$2,153.15	✓	\$0.00
28 Apr 2020	28 Apr 2020	Tax return Self Man Superfund - Income Tax for the period from 01 Jul 18 to 30 Jun 19		\$2,153.15	\$2,153.15 CR
18 Apr 2019	26 Apr 2019	EFT refund for Income Tax for the period from 01 Jul 17 to 30 Jun 18	\$4,212.94		\$0.00
18 Apr 2019	18 Apr 2019	Tax return Self Man Superfund - Income Tax for the period from 01 Jul 17 to 30 Jun 18		\$4,212.94	\$4,212.94 CR



Australian Government
Australian Taxation Office

Agent COULL & PRIOR PTY LTD
Client THE TRUSTEE FOR THE
PUGATSCHEW
SUPERANNUATION FUND
ABN 18 608 330 075
TFN 917 092 547

L2

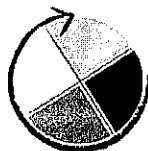
Activity statement 001

Date generated	10/12/2020
Overdue	\$0.00
Not yet due	\$0.00
Balance	\$0.00

Transactions

2 results found - from 01 January 2019 to 10 December 2020 sorted by processed date ordered newest to oldest

Processed date	Effective date	Description	Debit (DR)	Credit (CR)	Balance
5 May 2019	29 Apr 2019	Original Activity Statement for the period ending 31 Mar 19		✓ \$0.00	\$0.00
3 Mar 2019	28 Feb 2019	Original Activity Statement for the period ending 31 Dec 18		✓ \$0.00	\$0.00



CPB Financial Services
Relationships | Solutions | Support

CPB Financial Services Pty Ltd
ABN 76 008 286 897
trading as **CPB Financial Planning Services**

285 St Vincent Street
PO Box 230
Port Adelaide SA 5015

Tel 08 8341 2411
Fax 08 8341 1490
Email cpb@cpb.com.au
www.cpb.com.au

CPB Fee for Service Finplan Advice Pty Ltd

TAX INVOICE

Issue Date
30.6.2020

Due Date
30.06.2020

Invoice number
SMSF ANNUAL

Adviser
Keiran McPhee

Pugatschew SMSF

Account Summary

	DESCRIPTION	AMOUNT
	Professional Services Keiran McPhee	
	Annual service fee Self-managed Superannuation Fund	\$3,499.92
	(GST Inclusive)	
TOTAL DUE		<u>\$3,499.92</u>

Please make your payment to:

Account name: Finplan Advice Pty Ltd
Bank: Westpac Branch: Castle Plaza Edwardstown
BSB: 035048
Account number: 392904

Reference: **Paid monthly over the year (paid).**

Should you have any questions please contact us on 08 8341 2411.

Advisers: Keiran McPhee, Robert Steventon and Vanita Barry



PO BOX 553
PORT ADELAIDE SA 5015
Telephone: 8447 4433
ABN: 12 359 515 436

www.coullandprior.com.au
mgr@coullandprior.com.au

Invoice Date
06 April 2020

Invoice No.
18003

Client Code
PUGAT

Tst For The Pugatschew Superannuation
Fund
48 Osmond Terrace
NORWOOD SA 5067

TAX INVOICE

FOR PROFESSIONAL SERVICES

Preparation and lodgement of income tax return for the income year ended 30 June 2019,
including Financial Statements & Member Statements. General discussions and advice to date. 2,000.00

Independent Audit 400.00

Our Fee Total 2,400.00
Plus: GST 240.00

TOTAL FEE \$2,640.00

Remittance Advice - Please return with your payment
Payment required within fourteen (14) Days from date of Invoice
to avoid monthly late fee of \$15. Due Date - 20 April 2020

Tst For The Pugatschew Superannuation Fund

Client Code: PUGAT
Payment of: \$2,640.00
Invoice Date: 06 April 2020
Invoice No: 18003

Please find enclosed a cheque for:

Or Debit my:

Card No.:

Expiry Date: / Amount: \$

Name of Cardholder:

Signature of Cardholder:



Direct Credit Details: Westpac Banking Corp BSB: 035 031 Account No: 255663
or this invoice can be paid over the phone by Credit Card

Wendy Wombwell

From: David Vannetiello
Sent: Thursday, 21 January 2021 11:19 AM
To: Wendy Wombwell
Cc: Keiran McPhee
Subject: PUGATSCHEW SMSF

Hi Wendy, I have the following queries from Sara to help complete this fund's tax return for 2020:

1) Distributions & Annual Tax Statements: 27301

Please confirm that the Ironbark distribution of \$44,614.07 was received early in the 2021 financial year (ie that it is correct to bring in a distribution receivable of \$44,614.07 per the 2020 Annual Tax Statement – as it is an unusually large amount)

b. Copy of Perpetual Wholesale Aust Share Fund 2020 Tax Statement

c. Copy of Perpetual Wholesale Diversified Income Fund 2020 Tax Statement

2) Confirmation of Holdings

a. Ironbark Holding Confirmation of Units on Hand 30 June 2020, if any (appears that all units were sold May 2020 for \$98,245.25, however we do not have a confirmation of the actual no. of units sold on file)

b. Benneelong Ex-20 Confirmation of Units on Hand 30 June 2020

c. How many PIMCO Div Fixed Interest units were purchased on 22/07/2019 for \$100,000? Can see that PIMCO was purchased, however we do not have confirmation of how many units on file.

d. PIMCO Div Fixed Interest Confirmation of Units on Hand 30 June 2020

e. L1 Capital Long Short Fund Confirmation of Units on Hand 30 June 2020

3) Copy of invoice for \$3,499.92 advisor fees paid 2020 year.

Thanks.

David Vannetiello AIPA, ATIA, AdvDip
Managing Director

***We have a duty to provide a safe office environment for our staff and clients. In light of current COVID-19 concerns, rather than close our doors to clients we ask that if you are due to attend our offices that you respect the social-distancing rules. ***

T (08)8447 4433 F (08)8341 1490
E david@coullandprior.com.au W www.coullandprior.com.au

285 St Vincent Street, Port Adelaide SA 5015
PO Box 553, Port Adelaide SA 5015



Like us on Facebook for ATO updates, small business news and lodgement deadlines.