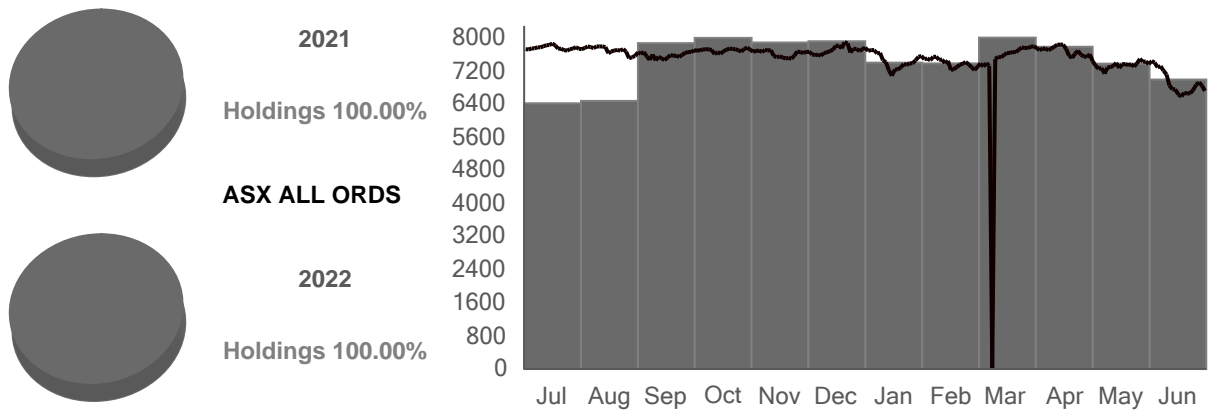




Financial Year Summary

01 Jul 2021 - 30 Jun 2022

Summary Information A/C 180546	+/-	
Holdings valuation at start of period		\$19,296.55
Holdings valuation at end of period	\$1,800.94	\$21,097.49
Portfolio at start of period		\$19,296.55
Portfolio at end of period	\$1,800.94	\$21,097.49
Total portfolio value		\$21,097.49
Total brokerage		\$19.95
Information service fees		\$0.00
Estimated dividends and distributions		\$829.38
Estimated franking credits		\$268.51



While every effort has been made to provide you with an accurate statement, we give no warranty of accuracy or reliability and take no responsibility for any errors or omissions including negligence by any officers, employees or agents. We encourage you to confirm the information, holdings and valuations contained herein. Information contained in the report may only relate to the period since you commenced our service.

Copyright © 2022 Third Party Platform Pty Limited. All rights reserved.

Macquarie Online Trading is a service provided by Third Party Platform Pty Ltd ("TPP") ABN 74 121 227 905 AFSL No. 314341, at the request of Macquarie Bank Limited ABN 46 008 583 542 AFSL 237502 ("MBL"). TPP is a Participant of the ASX Group. Neither TPP nor MBL are representatives of each other. Some of the fees paid to TPP for the provision of its services will be remitted to MBL. TPP and MBL do not provide personal financial advice in relation to Macquarie Online Trading. You should consider your own financial situation, particular needs and investment objectives before acting on any of the information available on this report.

Holdings valuation

01 Jul 2021 - 30 Jun 2022

Holdings valuation at 1 Jul 2021

\$19,296.55

Equities

ASX code	Description	Quantity	Cost Price	Price	Value
COL	COLESGROUP FPO	65	\$16.00	\$17.090	\$1,110.85
ETHI	BETASUST ETF UNITS	100	\$10.45	\$12.770	\$1,277.00
MGOC	MAGGLOBOC OPEN CL	387	\$2.55	\$2.750	\$1,064.25
MQG	MACQ GROUP FPO	10	\$107.88	\$156.430	\$1,564.30
MVW	VE EQ WGHT ETF UNITS	40	\$25.27	\$33.160	\$1,326.40
STW	SPDR 200 ETF UNITS	75	\$66.86	\$67.790	\$5,084.25
WPL	WOODSIDE FPO	200	\$19.46	\$22.210	\$4,442.00
XRO	XERO FPO	25	\$132.64	\$137.100	\$3,427.50
Sub total					\$19,296.55

Holdings valuation at 30 Jun 2022

\$21,097.49

Equities

ASX code	Description	Quantity	Cost Price	Price	Value
A TEC	BETAATEC ETF UNITS	160	\$25.23	\$14.800	\$2,368.00
COL	COLESGROUP FPO	65	\$16.00	\$17.810	\$1,157.65
ETHI	BETASUST ETF UNITS	100	\$10.45	\$10.570	\$1,057.00
MGOC	MAGGLOBOC OPEN CL	387	\$2.55	\$2.320	\$897.84
MQG	MACQ GROUP FPO	10	\$107.88	\$164.510	\$1,645.10
MVW	VE EQ WGHT ETF UNITS	40	\$25.27	\$30.510	\$1,220.40
STW	SPDR 200 ETF UNITS	75	\$66.86	\$59.460	\$4,459.50
WDS	WOODSIDE FPO	200	\$19.46	\$31.840	\$6,368.00
XRO	XERO FPO	25	\$132.64	\$76.960	\$1,924.00

While every effort has been made to provide you with an accurate statement, we give no warranty of accuracy or reliability and take no responsibility for any errors or omissions including negligence by any officers, employees or agents. We encourage you to confirm the information, holdings and valuations contained herein. Information contained in the report may only relate to the period since you commenced our service.

Copyright © 2022 Third Party Platform Pty Limited. All rights reserved.

Macquarie Online Trading is a service provided by Third Party Platform Pty Ltd ("TPP") ABN 74 121 227 905 AFSL No. 314341, at the request of Macquarie Bank Limited ABN 46 008 583 542 AFSL 237502 ("MBL"). TPP is a Participant of the ASX Group. Neither TPP nor MBL are representatives of each other. Some of the fees paid to TPP for the provision of its services will be remitted to MBL. TPP and MBL do not provide personal financial advice in relation to Macquarie Online Trading. You should consider your own financial situation, particular needs and investment objectives before acting on any of the information available on this report.

Holdings valuation (continued)

01 Jul 2021 - 30 Jun 2022

Sub total

\$21,097.49

While every effort has been made to provide you with an accurate statement, we give no warranty of accuracy or reliability and take no responsibility for any errors or omissions including negligence by any officers, employees or agents. We encourage you to confirm the information, holdings and valuations contained herein. Information contained in the report may only relate to the period since you commenced our service.

Copyright © 2022 Third Party Platform Pty Limited. All rights reserved.

Macquarie Online Trading is a service provided by Third Party Platform Pty Ltd ("TPP") ABN 74 121 227 905 AFSL No. 314341, at the request of Macquarie Bank Limited ABN 46 008 583 542 AFSL 237502 ("MBL"). TPP is a Participant of the ASX Group. Neither TPP nor MBL are representatives of each other. Some of the fees paid to TPP for the provision of its services will be remitted to MBL. TPP and MBL do not provide personal financial advice in relation to Macquarie Online Trading. You should consider your own financial situation, particular needs and investment objectives before acting on any of the information available on this report.

Holdings valuation (continued)

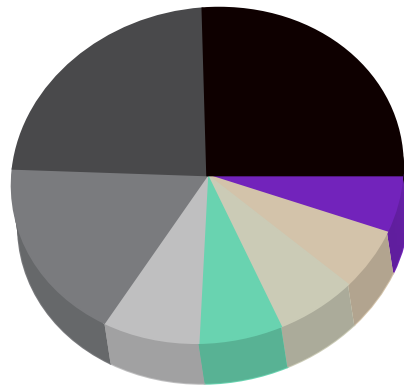
01 Jul 2021 - 30 Jun 2022

Holdings valuation at 1 Jul 2021

\$19,296.55

Holdings composition 1 Jul 2021

STW 26.35%	MQG 8.11%	COL 5.76%
WPL 23.02%	MVW 6.87%	MGOC 5.52%
XRO 17.76%	ETHI 6.62%	

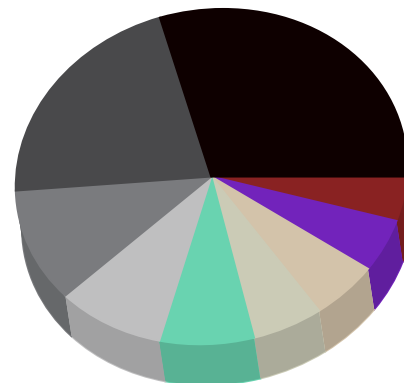


Holdings valuation at 30 Jun 2022

\$21,097.49

Holdings composition 30 Jun 2022

WDS 30.18%	XRO 9.12%	COL 5.49%
STW 21.14%	MQG 7.80%	ETHI 5.01%
ATEC 11.22%	MVW 5.78%	MGOC 4.26%



While every effort has been made to provide you with an accurate statement, we give no warranty of accuracy or reliability and take no responsibility for any errors or omissions including negligence by any officers, employees or agents. We encourage you to confirm the information, holdings and valuations contained herein. Information contained in the report may only relate to the period since you commenced our service.

Copyright © 2022 Third Party Platform Pty Limited. All rights reserved.

Macquarie Online Trading is a service provided by Third Party Platform Pty Ltd ("TPP") ABN 74 121 227 905 AFSL No. 314341, at the request of Macquarie Bank Limited ABN 46 008 583 542 AFSL 237502 ("MBL"). TPP is a Participant of the ASX Group. Neither TPP nor MBL are representatives of each other. Some of the fees paid to TPP for the provision of its services will be remitted to MBL. TPP and MBL do not provide personal financial advice in relation to Macquarie Online Trading. You should consider your own financial situation, particular needs and investment objectives before acting on any of the information available on this report.

Transaction summary

01 Jul 2021 - 30 Jun 2022

Equities

ATEC BETAAUSTECHNOLOGYETF ETF UNITS

Date	Type	Action	Quantity	Unit price	Trade value	Brokerage	Other fees	GST	Total value
24/09/2021	Buy	B21369319	160	\$25.1100	\$4,017.60	\$18.14	\$0.00	\$1.81	\$4,037.55
Sub total			160						

While every effort has been made to provide you with an accurate statement, we give no warranty of accuracy or reliability and take no responsibility for any errors or omissions including negligence by any officers, employees or agents. We encourage you to confirm the information, holdings and valuations contained herein. Information contained in the report may only relate to the period since you commenced our service.

Copyright © 2022 Third Party Platform Pty Limited. All rights reserved.

Macquarie Online Trading is a service provided by Third Party Platform Pty Ltd ("TPP") ABN 74 121 227 905 AFSL No. 314341, at the request of Macquarie Bank Limited ABN 46 008 583 542 AFSL 237502 ("MBL"). TPP is a Participant of the ASX Group. Neither TPP nor MBL are representatives of each other. Some of the fees paid to TPP for the provision of its services will be remitted to MBL. TPP and MBL do not provide personal financial advice in relation to Macquarie Online Trading. You should consider your own financial situation, particular needs and investment objectives before acting on any of the information available on this report.

Brokerage & information services

01 Jul 2021 - 30 Jun 2022

September 2021	Amount	GST	Total
Brokerage and trail fees	\$18.14	\$1.81	\$19.95
Information services	\$0.00	\$0.00	\$0.00
	\$18.14	\$1.81	\$19.95

Brokerage total	\$18.14	\$1.81	\$19.95
Information services total	\$0.00	\$0.00	\$0.00

While every effort has been made to provide you with an accurate statement, we give no warranty of accuracy or reliability and take no responsibility for any errors or omissions including negligence by any officers, employees or agents. We encourage you to confirm the information, holdings and valuations contained herein. Information contained in the report may only relate to the period since you commenced our service.

Copyright © 2022 Third Party Platform Pty Limited. All rights reserved.

Macquarie Online Trading is a service provided by Third Party Platform Pty Ltd ("TPP") ABN 74 121 227 905 AFSL No. 314341, at the request of Macquarie Bank Limited ABN 46 008 583 542 AFSL 237502 ("MBL"). TPP is a Participant of the ASX Group. Neither TPP nor MBL are representatives of each other. Some of the fees paid to TPP for the provision of its services will be remitted to MBL. TPP and MBL do not provide personal financial advice in relation to Macquarie Online Trading. You should consider your own financial situation, particular needs and investment objectives before acting on any of the information available on this report.

Estimated dividends & distributions

01 Jul 2021 - 30 Jun 2022

ATEC BETA AUSTRALIAN TECHNOLOGY ETF UNITS

Ex div. date	Payment date	Type	Div. amount	Franking %	Balance	Franking credit	Est. dividend
04/01/2022	19/01/2022	Interim	\$0.027248	77.73%	160	\$1.45	\$4.36
Estimated sub total						\$1.45	\$4.36

COL COLES GROUP ORDINARY

Ex div. date	Payment date	Type	Div. amount	Franking %	Balance	Franking credit	Est. dividend
26/08/2021	28/09/2021	Final	\$0.28	100.00%	65	\$7.80	\$18.20
03/03/2022	31/03/2022	Interim	\$0.33	100.00%	65	\$9.19	\$21.45
Estimated sub total						\$16.99	\$39.65

ETHI BETA SUSTAINABILITY ETF UNITS

Ex div. date	Payment date	Type	Div. amount	Franking %	Balance	Franking credit	Est. dividend
01/07/2021	16/07/2021	Final	\$0.656943	0.00%	100	\$0.00	\$65.69
04/01/2022	19/01/2022	Interim	\$0.018701	0.00%	100	\$0.00	\$1.87
Estimated sub total						\$0.00	\$67.56

MGOC MAGELLAN LOOP OPEN CLASS

Ex div. date	Payment date	Type	Div. amount	Franking %	Balance	Franking credit	Est. dividend
01/07/2021	21/07/2021	Final	\$0.051	0.00%	387	\$0.00	\$19.74
04/01/2022	19/01/2022	Interim	\$0.051	0.00%	387	\$0.00	\$19.74
Estimated sub total						\$0.00	\$39.48

While every effort has been made to provide you with an accurate statement, we give no warranty of accuracy or reliability and take no responsibility for any errors or omissions including negligence by any officers, employees or agents. We encourage you to confirm the information, holdings and valuations contained herein. Information contained in the report may only relate to the period since you commenced our service.

Copyright © 2022 Third Party Platform Pty Limited. All rights reserved.

Macquarie Online Trading is a service provided by Third Party Platform Pty Ltd ("TPP") ABN 74 121 227 905 AFSL No. 314341, at the request of Macquarie Bank Limited ABN 46 008 583 542 AFSL 237502 ("MBL"). TPP is a Participant of the ASX Group. Neither TPP nor MBL are representatives of each other. Some of the fees paid to TPP for the provision of its services will be remitted to MBL. TPP and MBL do not provide personal financial advice in relation to Macquarie Online Trading. You should consider your own financial situation, particular needs and investment objectives before acting on any of the information available on this report.

Estimated dividends & distributions (continued)

01 Jul 2021 - 30 Jun 2022

MQG MACQUARIE GROUP LTD ORDINARY

Ex div. date	Payment date	Type	Div. amount	Franking %	Balance	Franking credit	Est. dividend
17/05/2021	02/07/2021	Final	\$3.35	40.00%	10	\$5.74	\$33.50
08/11/2021	14/12/2021	Interim	\$2.72	40.00%	10	\$4.66	\$27.20
Estimated sub total						\$10.40	\$60.70

MVW VANECK EQUAL WEIGHT ETF UNITS

Ex div. date	Payment date	Type	Div. amount	Franking %	Balance	Franking credit	Est. dividend
01/07/2021	23/07/2021	Final	\$0.34	76.00%	40	\$4.43	\$13.60
04/01/2022	19/01/2022	Interim	\$0.52	74.00%	40	\$6.60	\$20.80
Estimated sub total						\$11.03	\$34.40

STW SPDR 200 FUND ETF UNITS

Ex div. date	Payment date	Type	Div. amount	Franking %	Balance	Franking credit	Est. dividend
29/06/2021	12/07/2021	Final	\$0.54307	39.90%	75	\$6.96	\$40.73
29/09/2021	12/10/2021	Interim	\$1.056612	88.03%	75	\$29.90	\$79.25
30/12/2021	13/01/2022	Interim	\$0.465772	70.97%	75	\$10.63	\$34.93
30/03/2022	12/04/2022	Interim	\$0.719095	89.57%	75	\$20.70	\$53.93
Estimated sub total						\$68.19	\$208.84

While every effort has been made to provide you with an accurate statement, we give no warranty of accuracy or reliability and take no responsibility for any errors or omissions including negligence by any officers, employees or agents. We encourage you to confirm the information, holdings and valuations contained herein. Information contained in the report may only relate to the period since you commenced our service.

Copyright © 2022 Third Party Platform Pty Limited. All rights reserved.

Macquarie Online Trading is a service provided by Third Party Platform Pty Ltd ("TPP") ABN 74 121 227 905 AFSL No. 314341, at the request of Macquarie Bank Limited ABN 46 008 583 542 AFSL 237502 ("MBL"). TPP is a Participant of the ASX Group. Neither TPP nor MBL are representatives of each other. Some of the fees paid to TPP for the provision of its services will be remitted to MBL. TPP and MBL do not provide personal financial advice in relation to Macquarie Online Trading. You should consider your own financial situation, particular needs and investment objectives before acting on any of the information available on this report.

Estimated dividends & distributions (continued)

01 Jul 2021 - 30 Jun 2022

WPL		WOODSIDE PETROLEUM ORDINARY					
Ex div. date	Payment date	Type	Div. amount	Franking %	Balance	Franking credit	Est. dividend
30/08/2021	24/09/2021	Interim	\$0.410341	100.00%	200	\$35.17	\$82.07
24/02/2022	23/03/2022	Final	\$1.461581	100.00%	200	\$125.28	\$292.32
Estimated sub total						\$160.45	\$374.39
Estimated total						\$268.51	\$829.38

The information presented in this report is a general estimation and is intended as a guide for indicative purposes only. It is an extrapolation of our understanding of your holdings against publicly available dividend entitlement and payment information. It should not be considered a replacement for your own records. We encourage you to confirm the information and holdings represented here.

While every effort has been made to provide you with an accurate statement, we give no warranty of accuracy or reliability and take no responsibility for any errors or omissions including negligence by any officers, employees or agents. We encourage you to confirm the information, holdings and valuations contained herein. Information contained in the report may only relate to the period since you commenced our service.

Copyright © 2022 Third Party Platform Pty Limited. All rights reserved.

Macquarie Online Trading is a service provided by Third Party Platform Pty Ltd ("TPP") ABN 74 121 227 905 AFSL No. 314341, at the request of Macquarie Bank Limited ABN 46 008 583 542 AFSL 237502 ("MBL"). TPP is a Participant of the ASX Group. Neither TPP nor MBL are representatives of each other. Some of the fees paid to TPP for the provision of its services will be remitted to MBL. TPP and MBL do not provide personal financial advice in relation to Macquarie Online Trading. You should consider your own financial situation, particular needs and investment objectives before acting on any of the information available on this report.