

SELF MANAGED SUPER FUNDS

COMPUTER FILE INDEX & JOURNALS

CLIENT: Beannaithe Pty Ltd ATF

CODE: WILIOC

Beannaithe SMSF

YEAR: 2021

Superfund

<input checked="" type="checkbox"/>
<input type="checkbox"/>
<input type="checkbox"/>
<input type="checkbox"/>

Please tick

STS:	YES	<input checked="" type="radio"/> NO
GST:	YES	<input checked="" type="radio"/> NO
Please circle		

Prepared by:

RC

Reviewed by:

[Signature]

INDUSTRY: Investments / Rental Properties

e.g fishing, advertising, road freight haulage - please be specific

Schedule Reference	INDEX	Tick If Applicable
A-1	TRIAL BALANCE	<input checked="" type="checkbox"/>
A-2	QUERIES / NOTES	
A-3	Journal entries	<input checked="" type="checkbox"/>
B-1	PROFIT & LOSS	<input checked="" type="checkbox"/>
B-2	BALANCE SHEET	<input checked="" type="checkbox"/>
B-3	MEMBERS LOANS	<input checked="" type="checkbox"/>
C-1	TAXATION	<input checked="" type="checkbox"/>
D-1	CASH/TERM DEPOSITS	<input checked="" type="checkbox"/>
E-1	INVESTMENTS/SHARE PORTFOLIO	<input checked="" type="checkbox"/>
F-1	PROPERTY	<input checked="" type="checkbox"/>
G-1	OTHER ASSETS	
H-1	LIABILITIES	
J-1	TRUST DEED EXTRACTS	
K-1	INVESTMENT STRATEGY	
L-1	MINUTES	
L-2	MINUTES	
L-3	MINUTES	
M-1	CONTRIBUTIONS	<input checked="" type="checkbox"/>
N-1	INTEREST RECEIVED	<input checked="" type="checkbox"/>
O-1	DIVIDENDS RECEIVED	<input checked="" type="checkbox"/>
P-1	RENT RECEIVED	<input checked="" type="checkbox"/>
Q-1	EXPENSES	<input checked="" type="checkbox"/>
	excel/office photocopy master	

BEANNAITHE SMSF
ABN 14 609 236 085
Comparative Trial Balance as at 30 June 2021

	2021 \$ Dr	2021 \$ Cr	2020 \$ Dr	2020 \$ Cr
Income				
0550		1,038.32		
0551		292.82		
0567		11,468.77		19,539.66
0575		42.24		93.37
0578		1,012.29		
0584		336.01		
0601		1,175.49		
0700				
0700.01		11,079.08		10,885.52
0700.02		10,465.73		11,305.64
0716				
0716.01		24,791.54		25,227.62
0716.02		4,166.89		2,699.23
0750				
0750.01		100,000.00		
0750.02		34,500.00		
0760				
0760.02		15,500.00		2,147.34
0940		65,000.00		
0950		85,889.26	51,482.36	

These financial statements are unaudited. They must be read in conjunction with the attached Accountant's Compilation Report and Notes which form part of these financial statements.

BEANNAITHE SMSF
ABN 14 609 236 085
Comparative Trial Balance as at 30 June 2021

	2021	2021	2020	2020
	\$ Dr	\$ Cr	\$ Dr	\$ Cr
Expenses				
1510	Accountancy	4,168.00		958.00
1518	Administration fees	4,400.00		2,200.00
1535	Audit fees	880.00		
1545	Bank Fees And Charges	6.00		3.60
1615	Depreciation	331.00		390.00
1685	Filing Fees	109.00		53.00
1755	Insurance	3,332.75		2,760.18
1798	Management fees	2,934.31		2,894.38
1935	Supervisory levy	259.00		259.00
1988	Electricity & gas			
1988.01	Electricity & gas	1,022.36		1,261.59
1988.02	Electricity & gas	1,203.87		848.91
1990	Inspection fees			
1990.01	Inspection fees	160.00		120.00
1990.02	Inspection fees	120.00		80.00
1991	Management agent fees			
1991.01	Management agent fees	760.51		727.30
1991.02	Management agent fees	706.97		727.29
1992	Repairs and maintenance			
1992.01	Repairs and maintenance	263.90		871.00
1992.02	Repairs and maintenance	284.90		108.90
1994	Strata levies			
1994.01	Strata levies	1,905.00		1,905.00
1994.02	Strata levies	1,371.75		1,371.75
1995	Rates and taxes			
1995.01	Rates and taxes	1,268.72		1,402.76
1995.02	Rates and taxes	1,273.35		1,402.76
1996	Water charges			
1996.01	Water charges	726.75		768.84
1996.02	Water charges	618.75		640.70
1998	Income tax expense - earnings			
1998.01	Income tax expense - earnings	31,903.21		1,615.38
1998.02	Income tax expense - earnings	556.58		1,161.62
1999	Income tax expense - contrib'n			
1999.01	Income tax expense - contrib'n	3,718.73		3,784.20
1999.02	Income tax expense - contrib'n	2,950.03		726.90

These financial statements are unaudited. They must be read in conjunction with the attached Accountant's Compilation Report and Notes which form part of these financial statements.

BEANNAITHE SMSF
ABN 14 609 236 085
Comparative Trial Balance as at 30 June 2021

	2021	2021	2020	2020
	\$ Dr	\$ Cr	\$ Dr	\$ Cr
Current Assets				
2000	ANZ - 61883	55,016.29	13,004.25	
2002	Care Portfolio cash account	300,645.63	23,620.79	
Non Current Assets				
2701	Care Growth Portfolio	359,356.49	263,119.35	
2702	Care Active Portfolio	80,086.18	57,249.47	
2703	Care Enhanced Portfolio	51,393.67	32,749.06	
2704	Care International Portfolio	56,980.41	42,169.19	
2815	8/73 King George Street	205,000.00	175,000.00	
2816	8/169 Hubert Street	195,000.00	160,000.00	
	Fixtures & Fittings - 8/169			
2831	Hubert St	1,386.00	1,386.00	
2834	Less: Accumulated depreciation		688.00	565.00
	Fixtures & Fittings -8/73 King			
2835	George St	2,090.00	2,090.00	
2839	Less: Accumulated depreciation		911.00	703.00
2950	Preliminary expenses	429.00	429.00	
Current Liabilities				
3325	Taxation		34,260.21	3,458.02
Equity				
4000	Opening balance - Members fund			
4000.01	Opening balance - Members fund		282,043.38	273,178.37
4000.02	Opening balance - Members fund		317,282.40	327,464.40
4000.03	Opening balance - Members fund		166,765.00	182,185.00
4050	Transfers from other funds			
4050.01	Transfers from other funds		213,710.37	
4080	Benefits paid			
4080.03	Benefits paid	7,800.00	8,110.00	
4199	Yet To Be Allocated		0.31	0.36
		1,382,419.11	1,382,419.11	859,452.53
			859,452.53	
	Net Profit		299,523.00	8,627.04

These financial statements are unaudited. They must be read in conjunction with the attached Accountant's Compilation Report and Notes which form part of these financial statements.

JOURNAL ENTRY

ENTITY__ Beannaithe SMSF _____

JOURNAL NO__ Page 1 ____

PERIOD COVERED FROM_01/07/2020_TO_30/06/2021_

PERIOD NO__ 30 June 2021 ____

Date	Account	Code	Dr	Cr	Client Code	Narration
30/06/2021	Strata levies	1994.01	1,905.00			Being property expenses for 8/73
	Agent Fees	1991.01	760.51			King George St
	Inspection Fees	1990.01	160.00			POSTED
	Repairs & Maint	1992.01	263.90			
	Water	1996.01	726.75			
	Electricity	1988.01	1,022.36			
	Rent received	700.01		4,838.52		
30/06/2021	Strata levies	1994.02	1,371.75			Being property expenses for Hubert St
	Agent Fees	1991.02	706.97			POSTED
	Inspection Fees	1990.02	120.00			
	Repairs & Maint	1992.02	284.90			
	Water	1996.02	618.75			
	Electricity	1988.02	1,203.87			
	Rent received	700.02		4,306.24		
30/06/2021	8/73 King George St	2815	30,000.00			Being increase in value of properties
	8/169 Hubert St	2816	35,000.00			POSTED
	Change in NMV	940		65,000.00		
30/06/2021	Capital Gains	601	23,938.32			Being cost base of shares sold
	Care Growth	2701		11,778.14		POSTED
	Care Active	2702		4,081.73		
	Care Enhanced	2703		6,246.08		
	Care International	2704		1,832.37		
30/06/2021	Distributions	567	1,872.62			Being dividends received
	Dividends - Franked	550		726.82		POSTED
	Dividends - Unfranked	551		292.82		
	Foreign Income	578		852.98		
						<i>[Signature]</i>

JOURNAL ENTRY

ENTITY Beannaithe SMSFJOURNAL NO Page 2PERIOD COVERED FROM 01/07/2020 TO 30/06/2021PERIOD NO 30 June 2021

Date	Account	Code	Dr	Cr	Client Code	Narration
30/06/2021	Taxation	3325	470.81			Being franking credits & FITO
	Dividends franked	550		311.50		POSTED
	Foreign Income	578		159.31		
30/06/2021	Taxation	3325	1,658.57			Being franking credits & FITO on
	Distributions	567		1,658.57		distributions POSTED
30/06/2021	Care Growth	2701	58,241.66			Being increase in portfolio values
	Care Active	2702	16,242.43			POSTED
	Care Enhanced	2703	4,830.14			
	Care International	2704	6,575.03			
	Changes in NMV	950		85,889.26		
30/06/2021	Non-Concessional	750.02	15,500.00			Being amount claimed as deduction
	Concessional cont'n	760.02		15,500.00		POSTED
30/06/2021	Supervisory Levy	1935	259.00			Being levy charged by the ATO
	Taxation	3325		259.00		POSTED
30/06/2021	Income tax - contr'n	1999.01	3,718.73			Being income tax on contributions
	Income tax - contr'n	1999.02	2,950.03			POSTED
	Taxation	3325		6,668.76		
30/06/2021	Income tax - earnings	1998.01	31,116.05			Being tax on untaxed element transfer
	Taxation	3325		31,116.05		POSTED
30/06/2021	Income tax - earnings	1998.01	787.16			Being income tax on earnings
	Income tax - earnings	1998.02	556.58			POSTED
	Taxation	3325		1,343.74		
30/06/2021	Employer Cont'ns	716.01	2,902.81			Being correctly allocate contributions
	Employer Cont'ns	716.01		2,902.81		POSTED

BEANNAITHE SMSF
ABN 14 609 236 085
Detailed Operating Statement
For the year ended 30 June 2021

	Note	2021 \$	2020 \$
Revenue			
Employers contributions			
Employers contributions		24,792	25,228
Employers contributions		4,167	2,699
Non concessional contributions			
Non concessional contributions		100,000	
Non concessional contributions		34,500	
Members taxable contributions			
Members taxable contributions		15,500	2,147
Dividends - franked		1,038	
Dividends - unfranked		293	
Distribution from trusts		11,469	19,540
Interest received		42	93
Net foreign income		1,012	
Other income		336	
Accounting capital gains		1,175	
Changes in NMV - Land & Buildings		65,000	
Changes in NMV - Investments		85,889	(51,482)
Rent Received			
8/73 King George Street		11,079	10,886
8/169 Hubert Street		10,466	11,306
Total revenue		366,758	20,416

These financial statements are unaudited. They must be read in conjunction with the attached Accountant's Compilation Report and Notes which form part of these financial statements.

BEANNAITHE SMSF
ABN 14 609 236 085
Detailed Operating Statement
For the year ended 30 June 2021

	Note	2021 \$	2020 \$
Expenses			
Accountancy		4,168 01	958
Administration fees		4,400 02	2,200
Audit fees		880 03	
Bank Fees And Charges		6	4
Depreciation		331 06	390
Filing Fees		109 04	53
Insurance		3,333 05	2,760
Management fees		2,934 07 / <i>cl</i>	2,894
Supervisory levy		259	259
Electricity & gas			
Electricity & gas		1,022 02	1,262
Electricity & gas		1,204 01	849
Inspection fees			
Inspection fees		160 02	120
Inspection fees		120 01	80
Management agent fees			
Management agent fees		761 02	727
Management agent fees		707 01	727
Repairs and maintenance			
Repairs and maintenance		264 02	871
Repairs and maintenance		285 01	109
Strata levies			
Strata levies		1,905 02	1,905
Strata levies		1,372 01	1,372
Rates and taxes			
Rates and taxes		1,269 02	1,403
Rates and taxes		1,273 02	1,403
Water charges			
Water charges		727 02	769
Water charges		619 01	641
Total expenses		<u>28,107</u>	<u>21,755</u>
Benefits Accrued as a Result of Operations Before Income Tax		338,652	(1,339)
Income tax expense	6	39,129 <i>cl</i> / <i>M</i>	7,288
Benefits Accrued as a Result of Operations	7	<u>299,523</u>	<u>(8,627)</u>

These financial statements are unaudited. They must be read in conjunction with the attached Accountant's Compilation Report and Notes which form part of these financial statements.

BEANNAITHE SMSF

ABN 14 609 236 085

Detailed Statement of Financial Position as at 30 June 2021

	2021 \$	2020 \$
Investments		
Care Growth Portfolio	359,356	263,119
Care Active Portfolio	80,086	57,249
Care Enhanced Portfolio	51,394	32,749
Care International Portfolio	56,980	42,169
Total Investments	<u>547,817</u>	<u>395,287</u>
Other Assets		
ANZ - 61883	55,016	13,004
Care Portfolio cash account	300,646	23,621
8/73 King George Street	205,000	175,000
8/169 Hubert Street	195,000	160,000
Fixtures & Fittings - 8/169 Hubert St	1,386	1,386
Less: Accumulated depreciation	(688)	(565)
Fixtures & Fittings -8/73 King George St	2,090	2,090
Less: Accumulated depreciation	(911)	(703)
Preliminary expenses	429	429
Total other assets	<u>757,968</u>	<u>374,262</u>
Total assets	<u>1,305,785</u>	<u>769,549</u>
Liabilities		
Taxation	34,260	3,458
Total liabilities	<u>34,260</u>	<u>3,458</u>
Net Assets Available to Pay Benefits	<u>1,271,524</u>	<u>766,091</u>
Represented by:		
Liability for Accrued Members' Benefits		
Allocated to members' accounts	1,271,524	766,091
	<u>1,271,524</u>	<u>766,091</u>

These financial statements are unaudited. They must be read in conjunction with the attached Accountant's Compilation Report and Notes which form part of these financial statements.

Beannaithe SMSF 2021

Schedule of Member Balances

	DOB	Age at 01/07/2020	Opening Balance	%
Ian Wilmot (Accumulation)	11/05/1961	59	\$ 282,043.38	36.82%
Julie Wilmot (Accumulation)	19/09/1963	56	\$ 317,282.40	41.42%
Ian Wilmot (TRIS)			\$ 166,765.00	21.77%
			<u>\$ 766,090.78</u>	<u>100.00%</u>

	Ian Wilmot	Julie Wilmot	Profit
Accumulation			159,693.42
Opening balance 1/7/20	\$ 282,043.38	\$ 317,282.40	(after contributions)
Contributions	\$ 124,791.54	\$ 54,166.89	
Transfers In	\$ 213,710.37	\$ -	
Allocated Earnings	\$ 58,792.60	\$ 66,138.27	
Income Tax on earnings	-\$ 35,621.94	-\$ 3,506.61	
Closing Balance 30/6/21	<u>\$ 643,715.95</u>	<u>\$ 434,080.95</u>	

	Ian Wilmot	Julie Wilmot
TRIS Pension		
Opening balance 1/7/20	\$ 166,765.00	\$ -
Allocated Earnings	\$ 34,762.56	\$ -
Benefits Paid	-\$ 7,800.00	\$ -
Closing Balance 30/6/21	<u>\$ 193,727.56</u>	<u>\$ -</u>

Totals	\$ 837,443.51	\$ 434,080.95	<u>\$ 1,271,524.46</u>
---------------	---------------	---------------	------------------------

BEANNAITHE SMSF
ABN 14 609 236 085
Member's Information Statement
For the year ended 30 June 2021

	2021	2020
	\$	\$
Ian Wilmot - Accumulation		
Opening balance - Members fund	282,043.38	273,178.37
Transfers from other funds	213,710.37	
Allocated earnings	58,792.60	(10,963.03)
Employers contributions	24,791.54	25,227.62
Non concessional contributions	100,000.00	
Income tax expense - earnings	(31,903.21)	(1,615.38)
Income tax expense - contrib'n	(3,718.73)	(3,784.20)
Balance as at 30 June 2021	<u><u>643,715.95</u></u>	<u><u>282,043.38</u></u>
Withdrawal benefits at the beginning of the year	282,043.38	273,178.37
Withdrawal benefits at 30 June 2021	643,715.95	282,043.38

Withdrawal Benefit

Your withdrawal benefit is the amount you are entitled to on resignation or retirement and represent the sum of:

- member contributions
- superannuation guarantee contributions
- award contributions
- other employer contributions made on your behalf and earnings (after income tax) associated with the above contributions.

The preserved portion of your withdrawal benefit is the amount which cannot be paid out until you permanently retire from the workforce on or after age 55. The preservation age is to be increased from 55 to 60, on a phased in basis, by 2025.

Contact Details

If you require further information on your withdrawal benefit please contact Ian Wilmot or write to The Trustee, BEANNAITHE SMSF.

BEANNAITHE SMSF
ABN 14 609 236 085
Member's Information Statement
For the year ended 30 June 2021

	2021	2020
	\$	\$
Julie Wilmot - Accumulation		
Opening balance - Members fund	317,282.40	327,464.40
Allocated earnings	66,138.27	(13,140.05)
Employers contributions	4,166.89 M	2,699.23
Non concessional contributions	34,500.00	
Members taxable contributions	15,500.00 BLS	2,147.34
Income tax expense - earnings	(556.58)	(1,161.62)
Income tax expense - contrib'n	(2,950.03)	(726.90)
Balance as at 30 June 2021	<u>434,080.95</u>	<u>317,282.40</u>
Withdrawal benefits at the beginning of the year	317,282.40	327,464.40
Withdrawal benefits at 30 June 2021	434,080.95	317,282.40

Withdrawal Benefit

Your withdrawal benefit is the amount you are entitled to on resignation or retirement and represent the sum of:

- member contributions
- superannuation guarantee contributions
- award contributions
- other employer contributions made on your behalf and earnings (after income tax) associated with the above contributions.

The preserved portion of your withdrawal benefit is the amount which cannot be paid out until you permanently retire from the workforce on or after age 55. The preservation age is to be increased from 55 to 60, on a phased in basis, by 2025.

Contact Details

If you require further information on your withdrawal benefit please contact Ian Wilmot or write to The Trustee, BEANNAITHE SMSF.

BEANNAITHE SMSF
ABN 14 609 236 085
Member's Information Statement
For the year ended 30 June 2021

	2021	2020
	\$	\$
Ian Wilmot - Tris Pension		
Opening balance - Members fund	166,765.00	182,185.00
Allocated earnings	34,762.56	(7,310.00)
Benefits paid	(7,800.00)	(8,110.00)
Balance as at 30 June 2021	<u>193,727.56</u>	<u>166,765.00</u>
Withdrawal benefits at the beginning of the year	166,765.00	182,185.00
Withdrawal benefits at 30 June 2021	193,727.56	166,765.00

Withdrawal Benefit

Your withdrawal benefit is the amount you are entitled to on resignation or retirement and represent the sum of:

- member contributions
 - superannuation guarantee contributions
 - award contributions
 - other employer contributions made on your behalf
- and earnings (after income tax) associated with the above contributions.

The preserved portion of your withdrawal benefit is the amount which cannot be paid out until you permanently retire from the workforce on or after age 55. The preservation age is to be increased from 55 to 60, on a phased in basis, by 2025.

Contact Details

If you require further information on your withdrawal benefit please contact Ian Wilmot or write to The Trustee, BEANNAITHE SMSF.

BEANNAITHE SMSF
ABN 14 609 236 085
Member's Information Statement
For the year ended 30 June 2021

	2021	2020
	\$	\$
Amounts Allocatable to Members		
Yet to be allocated at the beginning of the year	0.31	0.36
Benefits accrued as a result of operations as per the operating statement	299,523.00	(8,627.04)
Transfers from other funds	213,710.37	
Benefits paid	(7,800.00)	(8,110.00)
Amount allocatable to members	<u>505,433.68</u>	<u>(16,736.68)</u>
Allocation to members		
Ian Wilmot - Accumulation	361,672.57	8,865.01
Julie Wilmot - Accumulation	116,798.55	(10,182.00)
Ian Wilmot - Tris Pension	26,962.56	(15,420.00)
Total allocation	<u>505,433.68</u>	<u>(16,736.99)</u>
Yet to be allocated		0.31
	<u>505,433.68</u>	<u>(16,736.68)</u>
Members Balances		
Ian Wilmot - Accumulation	643,715.95	282,043.38
Julie Wilmot - Accumulation	434,080.95	317,282.40
Ian Wilmot - Tris Pension	193,727.56	166,765.00
Allocated to members accounts	<u>1,271,524.46</u>	<u>766,090.78</u>
Yet to be allocated		0.31
Liability for accrued members benefits	<u>1,271,524.46</u>	<u>766,091.09</u>

These financial statements are unaudited. They must be read in conjunction with the attached Accountant's Compilation Report and Notes which form part of these financial statements.



Notice of intent to claim or vary a deduction for personal super contributions

COMPLETING THIS STATEMENT

- Print clearly using a black pen only.
- Use BLOCK LETTERS and print one character per box.
- Place in ALL applicable boxes.

The instructions contain important information about completing this notice. Refer to them for more information about how to complete and lodge this notice.

Section A: Your details

1 Tax file number (TFN)

6 2 9 2 0 7 4 7 0

The ATO does not collect this information provided on this form. This form is to assist you in providing details to your super fund. Your super fund is authorised to request your personal details, including your TFN, under the *Superannuation Industry (Supervision) Act 1993*, the *Income Tax Assessment Act 1997* and the *Taxation Administration Act 1953*. It is not an offence not to provide your TFN. However, if you do not provide your TFN, and your super fund doesn't already hold your TFN, they will not be permitted to accept the contribution(s) covered by this notice. For more information about your privacy please contact the entity you are providing this form to.

2 Name

Title: Mr Mrs Miss Ms Other

Family name
W I L M O T

First given name
J U L I E

Other given names
M A R E E

3 Date of birth Day Month Year
1 9 / 0 9 / 1 9 6 3

4 Current postal address

3 C A U L F I E L D C L

Suburb/town/locality
W I L L E T O N

State/territory
WA
(Australia only)

Postcode
6 1 5 5
(Australia only)

Country if outside of Australia

5 Daytime phone number (include area code) 0 4 0 3 4 3 0 1 4 8

Section B: Super fund's details

6 Fund name

B E A N N A I T H E S M S F

7 Fund Australian business number (ABN) 1 4 6 0 9 2 3 6 0 8 5

8 Member account number 0 0 2

9 Unique Superannuation Identifier (USI) (if known)

Section C: Contribution details

10 Personal contribution details

Is this notice varying an earlier notice? No Yes

If you answered 'No' complete the Original Notice to Claim a Tax Deduction section below.
If you answered 'Yes' complete the Variation of previous valid notice of intent section below.

ORIGINAL NOTICE TO CLAIM A TAX DEDUCTION

11 Financial year ended 30 June 20

12 My personal contributions to this fund in the above financial year \$

13 The amount of these personal contributions I will be claiming as a tax deduction \$

Section D: Declaration

This form has a declaration where you say the information in it is correct and complete. Please review the information before you sign the declaration. If you provide false or misleading information, or fail to take reasonable care, you may be liable to administrative penalties imposed by taxation law.

INTENTION TO CLAIM A TAX DEDUCTION

Complete this declaration if you have not previously lodged a valid notice with your super fund for these contributions.

I declare that at the time of lodging this notice:

- I intend to claim the personal contributions stated as a tax deduction
- I am a current member of the identified super fund
- the identified super fund currently holds these contributions and has not begun to pay a superannuation income stream based in whole or part on these contributions
- I have not included any of the contributions in an earlier valid notice.

I declare that I am lodging this notice at the earlier of either:

- before the end of the day that I lodged my income tax return for the income year in which the personal contributions were made, or
- before the end of the income year following the year in which the contribution was made.

I declare that the information given on this notice is correct and complete.

Name (Print in BLOCK LETTERS)

Signature

Date

Day Month Year
 / /

Send your completed notice to your super fund. Do not send it to us. The information on this notice is for you and your super fund. We don't collect this information; we only provide a format for you to provide the information to your super fund.

VARIATION OF PREVIOUS VALID NOTICE OF INTENT

14 Financial year ended 30 June 20

15 My personal contributions to this fund in the above financial year \$

16 The amount of these personal contributions claimed in my original notice of intent \$

17 The amount of these personal contributions I will now be claiming as a tax deduction \$

Declaration

This form has a declaration where you sign to indicate that the information in it is correct and complete. Please review the information before you sign the declaration. If you provide false or misleading information, or fail to take reasonable care, you may be liable to administrative penalties imposed by taxation law.

1 Complete this declaration if you have already lodged a valid notice with your fund for these contributions and you wish to **reduce** the amount stated in that notice.

VARIATION OF PREVIOUS VALID NOTICE OF INTENT

I declare that at the time of lodging this notice:

- I intend to claim the personal contributions stated as a tax deduction
- I am a current member of the identified super fund
- the identified super fund currently holds these contributions and has not begun to pay a superannuation income stream based in whole or part on these contributions.

- I have not yet lodged my income tax return for the relevant year and this variation notice is being lodged on or before 30 June in the financial year following the year in which the personal contributions were made, or
- the ATO has disallowed my claim for a deduction for the relevant year and this notice reduces the amount stated in my previous valid notice by the amount that has been disallowed.

I declare that I wish to vary my previous valid notice for these contributions by **reducing** the amount I advised in my previous notice and I confirm that either:

- I have lodged my income tax return for the year in which the contribution was made, prior to the end of the following income year, and this variation notice is being lodged before the end of the day on which the return was lodged, or

I declare that the information given on this notice is correct and complete.

Name (Print in BLOCK LETTERS)

Grid of 26 boxes for name entry.

Signature

Large rectangular box for signature.

Date

Day / Month / Year date format boxes.

2 Send your completed variation notice to your super fund. **Do not send it to us.** The information on this notice is for you and your super fund. We don't collect this information; we only provide a format for you to provide the information to your super fund.

31 May 2021

Beannaithe Self Managed Super Fund
ATTN: Rollover Transfer Section
3 CAULFIELD CL
WILLETTON WA 6155

Dear Sir/Madam

Member Number: 5093581
Our Reference: 21025569

Member Name: Mr Ian Wilmot
Member Client Identifier: 01

The above client has requested that we rollover their superannuation benefit from GESB to your fund.

Please find enclosed the following

- A Rollover Benefits Statement showing the taxation components
- A cheque for \$213,710.37

If you have any queries or require further information please contact our Member Services Centre on 13 43 72 or email memberservices@gesb.com.au.

Yours sincerely



James Friend
Manager, Member Services



Rollover Benefits Statement

Section A: Receiving fund

1 Australian business number (ABN)

2 Fund Name

BEANNAITHE SELF MANAGED SUPER FUND

3 Postal Address

Street address

3 CAULFIELD CL

Suburb/town/locality

WILLETTON

State/territory

WA

Postcode

6155

Country (if outside Australia)

AUSTRALIA

4 (a) Unique superannuation identifier (USI)

(b) Member client Identifier:

01

Section B: Member's details

5 Tax file number (TFN)

6 Full name

Title: Mr Mrs Miss Ms Other:

Family name

WILMOT

First given name

IAN

Other given names

SEAN

7 Residential address

Street address

3 CAULFIELD CL

Suburb/town/locality

WILLETTON

State/territory

WA

Postcode

6155

Country (if outside Australia)

AUSTRALIA

8 Date of birth

Day
11

Month
5

Year
1961

9 Sex

M

10 Daytime phone number (include area code)

AU0417994294

11 Email address (if applicable)

iwilmot@optusnet.com.au



Rollover Benefits Statement

B-3/10

Section C: Rollover transaction details

12 Service period start date Day Month Year
 / /

13 Tax components:

Tax-free component \$

KiwiSaver Tax-free component \$

Taxable component:

Element taxed in the fund \$

Element untaxed in the fund \$

TOTAL Tax Components \$

14 Preservation amounts:

Preserved amount \$

KiwiSaver preserved amount \$

Restricted non-preserved amount \$

Unrestricted non-preserved amount \$

TOTAL Preservation Amounts \$

Section D: Non-complying funds

① To be taxed in Beannaithe SMSF

15 Contributions made to a non-complying fund on or after 10 May 2006 \$

Section E: Transferring fund

16 Fund ABN

17 Fund Name

18 Contact Name
 Family name

First given name Other given names

19 Daytime phone number (include area code)

20 Email address (if applicable)

Section F: Declaration

TRUSTEE, DIRECTOR OR AUTHORISED OFFICER DECLARATION

Complete this declaration if you are the trustee, director or authorised officer of the superannuation fund or other provider shown in section E.
 I declare that the information contained in the statement is true and correct.

Name (BLOCK LETTERS)

Trustee, director or authorised office signature

Day Month Year
 / /

Where to send this form

Do not send this form to the ATO.

If the rollover data standards **do not apply** to the transaction, you must do all of the following:

- send the form to the receiving fund in section A within seven days of paying them the rollover
- provide a copy to the member in section B within 30 days of paying the rollover
- keep a copy in your records for a period of five years

If the rollover data standards **do apply** to the transaction, you must do all of the following:

- comply with the requirements of the data standard for the fund-to-fund interaction (do not send this form to the receiving fund in section A)
- use this form only to provide a statement to the member in section B within 30 days of paying the rollover
- keep a copy of the member statement in your records for a period of five years.



Rollover Benefits Statement

Section A: Receiving fund

1 Australian business number (ABN)

2 Fund Name

3 Postal Address

Street address

Suburb/town/locality

State/territory

Postcode

Country (if outside Australia)

4 (a) Unique superannuation identifier (USI)

(b) Member client Identifier:

Section B: Member's details

5 Tax file number (TFN)

6 Full name

Title: Mr Mrs Miss Ms Other:

Family name

First given name

Other given names

7 Residential address

Street address

Suburb/town/locality

State/territory

Postcode

Country (if outside Australia)

8 Date of birth / /

9 Sex

10 Daytime phone number (include area code)

11 Email address (if applicable)

BEANNAITHE SELF MANAGED SUPERANNUATION FUND				
Tax Estimate - 30 June 2021				
NET PROFIT PER PROFIT & LOSS			338,651.55	
Add:				
Care Portfolio - trust distributions		6,479.47		C-1/1
Care Portfolio - net capital gains		2,542.57		C-1/1
Care Portfolio - foreign income		5,124.80		C-1/1
Contribution untaxed in fund		207,440.37		B-3/10
Change in m/v of investments		-	221,587.21	
			560,238.76	
Less:				
Change in m/v of investments		150,889.26		E-1 / F1
Accounting foreign income		1,012.29		O-2
Accounting trust distributions		11,468.77		O-3/1
Accounting Capital Gains		1,175.49		E-2
Members undeducted contributions		134,500.00		
Other Income (unclaimed super)		336.01	299,381.82	
Taxable Income			260,856.94	
Tax at 15%			39,128.55	
Payg Instalments:				
-Sept 20		913.00		C-2
-Dec 20		913.00		C-2
-Mar 21		913.00		C-2
-June 21		1,658.00		C-2
Foreign tax offsets - Care Portfolio		539.28		C-1/1
Franking Credits - Care Portfolio		1,590.10	6,526.38	C-1/1
Estimated tax payable			32,602.17	
Taxation Liability				
Opening balance			3,458.02	
2019 tax assessment			- 1,127.26	C-3
2020 tax assessment			- 1,900.72	C-3
2020 Supervisory Levy rounding			259.00	
payg instalment - June 20			- 689.00	
Paid 14/8/21			0.04	
Payg instalments - Sep, Dec, Mar 21			- 2,739.00	
Franking credits			- 1,590.10	
Foreign tax offsets			- 539.28	
2021 tax provision			39,128.55	
Balance at 30 June 2021			34,260.21	
Payg instalments - June 2021			- 1,658.00	
			32,602.21	
Members accounts - opening balances				
		\$	%	
I Wilmot		448,808	58.58	
J Wilmot		317,282	41.42	
		766,091	100.00	

01 Summary of Assessable Income and Deductions

Interest	Amount (\$)	Annual Return Reference
Gross Interest	30.89 A	11C
Dividends	Amount (\$)	Annual Return Reference
Franked Dividends	726.82 A	11K
Unfranked Dividends	292.82 A	11J
Franking Credits	311.50 A	11L
Trust Distributions	Amount (\$)	Annual Return Reference
Gross Trust Distributions	6,479.47 A	11M
Foreign Income	Amount (\$)	Annual Return Reference
Gross Foreign Income	5,124.80 A	11D, 11O1
Australian Franking Credits from NZ companies	0.00	11E
Realised Gains/Losses	Amount (\$)	Annual Return Reference
Net Capital Gains	2,542.57 A	11A
Net current year capital loss	0.00	14V
Profits on disposal of Income Securities	0.00	11S (Code O)
Foreign Exchange Gains	0.00	11S (Code F)
Deductions	Amount (\$)	Annual Return Reference
Expenses	2,934.31 A	12I1
LIC Capital Gain	0.00	12L1 (Code I)
Loss on disposal of Income Securities	0.00	12L1 (Code O)
Foreign Exchange Losses	0.00	12L1 (Code F)
Supplementary Totals	Amount (\$)	Annual Return Reference
ABN and TFN amounts withheld	0.00	13H3
Total Franking Credits claimable	1,590.10 A	13E1
Foreign Tax Offsets	539.28 A	13C1
Early Stage Tax Offsets	0.00	13D
Early Stage Venture Capital Limited Partnership Tax Offset	0.00	13D1
Early Stage Investor Tax Offset	0.00	13O3
Exploration Credits	0.00	13E4



Australian Government
Australian Taxation Office

PAYG Instalments report 2021

Tax Agent 74081009
Last Updated 09/10/2021

TFN	Client Name	Quarter 1 (\$)	Quarter 2 (\$)	Quarter 3 (\$)	Quarter 4 (\$)	Total Instalment (\$)
369003454	THE TRUSTEE FOR BEANNAITHE SELF MANAGED SUPERANNUATION FUND	913.00	913.00	913.00	1,658.00	4,397.00 ^

Total No of Clients: 1



Australian Government
Australian Taxation Office

Agent D BAKER & ASSOCIATES PTY LTD
Client THE TRUSTEE FOR BEANNAITHE
SELF MANAGED
SUPERANNUATION FUND
ABN 14 609 236 085
TFN 369 003 454

Activity statement 001

Date generated	14/10/2021
Overdue	\$0.00
Not yet due	\$0.00
Balance	\$0.00

Transactions

13 results found - from 25 June 2020 to 14 October 2021 sorted by processed date ordered newest to oldest

Processed date	Effective date	Description	Debit (DR)	Credit (CR)	Balance
1 Aug 2021	1 Aug 2021	General interest charge			\$0.00
1 Aug 2021	28 Jul 2021	Original Activity Statement for the period ending 30 Jun 21 - PAYG Instalments	\$1,658.00		\$0.00
26 Jul 2021	23 Jul 2021	Payment received		\$1,658.00	\$1,658.00 CR
2 May 2021	28 Apr 2021	Original Activity Statement for the period ending 31 Mar 21 - PAYG Instalments	\$913.00		\$0.00
19 Apr 2021	16 Apr 2021	Payment received		\$913.00	\$913.00 CR
8 Mar 2021	2 Mar 2021	Original Activity Statement for the period ending 31 Dec 20 - PAYG Instalments	\$913.00		\$0.00
8 Feb 2021	5 Feb 2021	Payment received		\$913.00	\$913.00 CR
26 Nov 2020	26 Nov 2020	General interest charge			\$0.00
26 Nov 2020	25 Nov 2020	Payment received		\$913.00	\$0.00
2 Nov 2020	2 Nov 2020	General interest charge			\$913.00 DR

Processed date	Effective date	Description	Debit (DR)	Credit (CR)	Balance
1 Nov 2020	28 Oct 2020	Original Activity Statement for the period ending 30 Sep 20 - PAYG Instalments	\$913.00		\$913.00 DR
2 Aug 2020	28 Jul 2020	Original Activity Statement for the period ending 30 Jun 20 - PAYG Instalments	\$689.00		\$0.00
17 Jul 2020	16 Jul 2020	Payment received		\$689.00	\$689.00 CR



Australian Government
Australian Taxation Office

Agent D BAKER & ASSOCIATES PTY LTD
Client THE TRUSTEE FOR BEANNAITHE
SELF MANAGED
SUPERANNUATION FUND
ABN 14 609 236 085
TFN 369 003 454

Income tax 552

Date generated	14/10/2021
Overdue	\$0.00
Not yet due	\$0.00
Balance	\$0.00

Transactions

6 results found - from 14 October 2019 to 14 October 2021 sorted by **processed date** ordered **newest to oldest**

Processed date	Effective date	Description	Debit (DR)	Credit (CR)	Balance
3 May 2021	30 Apr 2021	Payment received		\$1,900.72 ✓	\$0.00
10 Mar 2021	17 May 2021	Tax return Self Man Superfund - Income Tax for the period from 01 Jul 19 to 30 Jun 20	\$1,900.72		\$1,900.72 DR
17 Aug 2020	17 Aug 2020	General interest charge			\$0.00
17 Aug 2020	14 Aug 2020	Payment received		\$1,127.26 ✓	\$0.00
1 Jul 2020	1 Jul 2020	General interest charge			\$1,127.26 DR
30 Jun 2020	30 Jun 2020	Tax return Self Man Superfund - Income Tax for the period from 01 Jul 18 to 30 Jun 19	\$1,127.26		\$1,127.26 DR



ANZ BUSINESS ESSENTIALS STATEMENT

STATEMENT NUMBER 05
28 MAY 2021 TO 30 JUNE 2021

152/4657

THE DIRECTORS
BEANNAITHE PTY LTD
3 CAULFIELD CL
WILLETTON WA 6155

WELCOME TO YOUR ANZ ACCOUNT AT A GLANCE

Account Details

BEANNAITHE PTY LTD
ATF THE BEANNAITHE SELF MANAGED
SUPERANNUATION FUND

Branch Number (BSB)

016-499

Account Number

2138-61883

Opening Balance:

\$ 4,284.45

Total Deposits:

\$ 314,985.21

Total Withdrawals:

\$ 264,253.37

Closing Balance:

55,016.29 [^]

NEED TO GET IN TOUCH?



ANZ Internet Banking
anz.com

OR



Enquiries: 13 13 14
Lost/Stolen Cards: 1800 033 844

ANZ BUSINESS ESSENTIALS STATEMENT

Account Number 2138-61

Transaction Details

Please retain this statement for taxation purposes

Date	Transaction Details	Withdrawals (\$)	Deposits (\$)	Balance (\$)
2021				
28 MAY	OPENING BALANCE			4,284.45
31 MAY	TRANSFER FROM REMITTER SDRE BANK TRANSFER		586.86 700.01	4,871.31
31 MAY	TRANSFER FROM REMITTER SDRE BANK TRANSFER		642.44 700.02	5,513.75
01 JUN	TRANSFER FROM GESB DIRECT CRED 00033003		213,710.37 4050.01	219,224.12
08 JUN	ANZ INTERNET BANKING PAYMENT 419433 TO D BAKER ASSOCIATES PTY LTD	M 298.00 1510		218,926.12
09 JUN	ANZ INTERNET BANKING BPAY ASIC {419668}	M 55.00 1625		218,871.12
11 JUN	ANZ INTERNET BANKING PAYMENT 771141 TO D BAKER ASSOCIATES PTY LTD	M 190.00 1510		218,681.12
11 JUN	PAYMENT TO HUB24 CUSTODIAL 549382520	163,710.37 2002		54,970.75
14 JUN	TRANSFER FROM QUICKSUPER QUICKSPR2984104954		41.10 716.02	55,011.85
29 JUN	ANZ M-BANKING FUNDS TFER TRANSFER 199686 FROM 479886033		50,000.00 750.01	105,011.85
29 JUN	ANZ M-BANKING FUNDS TFER TRANSFER 198617 FROM 479886033		50,000.00 750.02	155,011.85
29 JUN	PAYMENT TO HUB24 CUSTODIAL 557992777	M 100,000.00 2002		55,011.85
30 JUN	CREDIT INTEREST PAID		4.44 0575	55,016.29
TOTALS AT END OF PAGE		\$264,253.37	\$314,985.21	
TOTALS AT END OF PERIOD		\$264,253.37	\$314,985.21	\$55,016.29

This Statement Includes

Interest earned on deposits	\$4.44
-----------------------------	--------

Yearly Summary

Previous Year to 30/06/2021 (\$)

Interest earned on deposits	11.35
Fees Charged	
ANZ bank account fee	6.00
Total	\$6.00

BUSINESS PREMIUM SAVER STATEMENT

Account Number 2138-61883

Transaction Details

Please retain this statement for taxation purposes

Date	Transaction Details	Withdrawals (\$)	Deposits (\$)	Balance (\$)
2020				
30 JUN	OPENING BALANCE			13,004.25 A
07 JUL	TRANSFER FROM SUPERCHOICE P/L PC06C016-5853843		4,403.28 0716.01	17,407.53
16 JUL	ANZ INTERNET BANKING BPAY ASIC {559020}	54.00 1625		17,353.53
16 JUL	ANZ INTERNET BANKING BPAY TAX OFFICE PAYMENT {564278}	689.00 3325		16,664.53
29 JUL	TRANSFER FROM QUICKSUPER QUICKSPR2744447447		36.69 716.02	16,701.22
	TOTALS AT END OF PAGE	\$743.00	\$4,439.97	
	TOTALS AT END OF PERIOD	\$743.00	\$4,439.97	\$16,701.22

New Profile menu in ANZ Internet Banking

The new Profile menu in ANZ Internet Banking lets you securely manage your contact information and security details. You can find the new menu in the top right corner of ANZ Internet Banking.

Keep your contact information up to date, as these details may be used for security purposes (e.g. to verify transactions), or send you account information.

You can also choose which offers and promotions you want to receive and how. You can select as many as you like and make changes any time.

Visit www.anz.com.au to explore your Profile today.

IMPORTANT INFORMATION

PLEASE CHECK THE ENTRIES AND CALL 13 13 14 REGARDING ANY ERRORS ON THIS STATEMENT.

All entries generated are subject to authorisation and verification and if necessary, adjustments will appear on a later statement.

If you have a complaint or unresolved issue with ANZ's product or service please call our National Feedback Line **1800 805 154** and advise us. Further information in relation to ANZ's dispute resolution process and this product (including details of benefits or fees and charges) is available on request and you can access this information by reviewing the Terms and Conditions, and Fees and Charges brochures which can be found at www.anz.com or by calling **13 13 14**.

BUSINESS PREMIUM SAVER STATEMENT

Account Number 2138-61883

Transaction Details

Please retain this statement for taxation purposes

Date	Transaction Details	Withdrawals (\$)	Deposits (\$)	Balance (\$)
2020				
30 JUL	OPENING BALANCE			16,701.22
31 JUL	TRANSFER FROM REMITTER SDRE BANK TRANSFER		634.05 <i>700.01</i>	17,335.27
31 JUL	TRANSFER FROM REMITTER SDRE BANK TRANSFER		1,116.05 <i>700.02</i>	18,451.32
31 JUL	CREDIT INTEREST PAID		0.68 <i>0575</i>	18,452.00
31 JUL	1 EXCESS EFTPOS, PHONE BANKING, AUTOMATIC TRANSACTIONS - FEE	0.60 <i>1545</i>		18,451.40
12 AUG	TRANSFER FROM QUICKSUPER QUICKSPR2754573688		36.65 <i>0716.02</i>	18,488.05
13 AUG	ANZ INTERNET BANKING PAYMENT 926074 TO SUPER AUDITS	<i>M</i> 440.00 <i>1535</i>		18,048.05
13 AUG	ANZ INTERNET BANKING PAYMENT 926364 TO D BAKER ASSOCIATES PTY LTD	<i>M</i> 1,800.00 <i>1510</i>		16,248.05
14 AUG	ANZ INTERNET BANKING BPAY TAX OFFICE PAYMENT {926634}	<i>M</i> 1,127.26 <i>3825</i>		15,120.79
26 AUG	TRANSFER FROM QUICKSUPER QUICKSPR2764329503		66.95 <i>0716.02</i>	15,187.74
TOTALS AT END OF PAGE		\$3,367.86	\$1,854.38	
TOTALS AT END OF PERIOD		\$3,367.86	\$1,854.38	\$15,187.74

This Statement Includes

Interest earned on deposits	\$0.68
ANZ bank charges	\$0.60

Fee Summary

Fees Charged for period: 01 JUL 2020 to 31 JUL 2020

Summary of ANZ Transaction Fees

Transaction Fees	Transactions			Fee Per Transaction (\$)	Total Charge (\$)
	Total	Free	Additional		
INTERNET/ONLINE WDL	2.00	2.00		0.60	0.00
EFTPOS/PHONE BANKING WDL	4.00	3.00	1.00	0.60	0.60
Total Transaction Fees Charged					\$0.60

Please note: Overseas transaction fees, overseas ATM fees and non ANZ ATM operator fees not included

Please note: Your fee cycle may not always reconcile with your statement cycle. This statement date ends on 28/08/20 and the monthly fee cycle, as appears above, ended on 31/07/20.

BUSINESS PREMIUM SAVER STATEMENT

Account Number

Transaction Details

Please retain this statement for taxation purposes

Date	Transaction Details	Withdrawals (\$)	Deposits (\$)	Balance (\$)
2020				
28 AUG	OPENING BALANCE			15,187.74
31 AUG	TRANSFER FROM REMITTER SDRE BANK TRANSFER		609.44 700.02	15,797.18
31 AUG	TRANSFER FROM REMITTER SDRE BANK TRANSFER		663.44 700.01	16,460.62
31 AUG	CREDIT INTEREST PAID		0.71 0575	16,461.33
31 AUG	2 EXCESS EFTPOS, PHONE BANKING, AUTOMATIC TRANSACTIONS - FEE	1.20 1545		16,460.13
03 SEP	ANZ INTERNET BANKING BPAY TOWN OF VICTORIA P {421471}	M 1,268.72 1995.01		15,191.41
03 SEP	ANZ INTERNET BANKING BPAY TOWN OF VICTORIA P {421038}	M 1,273.35 1995.02		13,918.06
09 SEP	TRANSFER FROM QUICKSUPER QUICKSPR2774241375		41.88 716.02	13,959.94
30 SEP	TRANSFER FROM REMITTER SDRE BANK TRANSFER		494.25 700.02	14,454.19
30 SEP	CREDIT INTEREST PAID		0.58 0575	14,454.77
TOTALS AT END OF PAGE		\$2,543.27	\$1,810.30	
TOTALS AT END OF PERIOD		\$2,543.27	\$1,810.30	\$14,454.77

This Statement Includes

Interest earned on deposits	\$1.29
ANZ bank charges	\$1.20

Fee Summary

Fees Charged for period: 01 AUG 2020 to 31 AUG 2020

Summary of ANZ Transaction Fees

Transaction Fees	Transactions			Fee Per Transaction (\$)	Total Charge (\$)
	Total	Free	Additional		
INTERNET/ONLINE WDL	3.00	3.00		0.60	0.00
EFTPOS/PHONE BANKING WDL	4.00	2.00	2.00	0.60	1.20
Total Transaction Fees Charged					\$1.20

Please note: Overseas transaction fees, overseas ATM fees and non ANZ ATM operator fees not included

BUSINESS PREMIUM SAVER STATEMENT

Account Number 2138-61883

Transaction Details

Please retain this statement for taxation purposes

Date	Transaction Details	Withdrawals (\$)	Deposits (\$)	Balance (\$)
2020				
30 SEP	OPENING BALANCE			14,454.77
16 OCT	TRANSFER FROM SUPERCHOICE P/L PC06C017-5910143		3,410.55 <i>716.01</i>	17,865.32
21 OCT	TRANSFER FROM QUICKSUPER QUICKSPR2804316824		36.65 <i>716.02</i>	17,901.97
30 OCT	TRANSFER FROM REMITTER SDRE BANK TRANSFER		218.98 <i>700.02</i>	18,120.95
30 OCT	TRANSFER FROM REMITTER SDRE BANK TRANSFER		804.13 <i>700.01</i>	18,925.08
30 OCT	CREDIT INTEREST PAID		0.66 <i>0575</i>	18,925.74
	TOTALS AT END OF PAGE	\$0.00	\$4,470.97	
	TOTALS AT END OF PERIOD	\$0.00	\$4,470.97	\$18,925.74

This Statement Includes

Interest earned on deposits	\$0.66
-----------------------------	--------

Fee Summary

Fees Charged for period: 01 OCT 2020 to 30 OCT 2020

Summary of ANZ Transaction Fees

Transaction Fees	Transactions		Fee Per Transaction (\$)	Total Charge (\$)
	Total	Free Additional		
EFTPOS/PHONE BANKING WDL	4.00	4.00	0.60	0.00
Total Transaction Fees Charged				\$0.00

Please note: Overseas transaction fees, overseas ATM fees and non ANZ ATM operator fees not included

Summary of Relationship Benefit for this account

Amount (\$)

Your Relationship Benefit	2.40
----------------------------------	-------------

This is made up of:

Value of Free Transactions	2.40
----------------------------	------

BUSINESS PREMIUM SAVER STATEMENT

Account Number 2138-61883

Transaction Details

Please retain this statement for taxation purposes

Date	Transaction Details	Withdrawals (\$)	Deposits (\$)	Balance (\$)
2020				
30 OCT	OPENING BALANCE			18,925.74
04 NOV	TRANSFER FROM QUICKSUPER QUICKSPR2814571931		93.93 716.02	19,019.67
04 NOV	PAYMENT TO MLC LIMITED 93127987	M 3,332.75	LIFE INS. 1W 1755	15,686.92
13 NOV	TRANSFER FROM QUICKSUPER QUICKSPR2821425194		46.97 716.02	15,733.89
19 NOV	PAYMENT TO GPS PLANNING FEE 255099668	M 4,400.00	1518	11,333.89
25 NOV	ANZ INTERNET BANKING BPAY TAX OFFICE PAYMENT {411691}	M 913.00	3325	10,420.89
27 NOV	TRANSFER FROM QUICKSUPER QUICKSPR2832279943		38.16 716.02	10,459.05
30 NOV	TRANSFER FROM REMITTER SDRE BANK TRANSFER		618.70 700.01	11,077.75
30 NOV	TRANSFER FROM REMITTER SDRE BANK TRANSFER		677.81 700.02	11,755.56
30 NOV	CREDIT INTEREST PAID		0.62 0575	11,756.18
30 NOV	1 EXCESS EFTPOS, PHONE BANKING, AUTOMATIC TRANSACTIONS - FEE	0.60	1545	11,755.58
TOTALS AT END OF PAGE		\$8,646.35	\$1,476.19	
TOTALS AT END OF PERIOD		\$8,646.35	\$1,476.19	\$11,755.58

This Statement Includes

Interest earned on deposits	\$0.62
ANZ bank charges	\$0.60

Fee Summary

Fees Charged for period: 31 OCT 2020 to 30 NOV 2020

Summary of ANZ Transaction Fees

Transaction Fees	Transactions			Fee Per Transaction (\$)	Total Charge (\$)
	Total	Free	Additional		
INTERNET/ONLINE WDL	1.00	1.00		0.60	0.00
EFTPOS/PHONE BANKING WDL	5.00	4.00	1.00	0.60	0.60
Total Transaction Fees Charged					\$0.60

Please note: Overseas transaction fees, overseas ATM fees and non ANZ ATM operator fees not included

BUSINESS PREMIUM SAVER STATEMENT

Account Number 2138-61883

Transaction Details

Please retain this statement for taxation purposes

Date	Transaction Details	Withdrawals (\$)	Deposits (\$)	Balance (\$)
2020				
30 NOV	OPENING BALANCE			11,755.58
14 DEC	TRANSFER FROM QUICKSUPER QUICKSPR2844915139		101.97 <i>716.02</i>	11,857.55
29 DEC	TRANSFER FROM QUICKSUPER QUICKSPR2854821602		36.65 <i>716.02</i>	11,894.20
TOTALS AT END OF PAGE		\$0.00	\$138.62	
TOTALS AT END OF PERIOD		\$0.00	\$138.62	\$11,894.20

Update your profile in the ANZ App or ANZ Internet Banking

New mobile number or email address? No worries. You can update your details via Profile in the ANZ App or ANZ Internet Banking. By keeping your details up to date, we can contact you for security purposes (e.g. send you an SMS one-time passcode or verify transactions), or send you account information.

Forgot your password? We've all been there. You can also securely reset your ANZ App PIN or change ANZ Internet Banking password too. It's all in one place – your Profile.

Visit www.anz.com.au/ways-to-bank to learn about how you can manage your money, simply and securely.

IMPORTANT INFORMATION

PLEASE CHECK THE ENTRIES AND CALL 13 13 14 REGARDING ANY ERRORS ON THIS STATEMENT.

All entries generated are subject to authorisation and verification and if necessary, adjustments will appear on a later statement.

If you have a complaint or unresolved issue with ANZ's product or service please call our National Feedback Line **1800 805 154** and advise us. Further information in relation to ANZ's dispute resolution process and this product (including details of benefits or fees and charges) is available on request and you can access this information by reviewing the Terms and Conditions, and Fees and Charges brochures which can be found at www.anz.com or by calling **13 13 14**.

BUSINESS PREMIUM SAVER STATEMENT

Account Number 2138-61883

Transaction Details

Please retain this statement for taxation purposes

Date	Transaction Details	Withdrawals (\$)	Deposits (\$)	Balance (\$)
2020				
30 DEC	OPENING BALANCE			11,894.20
31 DEC	TRANSFER FROM REMITTER SDRE BANK TRANSFER		502.18 700.02	12,396.38
31 DEC	TRANSFER FROM REMITTER SDRE BANK TRANSFER		552.65 700.01	12,949.03
31 DEC	CREDIT INTEREST PAID		0.50 0575	12,949.53
2021				
08 JAN	TRANSFER FROM QUICKSUPER QUICKSPR2862165713		129.39 716.02	13,078.92
11 JAN	ANZ INTERNET BANKING FUNDS TFER LUKEJACQUIWILMOT EFFECTIVE DATE 09 JAN 2021		25,000.00 750.02	38,078.92
11 JAN	ANZ INTERNET BANKING FUNDS TFER LUKEJACQUIWILMOT EFFECTIVE DATE 10 JAN 2021		25,000.00 750.02	63,078.92
15 JAN	PAYMENT TO HUB24 CUSTODIAL 475081654	50,000.00 2002		13,078.92
21 JAN	TRANSFER FROM SUPERCHOICE P/L PC06C015-5977003		4,073.10 716.01	17,152.02
22 JAN	TRANSFER FROM QUICKSUPER QUICKSPR2872762260		139.71 716.02	17,291.73
29 JAN	TRANSFER FROM REMITTER SDRE BANK TRANSFER		497.50 700.01	17,789.23
29 JAN	TRANSFER FROM REMITTER SDRE BANK TRANSFER		685.43 700.02	18,474.66
29 JAN	CREDIT INTEREST PAID		0.94 0575	18,475.60
29 JAN	2 EXCESS EFTPOS, PHONE BANKING, AUTOMATIC TRANSACTIONS - FEE	1.20 1545		18,474.40
TOTALS AT END OF PAGE		\$50,001.20	\$56,581.40	
TOTALS AT END OF PERIOD		\$50,001.20	\$56,581.40	\$18,474.40

This Statement Includes

Interest earned on deposits	\$1.44
ANZ bank charges	\$1.20

0-119

BUSINESS PREMIUM SAVER STATEMENT

Account Number 2138-6

Transaction Details

Please retain this statement for taxation purposes

Date	Transaction Details	Withdrawals (\$)	Deposits (\$)	Balance (\$)
2021				
29 JAN	OPENING BALANCE			18,474.40
05 FEB	TRANSFER FROM QUICKSUPER QUICKSPR2883275279		78.53 716.02	18,552.93
05 FEB	ANZ INTERNET BANKING BPAY TAX OFFICE PAYMENT {269486}	M 913.00 3325		17,639.93
18 FEB	ANZ INTERNET BANKING FUNDS TFER TRANSFER 362852 TO 016499560472997	TFR M 2,600.00 4020.03		15,039.93
19 FEB	TRANSFER FROM QUICKSUPER QUICKSPR2894368601		131.82 716.02	15,171.75
26 FEB	TRANSFER FROM REMITTER SDRE BANK TRANSFER		565.35 700.02	15,737.10
26 FEB	TRANSFER FROM REMITTER SDRE BANK TRANSFER		962.91 700.01	16,700.0
26 FEB	CREDIT INTEREST PAID		0.66 0575	16,700.67
26 FEB	1 EXCESS EFTPOS, PHONE BANKING, AUTOMATIC TRANSACTIONS - FEE	0.60 1545		16,700.07
TOTALS AT END OF PAGE		\$3,513.60	\$1,739.27	
TOTALS AT END OF PERIOD		\$3,513.60	\$1,739.27	\$16,700.07

This Statement Includes

Interest earned on deposits	\$0.66
ANZ bank charges	\$0.60

Fee Summary

Fees Charged for period: 30 JAN 2021 to 26 FEB 2021

Summary of ANZ Transaction Fees

Transaction Fees	Transactions			Fee Per Transaction (\$)	Total Charge (\$)
	Total	Free	Additional		
INTERNET/ONLINE WDL	2.00	2.00		0.60	0.00
EFTPOS/PHONE BANKING WDL	4.00	3.00	1.00	0.60	0.60
Total Transaction Fees Charged					\$0.60

Please note: Overseas transaction fees, overseas ATM fees and non ANZ ATM operator fees not included

BUSINESS PREMIUM SAVER STATEMENT

Account Number 2138-61883

Transaction Details

Please retain this statement for taxation purposes

Date	Transaction Details	Withdrawals (\$)	Deposits (\$)	Balance (\$)
2021				
26 FEB	OPENING BALANCE			16,700.07
03 MAR	ANZ INTERNET BANKING FUNDS TFER TRANSFER 738837 TO 016499560472997	M TTR 2,600.00	4080.03	14,100.07
04 MAR	TRANSFER FROM SUPERCHOICE P/L PC06C006-6002943		4,000.00	18,100.07
16 MAR	TRANSFER FROM ATO ATO006000014416246		336.01	18,436.08
16 MAR	ANZ INTERNET BANKING PAYMENT 271250 TO D BAKER ASSOCIATES PTY LTD	M 1,880.00	1510.00	16,556.08
18 MAR	ANZ INTERNET BANKING FUNDS TFER TRANSFER 834891 TO 016499560472997	M TTR 2,600.00	4080.03	13,956.08
30 MAR	TRANSFER FROM SUPERCHOICE P/L PC06C006-6015150		8,000.00	21,956.08
TOTALS AT END OF PAGE		\$7,080.00	\$12,336.01	
TOTALS AT END OF PERIOD		\$7,080.00	\$12,336.01	\$21,956.08

IMPORTANT INFORMATION

PLEASE CHECK THE ENTRIES AND CALL 13 13 14 REGARDING ANY ERRORS ON THIS STATEMENT.

All entries generated are subject to authorisation and verification and if necessary, adjustments will appear on a later statement.

If you have a complaint or unresolved issue with ANZ's product or service please call our National Feedback Line **1800 805 154** and advise us. Further information in relation to ANZ's dispute resolution process and this product (including details of benefits or fees and charges) is available on request and you can access this information by reviewing the Terms and Conditions, and Fees and Charges brochures which can be found at www.anz.com or by calling **13 13 14**.

BUSINESS PREMIUM SAVER STATEMENT

Account Number 2138-618

Transaction Details

Please retain this statement for taxation purposes

Date	Transaction Details	Withdrawals (\$)	Deposits (\$)	Balance (\$)
2021				
30 MAR	OPENING BALANCE			21,956.08
31 MAR	TRANSFER FROM REMITTER SDRE BANK TRANSFER		27.48 700.01	21,983.56
31 MAR	CREDIT INTEREST PAID		0.73 0575	21,984.29
31 MAR	2 EXCESS EFTPOS, PHONE BANKING, AUTOMATIC TRANSACTIONS - FEE	1.20 1545		21,983.09
16 APR	ANZ INTERNET BANKING BPAY TAX OFFICE PAYMENT {173239}	M 913.00 3395		21,070.09
21 APR	TRANSFER FROM SUPERCHOICE P/L PC06C016-6028624		3,807.42 716.01	24,877.51
21 APR	ANZ INTERNET BANKING PAYMENT 211223 TO SUPER AUDITS	M 440.00 1635		24,437.51
27 APR	PAYMENT TO HUB24 CUSTODIAL 525068258	M 20,000.00 2002		4,437.51
30 APR	TRANSFER FROM REMITTER SDRE BANK TRANSFER		647.56 700.02	5,085.07
30 APR	TRANSFER FROM REMITTER SDRE BANK TRANSFER		892.84 700.01	5,977.91
30 APR	ANZ INTERNET BANKING BPAY TAX OFFICE PAYMENT {602154}	M 1,900.72 3325		4,077.19
30 APR	CREDIT INTEREST PAID		0.83 0575	4,078.02
30 APR	1 EXCESS INTERNET/ONLINE TRANSACTIONS - FEE	0.60 1545		4,077.42
TOTALS AT END OF PAGE		\$23,255.52	\$5,376.86	
TOTALS AT END OF PERIOD		\$23,255.52	\$5,376.86	\$4,077.42

This Statement Includes

Interest earned on deposits	\$1.56
ANZ bank charges	\$1.80

Fee Summary

Fees Charged for period: 27 FEB 2021 to 31 MAR 2021

Summary of ANZ Transaction Fees	Transactions			Fee Per Transaction (\$)	Total Charge (\$)
	Total	Free	Additional		
Transaction Fees					
INTERNET/ONLINE WDL	3.00	3.00		0.60	0.00
EFTPOS/PHONE BANKING WDL	4.00	2.00	2.00	0.60	1.20
Total Transaction Fees Charged					\$1.20

Please note: Overseas transaction fees, overseas ATM fees and non ANZ ATM operator fees not included

BUSINESS PREMIUM SAVER STATEMENT

Account Number 2138-61883

Transaction Details

Please retain this statement for taxation purposes

Date	Transaction Details	Withdrawals (\$)	Deposits (\$)	Balance (\$)
2021				
30 APR	OPENING BALANCE			4,077.42
14 MAY	TRANSFER FROM QUICKSUPER QUICKSPR2962025112		92.75 116.02	4,170.17
28 MAY	TRANSFER FROM QUICKSUPER QUICKSPR2972699855		114.28 116.02	4,284.45
TOTALS AT END OF PAGE		\$0.00	\$207.03	
TOTALS AT END OF PERIOD		\$0.00	\$207.03	\$4,284.45

No transaction fees* for ANZ cardholders across the new atm by Armaguard network

As an ANZ cardholder you can withdraw cash or make a balance enquiry, with no transaction fee* at any atm by Armaguard.

*Terms and conditions apply.

Visit www.anz.com.au/ways-to-bank/atms for further detail and terms and conditions.**IMPORTANT INFORMATION****PLEASE CHECK THE ENTRIES AND CALL 13 13 14 REGARDING ANY ERRORS ON THIS STATEMENT.**

All entries generated are subject to authorisation and verification and if necessary, adjustments will appear on a later statement.

If you have a complaint or unresolved issue with ANZ's product or service please call our National Feedback Line **1800 805 154** and advise us. Further information in relation to ANZ's dispute resolution process and this product (including details of benefits or fees and charges) is available on request and you can access this information by reviewing the Terms and Conditions, and Fees and Charges brochures which can be found at www.anz.com or by calling **13 13 14**.

Cash Transactions (including Managed Portfolio) Report



From 01/07/2020 to 30/06/2021

Account Name: Beannaithe Pty Ltd ATF Beannaithe Self Managed Superannuation Fund (24014946 - Superfund (Corporate Trustee))

Adviser Name: Corne Wilbers at Prestige Portfolios Pty Ltd

Date	Transaction Type	Transaction Sub Type	Transaction Details	Managed Portfolio	Sub Managed Portfolio	Debit	Credit
30/06/2021	Withdrawal	Trade Movement	Buy 10 SKI	CARE Enhanced Australian Equity Portfolio	Joseph Palmer & Sons Enhanced Australian Equity Portfolio	\$22.57	\$203
30/06/2021	Withdrawal	Trade Movement	Buy 3 STO	CARE Enhanced Australian Equity Portfolio	Joseph Palmer & Sons Enhanced Australian Equity Portfolio	\$21.78	
30/06/2021	Withdrawal	Trade Movement	Buy 3 SYD	CARE Enhanced Australian Equity Portfolio	Joseph Palmer & Sons Enhanced Australian Equity Portfolio	\$17.44	
30/06/2021	Withdrawal	Trade Movement	Buy 1 WBC	CARE Enhanced Australian Equity Portfolio	Joseph Palmer & Sons Enhanced Australian Equity Portfolio	\$25.82	
30/06/2021	Withdrawal	Trade Movement	Buy 1 NAB	CARE Enhanced Australian Equity Portfolio	Joseph Palmer & Sons Enhanced Australian Equity Portfolio	\$26.11	
30/06/2021	Withdrawal	Trade Movement	Buy 1 WPL	CARE Enhanced Australian Equity Portfolio	Joseph Palmer & Sons Enhanced Australian Equity Portfolio	\$22.52	
30/06/2021	Withdrawal	Trade Movement	Buy 25 WDIV	CARE Enhanced International Equity Portfolio		\$466.23	\$704
Total AUD						\$174,331.45	\$451,356.29

Notes:

This report is not a bank statement but represents the cleared cash transactions that affect your holdings. This report shows cleared cash transactions and excludes uncleared funds, payables and receivables.

Opening Bal = \$13,620.74
 + Credits = \$451,356.29
 - Debits = (\$174,331.45)
\$300,645.63

The information in this report is of a general nature only and does not take into account your personal objectives, financial situation or needs. Any amounts are reflective of your current investment positions only, and do not represent a guarantee of benefit as the positions may not include tax payable, fees or other deductions or credits. The actual amount payable will be determined at the time a payment is made. For superannuation members - the Government has placed restrictions (known as "Preservation" rules) on when superannuation benefits can be received - refer to the Product Disclosure Statement for more information. Whilst reasonable care has been taken in preparing the information provided, no responsibility will be taken for its accuracy nor for its use. In preparing this document, we have relied upon and assumed, without independent verification, the accuracy and completeness of all information supplied by or obtained from third parties. To the maximum extent permitted by law, neither we, nor our directors, employees or agents accept any liability for any loss arising in relation to this report.

Cash Transactions (including Managed Portfolio) Report



From 01/07/2020 to 30/06/2021

Account Name: Beannaithe Pty Ltd ATF Beannaithe Self Managed Superannuation Fund (24014946 - Superfund (Corporate Trustee))

Adviser Name: Corne Wilbers at Prestige Portfolios Pty Ltd

Date	Transaction Type	Transaction Sub Type	Transaction Details	Managed Portfolio	Sub Managed Portfolio	Debit	Credit
03/07/2020	Expense	Licensee Fees	Licensee Fee Jun 2020 - GPS Wealth Ltd			\$25.70	1798
03/07/2020	Expense	Portfolio Service Fees	Portfolio Service Fees Jun 2020 - Hub24			\$100.89	1798
03/07/2020	Expense	Investment Management Fee	Investment Management Fee Jun 2020 - CARE Active Portfolio			\$13.04	1798
03/07/2020	Expense	Investment Management Fee	Investment Management Fee Jun 2020 - CARE Enhanced International Equity Portfolio			\$10.18	1798
03/07/2020	Expense	Investment Management Fee	Investment Management Fee Jun 2020 - CARE Core Growth Portfolio			\$60.63	1798
03/07/2020	Expense	Investment Management Fee	Investment Management Fee Jun 2020 - CARE Enhanced Australian Equity Portfolio			\$11.11	1798
03/07/2020	Expense	Investment Management Fee	Investment Management Fee Jun 2020 - Joseph Palmer & Sons Enhanced Australian Equity Portfolio			\$12.22	1798
03/07/2020	Deposit	Dividend	NAB AUD 0.3 FRANKED, 30% CTR, DRP NIL DISC, BSP	CARE Enhanced Australian Equity Portfolio	Joseph Palmer & Sons Enhanced Australian Equity Portfolio		\$22.20
03/07/2020	Deposit	Dividend	MQG AUD 0.72 FRANKED, 30% CTR, 1.08 CFI, DRP 1.5% DISC	CARE Enhanced Australian Equity Portfolio	Joseph Palmer & Sons Enhanced Australian Equity Portfolio		\$39.60
10/07/2020	Withdrawal	Withdrawal To Managed Portfolio	DIRE AUD EST 0.367273, DRP - Adjustment - payout to CARE Core Growth Portfolio			\$28.60	1701
10/07/2020	Deposit	Deposit From Managed Portfolio	DIRE AUD EST 0.367273, DRP - payout from CARE Core Growth Portfolio				\$220.36
10/07/2020	Deposit	Deposit From Managed Portfolio	WXHG AUD EST 0.959, DRP - payout from CARE Core Growth Portfolio				\$708.70
10/07/2020	Deposit	Deposit From Managed Portfolio	WXHG AUD EST 0.959, DRP - Adjustment - payout from CARE Core Growth Portfolio				\$14.93

The information in this report is of a general nature only and does not take into account your personal objectives, financial situation or needs. Any amounts are reflective of your current investment positions only, and do not represent a guarantee of benefit as the positions may not include tax payable, fees or other deductions or credits. The actual amount payable will be determined at the time a payment is made. For superannuation members - the Government has placed restrictions (known as "Preservation" rules) on when superannuation benefits can be received - refer to the Product Disclosure Statement for more information. Whilst reasonable care has been taken in preparing the information provided, no responsibility will be taken for its accuracy nor for its use. In preparing this document, we have relied upon and assumed, without independent verification, the accuracy and completeness of all information supplied by or obtained from third parties. To the maximum extent permitted by law, neither we, nor our directors, employees or agents accept any liability for any loss arising in relation to this report.

Cash Transactions (including Managed Portfolio) Report



CARE portfolio

From 01/07/2020 to 30/06/2021

Account Name: Beannaithe Pty Ltd ATF Beannaithe Self Managed Superannuation Fund (24014946 - Superfund (Corporate Trustee))

Adviser Name: Corne Wilbers at Prestige Portfolios Pty Ltd

Date	Transaction Type	Transaction Sub Type	Transaction Details	Managed Portfolio	Sub Managed Portfolio	Debit	Credit
10/07/2020	Deposit	Deposit From Managed Portfolio	WDIV AUD EST 0.637839, DRP - payout from CARE Enhanced International Equity Portfolio				\$855.34 ATO
10/07/2020	Deposit	Deposit From Managed Portfolio	WDIV AUD EST 0.637839, DRP - Adjustment - payout from CARE Enhanced International Equity Portfolio				\$19.30 ATO
10/07/2020	Withdrawal	Managed Portfolio Capital Withdrawal	WXHG AUD EST 0.959, DRP - Adjustment payout income	CARE Core Growth Portfolio		\$14.93 ATO	
10/07/2020	Withdrawal	Managed Portfolio Capital Withdrawal	WXHG AUD EST 0.959, DRP payout income	CARE Core Growth Portfolio		\$708.70 ATO	
10/07/2020	Deposit	Dividend	WXHG AUD EST 0.959, DRP - Adjustment	CARE Core Growth Portfolio			\$14.93 ATO
10/07/2020	Withdrawal	Managed Portfolio Capital Withdrawal	DJRE AUD EST 0.367273, DRP payout income	CARE Core Growth Portfolio		\$220.36 ATO	
10/07/2020	Deposit	Dividend	WXHG AUD EST 0.959, DRP	CARE Core Growth Portfolio			\$708.70 ATO
10/07/2020	Deposit	Managed Portfolio Capital Contribution	DJRE AUD EST 0.367273, DRP - Adjustment payout income	CARE Core Growth Portfolio			\$28.60 ATO
10/07/2020	Deposit	Dividend	DJRE AUD EST 0.367273, DRP	CARE Core Growth Portfolio			\$220.36 ATO
10/07/2020	Withdrawal	Dividend	DJRE AUD EST 0.367273, DRP - Adjustment	CARE Core Growth Portfolio		\$28.60 ATO	
10/07/2020	Deposit	Dividend	WDIV AUD EST 0.637839, DRP	CARE Enhanced International Equity Portfolio			\$855.34 ATO
10/07/2020	Withdrawal	Managed Portfolio Capital Withdrawal	WDIV AUD EST 0.637839, DRP - Adjustment payout income	CARE Enhanced International Equity Portfolio		\$19.30 ATO	
10/07/2020	Withdrawal	Managed Portfolio Capital Withdrawal	WDIV AUD EST 0.637839, DRP payout income	CARE Enhanced International Equity Portfolio		\$855.34 ATO	
10/07/2020	Deposit	Dividend	WDIV AUD EST 0.637839, DRP - Adjustment	CARE Enhanced International Equity Portfolio			\$19.30 ATO

The information in this report is of a general nature only and does not take into account your personal objectives, financial situation or needs. Any amounts are reflective of your current investment positions only, and do not represent a guarantee of benefit as the positions may not include tax payable, fees or other deductions or credits. The actual amount payable will be determined at the time a payment is made. For superannuation members - the Government has placed restrictions (known as "preservation" rules) on when superannuation benefits can be received - refer to the Product Disclosure Statement for more information. Whilst reasonable care has been taken in preparing the information provided, no responsibility will be taken for its accuracy nor for its use. In preparing this document, we have relied upon and assumed, without independent verification, the accuracy and completeness of all information supplied by or obtained from third parties. To the maximum extent permitted by law, neither we, nor our directors, employees or agents accept any liability for any loss arising in relation to this report.

Cash Transactions (including Managed Portfolio) Report



From 01/07/2020 to 30/06/2021

Account Name: Beannaithe Pty Ltd ATF Beannaithe Self Managed Superannuation Fund (24014946 - Superfund (Corporate Trustee))

Adviser Name: Corne Wilbers at Prestige Portfolios Pty Ltd

Date	Transaction Type	Transaction Sub Type	Transaction Details	Managed Portfolio	Sub Managed Portfolio	Debit	Credit
13/07/2020	Deposit	Deposit From Managed Portfolio	HOW0052AU Distribution Ex 30/06/2020 cpu:0.5856699967121000 - payout from CARE Core Growth Portfolio	CARE Core Growth Portfolio		\$97.63	\$97.63
13/07/2020	Withdrawal	Managed Portfolio Capital Withdrawal	HOW0052AU Distribution Ex 30/06/2020 cpu:0.5856699967121000 payout income	CARE Core Growth Portfolio		\$97.63	
13/07/2020	Deposit	Dividend	HOW0052AU Distribution Ex 30/06/2020 cpu:0.5856699967121000	CARE Core Growth Portfolio			\$97.63
14/07/2020	Deposit	Deposit From Managed Portfolio	IEM AUD EST 0.30428152, DRP - payout from CARE Core Growth Portfolio				\$66.94
14/07/2020	Deposit	Deposit From Managed Portfolio	IEM AUD EST 0.30428152, DRP - payout from CARE Active Portfolio				\$60.25
14/07/2020	Withdrawal	Withdrawal To Managed Portfolio	IOO AUD EST 0.69169366, DRP - Adjustment - payout to CARE Active Portfolio			\$0.04	
14/07/2020	Deposit	Deposit From Managed Portfolio	IOO AUD EST 0.69169366, DRP - payout from CARE Active Portfolio				\$101.68
14/07/2020	Deposit	Deposit From Managed Portfolio	UR AUD EST 0.37775694, DRP - payout from CARE Core Growth Portfolio				\$37.78
14/07/2020	Deposit	Deposit From Managed Portfolio	UR AUD EST 0.37775694, DRP - payout from CARE Active Portfolio				\$44.57
14/07/2020	Withdrawal	Managed Portfolio Capital Withdrawal	UR AUD EST 0.37775694, DRP payout income	CARE Active Portfolio		\$44.57	
14/07/2020	Withdrawal	Managed Portfolio Capital Withdrawal	IOO AUD EST 0.69169366, DRP payout income	CARE Active Portfolio		\$101.68	
14/07/2020	Deposit	Dividend	IEM AUD EST 0.30428152, DRP	CARE Active Portfolio			\$60.25
14/07/2020	Deposit	Dividend	UR AUD EST 0.37775694, DRP	CARE Active Portfolio			\$44.57
14/07/2020	Deposit	Managed Portfolio Capital Contribution	IOO AUD EST 0.69169366, DRP - Adjustment payout income	CARE Active Portfolio			\$0.04

The information in this report is of a general nature only and does not take into account your personal objectives, financial situation or needs. Any amounts are reflective of your current investment positions only, and do not represent a guarantee of benefit as the positions may not include tax payable, fees or other deductions or credits. The actual amount payable will be determined at the time a payment is made. For superannuation members - the Government has placed restrictions (known as "preservation" rules) on when superannuation benefits can be received - refer to the Product Disclosure Statement for more information. Whilst reasonable care has been taken in preparing the information provided, no responsibility will be taken for its accuracy nor for its use. In preparing this document, we have relied upon and assumed, without independent verification, the accuracy and completeness of all information supplied by or obtained from third parties. To the maximum extent permitted by law, neither we, nor our directors, employees or agents accept any liability for any loss arising in relation to this report.

Cash Transactions (including Managed Portfolio) Report



From 01/07/2020 to 30/06/2021

Account Name: Beannaithe Pty Ltd ATF Beannaithe Self Managed Superannuation Fund (24014946 - Superfund (Corporate Trustee))

Adviser Name: Corne Wilbers at Prestige Portfolios Pty Ltd

Date	Transaction Type	Transaction Sub Type	Transaction Details	Managed Portfolio	Sub Managed Portfolio	Debit	Credit
14/07/2020	Deposit	Dividend	IOO AUD EST 0.69169366, DRP	CARE Active Portfolio			\$101.68 0567
14/07/2020	Withdrawal	Managed Portfolio Capital Withdrawal	IEM AUD EST 0.30428152, DRP payout income	CARE Active Portfolio		\$80.25 1701	
14/07/2020	Withdrawal	Dividend	IOO AUD EST 0.69169366, DRP - Adjustment	CARE Active Portfolio		\$0.04 0567	
14/07/2020	Deposit	Dividend	UR AUD EST 0.37775694, DRP	CARE Core Growth Portfolio			\$37.78 0567
14/07/2020	Withdrawal	Managed Portfolio Capital Withdrawal	IEM AUD EST 0.30428152, DRP payout income	CARE Core Growth Portfolio		\$66.94 1701	
14/07/2020	Deposit	Dividend	IEM AUD EST 0.30428152, DRP	CARE Core Growth Portfolio			\$66.94 0567
14/07/2020	Withdrawal	Managed Portfolio Capital Withdrawal	IR AUD EST 0.37775694, DRP payout income	CARE Core Growth Portfolio		\$37.78 1701	
15/07/2020	Deposit	Deposit From Managed Portfolio	MGE0001AU Distribution Ex 30/06/2020 cpu:10.499999996 - payout from CARE Enhanced International Equity Portfolio	CARE Enhanced International Equity Portfolio		\$914.40 1701	\$914.40 0567
15/07/2020	Withdrawal	Managed Portfolio Capital Withdrawal	MGE0001AU Distribution Ex 30/06/2020 cpu:10.499999996 payout income	CARE Enhanced International Equity Portfolio		\$914.40 1701	
15/07/2020	Deposit	Dividend	MGE0001AU Distribution Ex 30/06/2020 cpu:10.499999996	CARE Enhanced International Equity Portfolio			\$914.40 0567
16/07/2020	Deposit	Deposit From Managed Portfolio	OMF0009AU Distribution Ex 30/06/2020 cpu:1.8964685974701000 - payout from CARE Core Growth Portfolio	CARE Core Growth Portfolio		\$598.40 1701	\$598.40 0567
16/07/2020	Deposit	Deposit From Managed Portfolio	SMILL AUD EST 0.03798105, DRP - payout from CARE Core Growth Portfolio	CARE Core Growth Portfolio			\$123.74 1701
16/07/2020	Withdrawal	Withdrawal To Managed Portfolio	SMILL AUD EST 0.03798105, DRP - Adjustment - payout to CARE Core Growth Portfolio	CARE Core Growth Portfolio		\$1.16 1701	
16/07/2020	Deposit	Deposit From Managed Portfolio	VAS AUD EST 0.206023, DRP - payout from CARE Core Growth Portfolio	CARE Core Growth Portfolio			\$271.54 1701

The information in this report is of a general nature only and does not take into account your personal objectives, financial situation or needs. Any amounts are reflective of your current investment positions only, and do not represent a guarantee of benefit as the positions may not include tax payable, fees or other deductions or credits. The actual amount payable will be determined at the time a payment is made. For superannuation members - the Government has placed restrictions (known as "preservation" rules) on when superannuation benefits can be received - refer to the Product Disclosure Statement for more information. Whilst reasonable care has been taken in preparing the information provided, no responsibility will be taken for its accuracy nor for its use. In preparing this document, we have relied upon and assumed, without independent verification, the accuracy and completeness of all information supplied by or obtained from third parties. To the maximum extent permitted by law, neither we, nor our directors, employees or agents accept any liability for any loss arising in relation to this report.

Cash Transactions (including Managed Portfolio) Report



From 01/07/2020 to 30/06/2021

Account Name: Beannaithe Pty Ltd ATF Beannaithe Self Managed Superannuation Fund (24014946 - Superfund (Corporate Trustee))

Adviser Name: Corne Wilbers at Prestige Portfolios Pty Ltd

Date	Transaction Type	Transaction Sub Type	Transaction Details	Managed Portfolio	Sub Managed Portfolio	Debit	Credit
16/07/2020	Deposit	Deposit From Managed Portfolio	VAS AUD EST 0.206023, DRP - payout from CARE Active Portfolio	CARE Active Portfolio		\$31.73	\$31.73
16/07/2020	Deposit	Dividend	VAS AUD EST 0.206023, DRP	CARE Active Portfolio		\$31.73	\$31.73
16/07/2020	Withdrawal	Managed Portfolio Capital Withdrawal	VAS AUD EST 0.206023, DRP payout income	CARE Active Portfolio		\$31.73	
16/07/2020	Deposit	Dividend	VAS AUD EST 0.206023, DRP	CARE Core Growth Portfolio			\$271.54
16/07/2020	Withdrawal	Managed Portfolio Capital Withdrawal	VAS AUD EST 0.206023, DRP payout income	CARE Core Growth Portfolio		\$271.54	\$271.54
16/07/2020	Deposit	Managed Portfolio Capital Contribution	SMILL AUD EST 0.03798105, DRP - Adjustment payout income	CARE Core Growth Portfolio			\$1.16
16/07/2020	Withdrawal	Managed Portfolio Capital Withdrawal	SMILL AUD EST 0.03798105, DRP payout income	CARE Core Growth Portfolio		\$1.16	
16/07/2020	Withdrawal	Dividend	SMILL AUD EST 0.03798105, DRP - Adjustment	CARE Core Growth Portfolio		\$1.16	
16/07/2020	Withdrawal	Managed Portfolio Capital Withdrawal	OMF0009AU Distribution Ex 30/06/2020 cpu:1.8964685974701000 payout income	CARE Core Growth Portfolio		\$598.40	
16/07/2020	Deposit	Dividend	SMILL AUD EST 0.03798105, DRP	CARE Core Growth Portfolio			\$123.74
16/07/2020	Deposit	Dividend	OMF0009AU Distribution Ex 30/06/2020 cpu:1.8964685974701000	CARE Core Growth Portfolio			\$598.40
17/07/2020	Deposit	Trade Movement	Sell 2 VAS	CARE Core Growth Portfolio			\$152.42
17/07/2020	Withdrawal	Trade Movement	Buy 1 WDIV	CARE Enhanced International Equity Portfolio		\$15.32	
21/07/2020	Withdrawal	Trade Movement	Buy 140 DIRE	CARE Core Growth Portfolio		\$2,509.26	
21/07/2020	Deposit	Trade Movement	Sell 51 VAS	CARE Core Growth Portfolio			\$3,886.64
21/07/2020	Withdrawal	Trade Movement	Buy 21 WDIV	CARE Enhanced International Equity Portfolio		\$321.81	

The information in this report is of a general nature only and does not take into account your personal objectives, financial situation or needs. Any amounts are reflective of your current investment positions only, and do not represent a guarantee of benefit as the positions may not include tax payable, fees or other deductions or credits. The actual amount payable will be determined at the time a payment is made. For superannuation members - the Government has placed restrictions (known as "Preservation" rules) on when superannuation benefits can be received - refer to the Product Disclosure Statement for more information. Whilst reasonable care has been taken in preparing the information provided, no responsibility will be taken for its accuracy nor for its use. In preparing this document, we have relied upon and assumed, without independent verification, the accuracy and completeness of all information supplied by or obtained from third parties. To the maximum extent permitted by law, neither we, nor our directors, employees or agents accept any liability for any loss arising in relation to this report.

Report executed: 14/10/2021 4:24:34 PM

Cash Transactions (including Managed Portfolio) Report



From 01/07/2020 to 30/06/2021

Account Name: Beannaithe Pty Ltd ATF Beannaithe Self Managed Superannuation Fund (24014946 - Superfund (Corporate Trustee))

Adviser Name: Corne Wilbers at Prestige Portfolios Pty Ltd

Date	Transaction Type	Transaction Sub Type	Transaction Details	Managed Portfolio	Sub Managed Portfolio	Debit	Credit
22/07/2020	Withdrawal	Withdrawal To Managed Portfolio	VEU USD 0.2538, 15% WHT, EST\$A - Adjustment - payout to CARE Core Growth Portfolio			\$2.25	\$95.03
22/07/2020	Deposit	Deposit From Managed Portfolio	VEU USD 0.2538, 15% WHT, EST\$A - payout from CARE Core Growth Portfolio	CARE Core Growth Portfolio			
22/07/2020	Withdrawal	Managed Portfolio Capital Withdrawal	VEU USD 0.2538, 15% WHT, EST\$A - payout income	CARE Core Growth Portfolio		\$95.03	
22/07/2020	Deposit	Managed Portfolio Capital Contribution	VEU USD 0.2538, 15% WHT, EST\$A - Adjustment payout income	CARE Core Growth Portfolio			\$2.25
22/07/2020	Deposit	Dividend	VEU USD 0.2538, 15% WHT, EST\$A	CARE Core Growth Portfolio			\$95.03
22/07/2020	Withdrawal	Dividend	VEU USD 0.2538, 15% WHT, EST\$A - Adjustment	CARE Core Growth Portfolio		\$2.25	
23/07/2020	Expense	Transaction Fee	Sell MGE0001AU - Transaction Fee	CARE Enhanced International Equity Portfolio		\$0.86	
23/07/2020	Deposit	Trade Movement	Sell 323.71411 MGE0001AU	CARE Enhanced International Equity Portfolio			\$842.50
24/07/2020	Withdrawal	Withdrawal To Managed Portfolio	VTS USD 0.6999, 30% WHT, EST\$A - Adjustment - payout to CARE Core Growth Portfolio			\$1.52	
24/07/2020	Deposit	Deposit From Managed Portfolio	VTS USD 0.6999, 30% WHT, EST\$A - payout from CARE Core Growth Portfolio	CARE Core Growth Portfolio			\$80.98
24/07/2020	Withdrawal	Managed Portfolio Capital Withdrawal	VTS USD 0.6999, 30% WHT, EST\$A - payout income	CARE Core Growth Portfolio		\$80.98	
24/07/2020	Withdrawal	Dividend	VTS USD 0.6999, 30% WHT, EST\$A - Adjustment	CARE Core Growth Portfolio		\$1.52	
24/07/2020	Deposit	Managed Portfolio Capital Contribution	VTS USD 0.6999, 30% WHT, EST\$A - Adjustment payout income	CARE Core Growth Portfolio			\$1.52
24/07/2020	Deposit	Dividend	VTS USD 0.6999, 30% WHT, EST\$A	CARE Core Growth Portfolio			\$80.98

The information in this report is of a general nature only and does not take into account your personal objectives, financial situation or needs. Any amounts are reflective of your current investment positions only, and do not represent a guarantee of benefit as the positions may not include tax payable, fees or other deductions or credits. The actual amount payable will be determined at the time a payment is made. For superannuation members - the Government has placed restrictions (known as "Preservation" rules) on when superannuation benefits can be received - refer to the Product Disclosure Statement for more information. Whilst reasonable care has been taken in preparing the information provided, no responsibility will be taken for its accuracy nor for its use. In preparing this document, we have relied upon and assumed, without independent verification, the accuracy and completeness of all information supplied by or obtained from third parties. To the maximum extent permitted by law, neither we, nor our directors, employees or agents accept any liability for any loss arising in relation to this report.

Cash Transactions (including Managed Portfolio) Report



From 01/07/2020 to 30/06/2021

Account Name: Beannaithe Pty Ltd ATF Beannaithe Self Managed Superannuation Fund (24014946 - Superfund (Corporate Trustee))

Adviser Name: Corne Wilbers at Prestige Portfolios Pty Ltd

Date	Transaction Type	Transaction Sub Type	Transaction Details	Managed Portfolio	Sub Managed Portfolio	Debit	Credit
28/07/2020	Withdrawal	Withdrawal To Managed Portfolio	Buy CARE Core Growth Portfolio			\$2,402.00	2701
28/07/2020	Withdrawal	Withdrawal To Managed Portfolio	Buy CARE Active Portfolio			\$666.00	2702
28/07/2020	Withdrawal	Withdrawal To Managed Portfolio	Buy CARE Enhanced International Equity Portfolio			\$598.00	2704
28/07/2020	Withdrawal	Withdrawal To Managed Portfolio	Buy CARE Enhanced Australian Equity Portfolio			\$500.00	2703
28/07/2020	Deposit	Managed Portfolio Capital Contribution	Deposit into NUP	CARE Active Portfolio			\$600.00
28/07/2020	Deposit	Managed Portfolio Capital Contribution	Deposit into NUP	CARE Core Growth Portfolio			\$2,402.00
28/07/2020	Withdrawal	Trade Movement	Buy 1 DJRE	CARE Core Growth Portfolio		\$17.73	2701
28/07/2020	Withdrawal	Trade Movement	Buy 1 VAS	CARE Core Growth Portfolio		\$77.07	2701
28/07/2020	Withdrawal	Trade Movement	Buy 2 VEU	CARE Core Growth Portfolio		\$142.39	2701
28/07/2020	Withdrawal	Trade Movement	Buy 1 SMML	CARE Core Growth Portfolio		\$3.28	2701
28/07/2020	Withdrawal	Trade Movement	Buy OMF0009AU	CARE Core Growth Portfolio		\$1,438.54	2701
28/07/2020	Deposit	Managed Portfolio Capital Contribution	Deposit into NUP	CARE Enhanced Australian Equity Portfolio			\$500.00
28/07/2020	Withdrawal	Withdrawal To Managed Portfolio	Withdrawal to sub-sleeve	CARE Enhanced Australian Equity Portfolio		\$589.80	2703
28/07/2020	Deposit	Managed Portfolio Capital Contribution	Deposit into NUP	CARE Enhanced Australian Equity Portfolio	Joseph Palmer & Sons Enhanced Australian Equity Portfolio		\$589.80
28/07/2020	Withdrawal	Trade Movement	Buy 41 WDIV	CARE Enhanced International Equity Portfolio		\$617.41	2704
28/07/2020	Deposit	Managed Portfolio Capital Contribution	Deposit into NUP	CARE Enhanced International Equity Portfolio			\$500.00
30/07/2020	Withdrawal	Trade Movement	Buy 11 VAS	CARE Core Growth Portfolio		\$847.71	2701

The information in this report is of a general nature only and does not take into account your personal objectives, financial situation or needs. Any amounts are reflective of your current investment positions only, and do not represent a guarantee of benefit as the positions may not include tax payable, fees or other deductions or credits. The actual amount payable will be determined at the time a payment is made. For superannuation members - the Government has placed restrictions (known as "preservation" rules) on when superannuation benefits can be received - refer to the Product Disclosure Statement for more information. Whilst reasonable care has been taken in preparing the information provided, no responsibility will be taken for its accuracy nor for its use. In preparing this document, we have relied upon and assumed, without independent verification, the accuracy and completeness of all information supplied by or obtained from third parties. To the maximum extent permitted by law, neither we, nor our directors, employees or agents accept any liability for any loss arising in relation to this report.

Cash Transactions (including Managed Portfolio) Report



From 01/07/2020 to 30/06/2021

Account Name: Beannaithe Pty Ltd ATF Beannaithe Self Managed Superannuation Fund (24014946 - Superfund (Corporate Trustee))

Adviser Name: Corne Wilbers at Prestige Portfolios Pty Ltd

Date	Transaction Type	Transaction Sub Type	Transaction Details	Managed Portfolio	Sub Managed Portfolio	Debit	Credit
30/07/2020	Withdrawal	Trade Movement	Buy 33 SMILL	CARE Core Growth Portfolio		\$108.36	\$101
30/07/2020	Withdrawal	Trade Movement	Buy 5 DJRE	CARE Core Growth Portfolio		\$88.65	\$101
30/07/2020	Withdrawal	Trade Movement	Buy 2 VTS	CARE Core Growth Portfolio		\$460.58	\$101
30/07/2020	Withdrawal	Trade Movement	Buy 8 WXHG	CARE Core Growth Portfolio		\$178.60	\$101
30/07/2020	Withdrawal	Trade Movement	Buy 2 IEM	CARE Core Growth Portfolio		\$122.85	\$101
30/07/2020	Withdrawal	Trade Movement	Buy 2 VEU	CARE Core Growth Portfolio		\$142.39	\$101
30/07/2020	Withdrawal	Trade Movement	Buy 1 IJR	CARE Core Growth Portfolio		\$99.39	\$101
03/08/2020	Expense	Transaction Fee	Buy OMF0009AU - Transaction Fee	CARE Core Growth Portfolio		\$1.47	\$192
03/08/2020	Expense	Transaction Fee	Sell HOW0052AU - Transaction Fee	CARE Core Growth Portfolio		\$1.39	\$193
03/08/2020	Deposit	Trade Movement	Sell 1127.8918 HOW0052AU	CARE Core Growth Portfolio			\$1,360.24
06/08/2020	Expense	Licensee Fees	Licensee Fee Jul 2020 - GPS Wealth Ltd			\$26.86	\$193
06/08/2020	Expense	Portfolio Service Fees	Portfolio Service Fees Jul 2020 - Hub24			\$105.01	\$193
06/08/2020	Expense	Investment Management Fee	Investment Management Fee Jul 2020 - CARE Active Portfolio			\$13.76	\$193
06/08/2020	Expense	Investment Management Fee	Investment Management Fee Jul 2020 - CARE Enhanced International Equity Portfolio			\$10.17	\$193
06/08/2020	Expense	Investment Management Fee	Investment Management Fee Jul 2020 - CARE Core Growth Portfolio			\$63.10	\$193
06/08/2020	Expense	Investment Management Fee	Investment Management Fee Jul 2020 - CARE Enhanced Australian Equity Portfolio			\$11.54	\$193

The information in this report is of a general nature only and does not take into account your personal objectives, financial situation or needs. Any amounts are reflective of your current investment positions only, and do not represent a guarantee of benefit as the positions may not include tax payable, fees or other deductions or credits. The actual amount payable will be determined at the time a payment is made. For superannuation members - the Government has placed restrictions (known as "Preservation" rules) on when superannuation benefits can be received - refer to the Product Disclosure Statement for more information. Whilst reasonable care has been taken in preparing the information provided, no responsibility will be taken for its accuracy nor for its use. In preparing this document, we have relied upon and assumed, without independent verification, the accuracy and completeness of all information supplied by or obtained from third parties. To the maximum extent permitted by law, neither we, nor our directors, employees or agents accept any liability for any loss arising in relation to this report.

Report executed: 14/10/2021 4:24:34 PM

Cash Transactions (including Managed Portfolio) Report



From 01/07/2020 to 30/06/2021

Account Name: Beannaithe Pty Ltd ATF Beannaithe Self Managed Superannuation Fund (24014946 - Superfund (Corporate Trustee))

Adviser Name: Corne Wilbers at Prestige Portfolios Pty Ltd

Date	Transaction Type	Transaction Sub Type	Transaction Details	Managed Portfolio	Sub Managed Portfolio	Debit	Credit
06/08/2020	Expense	Investment Management Fee	Investment Management Fee Jul 2020 - Joseph Palmer & Sons Enhanced Australian Equity Portfolio			\$12.68	1798
06/08/2020	Withdrawal	Trade Movement	Buy 3 SYD	CARE Enhanced Australian Equity Portfolio	Joseph Palmer & Sons Enhanced Australian Equity Portfolio	\$15.88	1703
06/08/2020	Deposit	Trade Movement	Sell 1 CBA	CARE Enhanced Australian Equity Portfolio	Joseph Palmer & Sons Enhanced Australian Equity Portfolio		\$71.46
06/08/2020	Deposit	Trade Movement	Sell 1 MQG	CARE Enhanced Australian Equity Portfolio	Joseph Palmer & Sons Enhanced Australian Equity Portfolio		\$124.65
06/08/2020	Withdrawal	Trade Movement	Buy 1 IVC	CARE Enhanced Australian Equity Portfolio	Joseph Palmer & Sons Enhanced Australian Equity Portfolio	\$9.67	1703
06/08/2020	Withdrawal	Trade Movement	Buy 2 WPL	CARE Enhanced Australian Equity Portfolio	Joseph Palmer & Sons Enhanced Australian Equity Portfolio	\$40.72	1703
10/08/2020	Deposit	Deposit From Managed Portfolio	OMF0009AU Distribution Ex 31/07/2020 cpu:0.2300000001357000 - payout from CARE Core Growth Portfolio	CARE Core Growth Portfolio			\$75.71
10/08/2020	Withdrawal	Managed Portfolio Capital Withdrawal	OMF0009AU Distribution Ex 31/07/2020 cpu:0.2300000001357000 payout income	CARE Core Growth Portfolio		\$75.71	
10/08/2020	Deposit	Dividend	OMF0009AU Distribution Ex 31/07/2020 cpu:0.2300000001357000	CARE Core Growth Portfolio			\$75.71
10/08/2020	Deposit	Trade Movement	Sell 7 ANN	CARE Enhanced Australian Equity Portfolio	Joseph Palmer & Sons Enhanced Australian Equity Portfolio		\$274.69
10/08/2020	Withdrawal	Trade Movement	Buy 10 WPL	CARE Enhanced Australian Equity Portfolio	Joseph Palmer & Sons Enhanced Australian Equity Portfolio	\$203.62	1703
10/08/2020	Deposit	Trade Movement	Sell 2 MQG	CARE Enhanced Australian Equity Portfolio	Joseph Palmer & Sons Enhanced Australian Equity Portfolio		\$249.27
10/08/2020	Deposit	Trade Movement	Sell 2 CBA	CARE Enhanced Australian Equity Portfolio	Joseph Palmer & Sons Enhanced Australian Equity Portfolio		\$142.93

The information in this report is of a general nature only and does not take into account your personal objectives, financial situation or needs. Any amounts are reflective of your current investment positions only, and do not represent a guarantee of benefit as the positions may not include tax payable, fees or other deductions or credits. The actual amount payable will be determined at the time a payment is made. For superannuation members - the Government has placed restrictions (known as "Preservation" rules) on when superannuation benefits can be received - refer to the Product Disclosure Statement for more information. Whilst reasonable care has been taken in preparing the information provided, no responsibility will be taken for its accuracy nor for its use. In preparing this document, we have relied upon and assumed, without independent verification, the accuracy and completeness of all information supplied by or obtained from third parties. To the maximum extent permitted by law, neither we, nor our directors, employees or agents accept any liability for any loss arising in relation to this report.

Cash Transactions (including Managed Portfolio) Report



From 01/07/2020 to 30/06/2021

Account Name: Beannaithe Pty Ltd ATF Beannaithe Self Managed Superannuation Fund (24014946 - Superfund (Corporate Trustee))

Adviser Name: Corne Wilbers at Prestige Portfolios Pty Ltd

Date	Transaction Type	Transaction Sub Type	Transaction Details	Managed Portfolio	Sub Managed Portfolio	Debit	Credit
10/08/2020	Withdrawal	Trade Movement	Buy 1 CSL	CARE Enhanced Australian Equity Portfolio	Joseph Palmer & Sons Enhanced Australian Equity Portfolio	\$277.57	1703
10/08/2020	Withdrawal	Trade Movement	Buy 62 SYD	CARE Enhanced Australian Equity Portfolio	Joseph Palmer & Sons Enhanced Australian Equity Portfolio	\$328.17	1703
10/08/2020	Withdrawal	Trade Movement	Buy 31 IVC	CARE Enhanced Australian Equity Portfolio	Joseph Palmer & Sons Enhanced Australian Equity Portfolio	\$299.86	1703
10/08/2020	Deposit	Trade Movement	Sell 7 SHL	CARE Enhanced Australian Equity Portfolio	Joseph Palmer & Sons Enhanced Australian Equity Portfolio		\$231.68
28/08/2020	Withdrawal	Trade Movement	Buy 1 AGL	CARE Enhanced Australian Equity Portfolio	Joseph Palmer & Sons Enhanced Australian Equity Portfolio	\$14.81	1703
31/08/2020	Withdrawal	Exercise Of Rights Payment	Payment for Exercise of Right 55 SYDR	CARE Enhanced Australian Equity Portfolio	Joseph Palmer & Sons Enhanced Australian Equity Portfolio	\$250.80	1703
01/09/2020	Withdrawal	Trade Movement	Buy 34 AGL	CARE Enhanced Australian Equity Portfolio	Joseph Palmer & Sons Enhanced Australian Equity Portfolio	\$503.63	1703
03/09/2020	Expense	Licensee Fees	Licensee Fee Aug 2020 - GPS Wealth Ltd	CARE Enhanced Australian Equity Portfolio	Joseph Palmer & Sons Enhanced Australian Equity Portfolio	\$27.30	1798
03/09/2020	Expense	Portfolio Service Fees	Portfolio Service Fees Aug 2020 - Hub24	CARE Enhanced Australian Equity Portfolio	Joseph Palmer & Sons Enhanced Australian Equity Portfolio	\$105.90	1798
03/09/2020	Expense	Investment Management Fee	Investment Management Fee Aug 2020 - CARE Active Portfolio	CARE Enhanced Australian Equity Portfolio	Joseph Palmer & Sons Enhanced Australian Equity Portfolio	\$14.28	1798
03/09/2020	Expense	Investment Management Fee	Investment Management Fee Aug 2020 - CARE Enhanced International Equity Portfolio	CARE Enhanced Australian Equity Portfolio	Joseph Palmer & Sons Enhanced Australian Equity Portfolio	\$10.29	1798
03/09/2020	Expense	Investment Management Fee	Investment Management Fee Aug 2020 - CARE Core Growth Portfolio	CARE Enhanced Australian Equity Portfolio	Joseph Palmer & Sons Enhanced Australian Equity Portfolio	\$64.44	1703
03/09/2020	Expense	Investment Management Fee	Investment Management Fee Aug 2020 - CARE Enhanced Australian Equity Portfolio	CARE Enhanced Australian Equity Portfolio	Joseph Palmer & Sons Enhanced Australian Equity Portfolio	\$11.64	1798
03/09/2020	Expense	Investment Management Fee	Investment Management Fee Aug 2020 - Joseph Palmer & Sons Enhanced Australian Equity Portfolio	CARE Enhanced Australian Equity Portfolio	Joseph Palmer & Sons Enhanced Australian Equity Portfolio	\$12.81	1798

The information in this report is of a general nature only and does not take into account your personal objectives, financial situation or needs. Any amounts are reflective of your current investment positions only, and do not represent a guarantee of benefit as the positions may not include tax payable, fees or other deductions or credits. The actual amount payable will be determined at the time a payment is made. For superannuation members - the Government has placed restrictions (known as "Preservation" rules) on when superannuation benefits can be received - refer to the Product Disclosure Statement for more information. Whilst reasonable care has been taken in preparing the information provided, no responsibility will be taken for its accuracy nor for its use. In preparing this document, we have relied upon and assumed, without independent verification, the accuracy and completeness of all information supplied by or obtained from third parties. To the maximum extent permitted by law, neither we, nor our directors, employees or agents accept any liability for any loss arising in relation to this report.

Report executed: 14/10/2021 4:24:34 PM

Cash Transactions (including Managed Portfolio) Report



From 01/07/2020 to 30/06/2021

Account Name: Beannaithe Pty Ltd ATF Beannaithe Self Managed Superannuation Fund (24014946 - Superfund (Corporate Trustee))

Adviser Name: Corne Wilbers at Prestige Portfolios Pty Ltd

Date	Transaction Type	Transaction Sub Type	Transaction Details	Managed Portfolio	Sub Managed Portfolio	Debit	Credit
07/09/2020	Deposit	Deposit From Managed Portfolio	OMF0009AU Distribution Ex 31/08/2020 cpu:0.2399999987769000 - payout from CARE Core Growth Portfolio	CARE Core Growth Portfolio		\$79.00	\$79.00
07/09/2020	Withdrawal	Managed Portfolio Capital Withdrawal	OMF0009AU Distribution Ex 31/08/2020 cpu:0.2399999987769000 payout income	CARE Core Growth Portfolio			\$79.00
07/09/2020	Deposit	Dividend	OMF0009AU Distribution Ex 31/08/2020 cpu:0.2399999987769000	CARE Core Growth Portfolio			\$79.00
17/09/2020	Deposit	Dividend	ANN USD 0.2825, UNFRANKED, 0.2825 CFI, DRP NIL DISC, ESTSA	CARE Enhanced Australian Equity Portfolio	Joseph Palmer & Sons Enhanced Australian Equity Portfolio		\$14.17
17/09/2020	Withdrawal	Dividend	ANN USD 0.2825, UNFRANKED, 0.2825 CFI, DRP NIL DISC, ESTSA - Adjustment	CARE Enhanced Australian Equity Portfolio	Joseph Palmer & Sons Enhanced Australian Equity Portfolio	\$0.45	\$0.45
18/09/2020	Withdrawal	Dividend	WPL USD 0.26, 0.26 FRANKED, 30% CTR, DRP 1.5% DISC, ESTSA - Adjustment	CARE Enhanced Australian Equity Portfolio	Joseph Palmer & Sons Enhanced Australian Equity Portfolio	\$0.20	\$0.20
18/09/2020	Deposit	Dividend	WPL USD 0.26, 0.26 FRANKED, 30% CTR, DRP 1.5% DISC, ESTSA	CARE Enhanced Australian Equity Portfolio	Joseph Palmer & Sons Enhanced Australian Equity Portfolio		\$26.30
22/09/2020	Deposit	Dividend	SHL AUD 0.153 FRANKED, 30% CTR, NIL CFI, DRP SUSP	CARE Enhanced Australian Equity Portfolio	Joseph Palmer & Sons Enhanced Australian Equity Portfolio		\$21.93
22/09/2020	Withdrawal	Dividend	BHP USD 0.55, 0.55 FRANKED, 30% CTR, DRP NIL DISC, ESTSA - Adjustment	CARE Enhanced Australian Equity Portfolio	Joseph Palmer & Sons Enhanced Australian Equity Portfolio	\$0.78	\$0.78
22/09/2020	Deposit	Dividend	BHP USD 0.55, 0.55 FRANKED, 30% CTR, DRP NIL DISC, ESTSA	CARE Enhanced Australian Equity Portfolio	Joseph Palmer & Sons Enhanced Australian Equity Portfolio		\$53.60
23/09/2020	Withdrawal	Trade Movement	Buy 8 NAB	CARE Enhanced Australian Equity Portfolio	Joseph Palmer & Sons Enhanced Australian Equity Portfolio	\$136.23	
23/09/2020	Deposit	Trade Movement	Sell 21 SYD	CARE Enhanced Australian Equity Portfolio	Joseph Palmer & Sons Enhanced Australian Equity Portfolio		\$120.59
23/09/2020	Deposit	Dividend	AMC USD 0.115	CARE Enhanced Australian Equity Portfolio	Joseph Palmer & Sons Enhanced Australian Equity Portfolio		\$25.60

The information in this report is of a general nature only and does not take into account your personal objectives, financial situation or needs. Any amounts are reflective of your current investment positions only, and do not represent a guarantee of benefit as the positions may not include tax payable, fees or other deductions or credits. The actual amount payable will be determined at the time a payment is made. For superannuation members - the Government has placed restrictions (known as "Preservation" rules) on when superannuation benefits can be received - refer to the Product Disclosure Statement for more information. Whilst reasonable care has been taken in preparing the information provided, no responsibility will be taken for its accuracy nor for its use. In preparing this document, we have relied upon and assumed, without independent verification, the accuracy and completeness of all information supplied by or obtained from third parties. To the maximum extent permitted by law, neither we, nor our directors, employees or agents accept any liability for any loss arising in relation to this report.

Cash Transactions (including Managed Portfolio) Report



From 01/07/2020 to 30/06/2021

Account Name: Beannaithe Pty Ltd ATF Beannaithe Self Managed Superannuation Fund (24014946 - Superfund (Corporate Trustee))

Adviser Name: Corne Wilbers at Prestige Portfolios Pty Ltd

Date	Transaction Type	Transaction Sub Type	Transaction Details	Managed Portfolio	Sub Managed Portfolio	Debit	Credit
24/09/2020	Deposit	Dividend	STO USD 0.021, 0.021 FRANKED, 30% CTR, DRP SUSP, ESTSA - Adjustment	CARE Enhanced Australian Equity Portfolio	Joseph Palmer & Sons Enhanced Australian Equity Portfolio		\$0.05 0567
24/09/2020	Deposit	Dividend	STO USD 0.021, 0.021 FRANKED, 30% CTR, DRP SUSP, ESTSA	CARE Enhanced Australian Equity Portfolio	Joseph Palmer & Sons Enhanced Australian Equity Portfolio		\$8.02 0567
24/09/2020	Deposit	Dividend	TLS AUD 0.03 SPEC, 0.08 FRANKED, 30% CTR, DRP NIL DISC	CARE Enhanced Australian Equity Portfolio	Joseph Palmer & Sons Enhanced Australian Equity Portfolio		\$35.44 0567
25/09/2020	Deposit	Trade Movement	Sell 57 SYD	CARE Enhanced Australian Equity Portfolio	Joseph Palmer & Sons Enhanced Australian Equity Portfolio		\$327.30 0567
25/09/2020	Withdrawal	Trade Movement	Buy 4 NAB	CARE Enhanced Australian Equity Portfolio	Joseph Palmer & Sons Enhanced Australian Equity Portfolio	\$68.12 1703	
25/09/2020	Withdrawal	Trade Movement	Buy 676 SKI	CARE Enhanced Australian Equity Portfolio	Joseph Palmer & Sons Enhanced Australian Equity Portfolio	\$1,474.08 1703	
25/09/2020	Deposit	Trade Movement	Sell 108 BLD	CARE Enhanced Australian Equity Portfolio	Joseph Palmer & Sons Enhanced Australian Equity Portfolio		\$462.15 0567
25/09/2020	Deposit	Dividend	LNK AUD 0.0175 FRANKED, 30% CTR, NIL CFI, DRP 1.5% DISC	CARE Enhanced Australian Equity Portfolio	Joseph Palmer & Sons Enhanced Australian Equity Portfolio		\$29.02 0567
25/09/2020	Deposit	Dividend	AGL AUD 0.408 FRANKED, 30% CTR, NIL CFI, DRP NIL DISC	CARE Enhanced Australian Equity Portfolio	Joseph Palmer & Sons Enhanced Australian Equity Portfolio		\$65.79 0567
30/09/2020	Withdrawal	Trade Movement	Buy 1 CGC	CARE Enhanced Australian Equity Portfolio	Joseph Palmer & Sons Enhanced Australian Equity Portfolio	\$3.39 1703	
30/09/2020	Deposit	Dividend	CBA AUD 0.98 FRANKED, 30% CTR, DRP NIL DISC	CARE Enhanced Australian Equity Portfolio	Joseph Palmer & Sons Enhanced Australian Equity Portfolio		\$19.60 0567
02/10/2020	Expense	Portfolio Service Fees	Expense Recovery 19/20			\$41.89 1798	
02/10/2020	Withdrawal	Trade Movement	Buy 60 WPL	CARE Enhanced Australian Equity Portfolio	Joseph Palmer & Sons Enhanced Australian Equity Portfolio	\$1,064.99 1703	
02/10/2020	Withdrawal	Trade Movement	Buy 64 CGC	CARE Enhanced Australian Equity Portfolio	Joseph Palmer & Sons Enhanced Australian Equity Portfolio	\$216.98 1703	
05/10/2020	Expense	Licensee Fees	Licensee Fee Sep 2020 - GPS Wealth Ltd			\$26.17 1798	

The information in this report is of a general nature only and does not take into account your personal objectives, financial situation or needs. Any amounts are reflective of your current investment positions only, and do not represent a guarantee of benefit as the positions may not include tax payable, fees or other deductions or credits. The actual amount payable will be determined at the time a payment is made. For superannuation members - the Government has placed restrictions (known as "Preservation" rules) on when superannuation benefits can be received - refer to the Product Disclosure Statement for more information. Whilst reasonable care has been taken in preparing the information provided, no responsibility will be taken for its use. In preparing this document, we have relied upon and assumed, without independent verification, the accuracy and completeness of all information supplied by or obtained from third parties. To the maximum extent permitted by law, neither we, nor our directors, employees or agents accept any liability for any loss arising in relation to this report.

Report executed: 14/10/2021 4:24:34 PM

Cash Transactions (including Managed Portfolio) Report



From 01/07/2020 to 30/06/2021

Account Name: Beannaithe Pty Ltd ATF Beannaithe Self Managed Superannuation Fund (24014946 - Superfund (Corporate Trustee))

Adviser Name: Corne Wilbers at Prestige Portfolios Pty Ltd

Date	Transaction Type	Transaction Sub Type	Transaction Details	Managed Portfolio	Sub Managed Portfolio	Debit	Credit
05/10/2020	Expense	Portfolio Service Fees	Portfolio Service Fees Sep 2020 - Hub24			\$101.98	1798
05/10/2020	Expense	Investment Management Fee	Investment Management Fee Sep 2020 - CARE Active Portfolio			\$13.54	1798
05/10/2020	Expense	Investment Management Fee	Investment Management Fee Sep 2020 - CARE Enhanced International Equity Portfolio			\$9.90	1798
05/10/2020	Expense	Investment Management Fee	Investment Management Fee Sep 2020 - CARE Core Growth Portfolio			\$61.92	1798
05/10/2020	Expense	Investment Management Fee	Investment Management Fee Sep 2020 - CARE Enhanced Australian Equity Portfolio			\$11.15	1798
05/10/2020	Expense	Investment Management Fee	Investment Management Fee Sep 2020 - Joseph Palmer & Sons Enhanced Australian Equity Portfolio			\$12.28	1798
05/10/2020	Deposit	Dividend	IVC AUD 0.055 FRANKED, 30% CTR, DRP NIL DISC	CARE Enhanced Australian Equity Portfolio	Joseph Palmer & Sons Enhanced Australian Equity Portfolio		\$8.36
05/10/2020	Deposit	Dividend	IVC AUD 0.235 FRANKED, 30% CTR, DRP 2% DISC	CARE Enhanced Australian Equity Portfolio	Joseph Palmer & Sons Enhanced Australian Equity Portfolio		\$33.61
08/10/2020	Deposit	Deposit From Managed Portfolio	Interest Credited October 2020 - payout from CARE Core Growth Portfolio				\$8.21
08/10/2020	Deposit	Deposit From Managed Portfolio	OMF0009AU Distribution Ex 30/09/2020 cpu:0.2400000018910000 - payout from CARE Core Growth Portfolio				\$79.00
08/10/2020	Withdrawal	Managed Portfolio Capital Withdrawal	OMF0009AU Distribution Ex 30/09/2020 cpu:0.2400000018910000 payout income		CARE Core Growth Portfolio	\$79.00	
08/10/2020	Withdrawal	Managed Portfolio Capital Withdrawal	Adj 432469943 Acc 24014946 Siv CARE Core Growth Portfolio: HOW0052AU Rebate 30/6/2020 payout income		CARE Core Growth Portfolio	\$8.21	

The information in this report is of a general nature only and does not take into account your personal objectives, financial situation or needs. Any amounts are reflective of your current investment positions only, and do not represent a guarantee of benefit as the positions may not include tax payable, fees or other deductions or credits. The actual amount payable will be determined at the time a payment is made. For superannuation members - the Government has placed restrictions (known as "preservation" rules) on when superannuation benefits can be received - refer to the Product Disclosure Statement for more information. Whilst reasonable care has been taken in preparing the information provided, no responsibility will be taken for its accuracy nor for its use. In preparing this document, we have relied upon and assumed, without independent verification, the accuracy and completeness of all information supplied by or obtained from third parties. To the maximum extent permitted by law, neither we, nor our directors, employees or agents accept any liability for any loss arising in relation to this report.

Cash Transactions (including Managed Portfolio) Report



CARE portfolio

From 01/07/2020 to 30/06/2021

Account Name: Beannaithe Pty Ltd ATF Beannaithe Self Managed Superannuation Fund (24014946 - Superfund (Corporate Trustee))

Adviser Name: Corne Wilbers at Prestige Portfolios Pty Ltd

Date	Transaction Type	Transaction Sub Type	Transaction Details	Managed Portfolio	Sub Managed Portfolio	Debit	Credit
08/10/2020	Deposit	Dividend	OMF0009AU Distribution Ex 30/09/2020 cpu:0.2400000018910000	CARE Core Growth Portfolio			\$79.00
08/10/2020	Income	Interest Credited	HOW0052AU Rebate 30/6/2020	CARE Core Growth Portfolio			\$8.21
08/10/2020	Deposit	Dividend	CGC AUD 0.04 FRANKED, 30% CTR, DRP SUSP	CARE Enhanced Australian Equity Portfolio	Joseph Palmer & Sons Enhanced Australian Equity Portfolio		\$17.40
09/10/2020	Deposit	Deposit From Managed Portfolio	HOW0052AU Distribution Ex 30/09/2020 cpu:0.5273999955 - payout from CARE Core Growth Portfolio				\$81.96
09/10/2020	Withdrawal	Managed Portfolio Capital Withdrawal	HOW0052AU Distribution Ex 30/09/2020 cpu:0.5273999955 payout income	CARE Core Growth Portfolio		\$81.96	
09/10/2020	Deposit	Dividend	HOW0052AU Distribution Ex 30/09/2020 cpu:0.5273999955	CARE Core Growth Portfolio			\$81.96
09/10/2020	Deposit	Dividend	CSL USD 1.07, UNFRANKED, 1.07 CFI, DRP SUSP, EST\$A	CARE Enhanced Australian Equity Portfolio	Joseph Palmer & Sons Enhanced Australian Equity Portfolio		\$7.41
09/10/2020	Withdrawal	Dividend	CSL USD 1.07, UNFRANKED, 1.07 CFI, DRP SUSP, EST\$A - Adjustment	CARE Enhanced Australian Equity Portfolio	Joseph Palmer & Sons Enhanced Australian Equity Portfolio	\$0.06	
13/10/2020	Deposit	Deposit From Managed Portfolio	IJR AUD EST 0.33793782, DRP - payout from CARE Active Portfolio				\$39.88
13/10/2020	Deposit	Deposit From Managed Portfolio	IJR AUD EST 0.33793782, DRP - payout from CARE Core Growth Portfolio				\$34.43
13/10/2020	Withdrawal	Managed Portfolio Capital Withdrawal	IJR AUD EST 0.33793782, DRP payout income	CARE Active Portfolio		\$39.88	
13/10/2020	Deposit	Dividend	IJR AUD EST 0.33793782, DRP	CARE Active Portfolio			\$39.88
13/10/2020	Deposit	Dividend	IJR AUD EST 0.33793782, DRP	CARE Core Growth Portfolio			\$34.43
13/10/2020	Withdrawal	Managed Portfolio Capital Withdrawal	IJR AUD EST 0.33793782, DRP payout income	CARE Core Growth Portfolio		\$34.43	
16/10/2020	Deposit	Deposit From Managed Portfolio	VAS AUD EST 0.569899, DRP - payout from CARE Core Growth Portfolio				\$22.77

The information in this report is of a general nature only and does not take into account your personal objectives, financial situation or needs. Any amounts are reflective of your current investment positions only, and do not represent a guarantee of benefit as the positions may not include tax payable, fees or other deductions or credits. The actual amount payable will be determined at the time a payment is made. For superannuation members - the Government has placed restrictions (known as "Preservation" rules) on when superannuation benefits can be received - refer to the Product Disclosure Statement for more information. Whilst reasonable care has been taken in preparing the information provided, no responsibility will be taken for its accuracy nor for its use. In preparing this document, we have relied upon and assumed, without independent verification, the accuracy and completeness of all information supplied by or obtained from third parties. To the maximum extent permitted by law, neither we, nor our directors, employees or agents accept any liability for any loss arising in relation to this report.

Report executed: 14/10/2021 4:24:34 PM

Cash Transactions (including Managed Portfolio) Report



From 01/07/2020 to 30/06/2021

Account Name: Beannaithe Pty Ltd ATF Beannaithe Self Managed Superannuation Fund (24014946 - Superfund (Corporate Trustee))

Adviser Name: Corne Wilbers at Prestige Portfolios Pty Ltd

Date	Transaction Type	Transaction Sub Type	Transaction Details	Managed Portfolio	Sub Managed Portfolio	Debit	Credit
16/10/2020	Deposit	Deposit From Managed Portfolio	VAS AUD EST 0.569899, DRP - payout from CARE Active Portfolio				-\$87.76
16/10/2020	Withdrawal	Withdrawal To Managed Portfolio	VAS AUD EST 0.569899, DRP - Adjustment - payout to CARE Core Growth Portfolio			\$1.89	
16/10/2020	Withdrawal	Withdrawal To Managed Portfolio	VAS AUD EST 0.569899, DRP - Adjustment - payout to CARE Active Portfolio			\$0.23	
16/10/2020	Withdrawal	Managed Portfolio Capital Withdrawal	VAS AUD EST 0.569899, DRP payout income	CARE Active Portfolio		\$87.76	
16/10/2020	Deposit	Managed Portfolio Capital Contribution	VAS AUD EST 0.569899, DRP - Adjustment payout income	CARE Active Portfolio			\$0.23
16/10/2020	Withdrawal	Dividend	VAS AUD EST 0.569899, DRP - Adjustment	CARE Active Portfolio		\$0.23	6567
16/10/2020	Deposit	Dividend	VAS AUD EST 0.569899, DRP	CARE Active Portfolio			\$87.76
16/10/2020	Deposit	Dividend	VAS AUD EST 0.569899, DRP	CARE Active Portfolio			\$727.77
16/10/2020	Withdrawal	Managed Portfolio Capital Withdrawal	VAS AUD EST 0.569899, DRP payout income	CARE Core Growth Portfolio		\$727.77	
16/10/2020	Withdrawal	Dividend	VAS AUD EST 0.569899, DRP - Adjustment	CARE Core Growth Portfolio		\$1.89	0567
16/10/2020	Deposit	Managed Portfolio Capital Contribution	VAS AUD EST 0.569899, DRP - Adjustment payout income	CARE Core Growth Portfolio			\$1.89
16/10/2020	Deposit	Trade Movement	Sell 4 CGC	CARE Enhanced Australian Equity Portfolio	Joseph Palmer & Sons Enhanced Australian Equity Portfolio		\$14.81
20/10/2020	Deposit	Deposit From Managed Portfolio	VEU USD 0.3416, 30% WHT, ESTSA - Adjustment - payout from CARE Core Growth Portfolio				\$1.54
20/10/2020	Deposit	Deposit From Managed Portfolio	VEU USD 0.3416, 30% WHT, ESTSA - payout from CARE Core Growth Portfolio				\$121.89

The information in this report is of a general nature only and does not take into account your personal objectives, financial situation or needs. Any amounts are reflective of your current investment positions only, and do not represent a guarantee of benefit as the positions may not include tax payable, fees or other deductions or credits. The actual amount payable will be determined at the time a payment is made. For superannuation members - the Government has placed restrictions (known as "preservation" rules) on when superannuation benefits can be received - refer to the Product Disclosure Statement for more information. Whilst reasonable care has been taken in preparing the information provided, no responsibility will be taken for its accuracy nor for its use. In preparing this document, we have relied upon and assumed, without independent verification, the accuracy and completeness of all information supplied by or obtained from third parties. To the maximum extent permitted by law, neither we, nor our directors, employees or agents accept any liability for any loss arising in relation to this report.

Cash Transactions (including Managed Portfolio) Report



From 01/07/2020 to 30/06/2021

Account Name: Beannaithe Pty Ltd ATF Beannaithe Self Managed Superannuation Fund (24014946 - Superfund (Corporate Trustee))

Adviser Name: Corne Wilbers at Prestige Portfolios Pty Ltd

Date	Transaction Type	Transaction Sub Type	Transaction Details	Managed Portfolio	Sub Managed Portfolio	Debit	Credit
20/10/2020	Withdrawal	Managed Portfolio Capital Withdrawal	VEU USD 0.3416, 30% WHT, EST\$A payout income	CARE Core Growth Portfolio		\$121.89	
20/10/2020	Withdrawal	Managed Portfolio Capital Withdrawal	VEU USD 0.3416, 30% WHT, EST\$A - Adjustment payout income	CARE Core Growth Portfolio		\$1.54	
20/10/2020	Deposit	Dividend	VEU USD 0.3416, 30% WHT, EST\$A	CARE Core Growth Portfolio			\$121.89
20/10/2020	Deposit	Dividend	VEU USD 0.3416, 30% WHT, EST\$A - Adjustment	CARE Core Growth Portfolio			\$1.54
20/10/2020	Deposit	Trade Movement	Sell 91 CGC	CARE Enhanced Australian Equity Portfolio	Joseph Palmer & Sons Enhanced Australian Equity Portfolio		\$336.79
26/10/2020	Deposit	Deposit From Managed Portfolio	VTS USD 0.6741, 30% WHT, EST\$A - payout from CARE Core Growth Portfolio	CARE Core Growth Portfolio		\$77.18	
26/10/2020	Withdrawal	Managed Portfolio Capital Withdrawal	VTS USD 0.6741, 30% WHT, EST\$A payout income	CARE Core Growth Portfolio		\$77.18	
26/10/2020	Deposit	Dividend	VTS USD 0.6741, 30% WHT, EST\$A	CARE Core Growth Portfolio			\$77.18
27/10/2020	Withdrawal	Withdrawal To Managed Portfolio	Buy CARE Enhanced Australian Equity Portfolio			\$56.00	
27/10/2020	Withdrawal	Withdrawal To Managed Portfolio	Buy CARE Active Portfolio			\$68.00	
27/10/2020	Withdrawal	Withdrawal To Managed Portfolio	Buy CARE Core Growth Portfolio			\$273.00	
27/10/2020	Withdrawal	Withdrawal To Managed Portfolio	Buy CARE Enhanced International Equity Portfolio			\$56.00	
27/10/2020	Deposit	Managed Portfolio Capital Contribution	Deposit into NUP	CARE Active Portfolio			\$68.00
27/10/2020	Deposit	Managed Portfolio Capital Contribution	Deposit into NUP	CARE Core Growth Portfolio			\$273.00
27/10/2020	Deposit	Managed Portfolio Capital Contribution	Deposit into NUP	CARE Enhanced Australian Equity Portfolio			\$56.00

The information in this report is of a general nature only and does not take into account your personal objectives, financial situation or needs. Any amounts are reflective of your current investment positions only, and do not represent a guarantee of benefit as the positions may not include tax payable, fees or other deductions or credits. The actual amount payable will be determined at the time a payment is made. For superannuation members - the Government has placed restrictions (known as "Preservation" rules) on when superannuation benefits can be received - refer to the Product Disclosure Statement for more information. Whilst reasonable care has been taken in preparing the information provided, no responsibility will be taken for its accuracy nor for its use. In preparing this document, we have relied upon and assumed, without independent verification, the accuracy and completeness of all information supplied by or obtained from third parties. To the maximum extent permitted by law, neither we, nor our directors, employees or agents accept any liability for any loss arising in relation to this report.

Cash Transactions (including Managed Portfolio) Report



From 01/07/2020 to 30/06/2021

Account Name: Beannaithe Pty Ltd ATF Beannaithe Self Managed Superannuation Fund (24014946 - Superfund (Corporate Trustee))

Adviser Name: Corne Wilbers at Prestige Portfolios Pty Ltd

Date	Transaction Type	Transaction Sub Type	Transaction Details	Managed Portfolio	Sub Managed Portfolio	Debit	Credit
27/10/2020	Deposit	Managed Portfolio Capital Contribution	Deposit into NUP	CARE Enhanced International Equity Portfolio		\$106.61	\$56.00
04/11/2020	Expense	Portfolio Service Fees	Portfolio Service Fees Oct 2020 - Hub24			\$14.36	
04/11/2020	Expense	Investment Management Fee	Investment Management Fee Oct 2020 - CARE Active Portfolio			\$10.43	
04/11/2020	Expense	Investment Management Fee	Investment Management Fee Oct 2020 - CARE Enhanced International Equity Portfolio			\$65.31	
04/11/2020	Expense	Investment Management Fee	Investment Management Fee Oct 2020 - CARE Core Growth Portfolio			\$11.82	
04/11/2020	Expense	Investment Management Fee	Investment Management Fee Oct 2020 - CARE Enhanced Australian Equity Portfolio			\$13.02	
09/11/2020	Deposit	Deposit From Managed Portfolio	OMF0009AU Distribution Ex 31/10/2020 cpu:0.2099999990975000 - payout from CARE Core Growth Portfolio				\$69.13
09/11/2020	Withdrawal	Managed Portfolio Capital Withdrawal	OMF0009AU Distribution Ex 31/10/2020 cpu:0.2099999990975000 payout income	CARE Core Growth Portfolio		\$69.13	
09/11/2020	Deposit	Dividend	OMF0009AU Distribution Ex 31/10/2020 cpu:0.2099999990975000	CARE Core Growth Portfolio			\$409.18
24/11/2020	Deposit	Deposit From Managed Portfolio	MGE0001AU Distribution Ex 04/11/2020 cpu:4.879999995174980 - payout from CARE Enhanced International Equity Portfolio				\$69.13
24/11/2020	Withdrawal	Managed Portfolio Capital Withdrawal	MGE0001AU Distribution Ex 04/11/2020 cpu:4.879999995174980 payout income	CARE Enhanced International Equity Portfolio		\$409.18	

The information in this report is of a general nature only and does not take into account your personal objectives, financial situation or needs. Any amounts are reflective of your current investment positions only, and do not represent a guarantee of benefit as the positions may not include tax payable, fees or other deductions or credits. The actual amount payable will be determined at the time a payment is made. For superannuation members - the Government has placed restrictions (known as "preservation" rules) on when superannuation benefits can be received - refer to the Product Disclosure Statement for more information. Whilst reasonable care has been taken in preparing the information provided, no responsibility will be taken for its accuracy nor for its use. In preparing this document, we have relied upon and assumed, without independent verification, the accuracy and completeness of all information supplied by or obtained from third parties. To the maximum extent permitted by law, neither we, nor our directors, employees or agents, accept any liability for any loss arising in relation to this report.

Report executed: 14/10/2021 4:24:34 PM

Cash Transactions (including Managed Portfolio) Report



From 01/07/2020 to 30/06/2021

Account Name: Beannaithe Pty Ltd ATF Beannaithe Self Managed Superannuation Fund (24014946 - Superfund (Corporate Trustee))

Adviser Name: Corne Wilbers at Prestige Portfolios Pty Ltd

Date	Transaction Type	Transaction Sub Type	Transaction Details	Managed Portfolio	Sub Managed Portfolio	Debit	Credit
24/11/2020	Deposit	Dividend	MGE0001AU Distribution Ex 04/11/2020 cpu:4.87999995174980	CARE Enhanced International Equity Portfolio			\$409.18
26/11/2020	Withdrawal	Withdrawal To Managed Portfolio	Buy CARE Enhanced International Equity Portfolio			\$20.00	
26/11/2020	Withdrawal	Withdrawal To Managed Portfolio	Buy CARE Enhanced Australian Equity Portfolio			\$20.00	
26/11/2020	Withdrawal	Withdrawal To Managed Portfolio	Buy CARE Active Portfolio			\$24.00	
26/11/2020	Withdrawal	Withdrawal To Managed Portfolio	Buy CARE Core Growth Portfolio			\$97.00	
26/11/2020	Deposit	Managed Portfolio Capital Contribution	Deposit into NUP	CARE Active Portfolio			\$24.00
26/11/2020	Deposit	Managed Portfolio Capital Contribution	Deposit into NUP	CARE Core Growth Portfolio			\$97.00
26/11/2020	Deposit	Managed Portfolio Capital Contribution	Deposit into NUP	CARE Enhanced Australian Equity Portfolio			\$20.00
26/11/2020	Deposit	Managed Portfolio Capital Contribution	Deposit into NUP	CARE Enhanced International Equity Portfolio			\$20.00
01/12/2020	Deposit	Trade Movement	Sell 1 NAB	CARE Enhanced Australian Equity Portfolio	Joseph Palmer & Sons Enhanced Australian Equity Portfolio		\$23.02
01/12/2020	Withdrawal	Trade Movement	Buy 1 AGL	CARE Enhanced Australian Equity Portfolio	Joseph Palmer & Sons Enhanced Australian Equity Portfolio	\$13.56	
01/12/2020	Withdrawal	Trade Movement	Buy 2 TLS	CARE Enhanced Australian Equity Portfolio	Joseph Palmer & Sons Enhanced Australian Equity Portfolio	\$6.20	
03/12/2020	Expense	Portfolio Service Fees	Portfolio Service Fees Nov 2020 - Hub24	CARE Enhanced Australian Equity Portfolio	Joseph Palmer & Sons Enhanced Australian Equity Portfolio	\$104.76	
03/12/2020	Expense	Investment Management Fee	Investment Management Fee Nov 2020 - CARE Active Portfolio			\$14.30	
03/12/2020	Expense	Investment Management Fee	Investment Management Fee Nov 2020 - CARE Enhanced International Equity Portfolio			\$10.13	

The information in this report is of a general nature only and does not take into account your personal objectives, financial situation or needs. Any amounts are reflective of your current investment positions only, and do not represent a guarantee of benefit as the positions may not include tax payable, fees or other deductions or credits. The actual amount payable will be determined at the time a payment is made. For superannuation members - the Government has placed restrictions (known as "Preservation" rules) on when superannuation benefits can be received - refer to the Product Disclosure Statement for more information. Whilst reasonable care has been taken in preparing the information provided, no responsibility will be taken for its accuracy nor for its use. In preparing this document, we have relied upon and assumed, without independent verification, the accuracy and completeness of all information supplied by or obtained from third parties. To the maximum extent permitted by law, neither we, nor our directors, employees or agents, accept any liability for any loss arising in relation to this report.

Cash Transactions (including Managed Portfolio) Report



From 01/07/2020 to 30/06/2021

Account Name: Beannaithe Pty Ltd ATF Beannaithe Self Managed Superannuation Fund (24014946 - Superfund (Corporate Trustee))

Adviser Name: Corne Wilbers at Prestige Portfolios Pty Ltd

Date	Transaction Type	Transaction Sub Type	Transaction Details	Managed Portfolio	Sub Managed Portfolio	Debit	Credit
03/12/2020	Expense	Investment Management Fee	Investment Management Fee Nov 2020 - CARE Core Growth Portfolio			\$65.26	1793
03/12/2020	Expense	Investment Management Fee	Investment Management Fee Nov 2020 - CARE Enhanced Australian Equity Portfolio			\$11.89	1793
03/12/2020	Expense	Investment Management Fee	Investment Management Fee Nov 2020 - Joseph Palmer & Sons Enhanced Australian Equity Portfolio			\$13.09	1793
03/12/2020	Withdrawal	Trade Movement	Buy 29 AGL	CARE Enhanced Australian Equity Portfolio	Joseph Palmer & Sons Enhanced Australian Equity Portfolio	\$393.17	1793
03/12/2020	Deposit	Trade Movement	Sell 17 NAB	CARE Enhanced Australian Equity Portfolio	Joseph Palmer & Sons Enhanced Australian Equity Portfolio		\$391.29
03/12/2020	Withdrawal	Trade Movement	Buy 69 TLS	CARE Enhanced Australian Equity Portfolio	Joseph Palmer & Sons Enhanced Australian Equity Portfolio	\$213.65	1793
07/12/2020	Deposit	Deposit From Managed Portfolio	OMF0009AU Distribution Ex 30/11/2020 cpu:0.2700000017477000 - payout from CARE Core Growth Portfolio	CARE Core Growth Portfolio			\$88.88
07/12/2020	Withdrawal	Managed Portfolio Capital Withdrawal	OMF0009AU Distribution Ex 30/11/2020 cpu:0.2700000017477000 payout income	CARE Core Growth Portfolio		\$88.88	0567
07/12/2020	Deposit	Dividend	OMF0009AU Distribution Ex 30/11/2020 cpu:0.2700000017477000	CARE Core Growth Portfolio			\$25.80
10/12/2020	Deposit	Dividend	NAB AUD 0.3 FRANKED, 30% CTR, DRP NIL DISC, BSP	CARE Enhanced Australian Equity Portfolio	Joseph Palmer & Sons Enhanced Australian Equity Portfolio		\$26.48
15/12/2020	Deposit	Dividend	AMC USD 0.1175	CARE Enhanced Australian Equity Portfolio	Joseph Palmer & Sons Enhanced Australian Equity Portfolio		\$32.88
16/12/2020	Deposit	Trade Movement	Sell 2 WDIV	CARE Enhanced International Equity Portfolio		\$1,292.87	1794
16/12/2020	Withdrawal	Trade Movement	Buy MGE0001AU	CARE Enhanced International Equity Portfolio			

The information in this report is of a general nature only and does not take into account your personal objectives, financial situation or needs. Any amounts are reflective of your current investment positions only, and do not represent a guarantee of benefit as the positions may not include tax payable, fees or other deductions or credits. The actual amount payable will be determined at the time a payment is made. For superannuation members - the Government has placed restrictions (known as "Preservation" rules) on when superannuation benefits can be received - refer to the Product Disclosure Statement for more information. Whilst reasonable care has been taken in preparing the information provided, no responsibility will be taken for its accuracy nor for its use. In preparing this document, we have relied upon and assumed, without independent verification, the accuracy and completeness of all information supplied by or obtained from third parties. To the maximum extent permitted by law, neither we, nor our directors, employees or agents accept any liability for any loss arising in relation to this report.

Cash Transactions (including Managed Portfolio) Report



CARE portfolio

From 01/07/2020 to 30/06/2021

Account Name: Beannaithe Pty Ltd ATF Beannaithe Self Managed Superannuation Fund (24014946 - Superfund (Corporate Trustee))

Adviser Name: Corne Wilbers at Prestige Portfolios Pty Ltd

Date	Transaction Type	Transaction Sub Type	Transaction Details	Managed Portfolio	Sub Managed Portfolio	Debit	Credit
18/12/2020	Deposit	Trade Movement	Sell 11 IUR	CARE Active Portfolio			\$1,324.33
18/12/2020	Withdrawal	Trade Movement	Buy 9 GOLD	CARE Active Portfolio		\$2,070.81	
18/12/2020	Deposit	Dividend	WBC AUD 0.31 FRANKED, 30% CTR, DRP 1.5% DISC	CARE Enhanced Australian Equity Portfolio	Joseph Palmer & Sons Enhanced Australian Equity Portfolio		\$26.04
18/12/2020	Deposit	Trade Movement	Sell 41 WDIV	CARE Enhanced International Equity Portfolio			\$673.84
21/12/2020	Expense	Transaction Fee	Buy MGE0001AU - Transaction Fee	CARE Enhanced International Equity Portfolio		\$1.32	
22/12/2020	Deposit	Dividend	MQG AUD 0.54 FRANKED, 30% CTR, 0.81 CFI, DRP NIL DISC	CARE Enhanced Australian Equity Portfolio	Joseph Palmer & Sons Enhanced Australian Equity Portfolio		\$25.65
30/12/2020	Withdrawal	Trade Movement	Buy 9 ANN	CARE Enhanced Australian Equity Portfolio	Joseph Palmer & Sons Enhanced Australian Equity Portfolio	\$321.58	
05/01/2021	Expense	Portfolio Service Fees	Portfolio Service Fees Dec 2020 - Hub24			\$109.92	
05/01/2021	Expense	Investment Management Fee	Investment Management Fee Dec 2020 - CARE Active Portfolio			\$15.15	
05/01/2021	Expense	Investment Management Fee	Investment Management Fee Dec 2020 - CARE Enhanced International Equity Portfolio			\$10.51	
05/01/2021	Expense	Investment Management Fee	Investment Management Fee Dec 2020 - CARE Core Growth Portfolio			\$69.65	
05/01/2021	Expense	Investment Management Fee	Investment Management Fee Dec 2020 - CARE Enhanced Australian Equity Portfolio			\$12.67	
05/01/2021	Expense	Investment Management Fee	Investment Management Fee Dec 2020 - Joseph Palmer & Sons Enhanced Australian Equity Portfolio			\$13.95	
06/01/2021	Deposit	Deposit From Managed Portfolio	100 AUD EST 0.47622049, DRP - payout from CARE Active Portfolio				\$70.00

The information in this report is of a general nature only and does not take into account your personal objectives, financial situation or needs. Any amounts are reflective of your current investment positions only, and do not represent a guarantee of benefit as the positions may not include tax payable, fees or other deductions or credits. The actual amount payable will be determined at the time a payment is made. For superannuation members - the Government has placed restrictions (known as "preservation" rules) on when superannuation benefits can be received - refer to the Product Disclosure Statement for more information. Whilst reasonable care has been taken in preparing the information provided, no responsibility will be taken for its accuracy nor for its use. In preparing this document, we have relied upon and assumed, without independent verification, the accuracy and completeness of all information supplied by or obtained from third parties. To the maximum extent permitted by law, neither we, nor our directors, employees or agents accept any liability for any loss arising in relation to this report.

Report executed: 14/10/2021 4:24:34 PM

Cash Transactions (including Managed Portfolio) Report



From 01/07/2020 to 30/06/2021

Account Name: Beannaithe Pty Ltd ATF Beannaithe Self Managed Superannuation Fund (24014946 - Superfund (Corporate Trustee))

Adviser Name: Corne Wilbers at Prestige Portfolios Pty Ltd

Date	Transaction Type	Transaction Sub Type	Transaction Details	Managed Portfolio	Sub Managed Portfolio	Debit	Credit
06/01/2021	Deposit	Deposit From Managed Portfolio	IEM AUD EST 0.56322111, DRP - payout from CARE Core Growth Portfolio				\$125.03
06/01/2021	Deposit	Deposit From Managed Portfolio	IEM AUD EST 0.56322111, DRP - payout from CARE Active Portfolio				\$111.52
06/01/2021	Deposit	Deposit From Managed Portfolio	UR AUD EST 0.26117173, DRP - payout from CARE Active Portfolio				\$27.94
06/01/2021	Deposit	Deposit From Managed Portfolio	UR AUD EST 0.26117173, DRP - payout from CARE Core Growth Portfolio				\$26.38
06/01/2021	Withdrawal	Withdrawal To Managed Portfolio	IEM AUD EST 0.56322111, DRP - Adjustment - payout to CARE Core Growth Portfolio			\$0.08	
06/01/2021	Withdrawal	Withdrawal To Managed Portfolio	IEM AUD EST 0.56322111, DRP - Adjustment - payout to CARE Active Portfolio			\$0.08	
06/01/2021	Withdrawal	Managed Portfolio Capital Withdrawal	IEM AUD EST 0.56322111, DRP payout income	CARE Active Portfolio		\$111.52	
06/01/2021	Withdrawal	Dividend	IEM AUD EST 0.56322111, DRP - Adjustment	CARE Active Portfolio		\$0.08	\$0.08
06/01/2021	Deposit	Managed Portfolio Capital Contribution	IEM AUD EST 0.56322111, DRP - Adjustment payout income	CARE Active Portfolio			
06/01/2021	Withdrawal	Managed Portfolio Capital Withdrawal	UR AUD EST 0.26117173, DRP payout income	CARE Active Portfolio		\$27.94	
06/01/2021	Deposit	Dividend	IEM AUD EST 0.56322111, DRP	CARE Active Portfolio			\$111.52
06/01/2021	Withdrawal	Managed Portfolio Capital Withdrawal	IOO AUD EST 0.47622049, DRP payout income	CARE Active Portfolio		\$76.00	
06/01/2021	Deposit	Dividend	UR AUD EST 0.26117173, DRP	CARE Active Portfolio			\$27.94
06/01/2021	Deposit	Dividend	IOO AUD EST 0.47622049, DRP	CARE Active Portfolio			\$70.00
06/01/2021	Deposit	Dividend	UR AUD EST 0.26117173, DRP	CARE Core Growth Portfolio			\$26.38

The information in this report is of a general nature only and does not take into account your personal objectives, financial situation or needs. Any amounts are reflective of your current investment positions only, and do not represent a guarantee of benefit as the positions may not include tax payable, fees or other deductions or credits. The actual amount payable will be determined at the time a payment is made. For superannuation members - the Government has placed restrictions (known as "Preservation" rules) on when superannuation benefits can be received - refer to the Product Disclosure Statement for more information. Whilst reasonable care has been taken in preparing the information provided, no responsibility will be taken for its accuracy nor for its use. In preparing this document, we have relied upon and assumed, without independent verification, the accuracy and completeness of all information supplied by or obtained from third parties. To the maximum extent permitted by law, neither we, nor our directors, employees or agents accept any liability for any loss arising in relation to this report.

Cash Transactions (including Managed Portfolio) Report



From 01/07/2020 to 30/06/2021

Account Name: Beannaithe Pty Ltd ATF Beannaithe Self Managed Superannuation Fund (24014946 - Superfund (Corporate Trustee))

Adviser Name: Corne Wilbers at Prestige Portfolios Pty Ltd

Date	Transaction Type	Transaction Sub Type	Transaction Details	Managed Portfolio	Sub Managed Portfolio	Debit	Credit
06/01/2021	Withdrawal	Managed Portfolio Capital Withdrawal	IEM AUD EST 0.56322111, DRP payout income	CARE Core Growth Portfolio		\$125.03	
06/01/2021	Withdrawal	Managed Portfolio Capital Withdrawal	UR AUD EST 0.26117173, DRP payout income	CARE Core Growth Portfolio		\$26.38	
06/01/2021	Deposit	Dividend	IEM AUD EST 0.56322111, DRP	CARE Core Growth Portfolio			\$125.03
06/01/2021	Withdrawal	Dividend	IEM AUD EST 0.56322111, DRP - Adjustment	CARE Core Growth Portfolio		\$0.08	
06/01/2021	Deposit	Managed Portfolio Capital Contribution	IEM AUD EST 0.56322111, DRP - Adjustment payout income	CARE Core Growth Portfolio			\$0.08
11/01/2021	Deposit	Deposit From Managed Portfolio	OMF0009AU Distribution Ex 31/12/2020 cpu:0.3500000033137000 - payout from CARE Core Growth Portfolio				\$115.21
11/01/2021	Deposit	Deposit From Managed Portfolio	HOW0052AU Distribution Ex 31/12/2020 cpu:0.534319991456914 - payout from CARE Core Growth Portfolio				\$83.04
11/01/2021	Withdrawal	Managed Portfolio Capital Withdrawal	HOW0052AU Distribution Ex 31/12/2020 cpu:0.534319991456914 payout income	CARE Core Growth Portfolio		\$83.04	
11/01/2021	Withdrawal	Managed Portfolio Capital Withdrawal	OMF0009AU Distribution Ex 31/12/2020 cpu:0.3500000033137000 payout income	CARE Core Growth Portfolio		\$115.21	
11/01/2021	Deposit	Dividend	HOW0052AU Distribution Ex 31/12/2020 cpu:0.534319991456914	CARE Core Growth Portfolio			\$83.04
11/01/2021	Deposit	Dividend	OMF0009AU Distribution Ex 31/12/2020 cpu:0.3500000033137000	CARE Core Growth Portfolio			\$115.21
13/01/2021	Deposit	Deposit From Managed Portfolio	WDIV AUD EST 0.270309, DRP - payout from CARE Enhanced International Equity Portfolio				\$367.89
13/01/2021	Withdrawal	Withdrawal To Managed Portfolio	DJRE AUD EST 0.172636, DRP - Reversal - payout to CARE Core Growth Portfolio			\$1.06	

The information in this report is of a general nature only and does not take into account your personal objectives, financial situation or needs. Any amounts are reflective of your current investment positions only, and do not represent a guarantee of benefit as the positions may not include tax payable, fees or other deductions or credits. The actual amount payable will be determined at the time a payment is made. For superannuation members - the Government has placed restrictions (known as "preservation" rules) on when superannuation benefits can be received - refer to the Product Disclosure Statement for more information. Whilst reasonable care has been taken in preparing the information provided, no responsibility will be taken for its accuracy nor for its use. In preparing this document, we have relied upon and assumed, without independent verification, the accuracy and completeness of all information supplied by or obtained from third parties. To the maximum extent permitted by law, neither we, nor our directors, employees or agents accept any liability for any loss arising in relation to this report.

Cash Transactions (including Managed Portfolio) Report



From 01/07/2020 to 30/06/2021

Account Name: Beannaithe Pty Ltd ATF Beannaithe Self Managed Superannuation Fund (24014946 - Superfund (Corporate Trustee))

Adviser Name: Corne Wilbers at Prestige Portfolios Pty Ltd

Date	Transaction Type	Transaction Sub Type	Transaction Details	Managed Portfolio	Sub Managed Portfolio	Debit	Credit
13/01/2021	Deposit	Deposit From Managed Portfolio	DIRE AUD EST 0.172636, DRP - payout from CARE Core Growth Portfolio	CARE Core Growth Portfolio		\$128.79	\$128.79
13/01/2021	Withdrawal	Managed Portfolio Capital Withdrawal	DIRE AUD EST 0.172636, DRP payout income	CARE Core Growth Portfolio		\$1.06	
13/01/2021	Withdrawal	Dividend	DIRE AUD EST 0.172636, DRP - Reversal	CARE Core Growth Portfolio			\$128.79
13/01/2021	Deposit	Dividend	DIRE AUD EST 0.172636, DRP	CARE Core Growth Portfolio			\$1.06
13/01/2021	Deposit	Managed Portfolio Capital Contribution	DIRE AUD EST 0.172636, DRP - Reversal payout income	CARE Core Growth Portfolio			\$367.89
13/01/2021	Withdrawal	Managed Portfolio Capital Withdrawal	WDIV AUD EST 0.270309, DRP payout income	CARE Enhanced International Equity Portfolio			\$367.89
13/01/2021	Deposit	Dividend	WDIV AUD EST 0.270309, DRP	CARE Enhanced International Equity Portfolio			\$367.89
15/01/2021	Deposit	Capital Movement	Cash Deposit - Direct Debit - Investment				\$50,000.00
19/01/2021	Deposit	Deposit From Managed Portfolio	SMML AUD EST 0.03506041, DRP - payout from CARE Core Growth Portfolio	CARE Core Growth Portfolio			\$115.42
19/01/2021	Withdrawal	Withdrawal To Managed Portfolio	SMML AUD EST 0.03506041, DRP - Adjustment - payout to CARE Core Growth Portfolio	CARE Core Growth Portfolio		\$8.65	
19/01/2021	Deposit	Deposit From Managed Portfolio	VAS AUD EST 0.434171, DRP - payout from CARE Core Growth Portfolio	CARE Active Portfolio			\$554.44
19/01/2021	Deposit	Deposit From Managed Portfolio	VAS AUD EST 0.434171, DRP - payout from CARE Active Portfolio	CARE Active Portfolio			\$66.86
19/01/2021	Withdrawal	Managed Portfolio Capital Withdrawal	VAS AUD EST 0.434171, DRP income	CARE Active Portfolio		\$66.86	
19/01/2021	Deposit	Dividend	VAS AUD EST 0.434171, DRP	CARE Active Portfolio			\$66.86
19/01/2021	Withdrawal	Managed Portfolio Capital Withdrawal	SMML AUD EST 0.03506041, DRP payout income	CARE Core Growth Portfolio		\$115.42	

The information in this report is of a general nature only and does not take into account your personal objectives, financial situation or needs. Any amounts are reflective of your current investment positions only, and do not represent a guarantee of benefit as the positions may not include tax payable, fees or other deductions or credits. The actual amount payable will be determined at the time a payment is made. For superannuation members - the Government has placed restrictions (known as "Preservation" rules) on when superannuation benefits can be received - refer to the Product Disclosure Statement for more information. Whilst reasonable care has been taken in preparing the information provided, no responsibility will be taken for its accuracy nor for its use. In preparing this document, we have relied upon and assumed, without independent verification, the accuracy and completeness of all information supplied by or obtained from third parties. To the maximum extent permitted by law, neither we, nor our directors, employees or agents accept any liability for any loss arising in relation to this report.

Cash Transactions (including Managed Portfolio) Report



CARE portfolio

From 01/07/2020 to 30/06/2021

Account Name: Beannaithe Pty Ltd ATF Beannaithe Self Managed Superannuation Fund (24014946 - Superfund (Corporate Trustee))

Adviser Name: Corne Wilbers at Prestige Portfolios Pty Ltd

Date	Transaction Type	Transaction Sub Type	Transaction Details	Managed Portfolio	Sub Managed Portfolio	Debit	Credit
19/01/2021	Deposit	Dividend	VAS AUD EST 0.434171, DRP	CARE Core Growth Portfolio			\$554.44
19/01/2021	Deposit	Managed Portfolio Capital Contribution	SMML AUD EST 0.03506041, DRP - Adjustment payout income	CARE Core Growth Portfolio			\$0.65
19/01/2021	Deposit	Dividend	SMML AUD EST 0.03506041, DRP	CARE Core Growth Portfolio			\$115.42
19/01/2021	Withdrawal	Managed Portfolio Capital Withdrawal	VAS AUD EST 0.434171, DRP payout income	CARE Core Growth Portfolio		\$554.44	
19/01/2021	Withdrawal	Dividend	SMML AUD EST 0.03506041, DRP - Adjustment	CARE Core Growth Portfolio		\$0.65	
22/01/2021	Deposit	Deposit From Managed Portfolio	VEU USD 0.4518, 30% WHT, EST\$A - payout from CARE Core Growth Portfolio				\$151.57
22/01/2021	Withdrawal	Managed Portfolio Capital Withdrawal	VEU USD 0.4518, 30% WHT, EST\$A payout income	CARE Core Growth Portfolio		\$151.57	
22/01/2021	Deposit	Dividend	VEU USD 0.4518, 30% WHT, EST\$A	CARE Core Growth Portfolio			\$151.57
27/01/2021	Withdrawal	Withdrawal To Managed Portfolio	Buy CARE Enhanced Australian Equity Portfolio			\$625.00	
27/01/2021	Withdrawal	Withdrawal To Managed Portfolio	Buy CARE Enhanced International Equity Portfolio			\$625.00	
27/01/2021	Withdrawal	Withdrawal To Managed Portfolio	Buy CARE Core Growth Portfolio			\$3,000.00	
27/01/2021	Withdrawal	Withdrawal To Managed Portfolio	Buy CARE Active Portfolio			\$750.00	
27/01/2021	Deposit	Managed Portfolio Capital Contribution	Deposit into NUP	CARE Active Portfolio			\$750.00
27/01/2021	Withdrawal	Trade Movement	Buy 1 VEU	CARE Core Growth Portfolio		\$78.52	
27/01/2021	Withdrawal	Trade Movement	Buy 1 DJRE	CARE Core Growth Portfolio		\$18.75	
27/01/2021	Deposit	Trade Movement	Sell 14 VAS	CARE Core Growth Portfolio			\$1,208.94
27/01/2021	Withdrawal	Trade Movement	Buy HOW0052AU	CARE Core Growth Portfolio		\$1,026.32	

The information in this report is of a general nature only and does not take into account your personal objectives, financial situation or needs. Any amounts are reflective of your current investment positions only, and do not represent a guarantee of benefit as the positions may not include tax payable, fees or other deductions or credits. The actual amount payable will be determined at the time a payment is made. For superannuation members - the Government has placed restrictions (known as "Preservation" rules) on when superannuation benefits can be received - refer to the Product Disclosure Statement for more information. Whilst reasonable care has been taken in preparing the information provided, no responsibility will be taken for its accuracy nor for its use. In preparing this document, we have relied upon and assumed, without independent verification, the accuracy and completeness of all information supplied by or obtained from third parties. To the maximum extent permitted by law, neither we, nor our directors, employees or agents accept any liability for any loss arising in relation to this report.

Report executed: 14/10/2021 4:24:34 PM

Cash Transactions (including Managed Portfolio) Report



From 01/07/2020 to 30/06/2021

Account Name: Beannaithe Pty Ltd ATF Beannaithe Self Managed Superannuation Fund (24014946 - Superfund (Corporate Trustee))

Adviser Name: Corne Wilbers at Prestige Portfolios Pty Ltd

Date	Transaction Type	Transaction Sub-Type	Transaction Details	Managed Portfolio	Sub Managed Portfolio	Debit	Credit
27/01/2021	Withdrawal	Trade Movement	Buy OMF009AU	CARE Core Growth Portfolio		\$408.89	
27/01/2021	Withdrawal	Trade Movement	Buy 18 SMLL	CARE Core Growth Portfolio		\$71.00	
27/01/2021	Deposit	Managed Portfolio Capital Contribution	Deposit into NUP	CARE Core Growth Portfolio			\$3,000.00
27/01/2021	Withdrawal	Withdrawal To Managed Portfolio	Withdrawal to sub-sleeve	CARE Enhanced Australian Equity Portfolio		\$695.34	
27/01/2021	Deposit	Managed Portfolio Capital Contribution	Deposit into NUP	CARE Enhanced Australian Equity Portfolio			\$525.00
27/01/2021	Withdrawal	Trade Movement	Buy 10 AGL	CARE Enhanced Australian Equity Portfolio	Joseph Palmer & Sons Enhanced Australian Equity Portfolio	\$114.93	
27/01/2021	Deposit	Managed Portfolio Capital Contribution	Deposit into NUP	CARE Enhanced Australian Equity Portfolio	Joseph Palmer & Sons Enhanced Australian Equity Portfolio		\$695.34
27/01/2021	Deposit	Managed Portfolio Capital Contribution	Deposit into NUP	CARE Enhanced Australian Equity Portfolio	Joseph Palmer & Sons Enhanced Australian Equity Portfolio		\$625.00
28/01/2021	Deposit	Deposit From Managed Portfolio	VTS USD 0.7818, 30% WHT, EST\$A - payout from CARE Core Growth Portfolio	CARE Enhanced International Equity Portfolio			\$84.66
28/01/2021	Deposit	Trade Movement	Sell 9 IEM	CARE Active Portfolio			\$641.27
28/01/2021	Deposit	Dividend	VTS USD 0.7818, 30% WHT, EST\$A	CARE Core Growth Portfolio			\$81.66
28/01/2021	Withdrawal	Managed Portfolio Capital Withdrawal	VTS USD 0.7818, 30% WHT, EST\$A payout income	CARE Core Growth Portfolio		\$84.66	
29/01/2021	Expense	Transaction Fee	Buy HOW0052AU - Transaction Fee	CARE Core Growth Portfolio			
29/01/2021	Withdrawal	Trade Movement	Buy 2 IEM	CARE Core Growth Portfolio		\$1.05	
29/01/2021	Withdrawal	Trade Movement	Buy 1 IUR	CARE Core Growth Portfolio		\$144.55	
29/01/2021	Withdrawal	Trade Movement	Buy 18 VEU	CARE Core Growth Portfolio		\$130.64	
29/01/2021	Withdrawal	Trade Movement	Buy 1 VTS	CARE Core Growth Portfolio		\$1,413.23	
29/01/2021	Withdrawal	Trade Movement		CARE Core Growth Portfolio		\$259.50	

The information in this report is of a general nature only and does not take into account your personal objectives, financial situation or needs. Any amounts are reflective of your current investment positions only, and do not represent a guarantee of benefit as the positions may not include tax payable, fees or other deductions or credits. The actual amount payable will be determined at the time a payment is made. For superannuation members - the Government has placed restrictions (known as "preservation" rules) on when superannuation benefits can be received - refer to the Product Disclosure Statement for more information. Whilst reasonable care has been taken in preparing the information provided, no responsibility will be taken for its accuracy nor for its use. In preparing this document, we have relied upon and assumed, without independent verification, the accuracy and completeness of all information supplied by or obtained from third parties. To the maximum extent permitted by law, neither we, nor our directors, employees or agents accept any liability for any loss arising in relation to this report.

Report executed: 14/10/2021 4:24:34 PM



Cash Transactions (including Managed Portfolio) Report

From 01/07/2020 to 30/06/2021

Account Name: Beannaithe Pty Ltd ATF Beannaithe Self Managed Superannuation Fund (24014946 - Superfund (Corporate Trustee))

Adviser Name: Corne Wilbers at Prestige Portfolios Pty Ltd

Date	Transaction Type	Transaction Sub Type	Transaction Details	Managed Portfolio	Sub Managed Portfolio	Debit	Credit
29/01/2021	Withdrawal	Trade Movement	Buy 39 DJRE	CARE Core Growth Portfolio		\$731.27	1701
29/01/2021	Withdrawal	Trade Movement	Buy 20 SMLL	CARE Core Growth Portfolio		\$78.89	1701
29/01/2021	Withdrawal	Trade Movement	Buy 8 WXHG	CARE Core Growth Portfolio		\$210.63	1701
29/01/2021	Withdrawal	Trade Movement	Buy 20 AGL	CARE Enhanced Australian Equity Portfolio	Joseph Palmer & Sons Enhanced Australian Equity Portfolio	\$229.87	1703
01/02/2021	Withdrawal	Withdrawal To Managed Portfolio	Buy CARE Enhanced International Equity Portfolio			\$3,750.00	
01/02/2021	Withdrawal	Withdrawal To Managed Portfolio	Buy CARE Core Growth Portfolio			\$15,000.00	
01/02/2021	Withdrawal	Withdrawal To Managed Portfolio	Buy CARE Active Portfolio			\$3,750.00	
01/02/2021	Withdrawal	Withdrawal To Managed Portfolio	Buy CARE Enhanced Australian Equity Portfolio			\$2,500.00	
01/02/2021	Withdrawal	Trade Movement	Buy 2 GOLD	CARE Active Portfolio		\$455.71	1703
01/02/2021	Deposit	Trade Movement	Sell 2 IEM	CARE Active Portfolio			\$142.51
01/02/2021	Withdrawal	Trade Movement	Buy 5 GOLD	CARE Active Portfolio		\$1,127.58	1703
01/02/2021	Withdrawal	Trade Movement	Buy 1 IEM	CARE Active Portfolio		\$70.96	1703
01/02/2021	Withdrawal	Trade Movement	Buy 12 IOO	CARE Active Portfolio		\$991.48	1703
01/02/2021	Withdrawal	Trade Movement	Buy 1 VAS	CARE Active Portfolio		\$85.05	1703
01/02/2021	Deposit	Managed Portfolio Capital Contribution	Deposit into NUP	CARE Active Portfolio			\$3,750.00
01/02/2021	Withdrawal	Trade Movement	Buy 2 WXHG	CARE Core Growth Portfolio		\$51.13	1701
01/02/2021	Withdrawal	Trade Movement	Buy 6 SMLL	CARE Core Growth Portfolio		\$23.05	1701
01/02/2021	Withdrawal	Trade Movement	Buy 6 VAS	CARE Core Growth Portfolio		\$510.30	1701

The information in this report is of a general nature only and does not take into account your personal objectives, financial situation or needs. Any amounts are reflective of your current investment positions only, and do not represent a guarantee of benefit as the positions may not include tax payable, fees or other deductions or credits. The actual amount payable will be determined at the time a payment is made. For superannuation members - the Government has placed restrictions (known as "Preservation" rules) on when superannuation benefits can be received - refer to the Product Disclosure Statement for more information. Whilst reasonable care has been taken in preparing the information provided, no responsibility will be taken for its accuracy nor for its use. In preparing this document, we have relied upon and assumed, without independent verification, the accuracy and completeness of all information supplied by or obtained from third parties. To the maximum extent permitted by law, neither we, nor our directors, employees or agents accept any liability for any loss arising in relation to this report.

Cash Transactions (including Managed Portfolio) Report



From 01/07/2020 to 30/06/2021

Account Name: Beannaithe Pty Ltd ATF Beannaithe Self Managed Superannuation Fund (24014946 - Superfund (Corporate Trustee))

Adviser Name: Corne Wilbers at Prestige Portfolios Pty Ltd

Date	Transaction Type	Transaction Sub Type	Transaction Details	Managed Portfolio	Sub Managed Portfolio	Debit	Credit
01/02/2021	Withdrawal	Trade Movement	Buy 2 DIRE	CARE Core Growth Portfolio		\$37.71	2701
01/02/2021	Withdrawal	Trade Movement	Buy 1 VEU	CARE Core Growth Portfolio		\$77.51	2701
01/02/2021	Withdrawal	Trade Movement	Buy 1 IEM	CARE Core Growth Portfolio		\$70.97	2701
01/02/2021	Withdrawal	Trade Movement	Buy 1 IJR	CARE Core Growth Portfolio		\$128.08	2701
01/02/2021	Deposit	Managed Portfolio Capital Contribution	Deposit into NUP	CARE Core Growth Portfolio			\$15,000.00
01/02/2021	Withdrawal	Trade Movement	Buy HOW0052AU	CARE Core Growth Portfolio		\$1,004.80	2701
01/02/2021	Withdrawal	Trade Movement	Buy OMF0009AU	CARE Core Growth Portfolio		\$1,794.38	2701
01/02/2021	Withdrawal	Withdrawal To Managed Portfolio	Withdrawal to sub-sleeve	CARE Enhanced Australian Equity Portfolio		\$2,479.75	
01/02/2021	Deposit	Managed Portfolio Capital Contribution	Deposit into NUP	CARE Enhanced Australian Equity Portfolio			\$2,500.00
01/02/2021	Withdrawal	Trade Movement	Buy 2 SHL	CARE Enhanced Australian Equity Portfolio	Joseph Palmer & Sons Enhanced Australian Equity Portfolio	\$69.62	2703
01/02/2021	Withdrawal	Trade Movement	Buy 5 NAB	CARE Enhanced Australian Equity Portfolio	Joseph Palmer & Sons Enhanced Australian Equity Portfolio	\$118.37	2703
01/02/2021	Deposit	Trade Movement	Sell 1 BHP	CARE Enhanced Australian Equity Portfolio	Joseph Palmer & Sons Enhanced Australian Equity Portfolio		\$44.10
01/02/2021	Deposit	Trade Movement	Sell 8 WPL	CARE Enhanced Australian Equity Portfolio	Joseph Palmer & Sons Enhanced Australian Equity Portfolio		\$195.73
01/02/2021	Withdrawal	Trade Movement	Buy 39 SKI	CARE Enhanced Australian Equity Portfolio	Joseph Palmer & Sons Enhanced Australian Equity Portfolio	\$84.76	2703
01/02/2021	Withdrawal	Trade Movement	Buy 10 BLD	CARE Enhanced Australian Equity Portfolio	Joseph Palmer & Sons Enhanced Australian Equity Portfolio	\$49.80	2703
01/02/2021	Withdrawal	Trade Movement	Buy 1 MQG	CARE Enhanced Australian Equity Portfolio	Joseph Palmer & Sons Enhanced Australian Equity Portfolio	\$132.01	2703

The information in this report is of a general nature only and does not take into account your personal objectives, financial situation or needs. Any amounts are reflective of your current investment positions only, and do not represent a guarantee of benefit as the positions may not include tax payable, fees or other deductions or credits. The actual amount payable will be determined at the time a payment is made. For superannuation members - the Government has placed restrictions (known as "preservation" rules) on when superannuation benefits can be received - refer to the Product Disclosure Statement for more information. Whilst reasonable care has been taken in preparing the information provided, no responsibility will be taken for its accuracy nor for its use. In preparing this document, we have relied upon and assumed, without independent verification, the accuracy and completeness of all information supplied by or obtained from third parties. To the maximum extent permitted by law, neither we, nor our directors, employees or agents accept any liability for any loss arising in relation to this report.

Cash Transactions (including Managed Portfolio) Report



CARE portfolio

From 01/07/2020 to 30/06/2021

Account Name: Beannaithe Pty Ltd ATF Beannaithe Self Managed Superannuation Fund (24014946 - Superfund (Corporate Trustee))

Adviser Name: Corne Wilbers at Prestige Portfolios Pty Ltd

Date	Transaction Type	Transaction Sub Type	Transaction Details	Managed Portfolio	Sub Managed Portfolio	Debit	Credit
01/02/2021	Withdrawal	Trade Movement	Buy 55 LNK	CARE Enhanced Australian Equity Portfolio	Joseph Palmer & Sons Enhanced Australian Equity Portfolio	\$268.95	1703
01/02/2021	Withdrawal	Trade Movement	Buy 1 RHC	CARE Enhanced Australian Equity Portfolio	Joseph Palmer & Sons Enhanced Australian Equity Portfolio	\$63.26	1703
01/02/2021	Withdrawal	Trade Movement	Buy 5 AMC	CARE Enhanced Australian Equity Portfolio	Joseph Palmer & Sons Enhanced Australian Equity Portfolio	\$71.49	1703
01/02/2021	Withdrawal	Trade Movement	Buy 5 IVC	CARE Enhanced Australian Equity Portfolio	Joseph Palmer & Sons Enhanced Australian Equity Portfolio	\$57.38	1703
01/02/2021	Withdrawal	Trade Movement	Buy 17 STO	CARE Enhanced Australian Equity Portfolio	Joseph Palmer & Sons Enhanced Australian Equity Portfolio	\$110.68	1703
01/02/2021	Withdrawal	Trade Movement	Buy 8 SYD	CARE Enhanced Australian Equity Portfolio	Joseph Palmer & Sons Enhanced Australian Equity Portfolio	\$46.00	1703
01/02/2021	Withdrawal	Trade Movement	Buy 1 AGL	CARE Enhanced Australian Equity Portfolio	Joseph Palmer & Sons Enhanced Australian Equity Portfolio	\$11.46	1703
01/02/2021	Withdrawal	Trade Movement	Buy 25 CGC	CARE Enhanced Australian Equity Portfolio	Joseph Palmer & Sons Enhanced Australian Equity Portfolio	\$98.69	1703
01/02/2021	Withdrawal	Trade Movement	Buy 26 TLS	CARE Enhanced Australian Equity Portfolio	Joseph Palmer & Sons Enhanced Australian Equity Portfolio	\$81.58	1703
01/02/2021	Deposit	Managed Portfolio Capital Contribution	Deposit into NIUP	CARE Enhanced Australian Equity Portfolio	Joseph Palmer & Sons Enhanced Australian Equity Portfolio		\$2,479.75
01/02/2021	Withdrawal	Trade Movement	Buy 9 WBC	CARE Enhanced Australian Equity Portfolio	Joseph Palmer & Sons Enhanced Australian Equity Portfolio	\$190.94	1703
01/02/2021	Withdrawal	Trade Movement	Buy MGE0001AU	CARE Enhanced International Equity Portfolio	Joseph Palmer & Sons Enhanced Australian Equity Portfolio	\$2,191.16	1704
01/02/2021	Withdrawal	Trade Movement	Buy 1 WDIV	CARE Enhanced International Equity Portfolio	Joseph Palmer & Sons Enhanced Australian Equity Portfolio	\$16.08	1704
01/02/2021	Deposit	Managed Portfolio Capital Contribution	Deposit into NIUP	CARE Enhanced International Equity Portfolio	Joseph Palmer & Sons Enhanced Australian Equity Portfolio		\$3,750.00
02/02/2021	Expense	Transaction Fee	Buy OMF0009AU - Transaction Fee	CARE Core Growth Portfolio		\$0.42	1798

The information in this report is of a general nature only and does not take into account your personal objectives, financial situation or needs. Any amounts are reflective of your current investment positions only, and do not represent a guarantee of benefit as the positions may not include tax payable, fees or other deductions or credits. The actual amount payable will be determined at the time a payment is made. For superannuation members - the Government has placed restrictions (known as "preservation" rules) on when superannuation benefits can be received - refer to the Product Disclosure Statement for more information. Whilst reasonable care has been taken in preparing the information provided, no responsibility will be taken for its accuracy nor for its use. In preparing this document, we have relied upon and assumed, without independent verification, the accuracy and completeness of all information supplied by or obtained from third parties. To the maximum extent permitted by law, neither we, nor our directors, employees or agents accept any liability for any loss arising in relation to this report.



Cash Transactions (including Managed Portfolio) Report

From 01/07/2020 to 30/06/2021

Account Name: Beannaithe Pty Ltd ATF Beannaithe Self Managed Superannuation Fund (24014946 - Superfund (Corporate Trustee))

Adviser Name: Corne Wilbers at Prestige Portfolios Pty Ltd

Date	Transaction Type	Transaction Sub Type	Transaction Details	Managed Portfolio	Sub Managed Portfolio	Debit	Credit
03/02/2021	Expense	Portfolio Service Fees	Portfolio Service Fees Jan 2021 - Hub24			\$113.99	1798
03/02/2021	Expense	Investment Management Fee	Investment Management Fee Jan 2021 - CARE Active Portfolio			\$15.47	1798
03/02/2021	Expense	Investment Management Fee	Investment Management Fee Jan 2021 - CARE Enhanced International Equity Portfolio			\$10.37	1798
03/02/2021	Expense	Investment Management Fee	Investment Management Fee Jan 2021 - CARE Core Growth Portfolio			\$70.51	1798
03/02/2021	Expense	Investment Management Fee	Investment Management Fee Jan 2021 - CARE Enhanced Australian Equity Portfolio			\$12.68	1798
03/02/2021	Expense	Investment Management Fee	Investment Management Fee Jan 2021 - Joseph Palmer & Sons Enhanced Australian Equity Portfolio			\$13.96	1798
03/02/2021	Withdrawal	Trade Movement	Buy 4 IOO	CARE Active Portfolio		\$330.49	1702
03/02/2021	Withdrawal	Trade Movement	Buy 10 IEM	CARE Active Portfolio		\$709.64	1702
03/02/2021	Withdrawal	Trade Movement	Buy 9 VAS	CARE Active Portfolio		\$765.46	1702
03/02/2021	Withdrawal	Trade Movement	Buy 1 GOLD	CARE Active Portfolio		\$227.85	1702
03/02/2021	Withdrawal	Trade Movement	Buy 37 DJRE	CARE Core Growth Portfolio		\$697.79	1701
03/02/2021	Withdrawal	Trade Movement	Buy 162 SMILL	CARE Core Growth Portfolio		\$622.42	1701
03/02/2021	Withdrawal	Trade Movement	Buy 58 VAS	CARE Core Growth Portfolio		\$4,932.98	1701
03/02/2021	Withdrawal	Trade Movement	Buy 6 VTS	CARE Core Growth Portfolio		\$1,527.56	1701
03/02/2021	Withdrawal	Trade Movement	Buy 4 IIR	CARE Core Growth Portfolio		\$512.30	1701
03/02/2021	Withdrawal	Trade Movement	Buy 19 VEU	CARE Core Growth Portfolio		\$1,472.54	1701

The information in this report is of a general nature only and does not take into account your personal objectives, financial situation or needs. Any amounts are reflective of your current investment positions only, and do not represent a guarantee of benefit as the positions may not include tax payable, fees or other deductions or credits. The actual amount payable will be determined at the time a payment is made. For superannuation members - the Government has placed restrictions (known as "preservation" rules) on when superannuation benefits can be received - refer to the Product Disclosure Statement for more information. Whilst reasonable care has been taken in preparing the information provided, no responsibility will be taken for its accuracy nor for its use. In preparing this document, we have relied upon and assumed, without independent verification, the accuracy and completeness of all information supplied by or obtained from third parties. To the maximum extent permitted by law, neither we, nor our directors, employees or agents accept any liability for any loss arising in relation to this report.

Report executed: 14/10/2021 4:24:34 PM

Page 10

Cash Transactions (including Managed Portfolio) Report



From 01/07/2020 to 30/06/2021

Account Name: Beannaithe Pty Ltd ATF Beannaithe Self Managed Superannuation Fund (24014946 - Superfund (Corporate Trustee))

Adviser Name: Corne Wilbers at Prestige Portfolios Pty Ltd

Date	Transaction Type	Transaction Sub Type	Transaction Details	Managed Portfolio	Sub Managed Portfolio	Debit	Credit
03/02/2021	Withdrawal	Trade Movement	Buy 11 IEM	CARE Core Growth Portfolio		\$780.61	\$701
03/02/2021	Withdrawal	Trade Movement	Buy 36 WXHG	CARE Core Growth Portfolio		\$920.34	\$701
03/02/2021	Expense	Transaction Fee	Buy HOW0052AU - Transaction Fee	CARE Core Growth Portfolio		\$1.02	1798
03/02/2021	Withdrawal	Trade Movement	Buy 1 CBA	CARE Enhanced Australian Equity Portfolio	Joseph Palmer & Sons Enhanced Australian Equity Portfolio	\$84.18	\$703
03/02/2021	Withdrawal	Trade Movement	Buy 5 IVC	CARE Enhanced Australian Equity Portfolio	Joseph Palmer & Sons Enhanced Australian Equity Portfolio	\$57.38	
03/02/2021	Withdrawal	Trade Movement	Buy 44 LNK	CARE Enhanced Australian Equity Portfolio	Joseph Palmer & Sons Enhanced Australian Equity Portfolio	\$215.15	
03/02/2021	Withdrawal	Trade Movement	Buy 13 SKI	CARE Enhanced Australian Equity Portfolio	Joseph Palmer & Sons Enhanced Australian Equity Portfolio	\$28.25	
03/02/2021	Withdrawal	Trade Movement	Buy 6 TLS	CARE Enhanced Australian Equity Portfolio	Joseph Palmer & Sons Enhanced Australian Equity Portfolio	\$18.83	
03/02/2021	Withdrawal	Trade Movement	Buy 2 SYD	CARE Enhanced Australian Equity Portfolio	Joseph Palmer & Sons Enhanced Australian Equity Portfolio	\$11.50	
03/02/2021	Withdrawal	Trade Movement	Buy 9 AGL	CARE Enhanced Australian Equity Portfolio	Joseph Palmer & Sons Enhanced Australian Equity Portfolio	\$103.17	
03/02/2021	Withdrawal	Trade Movement	Buy 9 BLD	CARE Enhanced Australian Equity Portfolio	Joseph Palmer & Sons Enhanced Australian Equity Portfolio	\$44.81	
03/02/2021	Withdrawal	Trade Movement	Buy 2 ANN	CARE Enhanced Australian Equity Portfolio	Joseph Palmer & Sons Enhanced Australian Equity Portfolio	\$76.02	
03/02/2021	Withdrawal	Trade Movement	Buy 12 AMC	CARE Enhanced Australian Equity Portfolio	Joseph Palmer & Sons Enhanced Australian Equity Portfolio	\$171.57	
03/02/2021	Withdrawal	Trade Movement	Buy 134 WDIV	CARE Enhanced International Equity Portfolio		\$2,154.41	\$704
04/02/2021	Expense	Transaction Fee	Buy MGE0001AU - Transaction Fee	CARE Enhanced International Equity Portfolio		\$2.24	1798

The information in this report is of a general nature only and does not take into account your personal objectives, financial situation or needs. Any amounts are reflective of your current investment positions only, and do not represent a guarantee of benefit as the positions may not include tax payable, fees or other deductions or credits. The actual amount payable will be determined at the time a payment is made. For superannuation members - the Government has placed restrictions (known as "Preservation" rules) on when superannuation benefits can be received - refer to the Product Disclosure Statement for more information. Whilst reasonable care has been taken in preparing the information provided, no responsibility will be taken for its accuracy nor for its use. In preparing this document, we have relied upon and assumed, without independent verification, the accuracy and completeness of all information supplied by or obtained from third parties. To the maximum extent permitted by law, neither we, nor our directors, employees or agents accept any liability for any loss arising in relation to this report.

Cash Transactions (including Managed Portfolio) Report



From 01/07/2020 to 30/06/2021

Account Name: Beannaithe Pty Ltd ATF Beannaithe Self Managed Superannuation Fund (24014946 - Superfund (Corporate Trustee))

Adviser Name: Corne Wilbers at Prestige Portfolios Pty Ltd

Date	Transaction Type	Transaction Sub Type	Transaction Details	Managed Portfolio	Sub Managed Portfolio	Debit	Credit
05/02/2021	Deposit	Deposit From Managed Portfolio	OMF0009AU Distribution Ex 31/01/2021 cpu:0.4200000045870000 - payout from CARE Core Growth Portfolio	CARE Core Growth Portfolio		\$139.86	\$139.86
05/02/2021	Withdrawal	Managed Portfolio Capital Withdrawal	OMF0009AU Distribution Ex 31/01/2021 cpu:0.4200000045870000 payout income	CARE Core Growth Portfolio		\$1.83	
05/02/2021	Expense	Transaction Fee	Buy OMF0009AU - Transaction Fee	CARE Core Growth Portfolio		\$3.92	
05/02/2021	Deposit	Dividend	OMF0009AU Distribution Ex 31/01/2021 cpu:0.4200000045870000	CARE Core Growth Portfolio		\$1,721.51	
08/02/2021	Withdrawal	Trade Movement	Buy 1 AZI	CARE Enhanced Australian Equity Portfolio	Joseph Palmer & Sons Enhanced Australian Equity Portfolio		\$94.61
10/02/2021	Withdrawal	Trade Movement	Buy 439 AZI	CARE Enhanced Australian Equity Portfolio	Joseph Palmer & Sons Enhanced Australian Equity Portfolio		\$72.10
19/02/2021	Deposit	Trade Movement	Sell 2 BHP	CARE Enhanced Australian Equity Portfolio	Joseph Palmer & Sons Enhanced Australian Equity Portfolio		\$474.46
19/02/2021	Deposit	Trade Movement	Sell 3 WBC	CARE Enhanced Australian Equity Portfolio	Joseph Palmer & Sons Enhanced Australian Equity Portfolio		\$625.00
23/02/2021	Withdrawal	Trade Movement	Buy 47 AGL	CARE Enhanced Australian Equity Portfolio	Joseph Palmer & Sons Enhanced Australian Equity Portfolio		\$425.70
23/02/2021	Deposit	Trade Movement	Sell 9 BHP	CARE Enhanced Australian Equity Portfolio	Joseph Palmer & Sons Enhanced Australian Equity Portfolio		\$480.67
23/02/2021	Deposit	Trade Movement	Sell 20 WBC	CARE Enhanced Australian Equity Portfolio	Joseph Palmer & Sons Enhanced Australian Equity Portfolio		\$625.00
26/02/2021	Withdrawal	Withdrawal To Managed Portfolio	Buy CARE Enhanced Australian Equity Portfolio	CARE Enhanced Australian Equity Portfolio	Joseph Palmer & Sons Enhanced Australian Equity Portfolio		\$3,000.00
26/02/2021	Withdrawal	Withdrawal To Managed Portfolio	Buy CARE Core Growth Portfolio	CARE Core Growth Portfolio			\$750.00
26/02/2021	Withdrawal	Withdrawal To Managed Portfolio	Buy CARE Active Portfolio	CARE Active Portfolio			

The information in this report is of a general nature only and does not take into account your personal objectives, financial situation or needs. Any amounts are reflective of your current investment positions only, and do not represent a guarantee of benefit as the positions may not include tax payable, fees or other deductions or credits. The actual amount payable will be determined at the time a payment is made. For superannuation members - the Government has placed restrictions (known as "Preservation" rules) on when superannuation benefits can be received - refer to the Product Disclosure Statement for more information. Whilst reasonable care has been taken in preparing the information provided, no responsibility will be taken for its accuracy nor for its use. In preparing this document, we have relied upon and assumed, without independent verification, the accuracy and completeness of all information supplied by or obtained from third parties. To the maximum extent permitted by law, neither we, nor our directors, employees or agents accept any liability for any loss arising in relation to this report.

0-231

Cash Transactions (including Managed Portfolio) Report



From 01/07/2020 to 30/06/2021

Account Name: Beannaithe Pty Ltd ATF Beannaithe Self Managed Superannuation Fund (24014946 - Superfund (Corporate Trustee))

Adviser Name: Corne Wilbers at Prestige Portfolios Pty Ltd

Date	Transaction Type	Transaction Sub Type	Transaction Details	Managed Portfolio	Sub Managed Portfolio	Debit	Credit
26/02/2021	Withdrawal	Withdrawal To Managed Portfolio	Buy CARE Enhanced International Equity Portfolio			\$625.00	
26/02/2021	Withdrawal	Trade Movement	Buy 1 GOLD	CARE Active Portfolio		\$211.05	\$700
26/02/2021	Deposit	Managed Portfolio Capital Contribution	Deposit into NUP	CARE Active Portfolio			\$256.00
26/02/2021	Withdrawal	Trade Movement	Buy HOW0052AU	CARE Core Growth Portfolio		\$188.34	\$701
26/02/2021	Withdrawal	Trade Movement	Buy OMF0009AU	CARE Core Growth Portfolio		\$327.80	\$701
26/02/2021	Deposit	Managed Portfolio Capital Contribution	Deposit into NUP	CARE Core Growth Portfolio			\$3,000.00
26/02/2021	Withdrawal	Trade Movement	Buy 5 DJRE	CARE Core Growth Portfolio		\$96.86	\$701
26/02/2021	Withdrawal	Trade Movement	Buy 12 SMLL	CARE Core Growth Portfolio		\$46.38	
26/02/2021	Withdrawal	Trade Movement	Buy 3 VAS	CARE Core Growth Portfolio		\$257.69	
26/02/2021	Withdrawal	Trade Movement	Buy 2 WXHG	CARE Core Growth Portfolio		\$52.54	
26/02/2021	Withdrawal	Trade Movement	Buy 1 IEM	CARE Core Growth Portfolio		\$69.32	
26/02/2021	Withdrawal	Trade Movement	Buy 1 VEU	CARE Core Growth Portfolio		\$77.14	
26/02/2021	Deposit	Managed Portfolio Capital Contribution	Deposit into NUP	CARE Enhanced Australian Equity Portfolio			\$625.00
26/02/2021	Withdrawal	Withdrawal To Managed Portfolio	Withdrawal to sub-sleeve	CARE Enhanced Australian Equity Portfolio		\$620.19	
26/02/2021	Withdrawal	Trade Movement	Buy 1 WPL	CARE Enhanced Australian Equity Portfolio	Joseph Palmer & Sons Enhanced Australian Equity Portfolio	\$24.75	\$703
26/02/2021	Withdrawal	Trade Movement	Buy 1 SHL	CARE Enhanced Australian Equity Portfolio	Joseph Palmer & Sons Enhanced Australian Equity Portfolio	\$32.21	\$703
26/02/2021	Withdrawal	Trade Movement	Buy 1 AZI	CARE Enhanced Australian Equity Portfolio	Joseph Palmer & Sons Enhanced Australian Equity Portfolio	\$3.85	\$703

The information in this report is of a general nature only and does not take into account your personal objectives, financial situation or needs. Any amounts are reflective of your current investment positions only, and do not represent a guarantee of benefit as the positions may not include tax payable, fees or other deductions or credits. The actual amount payable will be determined at the time a payment is made. For superannuation members - the Government has placed restrictions (known as "Preservation" rules) on when superannuation benefits can be received - refer to the Product Disclosure Statement for more information. Whilst reasonable care has been taken in preparing the information provided, no responsibility will be taken for its accuracy nor for its use. In preparing this document, we have relied upon and assumed, without independent verification, the accuracy and completeness of all information supplied by or obtained from third parties. To the maximum extent permitted by law, neither we, nor our directors, employees or agents accept any liability for any loss arising in relation to this report.

Report executed: 14/10/2021 4:24:34 PM

Cash Transactions (including Managed Portfolio) Report



From 01/07/2020 to 30/06/2021

Account Name: Beannaithe Pty Ltd ATF Beannaithe Self Managed Superannuation Fund (24014946 - Superfund (Corporate Trustee))

Adviser Name: Corne Wilbers at Prestige Portfolios Pty Ltd

Date	Transaction Type	Transaction Sub Type	Transaction Details	Managed Portfolio	Sub Managed Portfolio	Debit	Credit
26/02/2021	Withdrawal	Trade Movement	Buy 9 LNK	CARE Enhanced Australian Equity Portfolio	Joseph Palmer & Sons Enhanced Australian Equity Portfolio	\$42.83	1703
26/02/2021	Withdrawal	Trade Movement	Buy 5 CGC	CARE Enhanced Australian Equity Portfolio	Joseph Palmer & Sons Enhanced Australian Equity Portfolio	\$22.86	1703
26/02/2021	Withdrawal	Trade Movement	Buy 4 TLS	CARE Enhanced Australian Equity Portfolio	Joseph Palmer & Sons Enhanced Australian Equity Portfolio	\$12.40	1703
26/02/2021	Deposit	Trade Movement	Sell 3 SYD	CARE Enhanced Australian Equity Portfolio	Joseph Palmer & Sons Enhanced Australian Equity Portfolio		\$17.72
26/02/2021	Deposit	Managed Portfolio Capital Contribution	Deposit into NUP	CARE Enhanced Australian Equity Portfolio	Joseph Palmer & Sons Enhanced Australian Equity Portfolio		\$620.19
26/02/2021	Deposit	Trade Movement	Sell 1 NAB	CARE Enhanced Australian Equity Portfolio	Joseph Palmer & Sons Enhanced Australian Equity Portfolio		\$24.76
26/02/2021	Deposit	Trade Movement	Sell 1 IVC	CARE Enhanced Australian Equity Portfolio	Joseph Palmer & Sons Enhanced Australian Equity Portfolio		\$11.24
26/02/2021	Withdrawal	Trade Movement	Buy 1 MQG	CARE Enhanced Australian Equity Portfolio	Joseph Palmer & Sons Enhanced Australian Equity Portfolio	\$143.25	1703
26/02/2021	Deposit	Trade Movement	Sell 1 STO	CARE Enhanced Australian Equity Portfolio	Joseph Palmer & Sons Enhanced Australian Equity Portfolio		\$7.27
26/02/2021	Withdrawal	Trade Movement	Buy 15 SKI	CARE Enhanced Australian Equity Portfolio	Joseph Palmer & Sons Enhanced Australian Equity Portfolio	\$30.73	1703
26/02/2021	Withdrawal	Trade Movement	Buy 10 AMC	CARE Enhanced Australian Equity Portfolio	Joseph Palmer & Sons Enhanced Australian Equity Portfolio	\$143.06	1703
26/02/2021	Withdrawal	Trade Movement	Buy 1 WBC	CARE Enhanced Australian Equity Portfolio	Joseph Palmer & Sons Enhanced Australian Equity Portfolio	\$24.00	1703
26/02/2021	Deposit	Managed Portfolio Capital Contribution	Deposit into NUP	CARE Enhanced International Equity Portfolio	Joseph Palmer & Sons Enhanced Australian Equity Portfolio		\$625.00
02/03/2021	Withdrawal	Trade Movement	Buy 2 GOLD	CARE Active Portfolio		\$422.10	1702
02/03/2021	Withdrawal	Trade Movement	Buy 3 DIRE	CARE Core Growth Portfolio		\$58.12	1701

The information in this report is of a general nature only and does not take into account your personal objectives, financial situation or needs. Any amounts are reflective of your current investment positions only, and do not represent a guarantee of benefit as the positions may not include tax payable, fees or other deductions or credits. The actual amount payable will be determined at the time a payment is made. For superannuation members - the Government has placed restrictions (known as "Preservation" rules) on when superannuation benefits can be received - refer to the Product Disclosure Statement for more information. Whilst reasonable care has been taken in preparing the information provided, no responsibility will be taken for its accuracy nor for its use. In preparing this document, we have relied upon and assumed, without independent verification, the accuracy and completeness of all information supplied by or obtained from third parties. To the maximum extent permitted by law, neither we, nor our directors, employees or agents accept any liability for any loss arising in relation to this report.

Report executed: 14/10/2021 4:24:34 PM

Cash Transactions (including Managed Portfolio) Report



From 01/07/2020 to 30/06/2021

Account Name: Beannaithe Pty Ltd ATF Beannaithe Self Managed Superannuation Fund (24014946 - Superfund (Corporate Trustee))

Adviser Name: Corne Wilbers at Prestige Portfolios Pty Ltd

Date	Transaction Type	Transaction Sub Type	Transaction Details	Managed Portfolio	Sub Managed Portfolio	Debit	Credit
02/03/2021	Withdrawal	Trade Movement	Buy 20 SMLL	CARE Core Growth Portfolio		\$77.29	1701
02/03/2021	Withdrawal	Trade Movement	Buy 6 WXHG	CARE Core Growth Portfolio		\$157.62	2701
02/03/2021	Withdrawal	Trade Movement	Buy 2 VEU	CARE Core Growth Portfolio		\$154.27	
02/03/2021	Withdrawal	Trade Movement	Buy 9 VAS	CARE Core Growth Portfolio		\$773.04	
02/03/2021	Withdrawal	Trade Movement	Buy 1 IEM	CARE Core Growth Portfolio		\$69.32	
02/03/2021	Withdrawal	Trade Movement	Buy 1 IJR	CARE Core Growth Portfolio		\$133.92	
02/03/2021	Withdrawal	Trade Movement	Buy 1 VTS	CARE Core Growth Portfolio		\$256.20	
02/03/2021	Expense	Transaction Fee	Buy HOW005ZAU - Transaction Fee	CARE Core Growth Portfolio		\$0.19	1798
02/03/2021	Withdrawal	Trade Movement	Buy 9 AMC	CARE Enhanced Australian Equity Portfolio	Joseph Palmer & Sons Enhanced Australian Equity Portfolio	\$128.76	2703
02/03/2021	Withdrawal	Trade Movement	Buy 3 AGL	CARE Enhanced Australian Equity Portfolio	Joseph Palmer & Sons Enhanced Australian Equity Portfolio	\$28.34	
02/03/2021	Withdrawal	Trade Movement	Buy 1 ANN	CARE Enhanced Australian Equity Portfolio	Joseph Palmer & Sons Enhanced Australian Equity Portfolio	\$36.27	
02/03/2021	Withdrawal	Trade Movement	Buy 4 AZJ	CARE Enhanced Australian Equity Portfolio	Joseph Palmer & Sons Enhanced Australian Equity Portfolio	\$15.43	
02/03/2021	Withdrawal	Trade Movement	Buy 4 CGC	CARE Enhanced Australian Equity Portfolio	Joseph Palmer & Sons Enhanced Australian Equity Portfolio	\$18.29	
02/03/2021	Withdrawal	Trade Movement	Buy 1 BHP	CARE Enhanced Australian Equity Portfolio	Joseph Palmer & Sons Enhanced Australian Equity Portfolio	\$49.50	
02/03/2021	Withdrawal	Trade Movement	Buy 3 BLD	CARE Enhanced Australian Equity Portfolio	Joseph Palmer & Sons Enhanced Australian Equity Portfolio	\$15.51	
02/03/2021	Withdrawal	Trade Movement	Buy 1 SHL	CARE Enhanced Australian Equity Portfolio	Joseph Palmer & Sons Enhanced Australian Equity Portfolio	\$32.21	
02/03/2021	Withdrawal	Trade Movement	Buy 3 TLS	CARE Enhanced Australian Equity Portfolio	Joseph Palmer & Sons Enhanced Australian Equity Portfolio	\$9.30	

The information in this report is of a general nature only and does not take into account your personal objectives, financial situation or needs. Any amounts are reflective of your current investment positions only, and do not represent a guarantee of benefit as the positions may not include tax payable, fees or other deductions or credits. The actual amount payable will be determined at the time a payment is made. For superannuation members - the Government has placed restrictions (known as "preservation" rules) on when superannuation benefits can be received - refer to the Product Disclosure Statement for more information. Whilst reasonable care has been taken in preparing the information provided, no responsibility will be taken for its accuracy nor for its use. In preparing this document, we have relied upon and assumed, without independent verification, the accuracy and completeness of all information supplied by or obtained from third parties. To the maximum extent permitted by law, neither we, nor our directors, employees or agents accept any liability for any loss arising in relation to this report.

Report executed: 14/10/2021 4:24:34 PM

Cash Transactions (including Managed Portfolio) Report



From 01/07/2020 to 30/06/2021

Account Name: Beannaithe Pty Ltd ATF Beannaithe Self Managed Superannuation Fund (24014946 - Superfund (Corporate Trustee))

Adviser Name: Corne Wilbers at Prestige Portfolios Pty Ltd

Date	Transaction Type	Transaction Sub Type	Transaction Details	Managed Portfolio	Sub Managed Portfolio	Debit	Credit
02/03/2021	Withdrawal	Trade Movement	Buy 4 SKI	CARE Enhanced Australian Equity Portfolio	Joseph Palmer & Sons Enhanced Australian Equity Portfolio	\$8.20	1753
04/03/2021	Expense	Portfolio Service Fees	Portfolio Service Fees Feb 2021 - Hub24			\$106.51	1798
04/03/2021	Expense	Investment Management Fee	Investment Management Fee Feb 2021 - CARE Active Portfolio			\$15.19	1798
04/03/2021	Expense	Investment Management Fee	Investment Management Fee Feb 2021 - CARE Enhanced International Equity Portfolio			\$10.42	1798
04/03/2021	Expense	Investment Management Fee	Investment Management Fee Feb 2021 - CARE Core Growth Portfolio			\$68.58	1798
04/03/2021	Expense	Investment Management Fee	Investment Management Fee Feb 2021 - CARE Enhanced Australian Equity Portfolio			\$12.20	1798
04/03/2021	Expense	Investment Management Fee	Investment Management Fee Feb 2021 - Joseph Palmer & Sons Enhanced Australian Equity Portfolio			\$13.45	1798
04/03/2021	Expense	Transaction Fee	Buy OMF0009AU - Transaction Fee		CARE Core Growth Portfolio	\$0.34	1798
05/03/2021	Deposit	Deposit From Managed Portfolio	Interest Credited March 2021 - payout from CARE Core Growth Portfolio				\$731
05/03/2021	Deposit	Deposit From Managed Portfolio	OMF0009AU Distribution Ex 28/02/2021 cpr:0.300000004562000 - payout from CARE Core Growth Portfolio				\$104.95
05/03/2021	Withdrawal	Managed Portfolio Capital Withdrawal	OMF0009AU Distribution Ex 28/02/2021 cpr:0.300000004562000 payout income		CARE Core Growth Portfolio	\$104.95	
05/03/2021	Withdrawal	Managed Portfolio Capital Withdrawal	Adj 500070794 Acc 24014946 Siv CARE Core Growth Portfolio: HOW0052AU Rebate 31/12/2020 payout income		CARE Core Growth Portfolio	\$731	

The information in this report is of a general nature only and does not take into account your personal objectives, financial situation or needs. Any amounts are reflective of your current investment positions only, and do not represent a guarantee of benefit as the positions may not include tax payable, fees or other deductions or credits. The actual amount payable will be determined at the time a payment is made. For superannuation members - the Government has placed restrictions (known as "preservation" rules) on when superannuation benefits can be received - refer to the Product Disclosure Statement for more information. Whilst reasonable care has been taken in preparing the information provided, no responsibility will be taken for its accuracy nor for its use. In preparing this document, we have relied upon and assumed, without independent verification, the accuracy and completeness of all information supplied by or obtained from third parties. To the maximum extent permitted by law, neither we, nor our directors, employees or agents accept any liability for any loss arising in relation to this report.

Report executed: 14/10/2021 4:24:34 PM



Cash Transactions (including Managed Portfolio) Report

From 01/07/2020 to 30/06/2021

Account Name: Beannaithe Pty Ltd ATF Beannaithe Self Managed Superannuation Fund (24014946 - Superfund (Corporate Trustee))

Adviser Name: Corne Wilbers at Prestige Portfolios Pty Ltd

Date	Transaction Type	Transaction Sub Type	Transaction Details	Managed Portfolio	Sub Managed Portfolio	Debit	Credit
05/03/2021	Deposit	Dividend	OMF0009AU Distribution Ex 28/02/2021 cpur:0.3000000004562000	CARE Core Growth Portfolio			\$104.95 0567
05/03/2021	Income	Interest Credited	HOW005ZAU Rebate 31/12/2020	CARE Core Growth Portfolio			\$7.31 0575
10/03/2021	Deposit	Dividend	ANN USD 0.332, UNFRANKED, 0.332 CFI, DRP NIL DISC, EST\$A	CARE Enhanced Australian Equity Portfolio	Joseph Palmer & Sons Enhanced Australian Equity Portfolio		\$15.60 0567
10/03/2021	Deposit	Dividend	ANN USD 0.332, UNFRANKED, 0.332 CFI, DRP NIL DISC, EST\$A - Adjustment	CARE Enhanced Australian Equity Portfolio	Joseph Palmer & Sons Enhanced Australian Equity Portfolio		\$4.09 0567
15/03/2021	Deposit	Dividend	SKI AUD DRP 2% DISC	CARE Enhanced Australian Equity Portfolio	Joseph Palmer & Sons Enhanced Australian Equity Portfolio		\$43.94 0567
16/03/2021	Deposit	Dividend	AMC USD 0.1175	CARE Enhanced Australian Equity Portfolio	Joseph Palmer & Sons Enhanced Australian Equity Portfolio		\$26.92 0567
18/03/2021	Withdrawal	Withdrawal To Managed Portfolio	Buy CARE Active Portfolio			\$750.00	
18/03/2021	Withdrawal	Withdrawal To Managed Portfolio	Buy CARE Enhanced International Equity Portfolio			\$625.00	
18/03/2021	Withdrawal	Withdrawal To Managed Portfolio	Buy CARE Core Growth Portfolio			\$3,000.00	
18/03/2021	Withdrawal	Withdrawal To Managed Portfolio	Buy CARE Enhanced Australian Equity Portfolio			\$625.00	
18/03/2021	Deposit	Trade Movement	Sell 1 UR	CARE Active Portfolio			\$145.86 2702
18/03/2021	Withdrawal	Trade Movement	Buy 1 IOO	CARE Active Portfolio		\$85.31 2702	
18/03/2021	Deposit	Managed Portfolio Capital Contribution	Deposit into NUP	CARE Active Portfolio			\$750.00
18/03/2021	Withdrawal	Trade Movement	Buy HOW005ZAU	CARE Core Growth Portfolio		\$189.55 2701	
18/03/2021	Withdrawal	Trade Movement	Buy OMF0009AU	CARE Core Growth Portfolio		\$335.95 2701	
18/03/2021	Withdrawal	Trade Movement	Buy 1 UR	CARE Core Growth Portfolio		\$145.86 2701	
18/03/2021	Withdrawal	Trade Movement	Buy 1 VAS	CARE Core Growth Portfolio		\$87.60 2701	

The information in this report is of a general nature only and does not take into account your personal objectives, financial situation or needs. Any amounts are reflective of your current investment positions only, and do not represent a guarantee of benefit as the positions may not include tax payable, fees or other deductions or credits. The actual amount payable will be determined at the time a payment is made. For superannuation members - the Government has placed restrictions (known as "Preservation" rules) on when superannuation benefits can be received - refer to the Product Disclosure Statement for more information. Whilst reasonable care has been taken in preparing the information provided, no responsibility will be taken for its accuracy nor for its use. In preparing this document, we have relied upon and assumed, without independent verification, the accuracy and completeness of all information supplied by or obtained from third parties. To the maximum extent permitted by law, neither we, nor our directors, employees or agents accept any liability for any loss arising in relation to this report.

Cash Transactions (including Managed Portfolio) Report



From 01/07/2020 to 30/06/2021

Account Name: Beannaithe Pty Ltd ATF Beannaithe Self Managed Superannuation Fund (24014946 - Superfund (Corporate Trustee))

Adviser Name: Corne Wilbers at Prestige Portfolios Pty Ltd

Date	Transaction Type	Transaction Sub Type	Transaction Details	Managed Portfolio	Sub Managed Portfolio	Debit	Credit
18/03/2021	Withdrawal	Trade Movement	Buy 1 WXHG	CARE Core Growth Portfolio		\$27.35	2701
18/03/2021	Withdrawal	Trade Movement	Buy 6 SMIL	CARE Core Growth Portfolio		\$24.14	2701
18/03/2021	Deposit	Managed Portfolio Capital Contribution	Deposit into NUP	CARE Core Growth Portfolio			\$3,980.00
18/03/2021	Withdrawal	Withdrawal To Managed Portfolio	Withdrawal to sub-sleeve	CARE Enhanced Australian Equity Portfolio		\$620.27	
18/03/2021	Deposit	Managed Portfolio Capital Contribution	Deposit into NUP	CARE Enhanced Australian Equity Portfolio			\$625.00
18/03/2021	Deposit	Managed Portfolio Capital Contribution	Deposit into NUP	CARE Enhanced Australian Equity Portfolio	Joseph Palmer & Sons Enhanced Australian Equity Portfolio		\$620.27
18/03/2021	Deposit	Managed Portfolio Capital Contribution	Deposit into NUP	CARE Enhanced International Equity Portfolio			\$625.00
18/03/2021	Withdrawal	Trade Movement	Buy 3 WDIV	CARE Enhanced International Equity Portfolio		\$51.78	2704
18/03/2021	Withdrawal	Trade Movement	Buy MGE0001AU	CARE Enhanced International Equity Portfolio		\$623.50	2704
22/03/2021	Withdrawal	Trade Movement	Buy 4 IEM	CARE Active Portfolio		\$280.76	2702
22/03/2021	Withdrawal	Trade Movement	Buy 3 IOO	CARE Active Portfolio		\$255.92	2702
22/03/2021	Withdrawal	Trade Movement	Buy 3 VAS	CARE Active Portfolio		\$262.79	2702
22/03/2021	Withdrawal	Trade Movement	Buy 1 GOLD	CARE Active Portfolio		\$209.55	2702
22/03/2021	Withdrawal	Trade Movement	Buy 25 SMIL	CARE Core Growth Portfolio		\$100.61	2701
22/03/2021	Withdrawal	Trade Movement	Buy 11 VAS	CARE Core Growth Portfolio		\$963.57	2701
22/03/2021	Withdrawal	Trade Movement	Buy 4 VEU	CARE Core Growth Portfolio		\$317.76	2701
22/03/2021	Withdrawal	Trade Movement	Buy 7 DJRE	CARE Core Growth Portfolio		\$140.14	2701

The information in this report is of a general nature only and does not take into account your personal objectives, financial situation or needs. Any amounts are reflective of your current investment positions only, and do not represent a guarantee of benefit as the positions may not include tax payable, fees or other deductions or credits. The actual amount payable will be determined at the time a payment is made. For superannuation members - the Government has placed restrictions (known as "Preservation" rules) on when superannuation benefits can be received - refer to the Product Disclosure Statement for more information. Whilst reasonable care has been taken in preparing the information provided, no responsibility will be taken for its accuracy nor for its use. In preparing this document, we have relied upon and assumed, without independent verification, the accuracy and completeness of all information supplied by or obtained from third parties. To the maximum extent permitted by law, neither we, nor our directors, employees or agents accept any liability for any loss arising in relation to this report.

Report executed: 14/10/2021 4:24:34 PM

Cash Transactions (including Managed Portfolio) Report



From 01/07/2020 to 30/06/2021

Account Name: Beannaithe Pty Ltd ATF Beannaithe Self Managed Superannuation Fund (24014946 - Superfund (Corporate Trustee))

Adviser Name: Corne Wilbers at Prestige Portfolios Pty Ltd

Date	Transaction Type	Transaction Sub Type	Transaction Details	Managed Portfolio	Sub Managed Portfolio	Debit	Credit
22/03/2021	Withdrawal	Trade Movement	Buy 6 WXHG	CARE Core Growth Portfolio		\$164.10	\$701
22/03/2021	Withdrawal	Trade Movement	Buy 1 VTS	CARE Core Growth Portfolio		\$268.03	''
22/03/2021	Withdrawal	Trade Movement	Buy 2 IEM	CARE Core Growth Portfolio		\$140.38	''
22/03/2021	Expense	Transaction Fee	Buy HOW0052AU - Transaction Fee	CARE Core Growth Portfolio		\$0.19	1798
22/03/2021	Withdrawal	Trade Movement	Buy 32 WDIV	CARE Enhanced International Equity Portfolio		\$552.29	2604
23/03/2021	Expense	Transaction Fee	Buy OMF0009AU - Transaction Fee	CARE Core Growth Portfolio		\$0.35	1798
23/03/2021	Deposit	Dividend	BHP USD 1.01, 1.01 FRANKED, 30% CTR, DRP NIL DISC, EST\$A - Adjustment	CARE Enhanced Australian Equity Portfolio	Joseph Palmer & Sons Enhanced Australian Equity Portfolio		\$0.80
23/03/2021	Deposit	Dividend	BHP USD 1.01, 1.01 FRANKED, 30% CTR, DRP NIL DISC, EST\$A	CARE Enhanced Australian Equity Portfolio	Joseph Palmer & Sons Enhanced Australian Equity Portfolio		\$76.57
23/03/2021	Expense	Transaction Fee	Buy MGE0001AU - Transaction Fee	CARE Enhanced International Equity Portfolio		\$0.63	1798
24/03/2021	Deposit	Dividend	WPL USD 0.12, 0.12 FRANKED, 30% CTR, DRP 1.5% DISC, EST\$A	CARE Enhanced Australian Equity Portfolio	Joseph Palmer & Sons Enhanced Australian Equity Portfolio		\$19.19
24/03/2021	Withdrawal	Dividend	WPL USD 0.12, 0.12 FRANKED, 30% CTR, DRP 1.5% DISC, EST\$A - Adjustment	CARE Enhanced Australian Equity Portfolio	Joseph Palmer & Sons Enhanced Australian Equity Portfolio	\$0.22	5567
24/03/2021	Deposit	Dividend	SHL AUD 0.108 FRANKED, 30% CTR, NIL CFI, DRP SUSP	CARE Enhanced Australian Equity Portfolio	Joseph Palmer & Sons Enhanced Australian Equity Portfolio		\$16.92
25/03/2021	Withdrawal	Dividend	STO USD 0.05, 0.05 FRANKED, 30% CTR, DRP SUSP, EST\$A - Adjustment	CARE Enhanced Australian Equity Portfolio	Joseph Palmer & Sons Enhanced Australian Equity Portfolio	\$0.39	5567
25/03/2021	Deposit	Dividend	STO USD 0.05, 0.05 FRANKED, 30% CTR, DRP SUSP, EST\$A	CARE Enhanced Australian Equity Portfolio	Joseph Palmer & Sons Enhanced Australian Equity Portfolio		\$18.96
26/03/2021	Withdrawal	Withdrawal To Managed Portfolio	Buy CARE Enhanced International Equity Portfolio			\$625.00	
26/03/2021	Withdrawal	Withdrawal To Managed Portfolio	Buy CARE Core Growth Portfolio			\$3,000.00	

The information in this report is of a general nature only and does not take into account your personal objectives, financial situation or needs. Any amounts are reflective of your current investment positions only, and do not represent a guarantee of benefit as the positions may not include tax payable, fees or other deductions or credits. The actual amount payable will be determined at the time a payment is made. For superannuation members - the Government has placed restrictions (known as "Preservation" rules) on when superannuation benefits can be received - refer to the Product Disclosure Statement for more information. Whilst reasonable care has been taken in preparing the information provided, no responsibility will be taken for its accuracy nor for its use. In preparing this document, we have relied upon and assumed, without independent verification, the accuracy and completeness of all information supplied by or obtained from third parties. To the maximum extent permitted by law, neither we, nor our directors, employees or agents accept any liability for any loss arising in relation to this report.

Report executed: 14/10/2021 4:24:34 PM

Cash Transactions (including Managed Portfolio) Report



From 01/07/2020 to 30/06/2021

Account Name: Beannaithe Pty Ltd ATF Beannaithe Self Managed Superannuation Fund (24014946 - Superfund (Corporate Trustee))

Adviser Name: Corne Wilbers at Prestige Portfolios Pty Ltd

Date	Transaction Type	Transaction Sub Type	Transaction Details	Managed Portfolio	Sub Managed Portfolio	Debit	Credit
26/03/2021	Withdrawal	Withdrawal To Managed Portfolio	Buy CARE Enhanced Australian Equity Portfolio	CARE Active Portfolio		\$625.00	
26/03/2021	Withdrawal	Withdrawal To Managed Portfolio	Buy CARE Active Portfolio	CARE Active Portfolio		\$750.00	
26/03/2021	Deposit	Managed Portfolio Capital Contribution	Deposit into NUP	CARE Active Portfolio			\$750.00
26/03/2021	Withdrawal	Trade Movement	Buy 13 SMML	CARE Core Growth Portfolio		\$52.45	1701
26/03/2021	Withdrawal	Trade Movement	Buy 1 IEM	CARE Core Growth Portfolio		\$68.67	11
26/03/2021	Withdrawal	Trade Movement	Buy 1 WXHG	CARE Core Growth Portfolio		\$26.96	11
26/03/2021	Withdrawal	Trade Movement	Buy HOW0052AU	CARE Core Growth Portfolio		\$190.67	11
26/03/2021	Withdrawal	Trade Movement	Buy OMF0009AU	CARE Core Growth Portfolio		\$339.58	11
26/03/2021	Deposit	Managed Portfolio Capital Contribution	Deposit into NUP	CARE Core Growth Portfolio			\$3,000.00
26/03/2021	Withdrawal	Trade Movement	Buy 1 DJRE	CARE Core Growth Portfolio		\$20.30	1701
26/03/2021	Withdrawal	Trade Movement	Buy 1 VEU	CARE Core Growth Portfolio		\$79.39	11
26/03/2021	Withdrawal	Trade Movement	Buy 3 VAS	CARE Core Growth Portfolio		\$264.27	11
26/03/2021	Withdrawal	Withdrawal To Managed Portfolio	Withdrawal to sub-sleeve	CARE Enhanced Australian Equity Portfolio		\$620.28	
26/03/2021	Deposit	Managed Portfolio Capital Contribution	Deposit into NUP	CARE Enhanced Australian Equity Portfolio			\$625.00
26/03/2021	Withdrawal	Trade Movement	Buy 4 AGL	CARE Enhanced Australian Equity Portfolio	Joseph Palmer & Sons Enhanced Australian Equity Portfolio	\$41.31	1703
26/03/2021	Withdrawal	Trade Movement	Buy 2 WPL	CARE Enhanced Australian Equity Portfolio	Joseph Palmer & Sons Enhanced Australian Equity Portfolio	\$49.35	1703
26/03/2021	Withdrawal	Trade Movement	Buy 6 STO	CARE Enhanced Australian Equity Portfolio	Joseph Palmer & Sons Enhanced Australian Equity Portfolio	\$42.83	1703

The information in this report is of a general nature only and does not take into account your personal objectives, financial situation or needs. Any amounts are reflective of your current investment positions only, and do not represent a guarantee of benefit as the positions may not include tax payable, fees or other deductions or credits. The actual amount payable will be determined at the time a payment is made. For superannuation members - the Government has placed restrictions (known as "Preservation" rules) on when superannuation benefits can be received - refer to the Product Disclosure Statement for more information. Whilst reasonable care has been taken in preparing the information provided, no responsibility will be taken for its accuracy nor for its use. In preparing this document, we have relied upon and assumed, without independent verification, the accuracy and completeness of all information supplied by or obtained from third parties. To the maximum extent permitted by law, neither we, nor our directors, employees or agents accept any liability for any loss arising in relation to this report.

Cash Transactions (including Managed Portfolio) Report



From 01/07/2020 to 30/06/2021

Account Name: Beannaithe Pty Ltd ATF Beannaithe Self Managed Superannuation Fund (24014946 - Superfund (Corporate Trustee))

Adviser Name: Corne Wilbers at Prestige Portfolios Pty Ltd

Date	Transaction Type	Transaction Sub Type	Transaction Details	Managed Portfolio	Sub Managed Portfolio	Debit	Credit
26/03/2021	Withdrawal	Trade Movement	Buy 5 TLS	CARE Enhanced Australian Equity Portfolio	Joseph Palmer & Sons Enhanced Australian Equity Portfolio	\$17.11	\$103
26/03/2021	Deposit	Dividend	AGL AUD 0.1 SPEC, UNFRANKED, NIL CFI, DRP NIL DISC	CARE Enhanced Australian Equity Portfolio	Joseph Palmer & Sons Enhanced Australian Equity Portfolio		\$115.21
26/03/2021	Withdrawal	Trade Movement	Buy 1 SYD	CARE Enhanced Australian Equity Portfolio	Joseph Palmer & Sons Enhanced Australian Equity Portfolio	\$5.94	\$103
26/03/2021	Deposit	Managed Portfolio Capital Contribution	Deposit into NUP	CARE Enhanced Australian Equity Portfolio	Joseph Palmer & Sons Enhanced Australian Equity Portfolio		\$620.28
26/03/2021	Withdrawal	Trade Movement	Buy 2 AZJ	CARE Enhanced Australian Equity Portfolio	Joseph Palmer & Sons Enhanced Australian Equity Portfolio	\$7.79	\$103
26/03/2021	Withdrawal	Trade Movement	Buy 1 NAB	CARE Enhanced Australian Equity Portfolio	Joseph Palmer & Sons Enhanced Australian Equity Portfolio	\$26.22	
26/03/2021	Withdrawal	Trade Movement	Buy 1 IVC	CARE Enhanced Australian Equity Portfolio	Joseph Palmer & Sons Enhanced Australian Equity Portfolio	\$11.35	
26/03/2021	Withdrawal	Trade Movement	Buy 13 LNK	CARE Enhanced Australian Equity Portfolio	Joseph Palmer & Sons Enhanced Australian Equity Portfolio	\$68.38	
26/03/2021	Withdrawal	Trade Movement	Buy 4 SKI	CARE Enhanced Australian Equity Portfolio	Joseph Palmer & Sons Enhanced Australian Equity Portfolio	\$8.78	
26/03/2021	Withdrawal	Trade Movement	Buy 1 BXB	CARE Enhanced Australian Equity Portfolio	Joseph Palmer & Sons Enhanced Australian Equity Portfolio	\$10.36	
26/03/2021	Withdrawal	Trade Movement	Buy 8 BLD	CARE Enhanced Australian Equity Portfolio	Joseph Palmer & Sons Enhanced Australian Equity Portfolio	\$43.95	
26/03/2021	Withdrawal	Trade Movement	Buy 2 CGC	CARE Enhanced Australian Equity Portfolio	Joseph Palmer & Sons Enhanced Australian Equity Portfolio	\$9.56	
26/03/2021	Withdrawal	Trade Movement	Buy 1 AMC	CARE Enhanced Australian Equity Portfolio	Joseph Palmer & Sons Enhanced Australian Equity Portfolio	\$15.24	
26/03/2021	Deposit	Dividend	TLS AUD 0.03 SPEC, 0.08 FRANKED, 30% CTR, DRP NIL DISC	CARE Enhanced Australian Equity Portfolio	Joseph Palmer & Sons Enhanced Australian Equity Portfolio		\$43.68

The information in this report is of a general nature only and does not take into account your personal objectives, financial situation or needs. Any amounts are reflective of your current investment positions only, and do not represent a guarantee of benefit as the positions may not include tax payable, fees or other deductions or credits. The actual amount payable will be determined at the time a payment is made. For superannuation members - the Government has placed restrictions (known as "Preservation" rules) on when superannuation benefits can be received - refer to the Product Disclosure Statement for more information. Whilst reasonable care has been taken in preparing the information provided, no responsibility will be taken for its accuracy nor for its use. In preparing this document, we have relied upon and assumed, without independent verification, the accuracy and completeness of all information supplied by or obtained from third parties. To the maximum extent permitted by law, neither we, nor our directors, employees or agents accept any liability for any loss arising in relation to this report.

Report executed: 14/10/2021 4:24:34 PM

Cash Transactions (including Managed Portfolio) Report



From 01/07/2020 to 30/06/2021

Account Name: Beannaithe Pty Ltd ATF Beannaithe Self Managed Superannuation Fund (24014946 - Superfund (Corporate Trustee))

Adviser Name: Corne Wilbers at Prestige Portfolios Pty Ltd

Date	Transaction Type	Transaction Sub Type	Transaction Details	Managed Portfolio	Sub Managed Portfolio	Debit	Credit
26/03/2021	Deposit	Managed Portfolio Capital Contribution	Deposit into NUP	CARE Enhanced International Equity Portfolio			-\$625.00
29/03/2021	Withdrawal	Trade Movement	Buy 2 IEM	CARE Active Portfolio		\$138.38	1703
29/03/2021	Withdrawal	Trade Movement	Buy OMF0009AU	CARE Core Growth Portfolio		\$2,031.65	1701
30/03/2021	Expense	Transaction Fee	Buy HOW0052AU - Transaction Fee	CARE Core Growth Portfolio		\$0.19	1798
30/03/2021	Withdrawal	Trade Movement	Buy 9 VAS	CARE Core Growth Portfolio		\$792.82	1701
30/03/2021	Withdrawal	Trade Movement	Buy 1 VTS	CARE Core Growth Portfolio		\$268.64	1701
30/03/2021	Withdrawal	Trade Movement	Buy 1 IEM	CARE Core Growth Portfolio		\$68.67	1701
30/03/2021	Withdrawal	Trade Movement	Buy 1 IUR	CARE Core Growth Portfolio		\$141.32	1701
30/03/2021	Withdrawal	Trade Movement	Buy 7 DJRE	CARE Core Growth Portfolio		\$142.11	1701
30/03/2021	Withdrawal	Trade Movement	Buy 6 WXHG	CARE Core Growth Portfolio		\$161.75	1701
30/03/2021	Withdrawal	Trade Movement	Buy 19 SMLL	CARE Core Growth Portfolio		\$76.66	1701
30/03/2021	Withdrawal	Trade Movement	Buy 3 VEU	CARE Core Growth Portfolio		\$238.16	1701
30/03/2021	Withdrawal	Trade Movement	Buy 1 WPL	CARE Enhanced Australian Equity Portfolio	Joseph Palmer & Sons Enhanced Australian Equity Portfolio	\$24.67	1703
30/03/2021	Withdrawal	Trade Movement	Buy 1 WBC	CARE Enhanced Australian Equity Portfolio	Joseph Palmer & Sons Enhanced Australian Equity Portfolio	\$24.40	1703
30/03/2021	Deposit	Dividend	CBA AUD 1.5 FRANKED, 30% CTR, DRP NIL DISC	CARE Enhanced Australian Equity Portfolio	Joseph Palmer & Sons Enhanced Australian Equity Portfolio		\$31.50
30/03/2021	Withdrawal	Trade Movement	Buy 1 NAB	CARE Enhanced Australian Equity Portfolio	Joseph Palmer & Sons Enhanced Australian Equity Portfolio	\$26.22	1703
30/03/2021	Withdrawal	Trade Movement	Buy 6 LNK	CARE Enhanced Australian Equity Portfolio	Joseph Palmer & Sons Enhanced Australian Equity Portfolio	\$31.55	1703

The information in this report is of a general nature only and does not take into account your personal objectives, financial situation or needs. Any amounts are reflective of your current investment positions only, and do not represent a guarantee of benefit as the positions may not include tax payable, fees or other deductions or credits. The actual amount payable will be determined at the time a payment is made. For superannuation members - the Government has placed restrictions (known as "Preservation" rules) on when superannuation benefits can be received - refer to the Product Disclosure Statement for more information. Whilst reasonable care has been taken in preparing the information provided, no responsibility will be taken for its accuracy nor for its use. In preparing this document, we have relied upon and assumed, without independent verification, the accuracy and completeness of all information supplied by or obtained from third parties. To the maximum extent permitted by law, neither we, nor our directors, employees or agents accept any liability for any loss arising in relation to this report.

Cash Transactions (including Managed Portfolio) Report



From 01/07/2020 to 30/06/2021

Account Name: Beannaithe Pty Ltd ATF Beannaithe Self Managed Superannuation Fund (24014946 - Superfund (Corporate Trustee))

Adviser Name: Corne Wilbers at Prestige Portfolios Pty Ltd

Date	Transaction Type	Transaction Sub Type	Transaction Details	Managed Portfolio	Sub Managed Portfolio	Debit	Credit
30/03/2021	Withdrawal	Trade Movement	Buy 2 IVC	CARE Enhanced Australian Equity Portfolio	Joseph Palmer & Sons Enhanced Australian Equity Portfolio	\$22.71	\$703
30/03/2021	Withdrawal	Trade Movement	Buy 1 RHC	CARE Enhanced Australian Equity Portfolio	Joseph Palmer & Sons Enhanced Australian Equity Portfolio	\$67.52	
30/03/2021	Withdrawal	Trade Movement	Buy 7 TLS	CARE Enhanced Australian Equity Portfolio	Joseph Palmer & Sons Enhanced Australian Equity Portfolio	\$23.95	
30/03/2021	Withdrawal	Trade Movement	Buy 5 SYD	CARE Enhanced Australian Equity Portfolio	Joseph Palmer & Sons Enhanced Australian Equity Portfolio	\$29.70	
30/03/2021	Withdrawal	Trade Movement	Buy 12 SKI	CARE Enhanced Australian Equity Portfolio	Joseph Palmer & Sons Enhanced Australian Equity Portfolio	\$26.33	
30/03/2021	Withdrawal	Trade Movement	Buy 1 SHL	CARE Enhanced Australian Equity Portfolio	Joseph Palmer & Sons Enhanced Australian Equity Portfolio	\$35.75	
30/03/2021	Withdrawal	Trade Movement	Buy 3 AMC	CARE Enhanced Australian Equity Portfolio	Joseph Palmer & Sons Enhanced Australian Equity Portfolio	\$45.71	
30/03/2021	Withdrawal	Trade Movement	Buy 2 AGL	CARE Enhanced Australian Equity Portfolio	Joseph Palmer & Sons Enhanced Australian Equity Portfolio	\$20.66	
30/03/2021	Withdrawal	Trade Movement	Buy 1 ANN	CARE Enhanced Australian Equity Portfolio	Joseph Palmer & Sons Enhanced Australian Equity Portfolio	\$39.42	
30/03/2021	Withdrawal	Trade Movement	Buy 1 BHP	CARE Enhanced Australian Equity Portfolio	Joseph Palmer & Sons Enhanced Australian Equity Portfolio	\$45.29	
30/03/2021	Withdrawal	Trade Movement	Buy 174 BXB	CARE Enhanced Australian Equity Portfolio	Joseph Palmer & Sons Enhanced Australian Equity Portfolio	\$1,803.77	
30/03/2021	Withdrawal	Trade Movement	Buy 8 AZJ	CARE Enhanced Australian Equity Portfolio	Joseph Palmer & Sons Enhanced Australian Equity Portfolio	\$31.16	
30/03/2021	Withdrawal	Trade Movement	Buy 7 CGC	CARE Enhanced Australian Equity Portfolio	Joseph Palmer & Sons Enhanced Australian Equity Portfolio	\$33.44	
30/03/2021	Withdrawal	Trade Movement	Buy 1 CBA	CARE Enhanced Australian Equity Portfolio	Joseph Palmer & Sons Enhanced Australian Equity Portfolio	\$86.28	
31/03/2021	Withdrawal	Trade Movement	Buy 9 IEM	CARE Active Portfolio		\$622.69	

The information in this report is of a general nature only and does not take into account your personal objectives, financial situation or needs. Any amounts are reflective of your current investment positions only, and do not represent a guarantee of benefit as the positions may not include tax payable, fees or other deductions or credits. The actual amount payable will be determined at the time a payment is made. For superannuation members - the Government has placed restrictions (known as "preservation" rules) on when superannuation benefits can be received - refer to the Product Disclosure Statement for more information. Whilst reasonable care has been taken in preparing the information provided, no responsibility will be taken for its accuracy nor for its use. In preparing this document, we have relied upon and assumed, without independent verification, the accuracy and completeness of all information supplied by or obtained from third parties. To the maximum extent permitted by law, neither we, nor our directors, employees or agents accept any liability for any loss arising in relation to this report.

Cash Transactions (including Managed Portfolio) Report



From 01/07/2020 to 30/06/2021

Account Name: Beannaithe Pty Ltd ATF Beannaithe Self Managed Superannuation Fund (24014946 - Superfund (Corporate Trustee))

Adviser Name: Corne Wilbers at Prestige Portfolios Pty Ltd

Date	Transaction Type	Transaction Sub Type	Transaction Details	Managed Portfolio	Sub Managed Portfolio	Debit	Credit
31/03/2021	Deposit	Trade Movement	Sell 16 IJR	CARE Core Growth Portfolio			\$2,272.46
31/03/2021	Deposit	Dividend	RHC AUD 0.485 FRANKED, 30% CTR	CARE Enhanced Australian Equity Portfolio	Joseph Palmer & Sons Enhanced Australian Equity Portfolio		\$10.67
31/03/2021	Deposit	Dividend	AZI AUD 0.1008 FRANKED, 30% CTR, NIL CFI	CARE Enhanced Australian Equity Portfolio	Joseph Palmer & Sons Enhanced Australian Equity Portfolio		\$64.08
01/04/2021	Expense	Transaction Fee	Buy OMF0009AU - Transaction Fee	CARE Core Growth Portfolio		\$0.35	
01/04/2021	Deposit	Dividend	CSL USD 1.04, UNFRANKED, 1.04 CFI, DRP SUSP, EST\$A - Adjustment	CARE Enhanced Australian Equity Portfolio	Joseph Palmer & Sons Enhanced Australian Equity Portfolio		\$0.04
01/04/2021	Deposit	Dividend	CSL USD 1.04, UNFRANKED, 1.04 CFI, DRP SUSP, EST\$A	CARE Enhanced Australian Equity Portfolio	Joseph Palmer & Sons Enhanced Australian Equity Portfolio		\$6.71
06/04/2021	Expense	Transaction Fee	Buy OMF0009AU - Transaction Fee	CARE Core Growth Portfolio		\$2.08	
08/04/2021	Expense	Portfolio Service Fees	Portfolio Service Fees Mar 2021 - Hub24			\$118.14	
08/04/2021	Expense	Investment Management Fee	Investment Management Fee Mar 2021 - CARE Active Portfolio			\$16.97	
08/04/2021	Expense	Investment Management Fee	Investment Management Fee Mar 2021 - CARE Enhanced International Equity Portfolio			\$11.97	
08/04/2021	Expense	Investment Management Fee	Investment Management Fee Mar 2021 - CARE Core Growth Portfolio			\$77.11	
08/04/2021	Expense	Investment Management Fee	Investment Management Fee Mar 2021 - CARE Enhanced Australian Equity Portfolio			\$14.00	
08/04/2021	Expense	Investment Management Fee	Investment Management Fee Mar 2021 - Joseph Palmer & Sons Enhanced Australian Equity Portfolio			\$15.43	
08/04/2021	Deposit	Dividend	CGC AUD 0.05 FRANKED, 30% CTR, DRP SUSP	CARE Enhanced Australian Equity Portfolio	Joseph Palmer & Sons Enhanced Australian Equity Portfolio		\$21.95

The information in this report is of a general nature only and does not take into account your personal objectives, financial situation or needs. Any amounts are reflective of your current investment positions only, and do not represent a guarantee of benefit as the positions may not include tax payable, fees or other deductions or credits. The actual amount payable will be determined at the time a payment is made. For superannuation members - the Government has placed restrictions (known as "Preservation" rules) on when superannuation benefits can be received - refer to the Product Disclosure Statement for more information. Whilst reasonable care has been taken in preparing the information provided, no responsibility will be taken for its accuracy nor for its use. In preparing this document, we have relied upon and assumed, without independent verification, the accuracy and completeness of all information supplied by or obtained from third parties. To the maximum extent permitted by law, neither we, nor our directors, employees or agents accept any liability for any loss arising in relation to this report.

Cash Transactions (including Managed Portfolio) Report



From 01/07/2020 to 30/06/2021

Account Name: Beannaithe Pty Ltd ATF Beannaithe Self Managed Superannuation Fund (24014946 - Superfund (Corporate Trustee))

Adviser Name: Corne Wilbers at Prestige Portfolios Pty Ltd

Date	Transaction Type	Transaction Sub Type	Transaction Details	Managed Portfolio	Sub Managed Portfolio	Debit	Credit
09/04/2021	Deposit	Deposit From Managed Portfolio	OMF0009AU Distribution Ex 31/03/2021 cpu:0.2000000034580000 - payout from CARE Core Growth Portfolio	CARE Core Growth Portfolio		\$75.68	\$75.68
09/04/2021	Withdrawal	Managed Portfolio Capital Withdrawal	OMF0009AU Distribution Ex 31/03/2021 cpu:0.2000000034580000 payout income	CARE Core Growth Portfolio		\$75.68	
09/04/2021	Deposit	Dividend	OMF0009AU Distribution Ex 31/03/2021 cpu:0.2000000034580000	CARE Core Growth Portfolio			\$75.68
09/04/2021	Deposit	Dividend	LNK AUD 0.027 FRANKED, 30% CTR, NIL CFI, DRP 1.5% DISC	CARE Enhanced Australian Equity Portfolio	Joseph Palmer & Sons Enhanced Australian Equity Portfolio		\$42.17
15/04/2021	Deposit	Deposit From Managed Portfolio	IJR AUD EST 0.31040566, DRP - payout from CARE Core Growth Portfolio	CARE Core Growth Portfolio		\$29.18	\$29.18
15/04/2021	Deposit	Deposit From Managed Portfolio	IJR AUD EST 0.31040566, DRP - payout from CARE Active Portfolio	CARE Core Growth Portfolio		\$32.90	\$32.90
15/04/2021	Withdrawal	Withdrawal To Managed Portfolio	IJR AUD EST 0.31040566, DRP - Adjustment - payout to CARE Active Portfolio	CARE Core Growth Portfolio		\$0.07	
15/04/2021	Withdrawal	Withdrawal To Managed Portfolio	IJR AUD EST 0.31040566, DRP - Adjustment - payout to CARE Core Growth Portfolio	CARE Core Growth Portfolio		\$0.06	
15/04/2021	Deposit	Deposit From Managed Portfolio	HOW0052AU Distribution Ex 31/03/2021 cpu:0.332759967282060 - payout from CARE Core Growth Portfolio	CARE Active Portfolio		\$58.84	\$58.84
15/04/2021	Deposit	Managed Portfolio Capital Contribution	IJR AUD EST 0.31040566, DRP - Adjustment payout income	CARE Active Portfolio		\$0.07	
15/04/2021	Withdrawal	Managed Portfolio Capital Withdrawal	IJR AUD EST 0.31040566, DRP payout income	CARE Active Portfolio		\$32.90	
15/04/2021	Deposit	Dividend	IJR AUD EST 0.31040566, DRP	CARE Active Portfolio			\$32.90

The information in this report is of a general nature only and does not take into account your personal objectives, financial situation or needs. Any amounts are reflective of your current investment positions only, and do not represent a guarantee of benefit as the positions may not include tax payable, fees or other deductions or credits. The actual amount payable will be determined at the time a payment is made. For superannuation members - the Government has placed restrictions (known as "Preservation" rules) on when superannuation benefits can be received - refer to the Product Disclosure Statement for more information. Whilst reasonable care has been taken in preparing the information provided, no responsibility will be taken for its accuracy nor for its use. In preparing this document, we have relied upon and assumed, without independent verification, the accuracy and completeness of all information supplied by or obtained from third parties. To the maximum extent permitted by law, neither we, nor our directors, employees or agents accept any liability for any loss arising in relation to this report.

Cash Transactions (including Managed Portfolio) Report



From 01/07/2020 to 30/06/2021

Account Name: Beannaithe Pty Ltd ATF Beannaithe Self Managed Superannuation Fund (24014946 - Superfund (Corporate Trustee))

Adviser Name: Corne Wilbers at Prestige Portfolios Pty Ltd

Date	Transaction Type	Transaction Sub Type	Transaction Details	Managed Portfolio	Sub Managed Portfolio	Debit	Credit
15/04/2021	Withdrawal	Dividend	UR AUD EST 0.31040566, DRP - Adjustment	CARE Active Portfolio		\$0.07	5567
15/04/2021	Withdrawal	Dividend	UR AUD EST 0.31040566, DRP - Adjustment	CARE Core Growth Portfolio		\$0.06	5567
15/04/2021	Deposit	Managed Portfolio Capital Contribution	UR AUD EST 0.31040566, DRP - Adjustment payout income	CARE Core Growth Portfolio			50.06
15/04/2021	Deposit	Dividend	HOW0052AU Distribution Ex 31/03/2021 cpu:0.3327599967282060	CARE Core Growth Portfolio			58.84 5567
15/04/2021	Withdrawal	Managed Portfolio Capital Withdrawal	UR AUD EST 0.31040566, DRP payout income	CARE Core Growth Portfolio		29.48	
15/04/2021	Deposit	Dividend	UR AUD EST 0.31040566, DRP	CARE Core Growth Portfolio			29.18 5567
15/04/2021	Withdrawal	Managed Portfolio Capital Withdrawal	HOW0052AU Distribution Ex 31/03/2021 cpu:0.3327599967282060 payout income	CARE Core Growth Portfolio		58.84	
20/04/2021	Withdrawal	Withdrawal To Managed Portfolio	VAS AUD EST 0.77415, DRP - Adjustment - payout to CARE Active Portfolio			0.70	
20/04/2021	Withdrawal	Withdrawal To Managed Portfolio	VAS AUD EST 0.77415, DRP - Adjustment - payout to CARE Core Growth Portfolio			5.71	
20/04/2021	Deposit	Deposit From Managed Portfolio	VAS AUD EST 0.77415, DRP - payout from CARE Active Portfolio				129.28
20/04/2021	Deposit	Deposit From Managed Portfolio	VAS AUD EST 0.77415, DRP - payout from CARE Core Growth Portfolio				1.05517
20/04/2021	Withdrawal	Managed Portfolio Capital Withdrawal	VAS AUD EST 0.77415, DRP payout income	CARE Active Portfolio		0.70	
20/04/2021	Deposit	Managed Portfolio Capital Contribution	VAS AUD EST 0.77415, DRP - Adjustment payout income	CARE Active Portfolio			0.70
20/04/2021	Withdrawal	Dividend	VAS AUD EST 0.77415, DRP - Adjustment	CARE Active Portfolio		0.70	5567
20/04/2021	Deposit	Dividend	VAS AUD EST 0.77415, DRP	CARE Active Portfolio			129.28 5567

The information in this report is of a general nature only and does not take into account your personal objectives, financial situation or needs. Any amounts are reflective of your current investment positions only, and do not represent a guarantee of benefit as the positions may not include tax payable, fees or other deductions or credits. The actual amount payable will be determined at the time a payment is made. For superannuation members - the Government has placed restrictions (known as "preservation" rules) on when superannuation benefits can be received - refer to the Product Disclosure Statement for more information. Whilst reasonable care has been taken in preparing the information provided, no responsibility will be taken for its accuracy nor for its use. In preparing this document, we have relied upon and assumed, without independent verification, the accuracy and completeness of all information supplied by or obtained from third parties. To the maximum extent permitted by law, neither we, nor our directors, employees or agents accept any liability for any loss arising in relation to this report.

Report executed: 14/10/2021 4:24:34 PM

0 2 1 1 5

Cash Transactions (including Managed Portfolio) Report



From 01/07/2020 to 30/06/2021

Account Name: Beannaithe Pty Ltd ATF Beannaithe Self Managed Superannuation Fund (24014946 - Superfund (Corporate Trustee))

Adviser Name: Corne Wilbers at Prestige Portfolios Pty Ltd

Date	Transaction Type	Transaction Sub Type	Transaction Details	Managed Portfolio	Sub Managed Portfolio	Debit	Credit
20/04/2021	Withdrawal	Dividend	VAS AUD EST 0.77415, DRP - Adjustment	CARE Core Growth Portfolio		\$5.71	\$5.71
20/04/2021	Deposit	Managed Portfolio Capital Contribution	VAS AUD EST 0.77415, DRP - Adjustment payout income	CARE Core Growth Portfolio			\$5.71
20/04/2021	Deposit	Dividend	VAS AUD EST 0.77415, DRP	CARE Core Growth Portfolio			\$1,055.17
20/04/2021	Withdrawal	Managed Portfolio Capital Withdrawal	VAS AUD EST 0.77415, DRP payout income	CARE Core Growth Portfolio		\$1,055.17	\$1,055.17
22/04/2021	Deposit	Deposit From Managed Portfolio	VEU USD 0.1642, 30% WHT - payout from CARE Core Growth Portfolio	CARE Core Growth Portfolio			\$61.63
22/04/2021	Withdrawal	Managed Portfolio Capital Withdrawal	VEU USD 0.1642, 30% WHT payout income	CARE Core Growth Portfolio		\$61.63	\$61.63
22/04/2021	Deposit	Dividend	VEU USD 0.1642, 30% WHT	CARE Core Growth Portfolio			\$61.63
22/04/2021	Deposit	Dividend	IVC AUD 0.07 FRANKED, 30% CTR, DRP NIL DISC	CARE Enhanced Australian Equity Portfolio	Joseph Palmer & Sons Enhanced Australian Equity Portfolio		\$11.27
23/04/2021	Withdrawal	Trade Movement	Buy 7 AGI	CARE Enhanced Australian Equity Portfolio	Joseph Palmer & Sons Enhanced Australian Equity Portfolio	\$61.19	\$70.3
23/04/2021	Withdrawal	Trade Movement	Buy 1 BXB	CARE Enhanced Australian Equity Portfolio	Joseph Palmer & Sons Enhanced Australian Equity Portfolio	\$10.51	\$70.3
23/04/2021	Deposit	Trade Movement	Sell 4 LNK	CARE Enhanced Australian Equity Portfolio	Joseph Palmer & Sons Enhanced Australian Equity Portfolio		\$21.30
27/04/2021	Withdrawal	Withdrawal To Managed Portfolio	Buy CARE Core Growth Portfolio	CARE Core Growth Portfolio		\$3,000.00	
27/04/2021	Withdrawal	Withdrawal To Managed Portfolio	Buy CARE Enhanced Australian Equity Portfolio	CARE Enhanced Australian Equity Portfolio		\$625.00	
27/04/2021	Withdrawal	Withdrawal To Managed Portfolio	Buy CARE Enhanced International Equity Portfolio	CARE Enhanced International Equity Portfolio		\$625.00	
27/04/2021	Withdrawal	Withdrawal To Managed Portfolio	Buy CARE Active Portfolio	CARE Active Portfolio		\$750.00	
27/04/2021	Deposit	Capital Movement	Cash Deposit - Direct Debit - Ad hoc				\$20,000.00

The information in this report is of a general nature only and does not take into account your personal objectives, financial situation or needs. Any amounts are reflective of your current investment positions only, and do not represent a guarantee of benefit as the positions may not include tax payable, fees or other deductions or credits. The actual amount payable will be determined at the time a payment is made. For superannuation members - the Government has placed restrictions (known as "Preservation" rules) on when superannuation benefits can be received - refer to the Product Disclosure Statement for more information. Whilst reasonable care has been taken in preparing the information provided, no responsibility will be taken for its accuracy nor for its use. In preparing this document, we have relied upon and assumed, without independent verification, the accuracy and completeness of all information supplied by or obtained from third parties. To the maximum extent permitted by law, neither we, nor our directors, employees or agents, accept any liability for any loss arising in relation to this report.

Cash Transactions (including Managed Portfolio) Report



From 01/07/2020 to 30/06/2021

Account Name: Beannaithe Pty Ltd ATF Beannaithe Self Managed Superannuation Fund (24014946 - Superfund (Corporate Trustee))

Adviser Name: Corne Wilbers at Prestige Portfolios Pty Ltd

Date	Transaction Type	Transaction Sub Type	Transaction Details	Managed Portfolio	Sub Managed Portfolio	Debit	Credit
27/04/2021	Deposit	Deposit From Managed Portfolio	VTS USD 0.6716, 30% WHT - payout from CARE Core Growth Portfolio	CARE Core Growth Portfolio			\$75.73
27/04/2021	Withdrawal	Trade Movement	Buy 1 IOO	CARE Active Portfolio		\$89.47	2702
27/04/2021	Withdrawal	Trade Movement	Buy 1 VAS	CARE Active Portfolio		\$90.07	2702
27/04/2021	Deposit	Managed Portfolio Capital Contribution	Deposit into NUP	CARE Active Portfolio			\$756.00
27/04/2021	Deposit	Trade Movement	Sell 1 UR	CARE Active Portfolio			\$143.10
27/04/2021	Withdrawal	Trade Movement	Buy 1 UR	CARE Core Growth Portfolio		\$143.10	2701
27/04/2021	Deposit	Managed Portfolio Capital Contribution	Deposit into NUP	CARE Core Growth Portfolio			\$3,000.00
27/04/2021	Withdrawal	Trade Movement	Buy 3 VAS	CARE Core Growth Portfolio		\$270.22	2701
27/04/2021	Withdrawal	Trade Movement	Buy 1 DJRE	CARE Core Growth Portfolio		\$21.05	
27/04/2021	Withdrawal	Trade Movement	Buy HOW005ZAU	CARE Core Growth Portfolio		\$186.76	
27/04/2021	Withdrawal	Trade Movement	Buy OMF0009AU	CARE Core Growth Portfolio		\$354.30	
27/04/2021	Withdrawal	Trade Movement	Buy 2 WXHG	CARE Core Growth Portfolio		\$56.85	
27/04/2021	Withdrawal	Trade Movement	Buy 12 SMLL	CARE Core Growth Portfolio		\$49.74	
27/04/2021	Withdrawal	Managed Portfolio Capital Withdrawal	VTS USD 0.6716, 30% WHT payout income	CARE Core Growth Portfolio		\$75.73	
27/04/2021	Withdrawal	Trade Movement	Buy 1 VEU	CARE Core Growth Portfolio		\$80.82	2701
27/04/2021	Deposit	Dividend	VTS USD 0.6716, 30% WHT	CARE Core Growth Portfolio			\$75.73
27/04/2021	Deposit	Managed Portfolio Capital Contribution	Deposit into NUP	CARE Enhanced Australian Equity Portfolio			\$625.00
27/04/2021	Withdrawal	Withdrawal To Managed Portfolio	Withdrawal to sub-sleeve	CARE Enhanced Australian Equity Portfolio		\$620.26	

The information in this report is of a general nature only and does not take into account your personal objectives, financial situation or needs. Any amounts are reflective of your current investment positions only, and do not represent a guarantee of benefit as the positions may not include tax payable, fees or other deductions or credits. The actual amount payable will be determined at the time a payment is made. For superannuation members - the Government has placed restrictions (known as "Preservation" rules) on when superannuation benefits can be received - refer to the Product Disclosure Statement for more information. Whilst reasonable care has been taken in preparing the information provided, no responsibility will be taken for its accuracy nor for its use. In preparing this document, we have relied upon and assumed, without independent verification, the accuracy and completeness of all information supplied by or obtained from third parties. To the maximum extent permitted by law, neither we, nor our directors, employees or agents accept any liability for any loss arising in relation to this report.

Cash Transactions (including Managed Portfolio) Report



From 01/07/2020 to 30/06/2021

Account Name: Beannaithe Pty Ltd ATF Beannaithe Self Managed Superannuation Fund (24014946 - Superfund (Corporate Trustee))

Adviser Name: Corne Wilbers at Prestige Portfolios Pty Ltd

Date	Transaction Type	Transaction Sub Type	Transaction Details	Managed Portfolio	Sub Managed Portfolio	Debit	Credit
27/04/2021	Withdrawal	Trade Movement	Buy 2 SYD	CARE Enhanced Australian Equity Portfolio	Joseph Palmer & Sons Enhanced Australian Equity Portfolio	\$12.11	1703
27/04/2021	Withdrawal	Trade Movement	Buy 1 STO	CARE Enhanced Australian Equity Portfolio	Joseph Palmer & Sons Enhanced Australian Equity Portfolio	\$6.94	1703
27/04/2021	Deposit	Managed Portfolio Capital Contribution	Deposit into NUP	CARE Enhanced Australian Equity Portfolio	Joseph Palmer & Sons Enhanced Australian Equity Portfolio		528.26
27/04/2021	Withdrawal	Trade Movement	Buy 1 BHP	CARE Enhanced Australian Equity Portfolio	Joseph Palmer & Sons Enhanced Australian Equity Portfolio	\$48.33	1703
27/04/2021	Withdrawal	Trade Movement	Buy 1 AMC	CARE Enhanced Australian Equity Portfolio	Joseph Palmer & Sons Enhanced Australian Equity Portfolio	\$14.94	
27/04/2021	Withdrawal	Trade Movement	Buy 8 LNK	CARE Enhanced Australian Equity Portfolio	Joseph Palmer & Sons Enhanced Australian Equity Portfolio	\$42.34	
27/04/2021	Withdrawal	Trade Movement	Buy 3 TLS	CARE Enhanced Australian Equity Portfolio	Joseph Palmer & Sons Enhanced Australian Equity Portfolio	\$10.15	
27/04/2021	Withdrawal	Trade Movement	Buy 1 NAB	CARE Enhanced Australian Equity Portfolio	Joseph Palmer & Sons Enhanced Australian Equity Portfolio	\$26.56	
27/04/2021	Withdrawal	Trade Movement	Buy 4 SKI	CARE Enhanced Australian Equity Portfolio	Joseph Palmer & Sons Enhanced Australian Equity Portfolio	\$8.69	
27/04/2021	Withdrawal	Trade Movement	Buy 49 AGL	CARE Enhanced Australian Equity Portfolio	Joseph Palmer & Sons Enhanced Australian Equity Portfolio	\$428.33	
27/04/2021	Withdrawal	Trade Movement	Buy 100 CIM	CARE Enhanced Australian Equity Portfolio	Joseph Palmer & Sons Enhanced Australian Equity Portfolio	\$1,767.66	
27/04/2021	Withdrawal	Trade Movement	Buy 109 BXB	CARE Enhanced Australian Equity Portfolio	Joseph Palmer & Sons Enhanced Australian Equity Portfolio	\$1,145.54	
27/04/2021	Deposit	Trade Movement	Sell 375 BLD	CARE Enhanced Australian Equity Portfolio	Joseph Palmer & Sons Enhanced Australian Equity Portfolio		\$2,329.42
27/04/2021	Withdrawal	Trade Movement	Buy 1 CSL	CARE Enhanced Australian Equity Portfolio	Joseph Palmer & Sons Enhanced Australian Equity Portfolio	\$272.87	1703

The information in this report is of a general nature only and does not take into account your personal objectives, financial situation or needs. Any amounts are reflective of your current investment positions only, and do not represent a guarantee of benefit as the positions may not include tax payable, fees or other deductions or credits. The actual amount payable will be determined at the time a payment is made. For superannuation members - the Government has placed restrictions (known as "Preservation" rules) on when superannuation benefits can be received - refer to the Product Disclosure Statement for more information. Whilst reasonable care has been taken in preparing the information provided, no responsibility will be taken for its accuracy nor for its use. In preparing this document, we have relied upon and assumed, without independent verification, the accuracy and completeness of all information supplied by or obtained from third parties. To the maximum extent permitted by law, neither we, nor our directors, employees or agents accept any liability for any loss arising in relation to this report.

Cash Transactions (including Managed Portfolio) Report



From 01/07/2020 to 30/06/2021

Account Name: Beannaithe Pty Ltd ATF Beannaithe Self Managed Superannuation Fund (24014946 - Superfund (Corporate Trustee))

Adviser Name: Corne Wilbers at Prestige Portfolios Pty Ltd

Date	Transaction Type	Transaction Sub Type	Transaction Details	Managed Portfolio	Sub Managed Portfolio	Debit	Credit
27/04/2021	Deposit	Trade Movement	Sell 154 LNK	CARE Enhanced Australian Equity Portfolio	Joseph Palmer & Sons Enhanced Australian Equity Portfolio	\$203.90	\$819.89
27/04/2021	Withdrawal	Trade Movement	Buy 3 RHC	CARE Enhanced Australian Equity Portfolio	Joseph Palmer & Sons Enhanced Australian Equity Portfolio	\$613.85	\$203
27/04/2021	Withdrawal	Trade Movement	Buy MGE0001AU	CARE Enhanced International Equity Portfolio	Joseph Palmer & Sons Enhanced Australian Equity Portfolio	\$17.58	\$625.00
27/04/2021	Deposit	Managed Portfolio Contribution	Deposit into NUP	CARE Enhanced International Equity Portfolio			
27/04/2021	Withdrawal	Trade Movement	Buy 1 WDIV	CARE Enhanced International Equity Portfolio		\$140.96	
29/04/2021	Withdrawal	Trade Movement	Buy 2 IEM	CARE Active Portfolio		\$178.94	
29/04/2021	Withdrawal	Trade Movement	Buy 2 IOO	CARE Active Portfolio		\$270.21	
29/04/2021	Withdrawal	Trade Movement	Buy 3 VAS	CARE Active Portfolio		\$213.64	
29/04/2021	Withdrawal	Trade Movement	Buy 1 GOLD	CARE Active Portfolio		\$82.89	
29/04/2021	Withdrawal	Trade Movement	Buy 20 SMILL	CARE Core Growth Portfolio		\$161.63	
29/04/2021	Withdrawal	Trade Movement	Buy 2 VEU	CARE Core Growth Portfolio		\$126.33	
29/04/2021	Withdrawal	Trade Movement	Buy 6 DJRE	CARE Core Growth Portfolio		\$142.10	
29/04/2021	Withdrawal	Trade Movement	Buy 5 WXHG	CARE Core Growth Portfolio		\$140.96	
29/04/2021	Withdrawal	Trade Movement	Buy 2 IEM	CARE Core Growth Portfolio		\$810.63	
29/04/2021	Expense	Transaction Fee	Buy HOW0052AU - Transaction Fee	CARE Core Growth Portfolio		\$0.19	
29/04/2021	Withdrawal	Trade Movement	Buy 1 VTS	CARE Core Growth Portfolio		\$280.46	
29/04/2021	Withdrawal	Trade Movement	Buy 2 TLS	CARE Enhanced Australian Equity Portfolio	Joseph Palmer & Sons Enhanced Australian Equity Portfolio	\$6.77	

The information in this report is of a general nature only and does not take into account your personal objectives, financial situation or needs. Any amounts are reflective of your current investment positions only, and do not represent a guarantee of benefit as the positions may not include tax payable, fees or other deductions or credits. The actual amount payable will be determined at the time a payment is made. For superannuation members - the Government has placed restrictions (known as "preservation" rules) on when superannuation benefits can be received - refer to the Product Disclosure Statement for more information. Whilst reasonable care has been taken in preparing the information provided, no responsibility will be taken for its accuracy nor for its use. In preparing this document, we have relied upon and assumed, without independent verification, the accuracy and completeness of all information supplied by or obtained from third parties. To the maximum extent permitted by law, neither we, nor our directors, employees or agents accept any liability for any loss arising in relation to this report.

0-4/19

Cash Transactions (including Managed Portfolio) Report



From 01/07/2020 to 30/06/2021

Account Name: Beannaithe Pty Ltd ATF Beannaithe Self Managed Superannuation Fund (24014946 - Superfund (Corporate Trustee))

Adviser Name: Corne Wilbers at Prestige Portfolios Pty Ltd

Date	Transaction Type	Transaction Sub Type	Transaction Details	Managed Portfolio	Sub Managed Portfolio	Debit	Credit
29/04/2021	Withdrawal	Trade Movement	Buy 2 IVC	CARE Enhanced Australian Equity Portfolio	Joseph Palmer & Sons Enhanced Australian Equity Portfolio	\$22.87	\$703
29/04/2021	Withdrawal	Trade Movement	Buy 1 RHC	CARE Enhanced Australian Equity Portfolio	Joseph Palmer & Sons Enhanced Australian Equity Portfolio	\$67.56	
29/04/2021	Withdrawal	Trade Movement	Buy 3 SKI	CARE Enhanced Australian Equity Portfolio	Joseph Palmer & Sons Enhanced Australian Equity Portfolio	\$6.52	
29/04/2021	Withdrawal	Trade Movement	Buy 1 SYD	CARE Enhanced Australian Equity Portfolio	Joseph Palmer & Sons Enhanced Australian Equity Portfolio	\$6.06	
29/04/2021	Withdrawal	Trade Movement	Buy 2 STO	CARE Enhanced Australian Equity Portfolio	Joseph Palmer & Sons Enhanced Australian Equity Portfolio	\$13.87	
29/04/2021	Withdrawal	Trade Movement	Buy 3 AGL	CARE Enhanced Australian Equity Portfolio	Joseph Palmer & Sons Enhanced Australian Equity Portfolio	\$26.10	
29/04/2021	Withdrawal	Trade Movement	Buy 4 AZJ	CARE Enhanced Australian Equity Portfolio	Joseph Palmer & Sons Enhanced Australian Equity Portfolio	\$15.31	
29/04/2021	Withdrawal	Trade Movement	Buy 1 AMC	CARE Enhanced Australian Equity Portfolio	Joseph Palmer & Sons Enhanced Australian Equity Portfolio	\$14.94	
29/04/2021	Withdrawal	Trade Movement	Buy 1 ANN	CARE Enhanced Australian Equity Portfolio	Joseph Palmer & Sons Enhanced Australian Equity Portfolio	\$39.37	
29/04/2021	Withdrawal	Trade Movement	Buy 1 CIM	CARE Enhanced Australian Equity Portfolio	Joseph Palmer & Sons Enhanced Australian Equity Portfolio	\$17.90	
29/04/2021	Withdrawal	Trade Movement	Buy 3 BXB	CARE Enhanced Australian Equity Portfolio	Joseph Palmer & Sons Enhanced Australian Equity Portfolio	\$31.15	
29/04/2021	Withdrawal	Trade Movement	Buy 4 CGC	CARE Enhanced Australian Equity Portfolio	Joseph Palmer & Sons Enhanced Australian Equity Portfolio	\$18.44	
29/04/2021	Withdrawal	Trade Movement	Buy 1 WBC	CARE Enhanced Australian Equity Portfolio	Joseph Palmer & Sons Enhanced Australian Equity Portfolio	\$24.97	
29/04/2021	Withdrawal	Trade Movement	Buy 1 WPL	CARE Enhanced Australian Equity Portfolio	Joseph Palmer & Sons Enhanced Australian Equity Portfolio	\$22.82	

The information in this report is of a general nature only and does not take into account your personal objectives, financial situation or needs. Any amounts are reflective of your current investment positions only, and do not represent a guarantee of benefit as the positions may not include tax payable, fees or other deductions or credits. The actual amount payable will be determined at the time a payment is made. For superannuation members - the Government has placed restrictions (known as "Preservation" rules) on when superannuation benefits can be received - refer to the Product Disclosure Statement for more information. Whilst reasonable care has been taken in preparing the information provided, no responsibility will be taken for its accuracy nor for its use. In preparing this document, we have relied upon and assumed, without independent verification, the accuracy and completeness of all information supplied by or obtained from third parties. To the maximum extent permitted by law, neither we, nor our directors, employees or agents accept any liability for any loss arising in relation to this report.

Report executed: 14/10/2021 4:24:34 PM

Cash Transactions (including Managed Portfolio) Report



From 01/07/2020 to 30/06/2021

Account Name: Beannaithe Pty Ltd ATF Beannaithe Self Managed Superannuation Fund (24014946 - Superfund (Corporate Trustee))

Adviser Name: Corne Wilbers at Prestige Portfolios Pty Ltd

Date	Transaction Type	Transaction Sub Type	Transaction Details	Managed Portfolio	Sub Managed Portfolio	Debit	Credit
29/04/2021	Withdrawal	Trade Movement	Buy 35 WDIV	CARE Enhanced International Equity Portfolio		\$615.21	7104
30/04/2021	Expense	Transaction Fee	Buy MGE0001AU - Transaction Fee	CARE Enhanced International Equity Portfolio		\$0.62	1798
03/05/2021	Expense	Transaction Fee	Buy OMF0009AU - Transaction Fee	CARE Core Growth Portfolio		\$0.36	1798
05/05/2021	Expense	Portfolio Service Fees	Portfolio Service Fees Apr 2021 - Hub24			\$116.49	1798
05/05/2021	Expense	Investment Management Fee	Investment Management Fee Apr 2021 - CARE Active Portfolio			\$17.10	1798
05/05/2021	Expense	Investment Management Fee	Investment Management Fee Apr 2021 - CARE Enhanced International Equity Portfolio			\$12.30	1798
05/05/2021	Expense	Investment Management Fee	Investment Management Fee Apr 2021 - CARE Core Growth Portfolio			\$77.78	1798
05/05/2021	Expense	Investment Management Fee	Investment Management Fee Apr 2021 - CARE Enhanced Australian Equity Portfolio			\$14.01	1798
05/05/2021	Expense	Investment Management Fee	Investment Management Fee Apr 2021 - Joseph Palmer & Sons Enhanced Australian Equity Portfolio			\$15.44	1798
07/05/2021	Deposit	Deposit From Managed Portfolio	OMF0009AU Distribution Ex 30/04/2021 cpu:0.450000020611000 - payout from CARE Core Growth Portfolio	CARE Core Growth Portfolio			\$471.78
07/05/2021	Withdrawal	Managed Portfolio Capital Withdrawal	OMF0009AU Distribution Ex 30/04/2021 cpu:0.450000020611000 payout income	CARE Core Growth Portfolio		\$471.78	
07/05/2021	Deposit	Dividend	OMF0009AU Distribution Ex 30/04/2021 cpu:0.450000020611000	CARE Core Growth Portfolio			\$171.78
26/05/2021	Withdrawal	Withdrawal To Managed Portfolio	Buy CARE Enhanced International Equity Portfolio			\$500.00	

The information in this report is of a general nature only and does not take into account your personal objectives, financial situation or needs. Any amounts are reflective of your current investment positions only, and do not represent a guarantee of benefit as the positions may not include tax payable, fees or other deductions or credits. The actual amount payable will be determined at the time a payment is made. For superannuation members - the Government has placed restrictions (known as "Preservation" rules) on when superannuation benefits can be received - refer to the Product Disclosure Statement for more information. Whilst reasonable care has been taken in preparing the information provided, no responsibility will be taken for its accuracy nor for its use. In preparing this document, we have relied upon and assumed, without independent verification, the accuracy and completeness of all information supplied by or obtained from third parties. To the maximum extent permitted by law, neither we, nor our directors, employees or agents accept any liability for any loss arising in relation to this report.

Cash Transactions (including Managed Portfolio) Report



From 01/07/2020 to 30/06/2021

Account Name: Beannaithe Pty Ltd ATF Beannaithe Self Managed Superannuation Fund (24014946 - Superfund (Corporate Trustee))

Adviser Name: Corne Wilbers at Prestige Portfolios Pty Ltd

Date	Transaction Type	Transaction Sub-Type	Transaction Details	Managed Portfolio	Sub Managed Portfolio	Debit	Credit
26/05/2021	Withdrawal	Withdrawal To Managed Portfolio	Buy CARE Core Growth Portfolio	CARE Active Portfolio		\$2,400.00	
26/05/2021	Withdrawal	Withdrawal To Managed Portfolio	Buy CARE Enhanced Australian Equity Portfolio			\$500.00	
26/05/2021	Withdrawal	Withdrawal To Managed Portfolio	Buy CARE Active Portfolio			\$600.00	
26/05/2021	Deposit	Managed Portfolio Capital Contribution	Deposit into NUP				\$600.00
26/05/2021	Withdrawal	Trade Movement	Buy 1 WXHG	CARE Core Growth Portfolio		\$28.53	1701
26/05/2021	Withdrawal	Trade Movement	Buy 1 DJRE	CARE Core Growth Portfolio		\$21.45	11
26/05/2021	Withdrawal	Trade Movement	Buy 4 SMLL	CARE Core Growth Portfolio		\$16.50	11
26/05/2021	Withdrawal	Trade Movement	Buy 1 VEU	CARE Core Growth Portfolio		\$82.49	11
26/05/2021	Withdrawal	Trade Movement	Buy 1 IEM	CARE Core Growth Portfolio		\$70.09	11
26/05/2021	Withdrawal	Trade Movement	Buy 2 VAS	CARE Core Growth Portfolio		\$182.93	11
26/05/2021	Deposit	Managed Portfolio Capital Contribution	Deposit into NUP				\$2,400.00
26/05/2021	Withdrawal	Trade Movement	Buy HOW0052AU	CARE Core Growth Portfolio		\$149.27	1701
26/05/2021	Withdrawal	Trade Movement	Buy OMF0009AU	CARE Core Growth Portfolio		\$281.74	1701
26/05/2021	Deposit	Managed Portfolio Capital Contribution	Deposit into NUP				\$500.00
26/05/2021	Deposit	Managed Portfolio Capital Contribution	Deposit into NUP				\$500.00
28/05/2021	Withdrawal	Trade Movement	Buy 1 IIR	CARE Core Growth Portfolio		\$142.10	1701
28/05/2021	Withdrawal	Trade Movement	Buy 1 IEM	CARE Core Growth Portfolio		\$70.09	11
28/05/2021	Withdrawal	Trade Movement	Buy 2 VEU	CARE Core Growth Portfolio		\$164.98	11

The information in this report is of a general nature only and does not take into account your personal objectives, financial situation or needs. Any amounts are reflective of your current investment positions only, and do not represent a guarantee of benefit as the positions may not include tax payable, fees or other deductions or credits. The actual amount payable will be determined at the time a payment is made. For superannuation members - the Government has placed restrictions (known as "Preservation" rules) on when superannuation benefits can be received - refer to the Product Disclosure Statement for more information. Whilst reasonable care has been taken in preparing the information provided, no responsibility will be taken for its accuracy nor for its use. In preparing this document, we have relied upon and assumed, without independent verification, the accuracy and completeness of all information supplied by or obtained from third parties. To the maximum extent permitted by law, neither we, nor our directors, employees or agents accept any liability for any loss arising in relation to this report.

Cash Transactions (including Managed Portfolio) Report



From 01/07/2020 to 30/06/2021

Account Name: Beannaithe Pty Ltd ATF Beannaithe Self Managed Superannuation Fund (24014946 - Superfund (Corporate Trustee))

Adviser Name: Corne Wilbers at Prestige Portfolios Pty Ltd

Date	Transaction Type	Transaction Sub Type	Transaction Details	Managed Portfolio	Sub Managed Portfolio	Debit	Credit
28/05/2021	Withdrawal	Trade Movement	Buy 7 VAS	CARE Core Growth Portfolio		\$640.25	1701
28/05/2021	Withdrawal	Trade Movement	Buy 1 VTS	CARE Core Growth Portfolio		\$279.60	1
28/05/2021	Withdrawal	Trade Movement	Buy 5 DIRE	CARE Core Growth Portfolio		\$107.27	1
28/05/2021	Withdrawal	Trade Movement	Buy 21 SMLL	CARE Core Growth Portfolio		\$86.62	1
28/05/2021	Withdrawal	Trade Movement	Buy 5 WXHG	CARE Core Growth Portfolio		\$142.64	1
28/05/2021	Expense	Transaction Fee	Buy HOW0052AU - Transaction Fee	CARE Core Growth Portfolio		\$0.15	1798
01/06/2021	Expense	Transaction Fee	Buy OMF0009AU - Transaction Fee	CARE Core Growth Portfolio		\$0.29	1798
04/06/2021	Expense	Portfolio Service Fees	Portfolio Service Fees May 2021 - Hub24			\$122.95	1798
04/06/2021	Expense	Investment Management Fee	Investment Management Fee May 2021 - CARE Active Portfolio			\$17.97	1798
04/06/2021	Expense	Investment Management Fee	Investment Management Fee May 2021 - CARE Enhanced International Equity Portfolio			\$13.00	1798
04/06/2021	Expense	Investment Management Fee	Investment Management Fee May 2021 - CARE Core Growth Portfolio			\$81.34	1798
04/06/2021	Expense	Investment Management Fee	Investment Management Fee May 2021 - CARE Enhanced Australian Equity Portfolio			\$14.58	1798
04/06/2021	Expense	Investment Management Fee	Investment Management Fee May 2021 - Joseph Palmer & Sons Enhanced Australian Equity Portfolio			\$16.06	1798
08/06/2021	Deposit	Deposit From Managed Portfolio	OMF0009AU Distribution Ex 31/05/2021 cpu:0.720000029111000 - payout from CARE Core Growth Portfolio				2736.74

The information in this report is of a general nature only and does not take into account your personal objectives, financial situation or needs. Any amounts are reflective of your current investment positions only, and do not represent a guarantee of benefit as the positions may not include tax payable, fees or other deductions or credits. The actual amount payable will be determined at the time a payment is made. For superannuation members - the Government has placed restrictions (known as "preservation" rules) on when superannuation benefits can be received - refer to the Product Disclosure Statement for more information. Whilst reasonable care has been taken in preparing the information provided, no responsibility will be taken for its accuracy nor for its use. In preparing this document, we have relied upon and assumed, without independent verification, the accuracy and completeness of all information supplied by or obtained from third parties. To the maximum extent permitted by law, neither we, nor our directors, employees or agents accept any liability for any loss arising in relation to this report.

Report executed: 14/10/2021 4:24:34 PM

Cash Transactions (including Managed Portfolio) Report



From 01/07/2020 to 30/06/2021

Account Name: Beannaithe Pty Ltd ATF Beannaithe Self Managed Superannuation Fund (24014946 - Superfund (Corporate Trustee))

Adviser Name: Corne Wilbers at Prestige Portfolios Pty Ltd

Date	Transaction Type	Transaction Sub Type	Transaction Details	Managed Portfolio	Sub Managed Portfolio	Debit	Credit
08/06/2021	Withdrawal	Managed Portfolio Capital Withdrawal	OMF0009AU Distribution Ex 31/05/2021 cpu:0.7200000029111000 payout income	CARE Core Growth Portfolio		\$276.74	
08/06/2021	Deposit	Dividend	OMF0009AU Distribution Ex 31/05/2021 cpu:0.7200000029111000	CARE Core Growth Portfolio			\$276.74
11/06/2021	Deposit	Capital Movement	Cash Deposit - Direct Debit - Ad hoc				\$163,710.37
15/06/2021	Deposit	Dividend	AMC USD 0.1175	CARE Enhanced Australian Equity Portfolio	Joseph Palmer & Sons Enhanced Australian Equity Portfolio		\$30.54
18/06/2021	Deposit	Trade Movement	Sell 1 WXHG	CARE Core Growth Portfolio			\$28.79
18/06/2021	Deposit	Trade Movement	Sell 11 DJRE	CARE Core Growth Portfolio			\$249.89
18/06/2021	Deposit	Trade Movement	Sell 2 VAS	CARE Core Growth Portfolio			\$189.36
18/06/2021	Withdrawal	Trade Movement	Buy 1 SMILL	CARE Core Growth Portfolio		\$4.23	
18/06/2021	Withdrawal	Trade Movement	Buy OMF0009AU	CARE Core Growth Portfolio		\$5,294.96	
22/06/2021	Deposit	Trade Movement	Sell 1 IJR	CARE Core Growth Portfolio			\$148.37
22/06/2021	Withdrawal	Trade Movement	Buy 1 VEU	CARE Core Growth Portfolio		\$85.54	
22/06/2021	Deposit	Trade Movement	Sell 14 VAS	CARE Core Growth Portfolio			\$1,325.51
22/06/2021	Deposit	Trade Movement	Sell 53 DJRE	CARE Core Growth Portfolio			\$1,204.06
22/06/2021	Deposit	Trade Movement	Sell 72 WXHG	CARE Core Growth Portfolio			\$2,072.76
22/06/2021	Withdrawal	Trade Movement	Buy 9 SMILL	CARE Core Growth Portfolio		\$38.11	
24/06/2021	Expense	Transaction Fee	Buy OMF0009AU - Transaction Fee	CARE Core Growth Portfolio		\$5.42	
24/06/2021	Expense	Transaction Fee	Sell HOW0052AU - Transaction Fee	CARE Core Growth Portfolio		\$0.04	
24/06/2021	Deposit	Trade Movement	Sell 34.65986 HOW0052AU	CARE Core Growth Portfolio			\$41.90

The information in this report is of a general nature only and does not take into account your personal objectives, financial situation or needs. Any amounts are reflective of your current investment positions only, and do not represent a guarantee of benefit as the positions may not include tax payable, fees or other deductions or credits. The actual amount payable will be determined at the time a payment is made. For superannuation members - the Government has placed "Preservation" rules) on when superannuation benefits can be received - refer to the Product Disclosure Statement for more information. Whilst reasonable care has been taken in preparing the information provided, no responsibility will be taken for its accuracy nor for its use. In preparing this document, we have relied upon and assumed, without independent verification, the accuracy and completeness of all information supplied by or obtained from third parties. To the maximum extent permitted by law, neither we, nor our directors, employees or agents, accept any liability for any loss arising in relation to this report.

0-2154

Cash Transactions (including Managed Portfolio) Report



From 01/07/2020 to 30/06/2021

Account Name: Beannaithe Pty Ltd ATF Beannaithe Self Managed Superannuation Fund (24014946 - Superfund (Corporate Trustee))

Adviser Name: Corne Wilbers at Prestige Portfolios Pty Ltd

Date	Transaction Type	Transaction Sub Type	Transaction Details	Managed Portfolio	Sub Managed Portfolio	Debit	Credit
25/06/2021	Deposit	Dividend	WBC AUD 0.58 FRANKED, 30% CTR, DRP NIL DISC	CARE Enhanced Australian Equity Portfolio	Joseph Palmer & Sons Enhanced Australian Equity Portfolio		\$42.34
28/06/2021	Withdrawal	Withdrawal To Managed Portfolio	Buy CARE Active Portfolio			\$600.00	
28/06/2021	Withdrawal	Withdrawal To Managed Portfolio	Buy CARE Enhanced Australian Equity Portfolio			\$500.00	
28/06/2021	Withdrawal	Withdrawal To Managed Portfolio	Buy CARE Core Growth Portfolio			\$2,400.00	
28/06/2021	Withdrawal	Withdrawal To Managed Portfolio	Buy CARE Enhanced International Equity Portfolio			\$500.00	
28/06/2021	Deposit	Managed Portfolio Capital Contribution	Deposit into NUP	CARE Active Portfolio			\$600.00
28/06/2021	Withdrawal	Trade Movement	Buy 1 IEM	CARE Active Portfolio		\$73.51	
28/06/2021	Withdrawal	Trade Movement	Buy 2 IOO	CARE Active Portfolio		\$188.35	
28/06/2021	Withdrawal	Trade Movement	Buy 1 DJRE	CARE Core Growth Portfolio		\$22.76	
28/06/2021	Withdrawal	Trade Movement	Buy 2 VAS	CARE Core Growth Portfolio		\$187.96	
28/06/2021	Withdrawal	Trade Movement	Buy 3 WXHG	CARE Core Growth Portfolio		\$87.43	
28/06/2021	Deposit	Managed Portfolio Capital Contribution	Deposit into NUP	CARE Core Growth Portfolio			\$2,400.00
28/06/2021	Withdrawal	Trade Movement	Buy 5 SMLL	CARE Core Growth Portfolio		\$21.32	
28/06/2021	Withdrawal	Trade Movement	Buy HOW0052AU	CARE Core Growth Portfolio		\$139.42	
28/06/2021	Withdrawal	Trade Movement	Buy OMF0009AU	CARE Core Growth Portfolio		\$302.41	
28/06/2021	Withdrawal	Withdrawal To Managed Portfolio	Withdrawal to sub-sleeve	CARE Enhanced Australian Equity Portfolio		\$992.56	
28/06/2021	Deposit	Managed Portfolio Capital Contribution	Deposit into NUP	CARE Enhanced Australian Equity Portfolio			\$500.00

The information in this report is of a general nature only and does not take into account your personal objectives, financial situation or needs. Any amounts are reflective of your current investment positions only, and do not represent a guarantee of benefit as the positions may not include tax payable, fees or other deductions or credits. The actual amount payable will be determined at the time a payment is made. For superannuation members - the Government has placed restrictions (known as "preservation" rules) on when superannuation benefits can be received - refer to the Product Disclosure Statement for more information. Whilst reasonable care has been taken in preparing the information provided, no responsibility will be taken for its accuracy nor for its use. In preparing this document, we have relied upon and assumed, without independent verification, the accuracy and completeness of all information supplied by or obtained from third parties. To the maximum extent permitted by law, neither we, nor our directors, employees or agents accept any liability for any loss arising in relation to this report.

Cash Transactions (including Managed Portfolio) Report



From 01/07/2020 to 30/06/2021

Account Name: Beannaithe Pty Ltd ATF Beannaithe Self Managed Superannuation Fund (24014946 - Superfund (Corporate Trustee))

Adviser Name: Corne Wilbers at Prestige Portfolios Pty Ltd

Date	Transaction Type	Transaction Sub Type	Transaction Details	Managed Portfolio	Sub Managed Portfolio	Debit	Credit
28/06/2021	Withdrawal	Trade Movement	Buy 1 SYD	CARE Enhanced Australian Equity Portfolio	Joseph Palmer & Sons Enhanced Australian Equity Portfolio	\$5.82	1703
28/06/2021	Withdrawal	Trade Movement	Buy 6 TLS	CARE Enhanced Australian Equity Portfolio	Joseph Palmer & Sons Enhanced Australian Equity Portfolio	\$21.60	
28/06/2021	Withdrawal	Trade Movement	Buy 1 STO	CARE Enhanced Australian Equity Portfolio	Joseph Palmer & Sons Enhanced Australian Equity Portfolio	\$7.26	
28/06/2021	Withdrawal	Trade Movement	Buy 1 BXB	CARE Enhanced Australian Equity Portfolio	Joseph Palmer & Sons Enhanced Australian Equity Portfolio	\$11.23	
28/06/2021	Deposit	Managed Portfolio Capital Contribution	Deposit into NUP	CARE Enhanced Australian Equity Portfolio	Joseph Palmer & Sons Enhanced Australian Equity Portfolio		\$992.56
28/06/2021	Withdrawal	Trade Movement	Buy 1 AGL	CARE Enhanced Australian Equity Portfolio	Joseph Palmer & Sons Enhanced Australian Equity Portfolio	\$8.98	1703
28/06/2021	Withdrawal	Trade Movement	Buy 5 LINK	CARE Enhanced Australian Equity Portfolio	Joseph Palmer & Sons Enhanced Australian Equity Portfolio	\$24.87	
28/06/2021	Withdrawal	Trade Movement	Buy 1 CGC	CARE Enhanced Australian Equity Portfolio	Joseph Palmer & Sons Enhanced Australian Equity Portfolio	\$3.32	
28/06/2021	Withdrawal	Trade Movement	Buy 1 AZJ	CARE Enhanced Australian Equity Portfolio	Joseph Palmer & Sons Enhanced Australian Equity Portfolio	\$3.73	
28/06/2021	Withdrawal	Trade Movement	Buy 2 SKI	CARE Enhanced Australian Equity Portfolio	Joseph Palmer & Sons Enhanced Australian Equity Portfolio	\$4.51	
28/06/2021	Withdrawal	Trade Movement	Buy 1 WPL	CARE Enhanced Australian Equity Portfolio	Joseph Palmer & Sons Enhanced Australian Equity Portfolio	\$22.52	
28/06/2021	Withdrawal	Trade Movement	Buy 2 WDIV	CARE Enhanced International Equity Portfolio	Joseph Palmer & Sons Enhanced Australian Equity Portfolio	\$37.30	1704
28/06/2021	Deposit	Managed Portfolio Capital Contribution	Deposit into NUP	CARE Enhanced International Equity Portfolio			\$592.00
28/06/2021	Withdrawal	Trade Movement	Buy MGE0001AU	CARE Enhanced International Equity Portfolio		\$481.76	1704
29/06/2021	Deposit	Capital Movement	Cash Deposit - Direct Debit - Ad hoc				\$100,000.00

The information in this report is of a general nature only and does not take into account your personal objectives, financial situation or needs. Any amounts are reflective of your current investment positions only, and do not represent a guarantee of benefit as the positions may not include tax payable, fees or other deductions or credits. The actual amount payable will be determined at the time a payment is made. For superannuation members - the Government has placed restrictions (known as "preservation" rules) on when superannuation benefits can be received - refer to the Product Disclosure Statement for more information. Whilst reasonable care has been taken in preparing the information provided, no responsibility will be taken for its accuracy nor for its use. In preparing this document, we have relied upon and assumed, without independent verification, the accuracy and completeness of all information supplied by or obtained from third parties. To the maximum extent permitted by law, neither we, nor our directors, employees or agents accept any liability for any loss arising in relation to this report.

Report executed: 14/10/2021 4:24:34 PM

Cash Transactions (including Managed Portfolio) Report



From 01/07/2020 to 30/06/2021

Account Name: Beannaithe Pty Ltd ATF Beannaithe Self Managed Superannuation Fund (24014946 - Superfund (Corporate Trustee))

Adviser Name: Corne Wilbers at Prestige Portfolios Pty Ltd

Date	Transaction Type	Transaction Sub Type	Transaction Details	Managed Portfolio	Sub Managed Portfolio	Debit	Credit
29/06/2021	Deposit	Deposit From Managed Portfolio	Interest Credited June 2021 - payout from CARE Core Growth Portfolio	CARE Core Growth Portfolio			\$7.56
29/06/2021	Deposit	Deposit From Managed Portfolio	Interest Credited June 2021 - payout from CARE Core Growth Portfolio	CARE Core Growth Portfolio			\$7.81
29/06/2021	Withdrawal	Managed Portfolio Capital Withdrawal	Adj 558039571 Acc 24014946 Siv CARE Core Growth Portfolio: HOW0052AU Rebate 31/3/2021 payout income	CARE Core Growth Portfolio		\$7.81	
29/06/2021	Withdrawal	Managed Portfolio Capital Withdrawal	Adj 558006117 Acc 24014946 Siv CARE Core Growth Portfolio: HOW0052AU Rebate 30/9/2020 payout income	CARE Core Growth Portfolio		\$7.56	
29/06/2021	Income	Interest Credited	HOW0052AU Rebate 31/3/2021	CARE Core Growth Portfolio			\$7.81
29/06/2021	Income	Interest Credited	HOW0052AU Rebate 30/9/2020	CARE Core Growth Portfolio			\$7.56
30/06/2021	Withdrawal	Trade Movement	Buy 2 IEM	CARE Active Portfolio		\$147.02	
30/06/2021	Withdrawal	Trade Movement	Buy 1 IJR	CARE Active Portfolio		\$151.40	
30/06/2021	Withdrawal	Trade Movement	Buy 1 IOO	CARE Active Portfolio		\$94.17	
30/06/2021	Withdrawal	Trade Movement	Buy 2 VAS	CARE Active Portfolio		\$187.96	
30/06/2021	Withdrawal	Trade Movement	Buy 2 GOLD	CARE Active Portfolio		\$438.38	
30/06/2021	Withdrawal	Trade Movement	Buy 4 DJRE	CARE Core Growth Portfolio		\$91.06	
30/06/2021	Withdrawal	Trade Movement	Buy 19 SMML	CARE Core Growth Portfolio		\$81.03	
30/06/2021	Withdrawal	Trade Movement	Buy 2 WXHG	CARE Core Growth Portfolio		\$58.29	
30/06/2021	Withdrawal	Trade Movement	Buy 2 VEU	CARE Core Growth Portfolio		\$169.61	
30/06/2021	Withdrawal	Trade Movement	Buy 1 IEM	CARE Core Growth Portfolio		\$73.51	
30/06/2021	Withdrawal	Trade Movement	Buy 7 VAS	CARE Core Growth Portfolio		\$657.86	

The information in this report is of a general nature only and does not take into account your personal objectives, financial situation or needs. Any amounts are reflective of your current investment positions only, and do not represent a guarantee of benefit as the positions may not include tax payable, fees or other deductions or credits. The actual amount payable will be determined at the time a payment is made. For superannuation members - the Government has placed restrictions (known as "preservation" rules) on when superannuation benefits can be received - refer to the Product Disclosure Statement for more information. Whilst reasonable care has been taken in preparing the information provided, no responsibility will be taken for its accuracy nor for its use. In preparing this document, we have relied upon and assumed, without independent verification, the accuracy and completeness of all information supplied by or obtained from third parties. To the maximum extent permitted by law, neither we, nor our directors, employees or agents accept any liability for any loss arising in relation to this report.

Cash Transactions (including Managed Portfolio) Report



CARE portfolio

From 01/07/2020 to 30/06/2021

Account Name: Beannaithe Pty Ltd ATF Beannaithe Self Managed Superannuation Fund (24014946 - Superfund (Corporate Trustee))

Adviser Name: Corne Wilbers at Prestige Portfolios Pty Ltd

Date	Transaction Type	Transaction Sub Type	Transaction Details	Managed Portfolio	Sub Managed Portfolio	Debit	Credit
30/06/2021	Withdrawal	Trade Movement	Buy 1 VTS	CARE Core Growth Portfolio		\$293.92	\$701
30/06/2021	Withdrawal	Trade Movement	Buy 1 IJR	CARE Core Growth Portfolio		\$151.39	
30/06/2021	Expense	Transaction Fee	Buy HOW0052AU - Transaction Fee	CARE Core Growth Portfolio		\$0.14	1798
30/06/2021	Withdrawal	Trade Movement	Buy 4 BX8	CARE Enhanced Australian Equity Portfolio	Joseph Palmer & Sons Enhanced Australian Equity Portfolio	\$44.94	1703
30/06/2021	Withdrawal	Trade Movement	Buy 6 CGC	CARE Enhanced Australian Equity Portfolio	Joseph Palmer & Sons Enhanced Australian Equity Portfolio	\$19.92	
30/06/2021	Withdrawal	Trade Movement	Buy 4 AMC	CARE Enhanced Australian Equity Portfolio	Joseph Palmer & Sons Enhanced Australian Equity Portfolio	\$60.86	
30/06/2021	Withdrawal	Trade Movement	Buy 1 BHP	CARE Enhanced Australian Equity Portfolio	Joseph Palmer & Sons Enhanced Australian Equity Portfolio	\$48.48	
30/06/2021	Withdrawal	Trade Movement	Buy 5 AGL	CARE Enhanced Australian Equity Portfolio	Joseph Palmer & Sons Enhanced Australian Equity Portfolio	\$44.88	
30/06/2021	Withdrawal	Trade Movement	Buy 6 AZJ	CARE Enhanced Australian Equity Portfolio	Joseph Palmer & Sons Enhanced Australian Equity Portfolio	\$22.43	
30/06/2021	Withdrawal	Trade Movement	Buy 2 IVC	CARE Enhanced Australian Equity Portfolio	Joseph Palmer & Sons Enhanced Australian Equity Portfolio	\$22.80	
30/06/2021	Withdrawal	Trade Movement	Buy 8 LNK	CARE Enhanced Australian Equity Portfolio	Joseph Palmer & Sons Enhanced Australian Equity Portfolio	\$39.79	
30/06/2021	Withdrawal	Trade Movement	Buy 1 MQG	CARE Enhanced Australian Equity Portfolio	Joseph Palmer & Sons Enhanced Australian Equity Portfolio	\$155.05	
30/06/2021	Withdrawal	Trade Movement	Buy 1 CIM	CARE Enhanced Australian Equity Portfolio	Joseph Palmer & Sons Enhanced Australian Equity Portfolio	\$20.20	
30/06/2021	Withdrawal	Trade Movement	Buy 1 SHL	CARE Enhanced Australian Equity Portfolio	Joseph Palmer & Sons Enhanced Australian Equity Portfolio	\$37.25	
30/06/2021	Withdrawal	Trade Movement	Buy 3 TLS	CARE Enhanced Australian Equity Portfolio	Joseph Palmer & Sons Enhanced Australian Equity Portfolio	\$10.80	

The information in this report is of a general nature only and does not take into account your personal objectives, financial situation or needs. Any amounts are reflective of your current investment positions only, and do not represent a guarantee of benefit as the positions may not include tax payable, fees or other deductions or credits. The actual amount payable will be determined at the time a payment is made. For superannuation members - the Government has placed restrictions (known as "Preservation" rules) on when superannuation benefits can be received - refer to the Product Disclosure Statement for more information. Whilst reasonable care has been taken in preparing the information provided, no responsibility will be taken for its accuracy nor for its use. In preparing this document, we have relied upon and assumed, without independent verification, the accuracy and completeness of all information supplied by or obtained from third parties. To the maximum extent permitted by law, neither we, nor our directors, employees or agents accept any liability for any loss arising in relation to this report.

Report executed: 14/10/2021 4:24:34 PM

Beannaithe SMSF 2021

Investment Summary

Name	Opening Value	Acquisition	Disposal	Change of Mkt	Closing Value	Ref
Care Growth						
Shares	\$ 263,119.35	\$ 49,773.62	-\$ 11,778.14	\$ 58,241.66	\$ 359,356.49	E-1/1
Cash	\$ 2,365.04				\$ 4,719.98	E-1/1
Care Active						
Shares	\$ 57,249.47	\$ 10,676.01	-\$ 4,081.73	\$ 16,242.43	\$ 80,086.18	E-1/1
Cash	\$ 342.10				\$ 543.51	E-1/1
Care Enhanced						
Shares	\$ 32,749.06	\$ 20,060.55	-\$ 6,246.08	\$ 4,830.14	\$ 51,393.67	E-1/1
Cash	\$ 15,674.73				\$ 12,006.67	E-1/1,3
Care International						
Shares	\$ 42,169.19	\$ 10,068.56	-\$ 1,832.37	\$ 6,575.03	\$ 56,980.41	E-1/2
Cash	\$ 2,116.94				\$ 1,455.04	E-1/2
Cash Account						
	\$ 3,121.98				\$ 281,920.43	E-1/2
Total	\$ 418,907.86	\$ 90,578.74	-\$ 23,938.32	\$ 85,889.26	\$ 848,462.38	E-1/2,4

08 Supporting Information

Detailed Portfolio Valuation

Code	Security	Units	Last Price	Market Value	
			(\$)	as at 30/06/2021	(%)
CARE Core Growth Portfolio					
DJRE	SPDR DJ GLOBAL REIT ETF UNITS	802.000000	22.360000	17,932.72	3.17%
HOW0052AU	Kapstream Absolute Return Income Fund	18,039.922198	1.178100	21,252.83	3.75%
IEM	ISHS MSCI EMG MKTETF ETF UNITS	247.000000	73.820000	18,233.54	3.22%
IR	ISHARES SMALL-CAP ETF UNITS	96.000000	150.250000	14,424.00	2.55%
OMF0009AU	Realm High Income Fund - Wholesale Class	43,700.572700	1.054000	46,060.40	8.13%
SMLL	BETASMALLCOMPANIES TMF UNITS	3,684.000000	4.280000	15,767.52	2.78%
VAS	VNGD AUS SHARES ETF UNITS	1,377.000000	94.040000	129,493.08	22.86%
VEU	VNGD ALL-WORLD EX-US CDI 1:1	430.000000	84.790000	36,459.70	6.44%
VTS	VNGD US TOTAL MARKET CDI 1:1	129.000000	296.610000	38,262.69	6.75%
WXHG	SPDR WORLD EX OZ HDG ETF UNITS	760.000000	28.250000	21,470.00	3.79%
CASH	CASH	4,719.980000	1.000000	4,719.98	0.83%
				364,076.47	64.26%
CARE Active Portfolio					
GOLD	ETFS METALS. ETFS GOLD	70.000000	218.730000	15,311.10	2.70%
IEM	ISHS MSCI EMG MKTETF ETF UNITS	218.000000	73.820000	16,092.76	2.84%
IR	ISHARES SMALL-CAP ETF UNITS	106.000000	150.250000	15,926.50	2.81%
IOO	ISHS GLOBAL 100 ETF ETF UNITS	173.000000	95.300000	16,486.90	2.91%
VAS	VNGD AUS SHARES ETF UNITS	173.000000	94.040000	16,268.92	2.87%
CASH	CASH	543.510000	1.000000	543.51	0.10%
				80,629.69	14.23%
CARE Enhanced Australian Equity Portfolio					
JPS001	Joseph Palmer & Sons Enhanced Australian Equity Portfolio			62,917.96	11.11%
CASH	CASH	482.380000	1.000000	482.38	0.09%
				63,400.34	11.19%
CARE Enhanced International Equity Portfolio					
MGE0001AU	Magellan Global Fund - Open Class Units	10,430.632650	2.687600	28,033.37	4.95%
WDIV	SPDR GLOBAL DIVIDEND ETF UNITS	1,594.000000	18.160000	28,947.04	5.11%

M/V
Shares

Cash

359356.49

4719.98 A

80086.18

543.51 A

51393.67

12006.67

CSH = 61524.29 - E-113

08 Supporting Information

Detailed Portfolio Valuation

Code	Security	Units	Last Price	Market Value as at 30/06/2021	(%)
			(\$)	(\$)	
CARE Enhanced International Equity Portfolio					
CASH	CASH	1,455.040000	1.000000	1,455.04	0.26%
				58,435.45	10.31%
Total				566,541.94	100.00%

M/V
Shares Cash

56980.41 1155.04

Cash		
Cash Account - cleared funds	(Note 1)	281,845.76
Cash Account - uncleared funds		0.00
Pending cash settlement	(Note 2)	0.00
Cash Reserved		0.00
Total Portfolio Value		848,387.70

\$547,816.75 \$300,570.96

Note 1: Cash Account - cleared funds includes the minimum cash balance requirement of your account.

Note 2: Pending Cash Settlements include any pending investment transactions buys or sells, deposits or payments, and any accrued dividend and distributions.

Note 3: Any amounts are reflective of current investment positions only, and do not represent a guarantee of benefit as the positions may not include tax payable, fees or other deductions or credits. The actual amount payable will be determined at the time a payment is made.

Note 4: Managed Funds - Where applicable, where a distribution entitlement is received for one or more of your managed fund holdings and no Ex-Price provided by the Fund Manager we will use the last available price (CUM price) reduced by the cents per unit (distribution amount divided by units held) for the purpose of valuation.

Note 5: The Market Value (%) is the % calculated in relation to the Total Portfolio less the Cash Account (being cash held directly in the Account)

= \$848,387.70

08 Supporting Information

BeannaIthe Self Managed Superannuation Fund
24014946

Detailed Portfolio Valuation - Appendix

Code	Security	Units	Last Price (S)	Market Value (30/06/2021) (S)
CGCR	COSTA GROUP HOLDINGS RTS12JUL21 FORUSDEF	71.000000	0.290000	20.59
CASH	CASH	11,524.290000	1.000000	11,524.29
CASHRES	CASH RESERVES	0.000000	1.000000	0.00
				62,917.96

08 Supporting Information

Cash Balance Summary

Start of Period

	Actual cash balance (start of period)	Plus or minus adjustments unsettled cash	Cash valuation (start of period)
	(\$)	(\$)	(\$)
Cash Account			
Cash Account	3,121.98	0.00	3,121.98
	3,121.98	0.00	3,121.98
Managed Portfolios			
CARE Active Portfolio	342.10	0.00	342.10
CARE Core Growth Portfolio	563.94	1,801.10	2,365.04
CARE Enhanced Australian Equity Portfolio	519.83	0.00	519.83
- Joseph Palmer & Sons Enhanced Australian Equity Portfolio	15,059.49	95.41	15,154.90
CARE Enhanced International Equity Portfolio	347.20	1,769.74	2,116.94
	16,832.56	3,666.25	20,498.81
Account Total	19,954.54	3,666.25	23,620.79

End of Period

	Actual cash balance (end of period)	Plus or minus adjustments unsettled cash	Cash valuation (end of period)
	(\$)	(\$)	(\$)
Cash Account			
Cash Account	281,845.76 ^A	0.00	281,845.76 ^A
	281,845.76	0.00	281,845.76
Managed Portfolios			
CARE Active Portfolio	543.51 ^A	0.00	543.51 ^A
CARE Core Growth Portfolio	2,486.20	2,233.78	4,719.98 ^A
CARE Enhanced Australian Equity Portfolio	482.38 ^A	0.00	482.38 ^A
- Joseph Palmer & Sons Enhanced Australian Equity Portfolio	11,348.34	175.95	11,524.29 ^X
CARE Enhanced International Equity Portfolio	273.19	1,181.85	1,455.04 ^A
	15,133.62	3,591.58	18,725.20
Account Total	296,979.38	3,591.58	300,570.96 ^A

= \$300,645.63

D:84 = \$74.67

08 Supporting Information

Cash Balance Summary

	Opening balance (\$)	Deposits (\$)	Withdrawals (\$)	Expenses (\$)	Income (\$)	Closing balance (\$)
Cash Account						
Cash Account	3,121.98	344,295.06	(62,660.10)	(2,911.18)	0.00	281,845.76
	3,121.98	344,295.06	(62,660.10)	(2,911.18)	0.00	281,845.76
Managed Portfolios						
CARE Active Portfolio	342.10	11,790.19	(12,392.03)	0.00	803.25	543.51
CARE Core Growth Portfolio	563.94	51,756.32	(56,987.83)	(17.46)	7,171.23	2,486.20
CARE Enhanced Australian Equity Portfolio	519.83	7,201.00	(7,238.45)	0.00	0.00	482.38
- Joseph Palmer & Sons Enhanced Australian Equity Portfolio	(15,059.49)	14,553.59	(19,437.86)	0.00	1,173.12	11,348.34
CARE Enhanced International Equity Portfolio	347.20	10,000.22	(12,634.67)	(5.67)	2,566.11	273.19
	16,832.56	95,301.32	(108,690.84)	(23.13)	11,713.71	15,133.62
Account Total	19,954.54	439,596.38	(171,350.94)	(2,934.31)	11,713.71	296,979.38


Note: Adjustments for any accrued amount income (uncleared and pending cash) is reflected in the following page.

① Interest = \$30.89
 ② Dividends = \$1872.62
 ③ Disths = \$9810.20
 \$11713.71

08 Supporting Information

Beannaihe Self Managed Superannuation Fund
24014946

Market Value by Asset Type



08 Supporting Information

Detailed Portfolio Valuation - Appendix

Code	Security	Units	Last Price (\$)	Market Value (30/06/2021) (\$)
CARE Enhanced Australian Equity Portfolio (GPS00B)				
Joseph Palmer & Sons Enhanced Australian Equity Portfolio				
LNK	LINK ADMIN HLDG ORDINARY	819.000000	5.040000	4,127.76
MQG	MACQUARIE GROUP LTD ORDINARY	22.000000	156.430000	3,441.46
BXB	BRAMBLES LIMITED ORDINARY	293.000000	11.440000	3,351.92
AMC	AMCOR PLC CD11:1FOREXEMPT NYSE	206.000000	15.130000	3,116.78
BHP	BHP GROUP LIMITED ORDINARY	62.000000	48.570000	3,011.34
AGL	AGL ENERGY LIMITED ORDINARY	355.000000	8.200000	2,911.00
WPL	WOODSIDE PETROLEUM ORDINARY	131.000000	22.210000	2,909.51
CBA	COMMONWEALTH BANK ORDINARY	22.000000	99.870000	2,197.14
TLS	TELSTRA CORPORATION ORDINARY	579.000000	3.760000	2,177.04
ANN	ANSELL LIMITED ORDINARY	50.000000	43.510000	2,175.50
STO	SANTOS LTD ORDINARY	306.000000	7.090000	2,169.54
CIM	CIMIC GROUP LTD ORDINARY	102.000000	19.780000	2,017.56
NAB	NATIONAL AUST. BANK ORDINARY	76.000000	26.220000	1,992.72
IVC	INVOCARE LIMITED ORDINARY	168.000000	11.570000	1,943.76
WBC	WESTPAC BANKING CORP ORDINARY	74.000000	25.810000	1,909.94
SHL	SONIC HEALTHCARE ORDINARY	49.000000	38.400000	1,881.60
SKI	SPARK INFRASTRUCTURE STAPLED SECURITIES	782.000000	2.250000	1,759.50
AZJ	AURIZON HOLDINGS LIMITED ORDINARY	466.000000	3.720000	1,733.52
CSL	CSL LIMITED ORDINARY	6.000000	285.190000	1,711.14
RHC	RAMSAY HEALTH CARE ORDINARY	27.000000	62.950000	1,699.65
SYD	SYD AIRPORT STAPLED US PROHIBIT.	279.000000	5.790000	1,615.41
CGC	COSTA GROUP HOLDINGS ORDINARY	459.000000	3.310000	1,519.29

08 Supporting Information

Detailed Portfolio Valuation - Appendix

Code	Security	Units	Last Price (\$)	Market Value (30/06/2021) (\$)
CGCR	COSTA GROUP HOLDINGS RTS12JUL21 FORUSDEF	71.000000	0.290000	20.59
CASH	CASH	11,524.290000	1.000000	11,524.29
CASHRES	CASH RESERVES	0.000000	1.000000	0.00
				62,917.96

BEANNAITHE SMSF

ABN 14 609 236 085

Ledger Entries Report for the year ending 30 June, 2021

Date	Trans No	Chq/Rec	Description	Code	Debit	Credit	Total
Account number 2701 - Care Growth Portfolio							
01/07/2020	000000001	J	Opening balance		263,119.35 A		263,119.35
21/07/2020	000000170	P	BUY 140 DJRE		2,509.26		265,628.61
28/07/2020	000000183	P	BUY 1 DJRE		17.73		265,646.34
28/07/2020	000000184	P	BUY 1 VAS		77.07		265,723.41
28/07/2020	000000185	P	BUY 2 VEU		142.39		265,865.80
28/07/2020	000000186	P	BUY 1 SMLL		3.28		265,869.08
28/07/2020	000000187	P	BUY OMP		1,438.54		267,307.62
30/07/2020	000000189	P	BUY 11 VAS		847.71		268,155.33
30/07/2020	000000190	P	BUY 33 SMLL		108.36		268,263.69
30/07/2020	000000191	P	BUY 5 DJRE		88.65		268,352.34
30/07/2020	000000192	P	BUY 2 VTS		460.58		268,812.92
30/07/2020	000000193	P	BUY 8 WXHG		178.60		268,991.52
30/07/2020	000000194	P	BUY 2 IEM		122.85		269,114.37
30/07/2020	000000195	P	BUY 2 VEU		142.39		269,256.76
30/07/2020	000000196	P	BUY 1 IJR		99.39		269,356.15
27/01/2021	000000333	P	BUY 1 VEU		78.52		269,434.67
27/01/2021	000000334	P	BUY 1 DJRE		18.75		269,453.42
27/01/2021	000000336	P	BUY HOW		1,026.32		270,479.74
27/01/2021	000000337	P	BUY OMF		408.89		270,888.63
27/01/2021	000000338	P	BUY 18 SMLL		71.00		270,959.63
29/01/2021	000000343	P	BUY 2 IEM		144.55		271,104.18
29/01/2021	000000344	P	BUY 1 IJR		130.64		271,234.82
29/01/2021	000000345	P	BUY 18 VEU		1,413.23		272,648.05
29/01/2021	000000346	P	BUY 1 VTS		259.50		272,907.55
29/01/2021	000000347	P	BUY 39 DJRE		731.27		273,638.82
29/01/2021	000000348	P	BUY 20 SMLL		78.89		273,717.71
29/01/2021	000000349	P	BUY 8 WXHG		210.63		273,928.34
01/02/2021	000000361	P	BUY 2 WXHG		51.13		273,979.47
01/02/2021	000000362	P	BUY 6 SMLL		23.05		274,002.52
01/02/2021	000000363	P	BUY 6 VAS		510.30		274,512.82
01/02/2021	000000364	P	BUY 2 DJRE		37.71		274,550.53
01/02/2021	000000365	P	BUY 1 VEU		77.51		274,628.04
01/02/2021	000000366	P	BUY 1 IEM		70.97		274,699.01
01/02/2021	000000367	P	BUY 1 IJR		128.08		274,827.09
01/02/2021	000000368	P	BUY HOW		1,004.80		275,831.89
01/02/2021	000000369	P	BUY OMF		1,794.38		277,626.27
03/02/2021	000000400	P	BUY 37 DJRE		697.79		278,324.06
03/02/2021	000000401	P	BUY 162 SMLL		622.42		278,946.48
03/02/2021	000000402	P	BUY 58 VAS		4,932.98		283,879.46

BEANNAITHE SMSF

Page 2 of 4

ABN 14 609 236 085

Ledger Entries Report for the year ending 30 June, 2021

20/10/2021

15:41

Date	Trans No	Chq/Rec	Description	Code	Debit	Credit	Total
03/02/2021	000000403	P	BUY 6 VTS		1,527.56		285,407.02
03/02/2021	000000404	P	BUY 4 IJR		512.30		285,919.32
03/02/2021	000000405	P	BUY 19 VEU		1,472.54		287,391.86
03/02/2021	000000406	P	BUY 11 IEM		780.61		288,172.47
03/02/2021	000000407	P	BUY 36 WXHG		920.34		289,092.81
26/02/2021	000000431	P	BUY HOW		188.34		289,281.15
26/02/2021	000000432	P	BUY OMF		327.80		289,608.95
26/02/2021	000000433	P	BUY 5 DJRE		96.86		289,705.81
26/02/2021	000000434	P	BUY 12 SMLL		46.38		289,752.19
26/02/2021	000000435	P	BUY 3 VAS		257.69		290,009.88
26/02/2021	000000436	P	BUY 2 WXHG		52.54		290,062.42
26/02/2021	000000437	P	BUY 1 IEM		69.32		290,131.74
26/02/2021	000000438	P	BUY 1 VEU		77.14		290,208.88
02/03/2021	000000454	P	BUY 3 DJRE		58.12		290,267.00
02/03/2021	000000455	P	BUY 20 SMLL		77.29		290,344.29
02/03/2021	000000456	P	BUY 6 WXHG		157.62		290,501.91
02/03/2021	000000457	P	BUY 2 VEU		154.27		290,656.18
02/03/2021	000000458	P	BUY 9 VAS		773.04		291,429.22
02/03/2021	000000459	P	BUY 1 IEM		69.32		291,498.54
02/03/2021	000000460	P	BUY 1 IJR		133.92		291,632.46
02/03/2021	000000461	P	BUY 1 VTS		256.20		291,888.66
18/03/2021	000000488	P	BUY HOW		189.55		292,078.21
18/03/2021	000000489	P	BUY OMF		335.95		292,414.16
18/03/2021	000000490	P	BUY 1 IJR		145.86		292,560.02
18/03/2021	000000491	P	BUY 1 VAS		87.60		292,647.62
18/03/2021	000000492	P	BUY 1 WXHG		27.35		292,674.97
18/03/2021	000000493	P	BUY 6 SMLL		24.14		292,699.11
22/03/2021	000000500	P	BUY 25 SMLL		100.61		292,799.72
22/03/2021	000000501	P	BUY 11 VAS		963.57		293,763.29
22/03/2021	000000502	P	BUY 4 VEU		317.76		294,081.05
22/03/2021	000000503	P	BUY 7 DJRE		140.14		294,221.19
22/03/2021	000000504	P	BUY 6 WXHG		164.10		294,385.29
22/03/2021	000000505	P	BUY 1 VTS		268.03		294,653.32
22/03/2021	000000506	P	BUY 2 IEM		140.38		294,793.70
26/03/2021	000000518	P	BUY 13 SMLL		52.45		294,846.15
26/03/2021	000000519	P	BUY 1 IEM		68.67		294,914.82
26/03/2021	000000520	P	BUY 1 WXHG		26.96		294,941.78
26/03/2021	000000521	P	BUY HOW		190.67		295,132.45
26/03/2021	000000522	P	BUY OMF		339.58		295,472.03
26/03/2021	000000523	P	BUY 1 DJRE		20.30		295,492.33
26/03/2021	000000524	P	BUY 1 VEU		79.39		295,571.72

BEANNAITHE SMSF

Page 3 of 4

ABN 14 609 236 085

Ledger Entries Report for the year ending 30 June, 2021

20/10/2021

15:41

Date	Trans No	Chq/Rec	Description	Code	Debit	Credit	Total
26/03/2021	000000525	P	BUY 3 VAS		264.27		295,835.99
29/03/2021	000000543	P	BUY OMF		2,031.65		297,867.64
30/03/2021	000000545	P	BUY 9 VAS		792.82		298,660.46
30/03/2021	000000546	P	BUY 1 VTS		268.64		298,929.10
30/03/2021	000000547	P	BUY 1 IEM		68.67		298,997.77
30/03/2021	000000548	P	BUY 1 IJR		141.32		299,139.09
30/03/2021	000000549	P	BUY 7 DJRE		142.11		299,281.20
30/03/2021	000000550	P	BUY 6 WXHG		161.75		299,442.95
30/03/2021	000000551	P	BUY 19 SMLL		76.66		299,519.61
30/03/2021	000000552	P	BUY 3 VEU		238.16		299,757.77
27/04/2021	000000606	P	BUY 1 IJR		143.10		299,900.87
27/04/2021	000000607	P	BUY 3 VAS		270.22		300,171.09
27/04/2021	000000608	P	BUY 1 DJRE		21.05		300,192.14
27/04/2021	000000609	P	BUY HOW		186.76		300,378.90
27/04/2021	000000610	P	BUY OMF		354.30		300,733.20
27/04/2021	000000611	P	BUY 2 WXHG		56.85		300,790.05
27/04/2021	000000612	P	BUY 12 SMLL		49.74		300,839.79
27/04/2021	000000613	P	BUY 1 VEU		80.82		300,920.61
29/04/2021	000000636	P	BUY 20 SMLL		82.89		301,003.50
29/04/2021	000000637	P	BUY 2 VEU		161.63		301,165.13
29/04/2021	000000638	P	BUY 6 DJRE		126.33		301,291.46
29/04/2021	000000639	P	BUY 5 WXHG		142.10		301,433.56
29/04/2021	000000640	P	BUY 2 IEM		140.96		301,574.52
29/04/2021	000000641	P	BUY 9 VAS		810.63		302,385.15
29/04/2021	000000643	P	BUY 1 VTS		280.46		302,665.61
26/05/2021	000000669	P	BUY 1 WXHG		28.53		302,694.14
26/05/2021	000000670	P	BUY 1 DJRE		21.45		302,715.59
26/05/2021	000000671	P	BUY 4 SMLL		16.50		302,732.09
26/05/2021	000000672	P	BUY 1 VEU		82.49		302,814.58
26/05/2021	000000673	P	BUY 1 IEM		70.09		302,884.67
26/05/2021	000000674	P	BUY 2 VAS		182.93		303,067.60
26/05/2021	000000675	P	BUY HOW		149.27		303,216.87
26/05/2021	000000676	P	BUY OMF		281.74		303,498.61
28/05/2021	000000677	P	BUY 1 IJR		142.10		303,640.71
28/05/2021	000000678	P	BUY 1 IEM		70.09		303,710.80
28/05/2021	000000679	P	BUY 2 VEU		164.98		303,875.78
28/05/2021	000000680	P	BUY 7 VAS		640.25		304,516.03
28/05/2021	000000681	P	BUY 1 VTS		279.60		304,795.63
28/05/2021	000000682	P	BUY 5 DJRE		107.27		304,902.90
28/05/2021	000000683	P	BUY 21 SMLL		86.62		304,989.52
28/05/2021	000000684	P	BUY 5 WXHG		142.64		305,132.16

BEANNAITHE SMSF

Page 4 of 4

ABN 14 609 236 085

Ledger Entries Report for the year ending 30 June, 2021

20/10/2021
15:41

Date	Trans No	Chq/Rec	Description	Code	Debit	Credit	Total
18/06/2021	000000698	P	BUY 1 SMLL		4.23		305,136.39
18/06/2021	000000699	P	BUY OMF		5,294.96		310,431.35
22/06/2021	000000701	P	BUY 1 VEU		85.54		310,516.89
22/06/2021	000000705	P	BUY 9 SMLL		38.11		310,555.00
28/06/2021	000000712	P	BUY 1 DJRE		22.76		310,577.76
28/06/2021	000000713	P	BUY 2 VAS		187.96		310,765.72
28/06/2021	000000714	P	BUY 3 WXHG		87.43		310,853.15
28/06/2021	000000715	P	BUY 5 SMLL		21.32		310,874.47
28/06/2021	000000716	P	BUY HOW		139.42		311,013.89
28/06/2021	000000717	P	BUY OMF		302.41		311,316.30
30/06/2021	000000737	P	BUY 4 DJRE		91.06		311,407.36
30/06/2021	000000738	P	BUY 19 SMLL		81.03		311,488.39
30/06/2021	000000739	P	BUY 2 WXHG		58.29		311,546.68
30/06/2021	000000740	P	BUY 2 VEU		169.61		311,716.29
30/06/2021	000000741	P	BUY 1 IEM		73.51		311,789.80
30/06/2021	000000742	P	BUY 7 VAS		657.86		312,447.66
30/06/2021	000000743	P	BUY 1 VTS		293.92		312,741.58
30/06/2021	000000744	P	BUY 1 IJR		151.39		312,892.97
30/06/2021	000000765	J	Cost base of shares sold			11,778.14	301,114.83
30/06/2021	000000769	J	Increase in portfolio values		58,241.66		359,356.49 [^]
Total					<u>371,134.63</u>	<u>11,778.14</u>	

BEANNAITHE SMSF

Page 1 of 1

ABN 14 609 236 085

Ledger Entries Report for the year ending 30 June, 2021

20/10/2021

15:41

Date	Trans No	Chq/Rec	Description	Code	Debit	Credit	Total
Account number 2702 - Care Active Portfolio							
01/07/2020	000000001	J	Opening balance		57,249.47		57,249.47
18/12/2020	000000308	P	BUY 9 GOLD		2,070.81		59,320.28
01/02/2021	000000355	P	BUY 2 GOLD		455.71		59,775.99
01/02/2021	000000357	P	BUY 5 GOLD		1,127.58		60,903.57
01/02/2021	000000358	P	BUY 1 IEM		70.96		60,974.53
01/02/2021	000000359	P	BUY 12 IOO		991.48		61,966.01
01/02/2021	000000360	P	BUY 1 VAS		85.05		62,051.06
03/02/2021	000000396	P	BUY 4 IOO		330.49		62,381.55
03/02/2021	000000397	P	BUY 10 IEM		709.64		63,091.19
03/02/2021	000000398	P	BUY 9 VAS		765.46		63,856.65
03/02/2021	000000399	P	BUY 1 GOLD		227.85		64,084.50
26/02/2021	000000430	P	BUY 1 GOLD		211.05		64,295.55
02/03/2021	000000453	P	BUY 2 GOLD		422.10		64,717.65
18/03/2021	000000486	R	SELL 1 IJR			145.86	64,571.79
18/03/2021	000000487	P	BUY 1 IOO		85.31		64,657.10
22/03/2021	000000496	P	BUY 4 IEM		280.76		64,937.86
22/03/2021	000000497	P	BUY 3 IOO		255.92		65,193.78
22/03/2021	000000498	P	BUY 3 VAS		262.79		65,456.57
22/03/2021	000000499	P	BUY 1 GOLD		209.55		65,666.12
29/03/2021	000000542	P	BUY 2 IEM		138.38		65,804.50
27/04/2021	000000603	P	BUY 1 IOO		89.47		65,893.97
27/04/2021	000000604	P	BUY 1 VAS		90.07		65,984.04
27/04/2021	000000605	R	SELL 1 IJR			143.10	65,840.94
29/04/2021	000000632	P	BUY 2 IEM		140.96		65,981.90
29/04/2021	000000633	P	BUY 2 IOO		178.94		66,160.84
29/04/2021	000000634	P	BUY 3 VAS		270.21		66,431.05
29/04/2021	000000635	P	BUY 1 GOLD		213.64		66,644.69
28/06/2021	000000710	P	BUY 1 IEM		73.51		66,718.20
28/06/2021	000000711	P	BUY 2 IOO		188.35		66,906.55
30/06/2021	000000732	P	BUY 2 IEM		147.02		67,053.57
30/06/2021	000000733	P	BUY 1 IJR		151.40		67,204.97
30/06/2021	000000734	P	BUY 1 IOO		94.17		67,299.14
30/06/2021	000000735	P	BUY 2 VAS		187.96		67,487.10
30/06/2021	000000736	P	BUY 2 GOLD		438.38		67,925.48
30/06/2021	000000765	J	Cost base of shares sold			4,081.73	63,843.75
30/06/2021	000000769	J	Increase in portfolio values		16,242.43		80,086.18 [^]
Total					84,456.87	4,370.69	

BEANNAITHE SMSF

Page 1 of 5

ABN 14 609 236 085

Ledger Entries Report for the year ending 30 June, 2021

22/10/2021

12:03

Date	Trans No	Chq/Rec	Description	Code	Debit	Credit	Total
Account number 2703 - Care Enhanced Portfolio							
01/07/2020	000000776	J	Opening balance		32,749.06		32,749.06
06/08/2020	000000207	P	BUY 3 SYD		15.88		32,764.94
06/08/2020	000000210	P	BUY 1 IVC		9.67		32,774.61
06/08/2020	000000211	P	BUY 2 WPL		40.72		32,815.33
10/08/2020	000000214	P	BUY 10 WPL		203.62		33,018.95
10/08/2020	000000217	P	BUY 1 CSL		277.57		33,296.52
10/08/2020	000000218	P	BUY 62 SYD		328.17		33,624.69
10/08/2020	000000219	P	BUY 31 IVC		299.86		33,924.55
28/08/2020	000000221	P	BUY 1 AGL		14.81		33,939.36
31/08/2020	000000222	P	RIGHTS PMT 55 SYDR		250.80		34,190.16
01/09/2020	000000223	P	BUY 34 AGL		503.63		34,693.79
23/09/2020	000000239	P	BUY 8 NAB		136.23		34,830.02
25/09/2020	000000246	P	BUY 4 NAB		68.12		34,898.14
25/09/2020	000000247	P	BUY 676 SKI		1,474.08		36,372.22
30/09/2020	000000251	P	BUY 1 CGC		3.39		36,375.61
02/10/2020	000000254	P	BUY 60 WPL		1,064.99		37,440.60
02/10/2020	000000255	P	BUY 64 CGC		216.98		37,657.58
01/12/2020	000000291	P	BUY 1 AGL		13.56		37,671.14
01/12/2020	000000292	P	BUY 2 TLS		6.20		37,677.34
03/12/2020	000000299	P	BUY 29 AGL		393.17		38,070.51
03/12/2020	000000301	P	BUY 69 TLS		213.65		38,284.16
30/12/2020	000000313	P	BUY 9 ANN		321.58		38,605.74
27/01/2021	000000339	P	BUY 10 AGL		114.93		38,720.67
29/01/2021	000000350	P	BUY 20 AGL		229.87		38,950.54
01/02/2021	000000370	P	BUY 2 SHL		69.62		39,020.16
01/02/2021	000000371	P	BUY 5 NAB		118.37		39,138.53
01/02/2021	000000374	P	BUY 39 SKI		84.76		39,223.29
01/02/2021	000000375	P	BUY 10 BLD		49.80		39,273.09
01/02/2021	000000376	P	BUY 1 MQG		132.01		39,405.10
01/02/2021	000000377	P	BUY 55 LNK		268.95		39,674.05
01/02/2021	000000378	P	BUY 1 RHC		63.26		39,737.31
01/02/2021	000000379	P	BUY 5 AMC		71.49		39,808.80
01/02/2021	000000380	P	BUY 5 IVC		57.38		39,866.18
01/02/2021	000000381	P	BUY 17 STO		110.68		39,976.86
01/02/2021	000000382	P	BUY 8 SYD		46.00		40,022.86
01/02/2021	000000383	P	BUY 1 AGL		11.46		40,034.32
01/02/2021	000000384	P	BUY 25 CGC		98.69		40,133.01
01/02/2021	000000385	P	BUY 26 TLS		81.58		40,214.59

BEANNAITHE SMSF

Page 2 of 5

ABN 14 609 236 085

Ledger Entries Report for the year ending 30 June, 2021

22/10/2021

12:03

Date	Trans No	Chq/Rec	Description	Code	Debit	Credit	Total
01/02/2021	000000386	P	BUY 9 WBC		190.94		40,405.53
03/02/2021	000000409	P	BUY 1 CBA		84.18		40,489.71
03/02/2021	000000410	P	BUY 5 IVC		57.38		40,547.09
03/02/2021	000000411	P	BUY 44 LNK		215.15		40,762.24
03/02/2021	000000412	P	BUY 13 SKI		28.25		40,790.49
03/02/2021	000000413	P	BUY 6 TLS		18.83		40,809.32
03/02/2021	000000414	P	BUY 2 SYD		11.50		40,820.82
03/02/2021	000000415	P	BUY 9 AGL		103.17		40,923.99
03/02/2021	000000416	P	BUY 9 BLD		44.81		40,968.80
03/02/2021	000000417	P	BUY 2 ANN		76.02		41,044.82
03/02/2021	000000418	P	BUY 12 AMC		171.57		41,216.39
08/02/2021	000000423	P	BUY 1 AZJ		3.92		41,220.31
10/02/2021	000000424	P	BUY 439 AZJ		1,721.51		42,941.82
23/02/2021	000000427	P	BUY 47 AGL		474.46		43,416.28
26/02/2021	000000439	P	BUY 1 WPL		24.75		43,441.03
26/02/2021	000000440	P	BUY 1 SHL		32.21		43,473.24
26/02/2021	000000441	P	BUY 1 AZJ		3.85		43,477.09
26/02/2021	000000442	P	BUY 9 LNK		42.83		43,519.92
26/02/2021	000000443	P	BUY 5 CGC		22.86		43,542.78
26/02/2021	000000444	P	BUY 4 TLS		12.40		43,555.18
26/02/2021	000000448	P	BUY 1 MQG		143.25		43,698.43
26/02/2021	000000450	P	BUY 15 SKI		30.73		43,729.16
26/02/2021	000000451	P	BUY 10 AMC		143.06		43,872.22
26/02/2021	000000452	P	BUY 1 WBC		24.00		43,896.22
02/03/2021	000000463	P	BUY 9 AMC		128.76		44,024.98
02/03/2021	000000464	P	BUY 3 AGL		28.34		44,053.32
02/03/2021	000000465	P	BUY 1 ANN		36.27		44,089.59
02/03/2021	000000466	P	BUY 4 AZJ		15.43		44,105.02
02/03/2021	000000467	P	BUY 4 CGC		18.29		44,123.31
02/03/2021	000000468	P	BUY 1 BHP		49.50		44,172.81
02/03/2021	000000469	P	BUY 3 BLD		15.51		44,188.32
02/03/2021	000000470	P	BUY 1 SHL		32.21		44,220.53
02/03/2021	000000471	P	BUY 3 TLS		9.30		44,229.83
02/03/2021	000000472	P	BUY 4 SKI		8.20		44,238.03
26/03/2021	000000526	P	BUY 4 AGL		41.31		44,279.34
26/03/2021	000000527	P	BUY 2 WPL		49.35		44,328.69
26/03/2021	000000528	P	BUY 6 STO		42.83		44,371.52
26/03/2021	000000529	P	BUY 5 TLS		17.11		44,388.63
26/03/2021	000000531	P	BUY 1 SYD		5.94		44,394.57
26/03/2021	000000532	P	BUY 2 AZJ		7.79		44,402.36
26/03/2021	000000533	P	BUY 1 NAB		26.22		44,428.58

BEANNAITHE SMSF

Page 3 of 5

ABN 14 609 236 085

Ledger Entries Report for the year ending 30 June, 2021

22/10/2021
12:03

Date	Trans No	Chq/Rec	Description	Code	Debit	Credit	Total
26/03/2021	000000534	P	BUY 1 IVC		11.35		44,439.93
26/03/2021	000000535	P	BUY 13 LNK		68.38		44,508.31
26/03/2021	000000536	P	BUY 4 SKI		8.78		44,517.09
26/03/2021	000000537	P	BUY 1 BXB		10.36		44,527.45
26/03/2021	000000538	P	BUY 8 BLD		43.95		44,571.40
26/03/2021	000000539	P	BUY 2 CGC		9.56		44,580.96
26/03/2021	000000540	P	BUY 1 AMC		15.24		44,596.20
30/03/2021	000000553	P	BUY 1 WPL		24.67		44,620.87
30/03/2021	000000554	P	BUY 1 WBC		24.40		44,645.27
30/03/2021	000000556	P	BUY 1 NAB		26.22		44,671.49
30/03/2021	000000557	P	BUY 6 LNK		31.55		44,703.04
30/03/2021	000000558	P	BUY 2 IVC		22.71		44,725.75
30/03/2021	000000559	P	BUY 1 RHC		67.52		44,793.27
30/03/2021	000000560	P	BUY 7 TLS		23.95		44,817.22
30/03/2021	000000561	P	BUY 5 SYD		29.70		44,846.92
30/03/2021	000000562	P	BUY 12 SKI		26.33		44,873.25
30/03/2021	000000563	P	BUY 1 SHL		35.75		44,909.00
30/03/2021	000000564	P	BUY 3 AMC		45.71		44,954.71
30/03/2021	000000565	P	BUY 2 AGL		20.66		44,975.37
30/03/2021	000000566	P	BUY 1 ANN		39.42		45,014.79
30/03/2021	000000567	P	BUY 1 BHP		45.29		45,060.08
30/03/2021	000000568	P	BUY 174 BXB		1,803.77		46,863.85
30/03/2021	000000569	P	BUY 8 AZJ		31.16		46,895.01
30/03/2021	000000570	P	BUY 7 CGC		33.44		46,928.45
30/03/2021	000000571	P	BUY 1 CBA		86.28		47,014.73
30/03/2021	000000572	P	BUY 9 IEM		622.69		47,637.42
23/04/2021	000000600	P	BUY 7 AGL		61.19		47,698.61
23/04/2021	000000601	P	BUY 1 BXB		10.51		47,709.12
27/04/2021	000000615	P	BUY 2 SYD		12.11		47,721.23
27/04/2021	000000616	P	BUY 1 STO		6.94		47,728.17
27/04/2021	000000617	P	BUY 1 BHP		48.33		47,776.50
27/04/2021	000000618	P	BUY 1 AMC		14.94		47,791.44
27/04/2021	000000619	P	BUY 8 LNK		42.34		47,833.78
27/04/2021	000000620	P	BUY 3 TLS		10.15		47,843.93
27/04/2021	000000621	P	BUY 1 NAB		26.56		47,870.49
27/04/2021	000000622	P	BUY 4 SKI		8.69		47,879.18
27/04/2021	000000623	P	BUY 49 AGL		428.33		48,307.51
27/04/2021	000000624	P	BUY 100 CIM		1,767.66		50,075.17
27/04/2021	000000625	P	BUY 109 BXB		1,145.54		51,220.71
27/04/2021	000000627	P	BUY 1 CSL		272.87		51,493.58
27/04/2021	000000629	P	BUY 3 RHC		203.90		51,697.48

BEANNAITHE SMSF

Page 4 of 5

ABN 14 609 236 085

Ledger Entries Report for the year ending 30 June, 2021

22/10/2021
12:03

Date	Trans No	Chq/Rec	Description	Code	Debit	Credit	Total
29/04/2021	000000644	P	BUY 2 TLS		6.77		51,704.25
29/04/2021	000000645	P	BUY 2 IVC		22.87		51,727.12
29/04/2021	000000646	P	BUY 1 RHC		67.56		51,794.68
29/04/2021	000000647	P	BUY 3 SKI		6.52		51,801.20
29/04/2021	000000648	P	BUY 1 SYD		6.06		51,807.26
29/04/2021	000000649	P	BUY 2 STO		13.87		51,821.13
29/04/2021	000000650	P	BUY 3 AGL		26.10		51,847.23
29/04/2021	000000651	P	BUY 4 AZJ		15.31		51,862.54
29/04/2021	000000652	P	BUY 1 AMC		14.94		51,877.48
29/04/2021	000000653	P	BUY 1 ANN		39.37		51,916.85
29/04/2021	000000654	P	BUY 1 CIM		17.90		51,934.75
29/04/2021	000000655	P	BUY 3 BXB		31.15		51,965.90
29/04/2021	000000656	P	BUY 4 CGC		18.44		51,984.34
29/04/2021	000000657	P	BUY 1 WBC		24.97		52,009.31
29/04/2021	000000658	P	BUY 1 WPL		22.82		52,032.13
28/06/2021	000000718	P	BUY 1 SYD		5.82		52,037.95
28/06/2021	000000719	P	BUY 6 TLS		21.60		52,059.55
28/06/2021	000000720	P	BUY 1 STO		7.26		52,066.81
28/06/2021	000000721	P	BUY 1 BXB		11.23		52,078.04
28/06/2021	000000722	P	BUY 1 AGL		8.98		52,087.02
28/06/2021	000000723	P	BUY 5 LNK		24.87		52,111.89
28/06/2021	000000724	P	BUY 1 CGC		3.32		52,115.21
28/06/2021	000000725	P	BUY 1 AZJ		3.73		52,118.94
28/06/2021	000000726	P	BUY 2 SKI		4.51		52,123.45
28/06/2021	000000727	P	BUY 1 WPL		22.52		52,145.97
30/06/2021	000000746	P	BUY 4 BXB		44.94		52,190.91
30/06/2021	000000747	P	BUY 6 CGC		19.92		52,210.83
30/06/2021	000000748	P	BUY 4 AMC		60.86		52,271.69
30/06/2021	000000749	P	BUY 1 BHP		48.48		52,320.17
30/06/2021	000000750	P	BUY 5 AGL		44.88		52,365.05
30/06/2021	000000751	P	BUY 6 AZJ		22.43		52,387.48
30/06/2021	000000752	P	BUY 2 IVC		22.80		52,410.28
30/06/2021	000000753	P	BUY 8 LNK		39.79		52,450.07
30/06/2021	000000754	P	BUY 1 MQG		155.05		52,605.12
30/06/2021	000000755	P	BUY 1 CIM		20.20		52,625.32
30/06/2021	000000756	P	BUY 1 SHL		37.25		52,662.57
30/06/2021	000000757	P	BUY 3 TLS		10.80		52,673.37
30/06/2021	000000758	P	BUY 10 SKI		22.57		52,695.94
30/06/2021	000000759	P	BUY 3 STO		21.78		52,717.72
30/06/2021	000000760	P	BUY 3 SYD		17.44		52,735.16
30/06/2021	000000761	P	BUY 1 WBC		25.82		52,760.98

BEANNAITHE SMSF

Page 5 of 5

ABN 14 609 236 085**Ledger Entries Report for the year ending 30 June, 2021**22/10/2021
12:03

Date	Trans No	Chq/Rec	Description	Code	Debit	Credit	Total
30/06/2021	000000762	P	BUY 1 NAB		26.11		52,787.09
30/06/2021	000000763	P	BUY 1 WPL		22.52		52,809.61
30/06/2021	000000765	J	Cost base of shares sold			6,246.08	46,563.53
30/06/2021	000000769	J	Increase in portfolio values		4,830.14		51,393.67
Total					<u>57,639.75</u>	<u>6,246.08</u>	

BEANNAITHE SMSF

Page 1 of 1

ABN 14 609 236 085

Ledger Entries Report for the year ending 30 June, 2021

20/10/2021

15:42

Date	Trans No	Chq/Rec	Description	Code	Debit	Credit	Total
Account number 2704 - Care International Portfolio							
01/07/2020	000000001	J	Opening balance		42,169.19		42,169.19
17/07/2020	000000169	P	BUY 1 WDIV		15.32		42,184.51
21/07/2020	000000172	P	BUY 21 WDIV		321.81		42,506.32
28/07/2020	000000188	P	BUY 41 WDIV		617.41		43,123.73
16/12/2020	000000306	P	BUY MGE		1,292.87		44,416.60
01/02/2021	000000387	P	BUY MGE		2,191.16		46,607.76
01/02/2021	000000388	P	BUY 1 WDIV		16.08		46,623.84
03/02/2021	000000419	P	BUY 134 WDIV		2,154.41		48,778.25
18/03/2021	000000494	P	BUY 3 WDIV		51.78		48,830.03
18/03/2021	000000495	P	BUY MGE		623.50		49,453.53
22/03/2021	000000508	P	BUY 32 WDIV		552.29		50,005.82
27/04/2021	000000630	P	BUY MGE		613.85		50,619.67
27/04/2021	000000631	P	BUY 1 WDIV		17.58		50,637.25
29/04/2021	000000659	P	BUY 35 WDIV		615.21		51,252.46
28/06/2021	000000728	P	BUY 2 WDIV		37.30		51,289.76
28/06/2021	000000729	P	BUY MGE		481.76		51,771.52
30/06/2021	000000764	P	BUY 25 WDIV		466.23		52,237.75
30/06/2021	000000765	J	Cost base of shares sold			1,832.37	50,405.38
30/06/2021	000000769	J	Increase in portfolio values		6,575.03		56,980.41 [^]
Total					58,812.78	1,832.37	

Beannaithe SMSF

Capital Gains - by Portfolio 2021

Portfolio	Cost Base	Sale Price	Capital Gain	Capital Losses	
Care Growth					
DJRE	\$ 1,486.06	\$ 1,453.95	\$ -	-\$ 32.11	
HOW	\$ 1,392.50	\$ 1,402.14	\$ 9.64	\$ -	
VAS	\$ 6,966.81	\$ 6,762.88	\$ -	-\$ 203.93	
WXHG	\$ 1,932.77	\$ 2,101.57	\$ 168.80	\$ -	
	\$ 11,778.14	\$ 11,720.54	\$ 178.44	-\$ 236.04	
Care Active					
IEM	\$ 693.13	\$ 783.78	\$ 90.65	\$ -	
UR	\$ 3,388.60	\$ 3,745.18	\$ 356.58	\$ -	
	\$ 4,081.73	\$ 4,528.96	\$ 447.23	\$ -	
Care Enhanced					
ANN	\$ 186.71	\$ 274.69	\$ 87.98	\$ -	
BHP	\$ 388.46	\$ 564.41	\$ 175.95	\$ -	
BLD	\$ 1,584.19	\$ 2,791.57	\$ 1,207.38	\$ -	
CBA	\$ 226.59	\$ 214.39	\$ -	-\$ 12.20	
CGC	\$ 375.62	\$ 351.60	\$ -	-\$ 24.02	
IVC	\$ 15.35	\$ 11.24	\$ -	-\$ 4.11	
LNK	\$ 1,118.36	\$ 841.19	\$ -	-\$ 277.17	
MGQ	\$ 394.67	\$ 373.92	\$ -	-\$ 20.75	
NAB	\$ 477.87	\$ 439.07	\$ -	-\$ 38.80	
SHL	\$ 156.98	\$ 231.69	\$ 74.71	\$ -	
STO	\$ 6.51	\$ 7.27	\$ 0.76	\$ -	
SYD	\$ 494.00	\$ 465.61	\$ -	-\$ 28.39	
WBC	\$ 604.70	\$ 552.75	\$ -	-\$ 51.95	
WPL	\$ 216.07	\$ 195.74	\$ -	-\$ 20.33	
	\$ 6,246.08	\$ 7,315.14	\$ 1,546.78	-\$ 477.72	
Care International					
WDIV	\$ 924.71	\$ 706.72	\$ -	-\$ 217.99	
MGE	\$ 907.66	\$ 842.50	\$ -	-\$ 65.16	
	\$ 1,832.37	\$ 1,549.22	\$ -	-\$ 283.15	
					Net Accounting
Totals	\$ 23,938.32	\$ 25,113.86	\$ 2,172.45	-\$ 996.91	\$ 1,175.54
Add:					
Trust Distributions		0-3/17	\$ 2,638.32	\$ -	
			\$ 4,810.77	-\$ 996.91	\$ 3,813.86
**Note: All remaining gains after losses applied are subject to discount - E-2/1					
			Discounted 33%	\$ 1,271.29	E-2/1
			Net Taxable Gain	\$ 2,542.57	C-1/1

06 Gain/Loss Schedule

Realised Capital Gains/Losses Summary

	Trust Distributions (Note 2)	Realised Assets	Total Capital Gains (gross) (Note 3)	Losses Applied	Discount (Note 4)	Net Capital Gains (Note 5)
Capital Gains - Other (Note 1)	542.21	601.85	1,144.06	1,144.06		0.00
Capital Gains - Index	0.00	0.00	0.00	0.00		0.00
Capital Gains - eligible for Discount	2,096.11	1,882.78	3,978.89	165.03	1,271.29	2,542.57
Total	2,638.32	2,484.63	5,122.95	1,309.09	1,271.29	2,542.57
Total capital losses during the period					337.0	
Capital losses to carry forward						0.00

Realised Profits/Losses - Income Securities Summary

	Total
Profit on Disposal	0.00
Losses on Disposal	0.00
Net Profits / (Losses)	0.00

Realised Gains/Losses - Foreign Exchange Summary

	Total
Foreign Exchange Gains	0.00
Foreign Exchange Losses	0.00
Net Gains / (Losses)	0.00

Note 1: These are capital gains not eligible for the Capital Gains Tax (CGT) Discount due to the asset being held less than 12 months.

Note 2: Details of capital gains arising from Trust Distributions are found in 04 Distributions Schedule. The total sum of "Capital Gains Other (TARP)" and "Capital Gains Other (NTARP)" is the amount shown under the "Capital Gains - Other" row. The total sum of "Capital Gains Index (TARP)" and "Capital Gains Index (NTARP)" is the amount shown under the "Capital Gains - Index" row. The "Capital gains - eligible for discount" row shows the sum of "Capital Gains Discount (TARP)" and "Capital Gains Discount (NTARP)" grossed up by the discount (as advised by the trust manager in the case of AMIT funds). Any Foreign Tax Offset (capital gains) are also included.

Note 3: The "Total capital gains (gross)" is the total assessable (grossed up) Capital Gain being the undiscounted gain to which the Capital Gains Tax (CGT) discount appropriate for each entity type should be applied.

Note 4: The CGT Discount is 50% for individuals and trusts, 0% for companies and 33 1/3% for Self Managed Super Funds (SMSFs), and is applied to the "Total Capital Gains (gross)" net of any "Losses applied".

Note 5: Net Capital Gains are the Total Capital Gains (gross) net of any "Losses applied" and the CGT "Discount", and form part of assessable income.

06 Gain/Loss Schedule

Realised Capital Gains/Losses

Security	Sale Date	Tax Date (Note 2)	Units	Net Proceeds (\$)	Cost Base (Note 1) (\$)	Indexed Cost Base (Note 1) (\$)	Reduced Cost Base (Note 1) (\$)	Gross Gain - Discounted (Note 3) (\$)	Gross Gain - Other (Note 4) (\$)	Total Gain (Note 5) (\$)	Losses (\$)
<i>Equity (Long) - Enhanced</i>											
ANN	06/08/2020	22/04/2020	2.000000	78.48	57.99	0.00	57.99	0.00	20.49	20.49	0.00
ANN	06/08/2020	12/03/2020	5.000000	196.21	128.72	0.00	128.72	0.00	67.49	67.49	0.00
Subtotal for ANN - ANSELL LIMITED ORDINARY			7.000000	274.69	186.71 [▲]	0.00	186.71	0.00	87.98	87.98 [▲]	0.00
BHP	01/02/2021	06/03/2020	1.000000	44.10	32.37	0.00	32.37	0.00	11.73	11.73	0.00
BHP	19/02/2021	06/03/2020	2.000000	94.61	64.74	0.00	64.74	0.00	29.87	29.87	0.00
BHP	19/02/2021	06/03/2020	9.000000	425.70	291.35	0.00	291.35	0.00	134.35	134.35	0.00
Subtotal for BHP - BHP GROUP LIMITED ORDINARY			12.000000	564.41	388.46 [▲]	0.00	388.46	0.00	175.95	175.95 [▲]	0.00
BLD	23/09/2020	30/10/2019	48.000000	205.40	241.19	0.00	241.19	0.00	0.00	0.00	(35.79)
BLD	23/09/2020	17/12/2018	1.000000	4.28	4.97	0.00	4.97	0.00	0.00	0.00	(0.69)
BLD	23/09/2020	25/02/2019	59.000000	252.47	288.75	0.00	288.75	0.00	0.00	0.00	(36.28)
BLD	23/04/2021	26/03/2021	8.000000	49.69	43.95	0.00	43.95	0.00	5.74	5.74	0.00
BLD	23/04/2021	26/04/2019	3.000000	18.64	14.68	0.00	14.68	3.96	0.00	3.96	0.00
BLD	23/04/2021	25/02/2019	8.000000	49.69	39.15	0.00	39.15	10.54	0.00	10.54	0.00
BLD	23/04/2021	26/04/2019	1.000000	6.21	4.89	0.00	4.89	1.32	0.00	1.32	0.00
BLD	23/04/2021	25/09/2019	2.000000	12.42	9.73	0.00	9.73	2.69	0.00	2.69	0.00
BLD	23/04/2021	25/09/2019	2.000000	12.42	9.73	0.00	9.73	2.69	0.00	2.69	0.00
BLD	23/04/2021	26/02/2021	3.000000	18.64	15.51	0.00	15.51	0.00	3.13	3.13	0.00
BLD	23/04/2021	01/02/2021	10.000000	62.12	49.80	0.00	49.80	0.00	12.32	12.32	0.00
BLD	23/04/2021	01/02/2021	9.000000	55.91	44.81	0.00	44.81	0.00	11.10	11.10	0.00
BLD	23/04/2021	09/03/2020	56.000000	347.86	213.25	0.00	213.25	134.61	0.00	134.61	0.00
BLD	23/04/2021	22/04/2020	49.000000	304.38	122.51	0.00	122.51	181.87	0.00	181.87	0.00
BLD	23/04/2021	22/04/2020	6.000000	37.27	15.00	0.00	15.00	22.27	0.00	22.27	0.00
BLD	23/04/2021	19/03/2020	54.000000	335.44	116.11	0.00	116.11	219.33	0.00	219.33	0.00
BLD	23/04/2021	19/03/2020	156.000000	969.04	335.41	0.00	335.41	633.63	0.00	633.63	0.00
BLD	23/04/2021	23/03/2020	8.000000	49.69	14.75	0.00	14.75	34.94	0.00	34.94	0.00
Subtotal for BLD - BORAL LIMITED, ORDINARY			483.000000	2,791.57	1,584.19 [▲]	0.00	1,584.19	1,247.85	32.29	1,280.14 [▲]	(72.76) [▲]
CBA	06/08/2020	10/06/2016	2.000000	142.93	151.06	0.00	151.06	0.00	0.00	0.00	(8.13)

06 Gain/Loss Schedule

Realised Capital Gains/Losses

Security	Sale Date	Tax Date (Note 2)	Units	Net Proceeds (\$)	Cost Base (Note 1) (\$)	Indexed Cost Base (Note 1) (\$)	Reduced Cost Base (Note 1) (\$)	Gross Gain - Discounted (Note 3) (\$)	Gross Gain - Other (Note 4) (\$)	Total Gain (Note 5) (\$)	Losses (\$)
CBA	06/08/2020	10/06/2016	1.000000	71.46	75.53	0.00	75.53	0.00	0.00	0.00	(4.07)
Subtotal for CBA - COMMONWEALTH BANK ORDINARY			3.000000	214.39	226.59 ^A	0.00	226.59	0.00	0.00	0.00	(12.20) ^A
CGC	16/10/2020	11/06/2019	91.000000	336.79	359.80	0.00	359.80	0.00	0.00	0.00	(23.01)
CGC	16/10/2020	11/06/2019	4.000000	14.81	15.82	0.00	15.82	0.00	0.00	0.00	(1.01)
Subtotal for CGC - COSTA GROUP HOLDINGS ORDINARY			95.000000	351.60	375.62 ^A	0.00	375.62	0.00	0.00	0.00	(24.02) ^A
DJRE	18/06/2021	25/10/2019	1.000000	22.72	25.21	0.00	25.21	0.00	0.00	0.00	(2.49)
DJRE	18/06/2021	25/10/2019	5.000000	113.59	126.03	0.00	126.03	0.00	0.00	0.00	(12.44)
DJRE	18/06/2021	29/01/2020	3.000000	68.15	75.13	0.00	75.13	0.00	0.00	0.00	(6.98)
DJRE	18/06/2021	25/09/2019	3.000000	68.15	73.45	0.00	73.45	0.00	0.00	0.00	(5.30)
DJRE	18/06/2021	25/09/2019	3.000000	68.15	73.45	0.00	73.45	0.00	0.00	0.00	(5.30)
DJRE	18/06/2021	07/01/2020	1.000000	22.72	24.07	0.00	24.07	0.00	0.00	0.00	(1.35)
DJRE	18/06/2021	25/06/2019	5.000000	113.59	117.99	0.00	117.99	0.00	0.00	0.00	(4.40)
DJRE	18/06/2021	25/06/2019	1.000000	22.72	23.59	0.00	23.59	0.00	0.00	0.00	(0.87)
DJRE	18/06/2021	27/05/2019	2.000000	45.44	46.94	0.00	46.94	0.00	0.00	0.00	(1.50)
DJRE	18/06/2021	27/05/2019	6.000000	136.31	140.80	0.00	140.80	0.00	0.00	0.00	(4.49)
DJRE	18/06/2021	25/07/2019	6.000000	136.31	139.30	0.00	139.30	0.00	0.00	0.00	(2.99)
DJRE	18/06/2021	10/06/2016	17.000000	386.21	376.49	0.00	376.49	9.72	0.00	9.72	0.00
DJRE	18/06/2021	10/06/2016	11.000000	249.89	243.61	0.00	243.61	6.28	0.00	6.28	0.00
Subtotal for DJRE - SPDR DJ GLOBAL REIT ETF UNITS			64.000000	1,453.95	1,486.06 ^A	0.00	1,486.06	16.00	0.00	16.00 ^A	(48.11) ^A (32.11)
IEM	28/01/2021	27/01/2021	2.000000	142.51	144.55	0.00	144.55	0.00	0.00	0.00	(2.04)
IEM	28/01/2021	25/06/2019	3.000000	213.76	184.67	0.00	184.67	29.09	0.00	29.09	0.00
IEM	28/01/2021	25/09/2019	3.000000	213.76	182.14	0.00	182.14	31.62	0.00	31.62	0.00
IEM	28/01/2021	25/09/2019	2.000000	142.50	121.43	0.00	121.43	21.07	0.00	21.07	0.00
IEM	28/01/2021	14/03/2019	1.000000	71.25	60.34	0.00	60.34	10.91	0.00	10.91	0.00
Subtotal for IEM - ISHS MSCI EMG MKTETF ETF UNITS			11.000000	783.78	693.13 ^A	0.00	693.13	92.69	0.00	92.69 ^A	(2.04) ^A

06 Gain/Loss Schedule

Realised Capital Gains/Losses

Security	Sale Date	Tax Date (Note 2)	Units	Net Proceeds (\$)	Cost Base (Note 1) (\$)	Indexed Cost Base (Note 1) (\$)	Reduced Cost Base (Note 1) (\$)	Gross Gain - Discounted (Note 3) (\$)	Gross Gain - Other (Note 4) (\$)	Total Gain (Note 5) (\$)	Losses (\$)
UR	16/12/2020	11/02/2020	2.000000	240.79	247.84	0.00	247.84	0.00	0.00	0.00	(7.05)
UR	16/12/2020	29/01/2020	1.000000	120.39	123.20	0.00	123.20	0.00	0.00	0.00	(2.81)
UR	16/12/2020	25/10/2019	2.000000	240.79	232.26	0.00	232.26	8.53	0.00	8.53	0.00
UR	16/12/2020	25/09/2019	2.000000	240.79	231.82	0.00	231.82	8.97	0.00	8.97	0.00
UR	16/12/2020	25/07/2019	2.000000	240.79	228.15	0.00	228.15	12.64	0.00	12.64	0.00
UR	16/12/2020	13/06/2018	2.000000	240.79	226.67	0.00	226.67	14.12	0.00	14.12	0.00
UR	29/03/2021	26/03/2021	1.000000	142.03	141.32	0.00	141.32	0.00	0.71	0.71	0.00
UR	29/03/2021	26/02/2021	1.000000	142.03	133.92	0.00	133.92	0.00	8.11	8.11	0.00
UR	29/03/2021	27/01/2021	1.000000	142.03	130.64	0.00	130.64	0.00	11.39	11.39	0.00
UR	29/03/2021	01/02/2021	1.000000	142.03	128.08	0.00	128.08	0.00	13.95	13.95	0.00
UR	29/03/2021	01/02/2021	4.000000	568.12	512.30	0.00	512.30	0.00	55.82	55.82	0.00
UR	29/03/2021	03/03/2020	6.000000	852.17	683.63	0.00	683.63	168.54	0.00	168.54	0.00
UR	29/03/2021	13/06/2018	2.000000	284.06	226.67	0.00	226.67	57.39	0.00	57.39	0.00
UR	18/06/2021	26/05/2021	1.000000	148.37	142.10	0.00	142.10	0.00	6.27	6.27	0.00
Subtotal for IJR - ISHARES SMALL-CAP ETF UNITS			28.000000	3,745.18	3,388.60	0.00	3,388.60	270.19	96.25	366.44	(9.86)
IVC	26/02/2021	09/02/2018	1.000000	11.24	15.35	0.00	15.35	0.00	0.00	0.00	(4.11)
Subtotal for IVC - INVOCARE LIMITED ORDINARY			1.000000	11.24	15.35	0.00	15.35	0.00	0.00	0.00	(4.11)
LNK	23/04/2021	25/02/2019	120.000000	638.88	898.37	0.00	898.37	0.00	0.00	0.00	(259.49)
LNK	23/04/2021	27/11/2019	34.000000	181.01	196.83	0.00	196.83	0.00	0.00	0.00	(15.82)
LNK	23/04/2021	27/11/2019	4.000000	21.30	23.16	0.00	23.16	0.00	0.00	0.00	(1.86)
Subtotal for LNK - LINK ADMIN HLDG ORDINARY			158.000000	841.19	1,118.36	0.00	1,118.36	0.00	0.00	0.00	(277.17)
MPO-MGE1AU	05/03/2021	25/01/2021	5,076.000000	0.00	0.00	0.00	0.00	0.00	0.00	0.00	0.00
Subtotal for MPO-MGE1AU - MAGELLAN PARTNERSHIP ENTITLEMENT - MGED001AU HOLDERS			5,076.000000	0.00	0.00	0.00	0.00	0.00	0.00	0.00	0.00
MQG	06/08/2020	06/03/2020	2.000000	249.27	264.47	0.00	264.47	0.00	0.00	0.00	(15.20)
MQG	06/08/2020	25/07/2019	1.000000	124.65	130.20	0.00	130.20	0.00	0.00	0.00	(5.55)
Subtotal for MQG - MACQUARIE GROUP LTD ORDINARY			3.000000	373.92	394.67	0.00	394.67	0.00	0.00	0.00	(20.75)
NAB	01/12/2020	27/11/2019	1.000000	23.02	26.19	0.00	26.19	0.00	0.00	0.00	(3.17)

06 Gain/Loss Schedule

Realised Capital Gains/Losses

Security	Sale Date	Tax Date (Note 2)	Units	Net Proceeds (S)	Cost Base (Note 1) (S)	Indexed Cost Base (Note 1) (S)	Reduced Cost- Base (Note 1) (S)	Gross Gain - Discounted (Note 3) (S)	Gross Gain - Other (Note 4) (S)	Total Gain (Note 5) (S)	Losses (S)
NAB	01/12/2020	27/11/2019	5.000000	115.09	130.94	0.00	130.94	0.00	0.00	0.00	(15.85)
NAB	01/12/2020	26/10/2018	12.000000	276.20	296.07	0.00	296.07	0.00	0.00	0.00	(19.87)
NAB	26/02/2021	26/10/2018	1.000000	24.76	24.67	0.00	24.67	0.09	0.00	0.09	0.00
Subtotal for NAB - NATIONAL AUST. BANK ORDINARY			19.000000	439.07	477.87 [^]	0.00	477.87	0.09	0.00	0.09 [^]	(38.89) [^]
SHL	06/08/2020	17/12/2018	1.000000	33.10	22.57	0.00	22.57	10.53	0.00	10.53	0.00
SHL	06/08/2020	17/12/2018	5.000000	165.49	112.79	0.00	112.79	52.70	0.00	52.70	0.00
SHL	06/08/2020	10/06/2016	1.000000	33.10	21.62	0.00	21.62	11.48	0.00	11.48	0.00
Subtotal for SHL - SONIC HEALTHCARE ORDINARY			7.000000	231.69	156.98 [^]	0.00	156.98	74.71	0.00	74.71 [^]	0.00
STO	26/02/2021	01/02/2021	1.000000	7.27	6.51	0.00	6.51	0.00	0.76	0.76	0.00
Subtotal for STO - SANTOS LTD ORDINARY			1.000000	7.27	6.51 [^]	0.00	6.51	0.00	0.76	0.76 [^]	0.00
SYD	23/09/2020	12/03/2020	21.000000	120.59	128.07	0.00	128.07	0.00	0.00	0.00	(7.48)
SYD	23/09/2020	12/03/2020	57.000000	327.30	347.63	0.00	347.63	0.00	0.00	0.00	(20.33)
SYD	26/02/2021	12/03/2020	3.000000	17.72	18.30	0.00	18.30	0.00	0.00	0.00	(0.58)
Subtotal for SYD - SYD AIRPORT STAPLED US PROHIBIT.			81.000000	465.61	494.00 [^]	0.00	494.00	0.00	0.00	0.00	(28.39) [^]
VAS	17/07/2020	25/09/2019	2.000000	152.42	172.63	0.00	172.63	0.00	0.00	0.00	(20.21)
VAS	17/07/2020	25/09/2019	2.000000	152.42	172.62	0.00	172.62	0.00	0.00	0.00	(20.20)
VAS	17/07/2020	25/07/2019	2.000000	152.42	172.51	0.00	172.51	0.00	0.00	0.00	(20.09)
VAS	17/07/2020	25/07/2019	11.000000	838.29	948.80	0.00	948.80	0.00	0.00	0.00	(110.51)
VAS	17/07/2020	25/10/2019	1.000000	76.21	85.49	0.00	85.49	0.00	0.00	0.00	(9.28)
VAS	17/07/2020	25/10/2019	14.000000	1,066.92	1,196.77	0.00	1,196.77	0.00	0.00	0.00	(129.85)
VAS	17/07/2020	03/03/2020	7.000000	533.46	576.98	0.00	576.98	0.00	0.00	0.00	(43.52)
VAS	17/07/2020	27/05/2019	6.000000	457.25	494.10	0.00	494.10	0.00	0.00	0.00	(36.85)
VAS	17/07/2020	27/05/2019	2.000000	152.42	164.70	0.00	164.70	0.00	0.00	0.00	(12.28)
VAS	17/07/2020	10/10/2018	6.000000	457.25	460.73	0.00	460.73	0.00	0.00	0.00	(3.48)
VAS	27/01/2021	10/10/2018	2.000000	172.71	153.58	0.00	153.58	19.13	0.00	19.13	0.00
VAS	27/01/2021	22/03/2018	3.000000	259.06	230.31	0.00	230.31	28.75	0.00	28.75	0.00
VAS	27/01/2021	22/03/2018	4.000000	345.41	307.08	0.00	307.08	38.33	0.00	38.33	0.00

06 Gain/Loss Schedule

Realised Capital Gains/Losses

Security	Sale Date	Tax Date (Note 2)	Units	Net Proceeds (\$)	Cost Base (Note 1) (\$)	Indexed Cost Base (Note 1) (\$)	Reduced Cost Base (Note 1) (\$)	Gross Gain - Discounted (Note 3) (\$)	Gross Gain - Other (Note 4) (\$)	Total Gain (Note 5) (\$)	Losses (\$)
VAS	27/01/2021	25/10/2017	5.000000	431.76	376.83	0.00	376.83	54.93	0.00	54.93	0.00
VAS	18/06/2021	26/05/2021	2.000000	189.36	182.93	0.00	182.93	0.00	6.43	6.43	0.00
VAS	18/06/2021	26/05/2021	7.000000	662.76	640.25	0.00	640.25	0.00	22.51	22.51	0.00
VAS	18/06/2021	27/04/2021	4.000000	378.72	360.29	0.00	360.29	0.00	18.43	18.43	0.00
VAS	18/06/2021	27/04/2021	3.000000	284.04	270.21	0.00	270.21	0.00	13.83	13.83	0.00
Subtotal for VAS - VNGD AUS SHARES ETF UNITS			83.000000	6,762.88	6,966.81	0.00	6,966.81	141.14	61.20	202.34	(406.27)
WBC	19/02/2021	16/06/2016	3.000000	72.10	85.64	0.00	85.64	0.00	0.00	0.00	(13.54)
WBC	19/02/2021	16/06/2016	1.000000	24.03	28.55	0.00	28.55	0.00	0.00	0.00	(4.52)
WBC	19/02/2021	25/06/2019	1.000000	24.03	28.29	0.00	28.29	0.00	0.00	0.00	(4.26)
WBC	19/02/2021	27/05/2019	1.000000	24.03	27.95	0.00	27.95	0.00	0.00	0.00	(3.92)
WBC	19/02/2021	26/04/2019	1.000000	24.03	27.72	0.00	27.72	0.00	0.00	0.00	(3.69)
WBC	19/02/2021	26/04/2019	1.000000	24.03	27.72	0.00	27.72	0.00	0.00	0.00	(3.69)
WBC	19/02/2021	29/01/2020	15.000000	360.50	378.83	0.00	378.83	0.00	0.00	0.00	(18.33)
Subtotal for WBC - WESTPAC BANKING CORP ORDINARY			23.000000	552.75	604.70	0.00	604.70	0.00	0.00	0.00	(51.95)
WDIV	16/12/2020	18/02/2020	2.000000	32.88	43.07	0.00	43.07	0.00	0.00	0.00	(10.19)
WDIV	16/12/2020	18/02/2020	25.000000	410.88	538.34	0.00	538.34	0.00	0.00	0.00	(127.46)
WDIV	16/12/2020	11/02/2020	16.000000	262.96	343.30	0.00	343.30	0.00	0.00	0.00	(80.34)
Subtotal for WDIV - SPDR GLOBAL DIVIDEND ETF UNITS			43.000000	706.72	924.71	0.00	924.71	0.00	0.00	0.00	(217.99)
WPL	01/02/2021	10/06/2016	4.000000	97.87	108.07	0.00	108.07	0.00	0.00	0.00	(10.20)
WPL	01/02/2021	19/03/2018	3.000000	73.40	81.00	0.00	81.00	0.00	0.00	0.00	(7.60)
WPL	01/02/2021	19/03/2018	1.000000	24.47	27.00	0.00	27.00	0.00	0.00	0.00	(2.53)
Subtotal for WPL - WOODSIDE PETROLEUM ORDINARY			8.000000	195.74	216.07	0.00	216.07	0.00	0.00	0.00	(20.33)
WXHG	18/06/2021	26/05/2021	1.000000	28.79	28.53	0.00	28.53	0.00	0.26	0.26	0.00
WXHG	18/06/2021	26/05/2021	5.000000	143.94	142.64	0.00	142.64	0.00	1.30	1.30	0.00
WXHG	18/06/2021	27/04/2021	2.000000	57.58	56.85	0.00	56.85	0.00	0.73	0.73	0.00
WXHG	18/06/2021	27/04/2021	5.000000	143.94	142.10	0.00	142.10	0.00	1.84	1.84	0.00
WXHG	18/06/2021	18/03/2021	6.000000	172.73	164.10	0.00	164.10	0.00	8.63	8.63	0.00

06 Gain/Loss Schedule

Realised Capital Gains/Losses

Security	Sale Date	Tax Date (Note 2)	Units	Net Proceeds (S)	Cost Base (Note 1) (S)	Indexed Cost Base (Note 1) (S)	Reduced Cost Base (Note 1) (S)	Gross Gain - Discounted (Note 3) (S)	Gross Gain - Other (Note 4) (S)	Total Gain (Note 5) (S)	Losses (S)
WXHG	18/06/2021	18/03/2021	1.000000	28.79	27.35	0.00	27.35	0.00	1.44	1.44	0.00
WXHG	18/06/2021	26/03/2021	1.000000	28.79	26.96	0.00	26.96	0.00	1.83	1.83	0.00
WXHG	18/06/2021	26/03/2021	6.000000	172.73	161.75	0.00	161.75	0.00	10.98	10.98	0.00
WXHG	18/06/2021	27/01/2021	8.000000	230.31	210.63	0.00	210.63	0.00	19.68	19.68	0.00
WXHG	18/06/2021	26/02/2021	6.000000	172.73	157.62	0.00	157.62	0.00	15.11	15.11	0.00
WXHG	18/06/2021	26/02/2021	2.000000	57.58	52.54	0.00	52.54	0.00	5.04	5.04	0.00
WXHG	18/06/2021	29/01/2020	2.000000	57.58	49.28	0.00	49.28	8.30	0.00	8.30	0.00
WXHG	18/06/2021	29/01/2020	1.000000	28.79	24.63	0.00	24.63	4.16	0.00	4.16	0.00
WXHG	18/06/2021	07/01/2020	2.000000	57.58	48.66	0.00	48.66	8.92	0.00	8.92	0.00
WXHG	18/06/2021	01/02/2021	2.000000	57.58	51.13	0.00	51.13	0.00	6.45	6.45	0.00
WXHG	18/06/2021	01/02/2021	23.000000	662.13	588.00	0.00	588.00	0.00	74.13	74.13	0.00
Subtotal for WXHG - SPDR WORLD EX OZ HDG ETF UNITS			73.000000	2,101.57	1,932.77 ^A	0.00	1,932.77	21.38	147.42	168.80 ^A	0.00
Managed Fund (Long)											
HOW0052AU	29/07/2020	15/03/2019	1,127.891800	1,360.24	1,350.37	0.00	1,350.37	9.87	0.00	9.87	0.00
HOW0052AU	21/05/2021	02/02/2021	34.659860	41.90	42.13	0.00	42.13	0.00	0.00	0.00	(0.23)
Subtotal for HOW0052AU - Kapstream Absolute Return Income Fund			1,162.551660	1,402.14	1,392.50 ^A	0.00	1,392.50	9.87	0.00	9.87 ^A	(0.23) ^A
MGE0001AU	20/07/2020	23/04/2020	292.502090	761.27	835.29	0.00	835.29	0.00	0.00	0.00	(74.02)
MGE0001AU	20/07/2020	13/04/2018	31.212020	81.23	72.37	0.00	72.37	8.86	0.00	8.86	0.00
Subtotal for MGE0001AU - Magellan Global Fund - Open Class Units			323.714110	842.50	907.66 ^A	0.00	907.66	8.86	0.00	8.86 ^A	(74.02) ^A
Total				25,113.86 ^A	23,938.32 ^A	0.00	23,938.32	1,882.78	601.85	2,484.63	(1,309.09)

Note 1: The calculation of the Cost Base, Reduced Cost Base and Indexed Cost Base for parcels belonging in holdings outside the Service/Fund, and for parcels that were held prior to the introduction of the Service/Fund have been based on data records supplied by investors or their advisers. Cost base is the cost base for tax purposes.

Note 2: Tax Date represents the effective date for the purpose of calculating the cost base for the parcel and any subsequent determination of capital gains for tax purposes. Generally, this is also the parcel's acquisition date.

Note 3: The Capital Gains under the discount method have been calculated prior to the application of the discount.

Note 4: Indexation of cost bases applies to assets acquired prior to 21 September 1999 and was 'frozen' on 30 September 1999 (i.e. no further indexation of the asset's cost base applies after that date). When a particular parcel of a security is eligible for indexation gains, it is shown in this column and is determined using the security's indexed cost base. Also shown in this column are capital gains that are not eligible for the CGT Discount due to the asset being held

(b) = 81175.54A

Steven Davis Real Estate

T (08) 9474 9909
M 0418 904 657



53 George St, Kensington WA 6151
www.sdre.com.au
steven@sdre.com.au

4th of August 2021

Beannaithe Pty Ltd As Trustees For The
Beannaithe Self Managed Superannuation Fund
3 Caulfield Close
Willetton WA 6155

Dear Ian & Julie,

RE: Property Appraisals for 8/73 King George Street, Victoria Park WA 6100
& 8/169 Hubert Street, East Victoria Park WA 6101

8/73-75 King George Street, Victoria Park WA 6100 current value \$205,000.00 \wedge End of Lease 18/01/2022

8/169 Hubert Street, East Victoria Park WA 6101 current value \$195,000.00 \wedge 02/02/2022

I believe this to be the value of both of these properties in today's market.

Warm Regards

Steven Davis
Licensee/Director
Steven Davis Real Estate
0418 904 657

Beannaithe SMSF 2021 - Contributions

Employer Contributions				
Date	Ian	Julie		
7/07/2020	\$ 3,423.85	\$ 979.43		Superchoice
29/07/2020		\$ 36.69		Quicksuper
12/08/2020		\$ 36.65		Quicksuper
26/08/2020		\$ 66.95		Quicksuper
9/09/2020		\$ 41.88		Quicksuper
16/10/2020	\$ 2,798.19	\$ 612.36		Superchoice
21/10/2020		\$ 36.65		Quicksuper
4/11/2020		\$ 93.93		Quicksuper
13/11/2020		\$ 46.97		Quicksuper
27/11/2020		\$ 38.16		Quicksuper
14/12/2020		\$ 101.97		Quicksuper
29/12/2020		\$ 36.65		Quicksuper
8/01/2021		\$ 129.39		Quicksuper
21/01/2021	\$ 3,438.46	\$ 634.64		Superchoice
22/01/2021		\$ 139.71		Quicksuper
5/02/2021		\$ 78.53		Quicksuper
19/02/2021		\$ 131.82		Quicksuper
4/03/2021	\$ 4,000.00			Superchoice
30/03/2021	\$ 8,000.00			Superchoice
21/04/2021	\$ 3,131.04	\$ 676.38		Superchoice
14/05/2021		\$ 92.75		Quicksuper
28/05/2021		\$ 114.28		Quicksuper
14/06/2021		\$ 41.10		Quicksuper
	\$ 24,791.54	\$ 4,166.89		
Non-Concessional				
11/01/2021		\$ 25,000.00		
11/01/2021		\$ 9,500.00		
29/06/2021	\$ 100,000.00	\$ -		
	\$ 100,000.00	\$ 34,500.00		
Concessional				
29/06/2021	\$ -	\$ 15,500.00		
	\$ -	\$ 15,500.00		
Totals	\$ 124,791.54	\$ 54,166.89		

BEANNAITHE SMSF

Page 1 of 1

ABN 14 609 236 085

Ledger Entries Report for the year ending 30 June, 2021

22/10/2021
12:20

Date	Trans No	Chq/Rec	Description	Code	Debit	Credit	Total
Account number 0716.01 - Employers contributions							
07/07/2020	000000004	R	SUPERCHOICE			4,403.28	(4,403.28)
			E				
16/10/2020	000000026	R	SUPERCHOICE			3,410.55	(7,813.83)
			E				
21/01/2021	000000050	R	SUPERCHOICE			4,073.10	(11,886.93)
			E				
04/03/2021	000000065	R	SUPERCHOICE			4,000.00	(15,886.93)
			E				
30/03/2021	000000069	R	SUPERCHOICE			8,000.00	(23,886.93)
			E				
21/04/2021	000000074	R	SUPERCHOICE			3,807.42	(27,694.35)
			E				
30/06/2021	000000777	J	Correctly allocate contributions		2,902.81		(24,791.54)
Total					2,902.81	27,694.35	
Account number 0716.02 - Employers contributions							
29/07/2020	000000007	R	QUICKSUPER			36.69	(36.69)
12/08/2020	000000012	R	QUICKSUPER			36.65	(73.34)
26/08/2020	000000016	R	QUICKSUPER			66.95	(140.29)
09/09/2020	000000023	R	QUICKSUPER			41.88	(182.17)
21/10/2020	000000027	R	QUICKSUPER			36.65	(218.82)
04/11/2020	000000031	R	QUICKSUPER			93.93	(312.75)
13/11/2020	000000033	R	QUICKSUPER			46.97	(359.72)
27/11/2020	000000036	R	QUICKSUPER			38.16	(397.88)
14/12/2020	000000041	R	QUICKSUPER			101.97	(499.85)
29/12/2020	000000042	R	QUICKSUPER			36.65	(536.50)
08/01/2021	000000046	R	QUICKSUPER			129.39	(665.89)
22/01/2021	000000051	R	QUICKSUPER			139.71	(805.60)
05/02/2021	000000056	R	QUICKSUPER			78.53	(884.13)
19/02/2021	000000059	R	QUICKSUPER			131.82	(1,015.95)
14/05/2021	000000082	R	QUICKSUPER			92.75	(1,108.70)
28/05/2021	000000083	R	QUICKSUPER			114.28	(1,222.98)
14/06/2021	000000091	R	QUICKSUPER			41.10	(1,264.08)
30/06/2021	000000777	J	Correctly allocate contributions			2,902.81	(4,166.89)
Total						4,166.89	

BEANNAITHE SMSF

ABN 14 609 236 085

Ledger Entries Report for the year ending 30 June, 2021

20/10/2021
16:34

Date	Trans No	Chq/Rec	Description	Code	Debit	Credit	Total
Account number 0750.01 - Non concessional contributions							
16/03/2021	000000066	R	ATO UNCLAIMED SUPER			336.01	(336.01)
29/06/2021	000000092	R	IAN WILMOT			50,000.00	(50,336.01)
Total						50,336.01	
Account number 0750.02 - Non concessional contributions							
11/01/2021	000000047	R	JULIE WILMOT			25,000.00	(25,000.00)
11/01/2021	000000048	R	JULIE WILMOT			25,000.00	(50,000.00)
29/06/2021	000000093	R	JULIE WILMOT			50,000.00	(100,000.00)
30/06/2021	000000771	J	Amount claimed as deduction		15,500.00		(84,500.00)
Total					15,500.00	100,000.00	

BEANNAITHE SMSF

Page 1 of 1

ABN 14 609 236 085**Ledger Entries Report for the year ending 30 June, 2021**20/10/2021
16:39

Date	Trans No	Chq/Rec	Description	Code	Debit	Credit	Total
Account number 0760.02 - Members taxable contributions							
30/06/2021	000000771	J	Amount claimed as deduction			15,500.00	(15,500.00)
Total						<u>15,500.00</u>	



Our reference: 7120983058805
 Phone: 13 10 20
 ABN: 14 609 236 085

THE TRUSTEE FOR BEANNAITHE SELF
 MANAGED SUPERANNUATION FUND
 3 CAULFIELD CL
 WILLETTON WA 6155

Rollover benefits statement for unclaimed superannuation

Our details

Name: Australian Taxation Office
 ABN: 51 824 753 556

Member's details		Rollover payment details	
Original contribution reference number:	7026396089983	Member account number:	SMSF116336150390
Service period start date:	1 December 1987	Member client identifier:	
TFN:	627 368 015	Unique superannuation identifier:	not provided
Name:	MR IAN S WILMOT	Tax free component:	\$7.97
Address:	3 CAULFIELD CL WILLETTON WA 6155	Taxable component:	\$328.04
		Taxed element	\$0.00
Date of birth:	11 May 1961	Untaxed element	\$336.01
Sex:	Male	Preserved amount:	

Chris Jordan
 Commissioner of Taxation



Australian Government
Australian Taxation Office

Agent D BAKER & ASSOCIATES PTY LTD
Client THE TRUSTEE FOR BEANNAITHE
SELF MANAGED
SUPERANNUATION FUND
ABN 14 609 236 085
TFN 369 003 454

Superannuation 002

Date generated 14/10/2021
Role name USM Remittance
Balance \$0.00

Transactions

2 results found - from 14 October 2019 to 14 October 2021 sorted by processed date ordered newest to oldest

Processed date	Effective date	Description	Debit (DR)	Credit (CR)	Balance
11 Mar 2021	16 Mar 2021	EFT refund for USM Remittance for the period from 11 Mar 21 to 31 Dec 99	\$336.01		\$0.00
11 Mar 2021	11 Mar 2021	Aggregated transfer from individual		\$336.01	\$336.01 CR

7/7/20

K-116

Employee Name	ADD	Memb Vol	Sal Sac	Memb No	DOB	Emp SGC	Emp
WILMOT	0.00	0.00	IAN 0.00	1 3,423.85	11051961	3,423.85	
WILMOT	0.00	0.00	JULIE 0.00	2 979.43	19091963	979.43	

64403.28

16/10/20

Employee Name	ADD	Memb Vol	Sal Sac	Memb No	DOB	Emp SGC	Emp
				Remit Amt			
WILMOT		0.00	IAN	1	11051961	2,798.19	
		0.00	0.00	2,798.19			
WILMOT		0.00	JULIE	2	19091963	612.36	
		0.00	0.00	612.36			

3K10-SS



Kennedy Baptist College

Re-Allocation Request

The Trustee for Beannaithe Self Managed Superannuation Fund

To Whom it May Concern,

On the 14th of January 2021, Kennedy Baptist College (ABN 212 075 16 794) made a quarterly Super Guarantee payment (for the period 1 Oct 2020 to 31 Dec 2020) to your Self Managed Superannuation Fund via the Mercer Spectrum platform. This was for the amount of \$4,073.10 with a reference ID of 66232467

The remittance advice provided to you by Mercer Spectrum incorrectly noted this contribution as Salary Sacrifice and not the Superannuation Guarantee that it should have been.

Please retain this advise for your records.

The member details and contribution amounts are listed below.

Regards

Greg Newell
Bursar
gnewell@kennedy.wa.edu.au
26 July 2021

21/1/21

Member Name	Total (\$)
WILMOT, IAN 1	3438.46
WILMOT, JULIE 2	634.64
TOTAL (\$)	4073.10

Employee Name	Memb No	DOB	Emp SGC	Emp
ADD Memb Vol	Sal Sac	Remit Amt		
WILMOT	IAN	1	11051961	0.00
0.00	0.00	4,000.00		4,000.00

Employee Name			Memb No	DOB	Emp SGC	Emp
ADD	Memb Vol	Sal Sac	Remit Amt			
WILMOT		IAN	1	11051961	0.00	
0.00	0.00	8,000.00	8,000.00			

21/6/21

Employee Name	ADD	Memb Vol	Sal Sac	Memb No	DOB	Emp SGC	Emp
WILMOT			IAN	1	11051961	3,131.04	
	0.00	0.00	0.00	3,131.04			
WILMOT			JULIE	2	19091963	676.38	
	0.00	0.00	0.00	676.38			
						3807.42	

TOTAL JULIE
2902.81

TOTAL 12791.54 - SGC
12000.00 - S/G.
24791.54

Beannaithe SMF

Interest Summary 2021

	ANZ 61883	Care Portfolio - Cash A/C's
31/07/2020	\$ 0.68	\$ -
31/08/2020	\$ 0.71	\$ -
30/09/2020	\$ 0.58	\$ -
30/10/2020	\$ 0.66	\$ 8.21
30/11/2020	\$ 0.62	\$ -
31/12/2020	\$ 0.50	\$ -
29/01/2021	\$ 0.94	\$ -
26/02/2021	\$ 0.66	\$ -
31/03/2021	\$ 0.73	\$ 7.31
30/04/2021	\$ 0.83	\$ -
30/06/2021	\$ 4.44	\$ 15.37
	<u>\$ 11.35</u>	<u>\$ 30.89</u>
Total		<u>\$ 42.24</u>

02 Interest Schedule

Source	Accrual Date	Date Received	Amount subject to withholding tax (\$)	Amount not subject to withholding tax (\$)	TFN Amounts Withheld (\$)	Net Amount Received (\$)
Cash Interest						
HOW0052AU Rebate 30/6/2020 - CARE Core Growth Portfolio	8/10/2020	8/10/2020	8.21	0.00	0.00	8.21
HOW0052AU Rebate 31/12/2020 - CARE Core Growth Portfolio	5/03/2021	5/03/2021	7.31	0.00	0.00	7.31
HOW0052AU Rebate 30/9/2020 - CARE Core Growth Portfolio	29/06/2021	29/06/2021	7.56	0.00	0.00	7.56
HOW0052AU Rebate 31/3/2021 - CARE Core Growth Portfolio	29/06/2021	29/06/2021	7.81	0.00	0.00	7.81
Subtotal for Cash Interest			30.89	0.00	0.00	30.89
Total			30.89	0.00	0.00	30.89

Beannaithe SMSF 2021

Dividend Schedule

Investment	Date	Franked	Unfranked	Unfranked CFI	Franking Credits	Total	Ref
AGL	25/09/2020	\$ 52.63	\$ 13.16	\$ -	\$ 22.56	\$ 88.35	O-1/2
	26/03/2021	\$ -	\$ 115.21	\$ -	\$ -	\$ 115.21	O-1/2
ANN	17/09/2020	\$ -	\$ -	\$ 13.72	\$ -	\$ 13.72	O-1/2
	10/03/2021	\$ -	\$ 4.37	\$ 15.32	\$ -	\$ 19.69	O-1/2
AZJ	31/03/2021	\$ 44.86	\$ 19.22	\$ -	\$ 19.22	\$ 83.30	O-1/2
BHP	22/09/2020	\$ 52.82	\$ -	\$ -	\$ 22.64	\$ 75.46	O-1/2
	23/03/2021	\$ 77.37	\$ -	\$ -	\$ 33.16	\$ 110.53	O-1/2
CBA	30/09/2020	\$ 19.60	\$ -	\$ -	\$ 8.40	\$ 28.00	O-1/2
	30/03/2021	\$ 31.50	\$ -	\$ -	\$ 13.50	\$ 45.00	O-1/2
CGC	8/10/2020	\$ 17.40	\$ -	\$ -	\$ 7.46	\$ 24.86	O-1/2
	8/04/2021	\$ 21.95	\$ -	\$ -	\$ 9.41	\$ 31.36	O-1/2
CSL	9/10/2020	\$ -	\$ -	\$ 7.35	\$ -	\$ 7.35	O-1/2
	1/04/2021	\$ -	\$ 1.52	\$ 5.23	\$ -	\$ 6.75	O-1/2
IVC	5/10/2020	\$ 33.61	\$ -	\$ -	\$ 14.40	\$ 48.01	O-1/2
	5/10/2020	\$ 8.36	\$ -	\$ -	\$ 3.58	\$ 11.94	O-1/2
	22/04/2021	\$ 11.27	\$ -	\$ -	\$ 4.83	\$ 16.10	O-1/2
LNK	25/09/2020	\$ 14.51	\$ 14.51	\$ -	\$ 6.22	\$ 35.24	O-1/2
	9/04/2021	\$ 25.30	\$ 16.87	\$ -	\$ 10.84	\$ 53.01	O-1/2
MQG	3/07/2020	\$ 15.84	\$ 23.76	\$ -	\$ 6.79	\$ 46.39	O-1/2
	22/12/2020	\$ 10.26	\$ -	\$ 15.39	\$ 4.40	\$ 30.05	O-1/2
NAB	3/07/2020	\$ 22.20	\$ -	\$ -	\$ 9.51	\$ 31.71	O-1/3

Beannaithe SMSF 2021

Dividend Schedule

Investment	Date	Franked	Unfranked	Unfranked CFI	Franking Credits	Total	Ref
	10/12/2020	\$ 25.80	\$ -	\$ -	\$ 11.06	\$ 36.86	O-1/3
RHC	31/03/2021	\$ 10.67	\$ -	\$ -	\$ 4.57	\$ 15.24	O-1/3
SHL	22/09/2020	\$ 6.58	\$ 15.35	\$ -	\$ 2.82	\$ 24.75	O-1/3
	24/03/2021	\$ 5.08	\$ 11.84	\$ -	\$ 2.18	\$ 19.10	O-1/3
STO	24/09/2020	\$ 8.07	\$ -	\$ -	\$ 3.46	\$ 11.53	O-1/3
	25/03/2021	\$ 18.57	\$ -	\$ -	\$ 7.96	\$ 26.53	O-1/3
TLS	24/09/2020	\$ 35.44	\$ -	\$ -	\$ 15.19	\$ 50.63	O-1/3
	26/03/2021	\$ 43.68	\$ -	\$ -	\$ 18.72	\$ 62.40	O-1/3
WBC	18/12/2020	\$ 26.04	\$ -	\$ -	\$ 11.16	\$ 37.20	O-1/3
	25/06/2021	\$ 42.34	\$ -	\$ -	\$ 18.15	\$ 60.49	O-1/3
WPL	18/09/2020	\$ 26.10	\$ -	\$ -	\$ 11.18	\$ 37.28	O-1/3
	24/03/2021	\$ 18.97	\$ -	\$ -	\$ 8.13	\$ 27.10	O-1/3
Totals		\$ 726.82	\$ 235.81	\$ 57.01	\$ 311.50	\$ 1,331.14	O-1/3

Total Franked \$ 1,038.32
(inc FC)

Total Unfranked \$ 292.82

Total \$ 1,331.14

03 Dividends Schedule

Dividends - Local Income

Holdings	Ex Date	Due Date	Franked	Unfranked	Unfranked CFI	Total Amount	Franking Credits (Note 1)	Tax Credits TFN Amounts	Total Assessable Income	Return of Capital (Note 2)	LIC Capital Gain (Note 3)	Exploration Credits
AGL	26/08/20	25/09/20	52.63	13.16	0.00	65.79	22.56	0.00	88.35	0.00	0.00	0.00
AGL	24/02/21	26/03/21	0.00	115.21	0.00	115.21	0.00	0.00	115.21	0.00	0.00	0.00
Subtotal for AGL			52.63	128.37	0.00	181.00	22.56	0.00	203.56	0.00	0.00	0.00
ANN	31/08/20	17/09/20	0.00	0.00	13.72	13.72	0.00	0.00	13.72	0.00	0.00	0.00
ANN	22/02/21	10/03/21	0.00	4.37	15.32	19.69	0.00	0.00	19.69	0.00	0.00	0.00
Subtotal for ANN			0.00	4.37	29.04	33.41	0.00	0.00	33.41	0.00	0.00	0.00
AZI	01/03/21	31/03/21	44.86	19.22	0.00	64.08	19.22	0.00	83.30	0.00	0.00	0.00
Subtotal for AZI			44.86	19.22	0.00	64.08	19.22	0.00	83.30	0.00	0.00	0.00
BHP	03/09/20	22/09/20	52.82	0.00	0.00	52.82	22.64	0.00	75.46	0.00	0.00	0.00
BHP	04/03/21	23/03/21	77.37	0.00	0.00	77.37	33.16	0.00	110.53	0.00	0.00	0.00
Subtotal for BHP			130.19	0.00	0.00	130.19	55.80	0.00	185.99	0.00	0.00	0.00
CBA	19/08/20	30/09/20	19.60	0.00	0.00	19.60	8.40	0.00	28.00	0.00	0.00	0.00
CBA	16/02/21	30/03/21	31.50	0.00	0.00	31.50	13.50	0.00	45.00	0.00	0.00	0.00
Subtotal for CBA			51.10	0.00	0.00	51.10	21.90	0.00	73.00	0.00	0.00	0.00
CGC	16/09/20	08/10/20	17.40	0.00	0.00	17.40	7.46	0.00	24.86	0.00	0.00	0.00
CGC	10/03/21	08/04/21	21.95	0.00	0.00	21.95	9.41	0.00	31.36	0.00	0.00	0.00
Subtotal for CGC			39.35	0.00	0.00	39.35	16.87	0.00	56.22	0.00	0.00	0.00
CSL	10/09/20	09/10/20	0.00	0.00	7.35	7.35	0.00	0.00	7.35	0.00	0.00	0.00
CSL	04/03/21	01/04/21	0.00	1.52	5.23	6.75	0.00	0.00	6.75	0.00	0.00	0.00
Subtotal for CSL			0.00	1.52	12.58	14.10	0.00	0.00	14.10	0.00	0.00	0.00
IVC	04/03/20	05/10/20	33.61	0.00	0.00	33.61	14.40	0.00	48.01	0.00	0.00	0.00
IVC	25/08/20	05/10/20	8.36	0.00	0.00	8.36	3.58	0.00	11.94	0.00	0.00	0.00
IVC	03/03/21	22/04/21	11.27	0.00	0.00	11.27	4.83	0.00	16.10	0.00	0.00	0.00
Subtotal for IVC			53.24	0.00	0.00	53.24	22.81	0.00	76.05	0.00	0.00	0.00
LNK	01/09/20	25/09/20	14.51	14.51	0.00	29.02	6.22	0.00	35.24	0.00	0.00	0.00
LNK	03/03/21	09/04/21	25.30	16.87	0.00	42.17	10.84	0.00	53.01	0.00	0.00	0.00
Subtotal for LNK			39.81	31.38	0.00	71.19	17.06	0.00	88.25	0.00	0.00	0.00
MQG	18/05/20	03/07/20	15.84	23.76	0.00	39.60	6.79	0.00	46.39	0.00	0.00	0.00
MQG	16/11/20	22/12/20	10.26	0.00	15.39	25.65	4.40	0.00	30.05	0.00	0.00	0.00
Subtotal for MQG			26.10	23.76	15.39	65.25	11.19	0.00	76.44	0.00	0.00	0.00

03 Dividends Schedule

Dividends - Local Income

Holdings	Ex Date	Due Date	Franked	Unfranked	Unfranked CFI	Total Amount	Franking Credits (Note 1)	Tax Credits - TFN Amounts	Total Assessable Income	Return of Capital (Note 2)	LIC Capital Gain (Note 3)	Exploration Credits
NAB	01/05/20	03/07/20	22.20	0.00	0.00	22.20	9.51	0.00	31.71	0.00	0.00	0.00
NAB	12/11/20	10/12/20	25.80	0.00	0.00	25.80	11.06	0.00	36.86	0.00	0.00	0.00
Subtotal for NAB			48.00	0.00	0.00	48.00	20.57	0.00	68.57	0.00	0.00	0.00
RHC	08/03/21	31/03/21	10.67	0.00	0.00	10.67	4.57	0.00	15.24	0.00	0.00	0.00
Subtotal for RHC			10.67	0.00	0.00	10.67	4.57	0.00	15.24	0.00	0.00	0.00
SHL	07/09/20	22/09/20	6.58	15.35	0.00	21.93	2.82	0.00	24.75	0.00	0.00	0.00
SHL	09/03/21	24/03/21	5.08	11.84	0.00	16.92	2.18	0.00	19.10	0.00	0.00	0.00
Subtotal for SHL			11.66	27.19	0.00	38.85	5.00	0.00	43.85	0.00	0.00	0.00
STO	25/08/20	24/09/20	8.07	0.00	0.00	8.07	3.46	0.00	11.53	0.00	0.00	0.00
STO	23/02/21	25/03/21	18.57	0.00	0.00	18.57	7.96	0.00	26.53	0.00	0.00	0.00
Subtotal for STO			26.64	0.00	0.00	26.64	11.42	0.00	38.06	0.00	0.00	0.00
TLS	26/08/20	24/09/20	35.44	0.00	0.00	35.44	15.19	0.00	50.63	0.00	0.00	0.00
TLS	24/02/21	26/03/21	43.68	0.00	0.00	43.68	18.72	0.00	62.40	0.00	0.00	0.00
Subtotal for TLS			79.12	0.00	0.00	79.12	33.91	0.00	113.03	0.00	0.00	0.00
WBC	11/11/20	18/12/20	26.04	0.00	0.00	26.04	11.16	0.00	37.20	0.00	0.00	0.00
WBC	13/05/21	25/06/21	42.34	0.00	0.00	42.34	18.15	0.00	60.49	0.00	0.00	0.00
Subtotal for WBC			68.38	0.00	0.00	68.38	29.31	0.00	97.69	0.00	0.00	0.00
WPL	24/08/20	18/09/20	26.10	0.00	0.00	26.10	11.18	0.00	37.28	0.00	0.00	0.00
WPL	25/02/21	24/03/21	18.97	0.00	0.00	18.97	8.13	0.00	27.10	0.00	0.00	0.00
Subtotal for WPL			45.07	0.00	0.00	45.07	19.31	0.00	64.38	0.00	0.00	0.00
Total			726.82	235.81	57.01	1,019.64	311.50	0.00	1,331.14	0.00	0.00	0.00

Note 1: Franking Credits includes Australian Franking Credits from NZ companies.

Note 2: Some return of capital components may have been reclassified as realised capital gains for tax purposes, if they have given rise to a capital gains event. The return of capital amount is shown in the Non-Assessable Income - Total Amount column in Schedule 08 Supporting Information - Summary of Income.

Note 3: The LIC (listed Investment Company) amount is included in the Franked or Unfranked dividend amount received. A portion of this amount may be allowed as a deduction to assessable income -- depending on the nature of the investing entity -- this portion is included in the "Deductions" section of Schedule 1 if applicable.

05 Franking Credits Lost Schedule

Security	Sale Date	Buy Date	Sale Quantity	Sale Amount (\$)	Buy Quantity	Buy Amount (\$)	Effective Quantity (LIFO)	Div/Dist Amount (\$)	Franking Credit Lost (\$)
STO	26/02/2021	1/02/2021	1.000000	7.28	17.000000	110.56	1.000000	0.06	0.03
Subtotal for STO			1.000000	7.28	17.000000	110.56	1.000000	0.06	0.03
Total Franking Credits Lost*									0.03

*NOTE: The Holding Period Rule uses a 45 day holding period for managed funds and general listed securities, and applies a 90 day holding period for preference shares. The franking credits lost relate to securities entitled to dividends/distributions with franking credits, when the securities may have been sold within 45 (or 90) days of the date of purchase. The Div/Dist Amount is the part of the dividend/distribution associated with the (potentially) lost franking credits. This report excludes analysis of any buy/sell transactions occurring external to the Service i.e. just prior to being in specie transferred into or out of the Service.

03 Dividends Schedule

Beannalthe Self Managed Superannuation Fund
24014946

Dividends - Foreign Income

Holdings	Ex Date	Due Date	Foreign Income	Foreign Tax Offset (Income)	Excess Withholding Tax (Note 1)	Total Assessable Income
AMC	02/09/20	23/09/20	25.60	0.00	0.00	25.60
AMC	23/11/20	15/12/20	26.48	0.00	0.00	26.48
AMC	23/02/21	16/03/21	26.92	0.00	0.00	26.92
AMC	25/05/21	15/06/21	30.54	0.00	0.00	30.54
Subtotal for AMC			109.54	0.00	0.00	109.54
VEU	23/06/20	21/07/20	92.78	19.88	19.88	132.54
VEU	27/09/20	20/10/20	123.43	26.45	26.45	176.33
VEU	22/12/20	22/01/21	151.57	32.48	32.48	216.53
VEU	23/03/21	22/04/21	61.63	13.21	13.21	88.05
Subtotal for VEU			429.41	92.02	92.02	613.45
VTS	26/06/20	24/07/20	79.46	17.02	17.02	113.50
VTS	28/09/20	26/10/20	77.18	16.54	16.54	110.26
VTS	29/12/20	28/01/21	81.66	17.50	17.50	116.66
VTS	26/03/21	27/04/21	75.73	16.23	16.23	108.19
Subtotal for VTS			314.03	67.29	67.29	448.61
Total			852.98	159.31	159.31	1,171.60

Note 1: Excess Withholding Tax refers to the portion of foreign withholding tax that cannot be claimed as a tax offset.

2 \$ 1012.29

Beannaithe SMSF 2021

Distribution Received

Investment	NPP	Franking Credit	Foreign Income	Foreign tax Credit	Discounted CG	CGT Concession	Gross Up Discounted CG	Other Gain	Tax Deferred	AMIT Cost Base Adjustment	Net Cash Distribution	Ref
DJRE	1.79	0.15	125.18	48.27	-	-	-	-	-	0.78	127.75	0-3/2,4,6
DJRE	4.47	-	286.78	-	-	-	-	-	-	1.81	293.06	0-3/2,4,6
	6.26	0.15	411.96	48.27	-	-	-	-	-	2.59	420.81	
HOW0052AU	75.78	-	6.19	-	-	-	-	-	-	-	81.97	0-3/2,4
HOW0052AU	76.77	-	6.27	-	-	-	-	-	-	-	83.04	0-3/2,4
HOW0052AU	54.40	-	4.44	-	-	-	-	-	-	-	58.84	0-3/2,4
HOW0052AU	517.01	-	42.20	-	-	-	-	-	-	-	559.21	0-3/2,4
	723.96	-	59.10	-	-	-	-	-	-	-	783.06	
IEM	-	-	185.16	32.77	25.59	-	25.59	0.04	-	-	236.38	0-3/4,7
IEM	-	-	179.99	31.85	24.86	-	24.86	0.04	-	-	229.75	0-3/4,7
	-	-	365.15	64.62	50.45	-	50.45	0.08	-	-	466.13	
IUR	-	-	74.01	13.19	-	-	-	-	-	-	74.01	0-3/4
IUR	-	-	54.32	9.68	-	-	-	-	-	-	54.32	0-3/4
IUR	-	-	61.95	11.04	-	-	-	-	-	-	61.95	0-3/4
IUR	-	-	56.13	10.00	-	-	-	-	-	-	56.13	0-3/4
	-	-	246.41	43.91	-	-	-	-	-	-	246.41	
IOO	-	-	60.30	10.63	4.85	-	4.85	-	-	-	70.00	0-3/4,7
IOO	-	-	131.38	23.15	10.57	-	10.57	-	-	-	152.52	0-3/4,7
	-	-	191.68	33.78	15.42	-	15.42	-	-	-	222.52	
MGE0001AU	-	-	-	-	96.01	-	96.01	-	-	217.17	409.19	0-3/6,7
MGE0001AU	-	-	-	-	124.81	-	124.81	-	-	282.33	531.95	0-3/6,7
	-	-	-	-	220.82	-	220.82	-	-	499.50	941.14	
OMG009AU	37.27	1.06	38.44	-	-	-	-	-	-	-	75.71	0-3/2,5,6
OMG009AU	38.88	1.11	40.11	-	-	-	-	-	-	-	78.99	0-3/2,5,6
OMG009AU	38.88	1.11	40.11	-	-	-	-	0.01	0.01	-	79.00	0-3/2,5,6
OMG009AU	34.04	0.97	35.09	-	-	-	-	-	-	-	69.13	0-3/2,5,6
OMG009AU	43.75	1.25	45.12	-	-	-	-	-	-	-	88.88	0-3/2,5,6
OMG009AU	56.72	1.62	58.49	-	-	-	-	0.01	0.01	-	115.21	0-3/2,5,6
OMG009AU	68.86	1.96	71.00	-	-	-	-	-	-	-	139.87	0-3/2,5,6
OMG009AU	51.67	1.47	53.28	-	-	-	-	0.01	0.01	-	104.95	0-3/2,5,6
OMG009AU	37.25	1.06	38.42	-	-	-	-	-	-	-	75.69	0-3/2,5,6
OMG009AU	84.58	2.41	87.21	-	-	-	-	0.02	0.02	-	171.79	0-3/2,5,6
OMG009AU	136.24	3.88	140.49	-	-	-	-	-	-	-	276.73	0-3/2,5,6

Beannaithe SMSF 2021

Distribution Received

Investment	NPP	Franking Credit	Foreign Income	Foreign tax Credit	Discounted CG	CGT Concession	Gross Up Discounted CG	Other Gain	Tax Deferred	AMIT Cost Base Adjustment	Net Cash Distribution	Ref																																															
OMG009AU	217.00	6.18	223.77	-	-	-	-	-	-	-	440.77	0-3/2,5,6																																															
	845.14	24.08	871.53	-	-	-	-	-	0.05	-	1,716.72																																																
	26.50	8.08	-	-	-	-	-	-	17.44	-	43.94	0-3/2,6																																															
SMILL	29.70	10.37	0.01	-	59.44	-	59.43	67.33	-	101.14	114.77	0-3/2,5,6,7																																															
	209.39	73.11	0.10	0.02	419.14	-	419.14	474.80	-	713.20	809.37	0-3/2,5,6,7																																															
	239.09	83.48	0.11	0.02	478.58	-	478.57	542.13	-	814.34	924.14																																																
SYD	10.93	-	-	-	-	-	-	-	-	10.93	-	0-3/3,6																																															
VAS	800.76	308.47	12.65	0.22	-	-	-	-	-	-	813.41	0-3/3,5,6,7																																															
	598.99	227.51	22.32	0.92	-	-	-	-	-	-	621.31	0-3/3,5,6,7																																															
	1,125.85	423.48	16.15	0.46	-	-	-	-	-	36.04	1,178.04	0-3/3,5,6,7																																															
	809.02	197.69	50.10	1.62	115.26	-	115.26	-	-	227.16	862.48	0-3/3,5,6,7																																															
WDIV	3,334.62	1,157.15	101.22	3.22	115.26	-	115.26	-	-	191.12	3,475.24																																																
WDIV	13.67	5.66	351.02	54.42	-	-	-	-	-	3.20	367.89	0-3/3,5,6																																															
	0.70	-	665.39	81.70	-	-	-	-	-	8.97	675.06	0-3/3,5,6																																															
WXHG	14.37	5.66	1,016.41	136.12	-	-	-	-	-	12.17	1,042.95																																																
	-	-	309.65	50.03	167.53	-	167.53	-	-	-	644.72	0-3/5,7																																															
	5,200.87	1,278.60	3,573.23	379.97	1,048.06	-	1,048.05	542.21	17.49	502.13	10,927.78	0-3/8																																															
<table border="0" style="width:100%"> <tr> <td style="width:10%">CG =</td> <td style="width:10%">2,638.32</td> <td style="width:10%">Less Disc</td> <td style="width:10%">1,758.88</td> <td style="width:10%">(Net)</td> <td style="width:10%">Add 2020</td> <td style="width:10%">4,137.49</td> <td style="width:10%">0-3/8</td> </tr> <tr> <td></td> <td>0-3/7</td> <td></td> <td>339</td> <td></td> <td>Less 2022</td> <td>5,255.02</td> <td>0-3/8</td> </tr> <tr> <td></td> <td></td> <td></td> <td></td> <td></td> <td>Cash Received</td> <td>9,810.25</td> <td></td> </tr> <tr> <td></td> <td></td> <td></td> <td></td> <td></td> <td>Add FC's</td> <td>1,278.60</td> <td>0-3/3</td> </tr> <tr> <td></td> <td></td> <td></td> <td></td> <td></td> <td>Add FITO</td> <td>379.97</td> <td>0-3/5</td> </tr> <tr> <td></td> <td></td> <td></td> <td></td> <td></td> <td></td> <td><u>11,468.82</u></td> <td></td> </tr> </table>												CG =	2,638.32	Less Disc	1,758.88	(Net)	Add 2020	4,137.49	0-3/8		0-3/7		339		Less 2022	5,255.02	0-3/8						Cash Received	9,810.25							Add FC's	1,278.60	0-3/3						Add FITO	379.97	0-3/5							<u>11,468.82</u>	
CG =	2,638.32	Less Disc	1,758.88	(Net)	Add 2020	4,137.49	0-3/8																																																				
	0-3/7		339		Less 2022	5,255.02	0-3/8																																																				
					Cash Received	9,810.25																																																					
					Add FC's	1,278.60	0-3/3																																																				
					Add FITO	379.97	0-3/5																																																				
						<u>11,468.82</u>																																																					

04 Distributions Schedule

Distributions - Local Income

Holdings	Ex Date	Due Date	Franked	Unfranked	Unfranked CFI	Interest - subject to withholding tax	Interest - not subject to withholding tax	Other Income (Note 1)	Total Amount	Franking Credits (Note 2)	Tax Credits TFN Amounts	Total Assessable Income	Early Stage Venture Capital Tax Offset	Early Stage Investor Tax Offset	Exploration Credits
DJRE	30/12/20	13/01/21	0.29	0.00	1.20	0.23	0.00	0.07	1.79	0.15	0.00	1.94 ✓	0.00	0.00	0.00
DJRE	29/06/21	12/07/21	0.00	0.00	0.00	0.15	0.42	3.50	4.47	0.00	0.00	4.47 ✓	0.00	0.00	0.00
Subtotal for DJRE			0.29	0.00	1.20	0.38	0.42	3.97	6.26	0.15	0.00	6.41 ▲	0.00	0.00	0.00
HOW0052AU	30/09/20	09/10/20	0.00	0.00	0.00	27.75	0.22	47.81	75.78	0.00	0.00	75.78 ✓	0.00	0.00	0.00
HOW0052AU	31/12/20	11/01/21	0.00	0.00	0.00	28.11	0.22	48.44	76.77	0.00	0.00	76.77 ✓	0.00	0.00	0.00
HOW0052AU	31/03/21	15/04/21	0.00	0.00	0.00	19.92	0.16	34.32	54.40	0.00	0.00	54.40 ✓	0.00	0.00	0.00
HOW0052AU	30/06/21	09/07/21	0.00	0.00	0.00	189.32	1.48	326.21	517.01	0.00	0.00	517.01 ✓	0.00	0.00	0.00
Subtotal for HOW0052AU			0.00	0.00	0.00	265.10	2.08	456.78	723.96	0.00	0.00	723.96	0.00	0.00	0.00
OMF0009AU	31/07/20	10/08/20	2.13	0.00	0.15	33.80	0.00	1.19	37.27	1.06	0.00	38.33	0.00	0.00	0.00
OMF0009AU	31/08/20	07/09/20	2.22	0.00	0.16	35.26	0.00	1.24	38.88	1.11	0.00	39.99	0.00	0.00	0.00
OMF0009AU	30/09/20	08/10/20	2.22	0.00	0.16	35.26	0.00	1.24	38.88	1.11	0.00	39.99	0.00	0.00	0.00
OMF0009AU	31/10/20	09/11/20	1.95	0.00	0.14	30.86	0.00	1.09	34.04	0.97	0.00	35.01	0.00	0.00	0.00
OMF0009AU	30/11/20	07/12/20	2.50	0.00	0.18	39.67	0.00	1.40	43.75	1.25	0.00	45.00	0.00	0.00	0.00
OMF0009AU	31/12/20	11/01/21	3.24	0.00	0.23	51.43	0.00	1.82	56.72	1.62	0.00	58.34	0.00	0.00	0.00
OMF0009AU	31/01/21	05/02/21	3.94	0.00	0.28	62.43	0.00	2.21	68.86	1.96	0.00	70.82	0.00	0.00	0.00
OMF0009AU	28/02/21	05/03/21	2.96	0.00	0.21	46.85	0.00	1.65	51.67	1.47	0.00	53.14	0.00	0.00	0.00
OMF0009AU	31/03/21	09/04/21	2.13	0.00	0.15	33.78	0.00	1.19	37.25	1.06	0.00	38.31	0.00	0.00	0.00
OMF0009AU	30/04/21	07/05/21	4.84	0.00	0.35	76.68	0.00	2.71	84.58	2.41	0.00	86.99	0.00	0.00	0.00
OMF0009AU	31/05/21	08/06/21	7.79	0.00	0.56	123.53	0.00	4.36	136.24	3.88	0.00	140.12	0.00	0.00	0.00
OMF0009AU	30/06/21	16/07/21	12.41	0.00	0.89	196.76	0.00	6.94	217.00	6.18	0.00	223.18	0.00	0.00	0.00
Subtotal for OMF0009AU			48.33	0.00	3.46	766.31	0.00	27.04	845.14	24.08	0.00	869.22 ▲	0.00	0.00	0.00
SKI - Loan	30/12/20	15/03/21	0.00	0.00	0.00	24.00	0.00	0.00	24.00	0.00	0.00	24.00	0.00	0.00	0.00
Subtotal for SKI - Loan			0.00	0.00	0.00	24.00	0.00	0.00	24.00	0.00	0.00	24.00 ▲	0.00	0.00	0.00
SKI - Trust	30/12/20	15/03/21	2.50 ✓	0.00	0.00	0.00	0.00	0.00	2.50	8.08	0.00	10.58	0.00	0.00	0.00
Subtotal for SKI - Trust			2.50	0.00	0.00	0.00	0.00	0.00	2.50	8.08	0.00	10.58 ▲	0.00	0.00	0.00
SMLL	04/01/21	19/01/21	20.09	1.74	2.20	0.94	0.00	4.73	29.70	10.37	0.00	40.07	0.00	0.00	0.00
SMLL	01/07/21	16/07/21	141.66	12.29	15.48	6.62	0.00	33.34	209.39	73.11	0.00	282.50	0.00	0.00	0.00
Subtotal for SMLL			161.75	14.03	17.68	7.56	0.00	38.07	239.09	83.48	0.00	322.57 ▲	0.00	0.00	0.00

04 Distributions Schedule

Distributions - Local Income

Holdings	Ex Date	Due Date	Franked	Unfranked	Unfranked CFI	Interest – subject to withholding tax	Interest – not subject to withholding tax	Other Income (Note 1)	Total Amount	Franking Credits (Note 2)	Tax Credits TPN Amounts	Total Assessable Income	Early Stage Venture Capital Tax Offset	Early Stage Investor Tax Offset	Exploration Credits
SYD - SAT1	30/12/20	31/12/20	0.00	0.00	0.00	10.93	0.00	0.00	10.93	0.00	0.00	10.93	0.00	0.00	0.00
Subtotal for SYD - SAT1			0.00	0.00	0.00	10.93	0.00	0.00	10.93	0.00	0.00	10.93	0.00	0.00	0.00
VAS	01/10/20	16/10/20	685.69	53.46	28.06	0.41	3.42	29.72	800.76	308.47	0.00	1,109.23	0.00	0.00	0.00
VAS	04/01/21	19/01/21	491.91	19.12	81.77	0.10	0.00	6.09	598.99	227.51	0.00	826.50	0.00	0.00	0.00
VAS	01/04/21	20/04/21	954.73	33.13	29.36	18.50	3.36	86.77	1,125.85	423.48	0.00	1,549.33	0.00	0.00	0.00
VAS	01/07/21	16/07/21	439.99	0.00	108.91	2.58	6.07	251.47	809.02	197.69	0.00	1,006.71	0.00	0.00	0.00
Subtotal for VAS			2,572.32	105.71	248.10	21.59	12.85	374.05	3,334.62	1,157.15	0.00	4,491.77	0.00	0.00	0.00
WDIV	30/12/20	13/01/21	11.32	1.76	0.00	0.59	0.00	0.00	13.67	5.66	0.00	19.33	0.00	0.00	0.00
WDIV	29/06/21	12/07/21	0.33	0.03	0.00	0.34	0.00	0.00	0.70	0.00	0.00	0.70	0.00	0.00	0.00
Subtotal for WDIV			11.65	1.79	0.00	0.93	0.00	0.00	14.37	5.66	0.00	20.03	0.00	0.00	0.00
Total			2,796.84	121.53	270.44	1,096.80	15.35	899.91	5,200.87	1,278.60	0.00	6,479.47	0.00	0.00	0.00

Note 1: Amounts classified as Other Income also include NCM1 and Excluded from NCM1 amounts. If these components have been received, details will appear in Additional Information for Non-Residents - NCM1 Components Detail in Schedule 8. Please refer to the Tax Guide for more information.

Note 2: Franking Credits includes Australian Franking Credits from NZ companies. These franking credits may be excluded from the total trust distributions shown in Schedule 1 and in your tax return items. Please refer to the Tax Guide for additional details.

04 Distributions Schedule

Distributions - Foreign Income

Holdings	Ex Date	Due Date	Foreign Income	Controlled Foreign Company (CFC) Income	Total Amount	Foreign Tax Offset (Income)	Excess Withholding Tax (Note 1)	Total Assessable Income
DJRE	30/12/20	13/01/21	125.18	0.00	125.18	48.27	0.00	173.45
DJRE	29/06/21	12/07/21	286.78	0.00	286.78	9.00	0.00	286.78
Subtotal for DJRE			411.96	0.00	411.96	48.27	0.00	460.23
HOW0052AU	30/09/20	09/10/20	6.19	0.00	6.19	0.00	0.00	6.19
HOW0052AU	31/12/20	11/01/21	6.27	0.00	6.27	9.00	0.00	6.27
HOW0052AU	31/03/21	15/04/21	4.44	0.00	4.44	0.00	0.00	4.44
HOW0052AU	30/06/21	09/07/21	42.20	0.00	42.20	0.00	0.00	42.20
Subtotal for HOW0052AU			59.10	0.00	59.10	0.00	0.00	59.10
IEM	22/12/20	06/01/21	185.16	0.00	185.16	32.77	0.00	217.93
IEM	01/07/21	13/07/21	179.99	0.00	179.99	31.85	0.00	211.84
Subtotal for IEM			365.15	0.00	365.15	64.62	0.00	429.77
UR	01/10/20	13/10/20	74.01	0.00	74.01	13.19	0.00	87.20
UR	22/12/20	06/01/21	54.32	0.00	54.32	9.68	0.00	64.00
UR	01/04/21	15/04/21	61.95	0.00	61.95	11.04	0.00	72.99
UR	01/07/21	13/07/21	56.13	0.00	56.13	10.00	0.00	66.13
Subtotal for UR			246.41	0.00	246.41	43.91	0.00	290.32
IOO	22/12/20	06/01/21	60.30	0.00	60.30	10.63	0.00	70.93
IOO	01/07/21	13/07/21	131.38	0.00	131.38	23.15	0.00	154.53
Subtotal for IOO			191.68	0.00	191.68	33.78	0.00	225.46
OMF0009AU	31/07/20	10/08/20	38.44	0.00	38.44	0.00	0.00	38.44
OMF0009AU	31/08/20	07/09/20	40.11	0.00	40.11	0.00	0.00	40.11
OMF0009AU	30/09/20	08/10/20	40.11	0.00	40.11	0.00	0.00	40.11
OMF0009AU	31/10/20	09/11/20	35.09	0.00	35.09	0.00	0.00	35.09
OMF0009AU	30/11/20	07/12/20	45.12	0.00	45.12	0.00	0.00	45.12
OMF0009AU	31/12/20	11/01/21	58.49	0.00	58.49	0.00	0.00	58.49
OMF0009AU	31/01/21	05/02/21	71.00	0.00	71.00	0.00	0.00	71.00
OMF0009AU	28/02/21	05/03/21	53.28	0.00	53.28	0.00	0.00	53.28
OMF0009AU	31/03/21	09/04/21	38.42	0.00	38.42	0.00	0.00	38.42
OMF0009AU	30/04/21	07/05/21	87.21	0.00	87.21	0.00	0.00	87.21
OMF0009AU	31/05/21	08/06/21	140.49	0.00	140.49	0.00	0.00	140.49

04 Distributions Schedule

Beanna/the Self Managed Superannuation Fund
24014946

Distributions - Foreign Income

Holdings	Ex Date	Due Date	Foreign Income	Controlled Foreign Company (CFC) Income	Total Amount	Foreign Tax Offset (Income)	Excess Withholding Tax (Note 1)	Total Assessable Income
OMF0009AU	30/06/21	16/07/21	223.77	0.00	223.77	0.00	0.00	223.77
Subtotal for OMF0009AU			871.53	0.00	871.53	0.00	0.00	871.53 [^]
SMLL	04/01/21	19/01/21	0.01	0.00	0.01	0.00	0.00	0.01
SMLL	01/07/21	16/07/21	0.10	0.00	0.10	0.02	0.00	0.12
Subtotal for SMLL			0.11	0.00	0.11	0.02	0.00	0.13 [^]
VAS	01/10/20	16/10/20	12.65	0.00	12.65	0.22	0.00	12.87
VAS	04/01/21	19/01/21	22.32	0.00	22.32	0.92	0.00	23.24
VAS	01/04/21	20/04/21	16.15	0.00	16.15	0.46	0.00	16.61
VAS	01/07/21	16/07/21	50.10	0.00	50.10	1.62	0.00	51.72
Subtotal for VAS			101.22	0.00	101.22	3.22	0.00	104.44 [^]
WDIV	30/12/20	13/01/21	351.02	0.00	351.02	54.42	0.00	405.44
WDIV	29/06/21	12/07/21	665.39	0.00	665.39	81.70	0.00	747.09
Subtotal for WDIV			1,016.41	0.00	1,016.41	136.12	0.00	1,152.53 [^]
WXHG	29/06/21	12/07/21	309.66	0.00	309.66	50.03	0.00	359.69
Subtotal for WXHG			309.66	0.00	309.66	50.03	0.00	359.69 [^]
Total			3,573.23 [^]	0.00	3,573.23	379.97 [^]	0.00	3,953.20

Note 1: Excess Withholding Tax refers to the portion of foreign withholding tax that cannot be claimed as a tax offset.

04 Distributions Schedule

Distributions - Non-Assessable Income

Holdings	Ex Date	Due Date	Tax Exempt	Tax Free	Tax Deferred (Note 1)	Return of Capital (Note 1)	Capital Gains Concession	Non-assessable Non-exempt Amount	Deductions	AMIT Cost Base Adjustment (Note 1, 2)	Total Amount	Net Exempt Income (Note 3)
DJRE	30/12/20	13/01/21	0.00	0.00	0.00	0.00	0.00	0.00	0.00	0.78	0.78	0.00
DJRE	29/06/21	12/07/21	0.00	0.00	0.00	0.00	0.00	0.00	0.00	1.81	1.81	0.00
Subtotal for DJRE			0.00	0.00	0.00	0.00	0.00	0.00	0.00	2.59 ^	2.59 ^	0.00
MGE0001AU	04/11/20	24/11/20	0.00	0.00	0.00	0.00	0.00	0.00	0.00	217.17	217.17	0.00
MGE0001AU	30/06/21	22/07/21	0.00	0.00	0.00	0.00	0.00	0.00	0.00	282.33	282.33	0.00
Subtotal for MGE0001AU			0.00	0.00	0.00	0.00	0.00	0.00	0.00	499.50 ^	499.50 ^	0.00
OMF0009AU	31/01/21	05/02/21	0.00	0.00	0.01	0.00	0.00	0.00	0.00	0.00	0.01	0.00
OMF0009AU	30/04/21	07/05/21	0.00	0.00	0.01	0.00	0.00	0.00	0.00	0.00	0.01	0.00
OMF0009AU	31/05/21	08/06/21	0.00	0.00	0.01	0.00	0.00	0.00	0.00	0.00	0.01	0.00
OMF0009AU	30/06/21	16/07/21	0.00	0.00	0.02	0.00	0.00	0.00	0.00	0.00	0.02	0.00
Subtotal for OMF0009AU			0.00	0.00	0.05	0.00	0.00	0.00	0.00	0.00	0.05	0.00
SKI - Trust	30/12/20	15/03/21	0.00	0.00	17.44	0.00	0.00	0.00	0.00	0.00	17.44	0.00
Subtotal for SKI - Trust			0.00	0.00	17.44	0.00	0.00	0.00	0.00	0.00	17.44	0.00
SMLL	04/01/21	19/01/21	0.00	0.00	0.00	0.00	0.00	0.00	0.00	(101.14)	(101.14)	0.00
SMLL	01/07/21	16/07/21	0.00	0.00	0.00	0.00	0.00	0.00	0.00	(713.20)	(713.20)	0.00
Subtotal for SMLL			0.00	0.00	0.00	0.00	0.00	0.00	0.00	(814.34) ^	(814.34)	0.00
SYD - SAT1	30/12/20	31/12/20	0.00	0.00	0.00	0.00	0.00	0.00	0.00	(10.93)	(10.93)	0.00
Subtotal for SYD - SAT1			0.00	0.00	0.00	0.00	0.00	0.00	0.00	(10.93) ^	(10.93)	0.00
VAS	01/04/21	20/04/21	0.00	0.00	0.00	0.00	0.00	0.00	0.00	36.04	36.04	0.00
VAS	01/07/21	16/07/21	0.00	0.00	0.00	0.00	0.00	0.00	0.00	(227.16)	(227.16)	0.00
Subtotal for VAS			0.00	0.00	0.00	0.00	0.00	0.00	0.00	(191.12) ^	(191.12)	0.00
WDIV	30/12/20	13/01/21	0.00	0.00	0.00	0.00	0.00	0.00	0.00	3.20	3.20	0.00
WDIV	29/06/21	12/07/21	0.00	0.00	0.00	0.00	0.00	0.00	0.00	8.97	8.97	0.00
Subtotal for WDIV			0.00	0.00	0.00	0.00	0.00	0.00	0.00	12.17 ^	12.17	0.00
Total			0.00	0.00	17.49 ^	0.00	0.00	0.00	0.00	(502.13) ^	(484.64)	0.00

Note 1: Some tax deferred, return of capital, and AMIT cost base decrease components of distributions shown as non-assessable income may have been reclassified as realised capital gains for tax purposes, if they have given rise to a capital gains event. Details are in 06 Gain/Loss Schedule.

Note 2: AMIT cost base decrease is displayed as a positive AMIT Cost Base Adjustment and is added to obtain the Total Amount. AMIT cost base increase is displayed as a negative AMIT Cost Base Adjustment and is subtracted to obtain the Total Amount. Cost base adjustments adjust the cost base for tax purposes.

04 Distributions Schedule

Distributions - Capital Gains (including Foreign Capital Gains)

Holdings	Ex Date	Due Date	Capital Gains Discounted		Capital Gains - Indexed		Capital Gains - Other		Capital Gains Gross Up	Total Amount	Foreign Tax Offsets (Capital Gains)	Total Assessable Income
			Capital Gains Discount (TARP)	Capital Gains Discount (NTARP)	Capital Gains Index (TARP)	Capital Gains Index (NTARP)	Capital Gains Other (TARP)	Capital Gains Other (NTARP)				
IEM	22/12/2020	6/01/2021	0.00	25.59	0.00	0.00	0.00	0.04	25.59	51.22	0.00	51.22
IEM	1/07/2021	13/07/2021	0.00	24.86	0.00	0.00	0.00	0.04	24.86	49.76	0.00	49.76
Subtotal for IEM			0.00	50.45	0.00	0.00	0.00	0.08	50.45	100.98	0.00	100.98
IOO	22/12/2020	6/01/2021	0.00	4.85	0.00	0.00	0.00	0.00	4.85	9.70	0.00	9.70
IOO	1/07/2021	13/07/2021	0.00	10.57	0.00	0.00	0.00	0.00	10.57	21.14	0.00	21.14
Subtotal for IOO			0.00	15.42	0.00	0.00	0.00	0.00	15.42	30.84	0.00	30.84
MGE0001AU	4/11/2020	24/11/2020	0.00	96.01	0.00	0.00	0.00	0.00	96.01	192.02	0.00	192.02
MGE0001AU	30/06/2021	22/07/2021	0.00	124.81	0.00	0.00	0.00	0.00	124.81	249.62	0.00	249.62
Subtotal for MGE0001AU			0.00	220.82	0.00	0.00	0.00	0.00	220.82	441.64	0.00	441.64
SMLL	4/01/2021	19/01/2021	0.38	59.06	0.00	0.00	0.01	67.32	59.43	186.20	0.00	186.20
SMLL	1/07/2021	16/07/2021	2.66	416.48	0.00	0.00	0.06	474.74	419.14	1,313.08	0.00	1,313.08
Subtotal for SMLL			3.04	475.54	0.00	0.00	0.07	542.06	478.57	1,499.28	0.00	1,499.28
VAS	1/07/2021	16/07/2021	0.00	115.26	0.00	0.00	0.00	0.00	115.26	230.52	0.00	230.52
Subtotal for VAS			0.00	115.26	0.00	0.00	0.00	0.00	115.26	230.52	0.00	230.52
WXHG	29/06/2021	17/07/2021	0.00	167.53	0.00	0.00	0.00	0.00	167.53	335.06	0.00	335.06
Subtotal for WXHG			0.00	167.53	0.00	0.00	0.00	0.00	167.53	335.06	0.00	335.06
Total			3.04	1,045.02	0.00	0.00	0.07	542.14	1,048.05	2,638.32	0.00	2,638.32

Note 1: TARP refers to taxable Australian real property, NTARP refers to non taxable Australian real property.

Note 2: NCMi capital gains and excluded from NCMi capital gains are included in the relevant capital gains figures above. If these components have been received, details will appear in Additional Information for Non-residents – NCMi Components Detail in Schedule 8.

= \$1048.061

= \$542.21

08 Supporting Information

Summary of Income

Cash Distribution Amount					Tax Component Amount					
Holdings	Income Distributed in Financial Year	Less 2020 entitlement (Note 1)	Add 2022 receipts (Note 2)	Total Distribution (Note 3)	Holdings	Assessable Income (Local) - Total Amount	Assessable Income (Foreign) - Total Amount	Non-Assessable Income - Total Amount	Capital Gains - Total Amount (Note 4)	Total Distribution
Distributions										
DJRE	319.49	191.76	293.06	420.79	DJRE	6.26	411.96	2.59	0.00	420.81
HOW0052AU	321.47	97.63	559.21	783.05	HOW0052AU	723.86	59.10	0.00	0.00	783.06
IEM	363.58	127.19	229.77	466.16	IEM	0.00	365.15	0.00	100.98	466.13
UR	272.63	82.35	56.13	246.41	UR	0.00	246.41	0.00	0.00	246.41
IOO	171.64	101.64	152.50	222.50	IOO	0.00	191.68	0.00	30.84	222.52
MGE0001AU	1,323.58	914.40	531.96	941.14	MGE0001AU	0.00	0.00	499.50	441.64	941.14
OMF0009AU	1,874.34	598.40	440.79	1,716.73	OMF0009AU	845.14	871.53	0.05	0.00	1,716.72
SKI	43.94	0.00	0.00	43.94	SKI	26.50	0.00	17.44	0.00	43.94
					SKI - Loan	24.00	0.00	0.00	0.00	24.00
					SKI - Trust	2.50	0.00	17.44	0.00	19.94
SMLL	237.35	122.58	809.35	924.12	SMLL	239.09	0.11	(814.34)	1,499.28	924.14
SYD	0.00	0.00	0.00	0.00	SYD	10.93	0.00	(10.93)	0.00	0.00
					SYD - SAT1	10.93	0.00	(10.93)	0.00	0.00
VAS	2,916.02	303.27	862.47	3,475.22	VAS	3,334.62	101.22	(191.12)	230.52	3,475.24
WDIV	1,242.53	874.64	675.07	1,042.96	WDIV	14.37	1,016.41	12.17	0.00	1,042.95
WXHG	723.63	723.63	644.71	644.71	WXHG	0.00	309.66	0.00	335.06	644.72
Subtotal for Distributions	9,810.20	4,137.49	5,255.02	10,927.73		5,200.87	3,573.23	(484.64)	2,638.32	10,927.78
Dividends										
AGL	181.00	0.00	0.00	181.00	AGL	181.00	0.00	0.00	0.00	181.00
AMC	109.54	0.00	0.00	109.54	AMC	0.00	109.54	0.00	0.00	109.54
ANN	33.41	0.00	0.00	33.41	ANN	33.41	0.00	0.00	0.00	33.41
AZJ	64.08	0.00	0.00	64.08	AZJ	64.08	0.00	0.00	0.00	64.08
BHP	130.19	0.00	0.00	130.19	BHP	130.19	0.00	0.00	0.00	130.19
CBA	51.10	0.00	0.00	51.10	CBA	51.10	0.00	0.00	0.00	51.10
CGC	39.35	0.00	0.00	39.35	CGC	39.35	0.00	0.00	0.00	39.35
CSL	14.10	0.00	0.00	14.10	CSL	14.10	0.00	0.00	0.00	14.10

08 Supporting Information

Summary of Income

Cash Distribution Amount					Tax Component Amount					
Holdings	Income Distributed in Financial Year	Less 2020 entitlement (Note 1)	Add 2022 receipts (Note 2)	Total Distribution (Note 3)	Holdings	Assessable Income (Local) Total Amount	Assessable Income (Foreign) Total Amount	Non-Assessable Income - Total Amount	Capital Gains - Total Amount (Note 4)	Total Distribution
IVC	53.24	0.00	0.00	53.24	IVC	53.24	0.00	0.00	0.00	53.24
LNK	71.19	0.00	0.00	71.19	LNK	71.19	0.00	0.00	0.00	71.19
MQG	65.25	0.00	0.00	65.25	MQG	65.25	0.00	0.00	0.00	65.25
NAB	48.00	0.00	0.00	48.00	NAB	48.00	0.00	0.00	0.00	48.00
RHC	10.67	0.00	0.00	10.67	RHC	10.67	0.00	0.00	0.00	10.67
SHL	38.85	0.00	0.00	38.85	SHL	38.85	0.00	0.00	0.00	38.85
STO	26.64	0.00	0.00	26.64	STO	26.64	0.00	0.00	0.00	26.64
TLS	79.12	0.00	0.00	79.12	TLS	79.12	0.00	0.00	0.00	79.12
VEU	429.41	0.00	0.00	429.41	VEU	0.00	429.41	0.00	0.00	429.41
VTS	314.03	0.00	0.00	314.03	VTS	0.00	314.03	0.00	0.00	314.03
W8C	68.38	0.00	0.00	68.38	W8C	68.38	0.00	0.00	0.00	68.38
WPL	45.07	0.00	0.00	45.07	WPL	45.07	0.00	0.00	0.00	45.07
Subtotal for Dividends	1,872.62	0.00	0.00	1,872.62		1,019.64	852.98	0.00	0.00	1,872.62
Total	11,682.82	4,137.49	5,255.02	12,800.35		6,220.51	4,426.21	(484.64)	2,638.32	12,800.40

Note 1: Income received during the tax year ended 30 June 2021 but included in your 30 June 2020 tax statement.

Note 2: Income received during the tax year ended 30 June 2022 but included in your 30 June 2021 tax statement.

Note 3: Total cash distribution taxable in financial year.

Note 4: The total assessable income amount for Capital Gains Schedule includes a capital gains gross up for discounted capital gains. In the case of non-AMIT funds the amount actually paid is identified as the 'concessional component' which is reported as a non-assessable amount. For the purpose of the reconciliation to cash the gross up for these funds have been removed from the 'Capital Gains - Total Amount'.

Note 5: Rounding differences may exist due to each tax component amount being calculated as a percentage against the cash received for each distribution.

Financial Year Statement



Statement period
From: 1 July 2020
To: 30 June 2021

BEANNAITHE PTY LTD
3 CAULFIELD CL
WILLETTON WA 6155

Property

Unit 8 / 169 Hubert St, East Victoria Park WA

Details	GST	Expense	Income
Rent *			\$10,453.71
Tenant Reimbursement - Electrical Consumption			\$529.80
Tenant Reimbursement-Gas Consumption			\$550.91
Electrical Repairs	\$16.00	\$176.00	
Electricity Consumption	\$24.10	\$796.34	
Gas Consumption	\$14.32	\$569.22	
Lease Renewal Fee	\$3.64	\$40.00	
Management Fee	\$75.20	\$826.97	
Smoke Alarm - Inspection Fee	\$9.90	\$108.90	
Strata Levy	\$83.14	\$1,829.00	
Water Rates	\$11.47	\$742.91	
	\$237.77	\$5,089.34	\$11,534.42

includes \$160 for inspections

Net Position at End of Period

\$6,445.08

* Total rent deduction(s) of \$0.00 applied during the statement period.
NOTE: Includes rent deduction(s) and removal of rent deductions.

*10/10
2102*

Ian & Julie Wilmot INVESTMENT PROPERTY RECORD


Property Address: 8/169 Hubert Street Victoria Park 6100		Settlement Date: Purchase Price																	
Property Type: 1 Bedroom Unit		Settlement Date:																	
Financial Year: 2019-2020		Ownership:																	
Management Rate: 7.00%		Lender:																	
Property Manager: Steven Davis Real Estate		Loan Account:																	
Property Manager:		Income Account:																	
		BEANNAITHE PTY LTD for BEANNAITHE SMSF 100%																	
		31/7/20																	
Month	Rent	Other	Total	NPBT	Capital Items														
July	800.00	100.00	900.00	716.05															
August	800.00	143.29	943.29	809.44															
September	800.00	201.79	1,001.79	-779.10															
October	848.00	197.72	1,045.72	218.98															
November	780.00	195.78	975.78	877.81															
December	1,170.00	152.92	1,322.92	820.74															
January	780.00		780.00	665.43															
February	780.00		780.00	665.35															
March	815.72	130.51	946.23	88.51															
April	880.00		880.00	558.05															
May	880.00		880.00	842.44															
June	1,319.99	148.70	1,468.69	(565.59)															
Total	10,453.71	1,080.71	11,534.42	5,171.73	0.00														
Expenditure																			
Month	Advertising(D)	Body Corporate Fees(E)	Cleaning(C)	Insurance(I)	Council Rates(H)	Gardening/Lawnmowing(J)	Interest on Loans(L)	Property agent Fees/commission(P)	Property agent inspection fees(P)	Property agent leasing fees(P)	Property agent lease/property condition report(P)	Repairs and Maintenance(O)	Water Charges(U)	Electricity(V)	Gas(V)	Land and Tax(M)	Postage and Petrol(S)	Sundry rental expenses(V)	Total Expenses
July								83.95					126.19	151.69					83.95
August								55.97						205.47	206.10				333.85
September					1,273.35			55.97	40.00										1,780.89
October		457.25						45.33					124.16						628.74
November		457.25						54.57	40.00					113.40					207.97
December		457.25						81.95					124.16		157.48				820.74
January								54.57		40.00									94.57
February								54.57	40.00				120.08						214.65
March		457.25						57.07				108.90		294.50					857.72
April								61.56					124.16		135.23				320.95
May								61.56				176.00							237.56
June		457.25							40.00				(124.16)	(81.28)	(70.41)				783.10
Total	0.00	1,823.00	0.00	0.00	1,273.65	0.00	0.00	566.97	160.00	40.00	0.00	284.90	742.81	796.34	589.22	0.00	0.00	0.00	6,382.69

(Jan expenses = \$783.10) = \$5579.59

Extension and variation of residential property lease



REGULATED
BY THE
WESTERN AUSTRALIAN
GOVERNMENT
REGISTRATION
DIVISION



PARTICULARS OF RELEASE

1. DATE: 03/02/2020

2. PROPERTY: 6/189 Hubert Street, East Victoria Park WA 6101

3. LESSOR: Beamalthe Pty Ltd
C/- Steven Davis Real Estate Licensed Real Estate and Business Agent
83 George Street
Kensington WA 6151
TELEPHONE: 9474 9909; E-MAIL: pm@edre.com.au

4. TENANT: Remond Origin

PARTICULARS OF VARIATION

The Lessor and Tenant AGREE to:

- Extend the Fixed Term of the Lease which will now expire on the 2nd day of February 2022
- Vary the Lease in the following manner:
Rent will be increased to \$220.00 per week payable fortnightly in advance as of the 29/03/2021.
The attached enclosure forms part of this Extension and Variation of Residential Property Lease:
Annexure "B" Rent Reviews Part C Item 2 (2.4) & Item 2 (2.6)
- Except as extended and varied above, in all other respects the Lease continues on the same terms and conditions of the Lease.

SIGNED

LESSOR / LESSOR'S AGENT	DATE	LESSOR / LESSOR'S AGENT	DATE
	11/01/2021		
TENANT	DATE	TENANT	DATE
	4/1/2021		4/1/2021

A true copy of this document has been received by each of the signatories hereto.

Annexure



Annexure ()

APPROVED BY THE REAL ESTATE INSTITUTE OF WESTERN AUSTRALIA INCORPORATED
FOR THE EXCLUSIVE USE OF REIWA MEMBERS

Please insert the relevant corresponding item number and heading.

Set out in appropriate sub-headings and cross-reference where appropriate.

ITEM	DESCRIPTION
Part C Rent Review	
Item 2 (2.4)	<p>(a) If this lease is a periodic tenancy, then the rent will be increased every Six (6) months using the following Method of Rent Review.</p> <p>If the lease is a fixed term tenancy agreement, then the rent will be increased on the following dates in the following manner:</p> <p>The Parties agree that on the relevant rent review date(s) referred to below the rent per week during the term of this fixed term lease will be increased by the method referred to below.</p> <p>Note: Any increase in rent must be no sooner than 6 months after the commencement date of this tenancy and the date of the last increase. The lessor must give to the tenant at least 60 days notice of the increase.</p> <p>The reviewed rental cannot be less than the rental payable in the immediately preceding period.</p> <p>Method of Rent Review A - Review Date: 30/06/2021</p> <p>A Fixed increase of 7.5% per week.</p>
Item 2 (2.5)	<p>(b) If this tenancy agreement is for a fixed term and the tenancy reverts to a periodic tenancy pursuant to section 70C of the Act, then the periodic rent upon expiry of the fixed term will be, for the first 30 days after the commencement of the periodic tenancy, the same rent that was payable at the end of the fixed term and, after that 30 day period, a sum being Not less than \$242.00 per week: (Increased Rent)</p> <p>PROVIDED THAT, in order for the Increased Rent to apply, the lessor must give the tenant at least 60 days notice of the Increased Rent and the commencement date for the Increased Rent must be no sooner than 6 months after the last rent increase.</p>

SIGNATURES





Financial Year Statement

Statement period
From: 1 July 2020
To: 30 June 2021

BEANNAITHE PTY LTD
3 CAULFIELD CL
WILLETTON WA 6155

Property

Unit 8 / 73 King George St, Victoria Park WA

Details	GST	Expense	Income
Rent *			\$11,739.29
Tenant Reimbursement - Electrical Consumption			\$918.50
Tenant Reimbursement-Gas Consumption			\$60.15
Electricity Consumption		\$1,158.92	
Gas Consumption		\$102.60	
General Maintenance		\$155.00	
Lease Renewal Fee	\$3.64	\$40.00	
Management Fee	\$80.10	\$880.51	
Smoke Alarm - Inspection Fee	\$9.90	\$108.90	
Strata Levy		\$2,540.00	
Water Rates		\$726.75	
	\$93.64	\$5,712.68	\$12,717.94

Net Position at End of Period

\$7,005.26

* Total rent deduction(s) of \$0.00 applied during the statement period.
NOTE: Includes rent deduction(s) and removal of rent deductions.

Ian & Julie Wilmot INVESTMENT PROPERTY RECORD

Property Address: 873-75 Victoria Park 6100		Settlement Date: Purchase Price					
Property Type: 1 Bedroom Unit		Settlement Date:					
Financial Year: 2020-2021		Ownership: BEANNAITHE PTY/LTD for BEANNAITHE SMSF 100%					
Management Rate: 7.00%		Lender:					
Property Manager: Steven Davis Real Estate		Loan Account:					
Property Manager:		Income Account:					
Income		Expenses		NPBT		Capital Items	
Month	Rent	Other	Total				
July	880.00	160.92	1,040.92	406.87	634.05		
August	880.00		880.00	216.56	663.44		
September	880.00		880.00	2,126.74	-1,246.74		
October	880.00	135.33	1,015.33	233.18	782.15		
November	880.00	130.27	1,010.27	391.57	618.70		
December	1,320.00		1,320.00	767.35	552.65		
January	880.00	14.26	894.26	396.76	497.50		
February	920.00	147.27	1,067.27	104.36	962.91		
March	960.00		960.00	692.52	27.49		
April	960.00		960.00	67.16	892.84		
May	659.29	191.74	1,051.03	464.17	586.86		
June	1,320.00	198.86	1,518.86	874.16	644.70		
Total	11,619.29	978.65	12,597.94	6,981.40	5,616.54	0.00	0.00

Income		Expenditure																	
Month	Advertising(D)	Body Corporate Fees(E)	Cleaning(G)	Insurance(K)	Council Rates(H)	Gardening/Lawnmowing(J)	Interest on Loans(L)	Property agent Fees/commission(P)	Property agent Inspection fees(P)	Property agent leasing fees(P)	Property Agent fees/property condition report(P)	Repairs and Maintenance(Q)	Water Charges(U)	Electricity(V)	Gas(V)	Land Tax(M)	Postage and Posties(S)	Sundry rental expenses(V)	Total Expenses
July							61.56	61.56	40.00		155.00	123.44	211.94	9.93					406.87
August							61.56	61.56	40.00										216.56
September				1,268.72			61.56	61.56	40.00										2,126.74
October							61.56	61.56	40.00				150.68	20.94					233.18
November							61.56	61.56	40.00	40.00			121.46	188.55					391.57
December							92.35	92.35	40.00										767.35
January							61.56	61.56	40.00				117.47	197.80	28.63				396.76
February							64.36	64.36	40.00		106.90								404.36
March							67.16	67.16											932.52
April							67.16	67.16	40.00										67.16
May							60.12	60.12	40.00					200.79	41.80				464.17
June														239.16					874.16
Total	0.00	2,540.00	0.00	0.00	1,268.72	0.00	720.51	160.00	40.00	40.00	0.00	263.90	725.75	1,166.92	102.60	0.00	0.00	0.00	6,981.40

Total Expenses = 6,981.40
 Total Income = 12,597.94
 Net Income = 5,616.54

Extension and variation of residential property lease



APPROVED BY THE WESTERN AUSTRALIAN GOVERNMENT FOR USE BY REAL ESTATE AGENTS



PARTICULARS OF LEASE

1. DATE: 18/12/2018

2. PROPERTY: 8/73 King George Street, Victoria Park WA 6100

3. LESSOR: Beannaithe Pty Ltd
 C/- Steven Davis Real Estate - Licensed Real Estate and Business Agent
 53 George Street, Kensington WA 6151
 TELEPHONE: 9474 9909; E-MAIL: pm@sdra.com.au

4. TENANT: Korakot Manona

PARTICULARS OF VARIATION

The Lessor and Tenant AGREE to:

- Extend the Fixed Term of the Lease which will now expire on the 18th day of January 2022
- Vary the Lease in the following manner:
 Rent will be increased to \$240.00 per week payable fortnightly in advance as of the 29/03/2021
 The attached annexure forms part of this Extension and Variation of Residential Property Lease:
 Annexure "B" Rent Reviews Part C Item 2 (2.4) & Item 2 (2.5)
- Except as extended and varied above, in all other respects the Lease continues on the same terms and conditions of the Lease

SIGNED

LESSOR / LESSOR'S AGENT	DATE
	21-12-2020

LESSOR / LESSOR'S AGENT	DATE

TENANT	DATE
	21/12/2020

TENANT	DATE

A true copy of this document has been received by each of the signatories hereto.



MEMBER OF THE REAL ESTATE INSTITUTE OF WESTERN AUSTRALIA INCORPORATED FOR THE EXCLUSIVE USE OF REIWA MEMBERS 0030 3997424





Annexure (B)

APPROVED BY THE REAL ESTATE INSTITUTE OF WESTERN AUSTRALIA INCORPORATED FOR THE EXCLUSIVE USE OF REIWA MEMBERS

Please insert the relevant corresponding Item number and heading. List items, with appropriate sub-headings and cross reference where appropriate.

ITEM	DESCRIPTION:
Part C Rent Reviews Item 2 (2.4)	<p>(a) If this lease is a periodic tenancy, then the rent will be increase every Six (6) months using the following Method of Rent Review. If this lease is a fixed term tenancy agreement, then the rent will be increased on the following dates in the following manner: The Parties agree that on the relevant rent review date(s) referred to below the rent per week during the term of this fixed term lease will be increased by the method referred to below. Note: Any increase in rent must be no sooner than 6 months after the commencement date of this tenancy and the date of the last increase. The lessor must give to the tenant at least 60 days notice of the increase. The reviewed rental cannot be less than the rental payable in the immediately preceding period. Method of Rent Review A- Review Date: 30/09/2021 A Fixed increase of 7.5% per week.</p>
Item 2 (2.5)	<p>(b) If this tenancy agreement is for a fixed term and the tenancy reverts to a periodic tenancy pursuant to section 76C of the Act, then the periodic rent upon expiry of the fixed term will be, for the first 30 days after the commencement of the periodic tenancy, the same rent that was payable at the end of the fixed term and, after that 30 day period, a sum being Not less than 10% increase. (Increased Rent). PROVIDED THAT, in order for the Increased Rent to apply, the lessor must give the tenant at least 60 days notice of the Increased Rent and the commencement date for the Increased Rent must be no sooner than 6 months after the last rent increase.</p>

SIGNATURES

D. BAKER & ASSOCIATES PTY LTD

Chartered Accountants

A.B.N. 96 099 535 065
PO BOX 310
MIDLAND, WA 6936
Unit 1, 4 Farrall Road, Midvale, WA
Phone (08) 9274 6637

C/- MR & MRS WILMOT
BEANNAITHE SMSF
3 CAULFIELD CLOSE
WILLETTON WA 6155

Statement

Ref: WIL10C
As at 30 June, 2021

Date	Description	Debit	Credit
01/07/2020	Invoice 027404 Issued	1,800.00	
14/08/2020	Receipt 028766 Applied Against Invoice 027404		1,800.00
04/03/2021	Invoice 028258 Issued	1,880.00	
16/03/2021	Receipt 029493 Applied Against Invoice 028258		1,880.00
			3680.00
			+ 488.00 (CMTD)
			<u>\$4168.00</u>

6872+ Days 0.00	5154 Days 0.00	3436 Days 0.00	1718 Days 0.00	Current 0.00	Amount Due:
---------------------------	--------------------------	--------------------------	--------------------------	------------------------	--------------------

Terms: Seven Days From Date Of Invoice

Please detach the portion below and forward with your payment

Remittance Advice

BEANNAITHE SMSF

ALL CREDIT CARD PAYMENTS attract a 1.25% charge

Ref: WIL10C
As at 30 June, 2021

Cheque Mastercard Visa

Amount Due:

Card Number

Cardholder Signature Expiry Date

PAYMENT CAN BE MADE DIRECTLY TO OUR BANK
BSB 06 6115 Account 1038 7658 D.Baker & Associates Pty Ltd

D. BAKER & ASSOCIATES PTY LTD
Chartered Accountants

A.B.N. 96 099 535 065
PO BOX 310
MIDLAND, WA 6936
Unit 1, 4 Farrall Road, Midvale, WA
Phone (08) 9274 6637

BEANNAITHE PTY LTD
3 CAULFIELD CLOSE
WILLETTON WA 6155

Statement

Ref: WIL10B
As at 30 June, 2021

Date	Description	Debit	Credit
27/05/2021	Invoice 028504 Issued	298.00	
09/06/2021	Receipt 029767 Applied Against Invoice 028504		298.00
09/06/2021	Invoice 028673 Issued	190.00	
11/06/2021	Receipt 029793 Applied Against Invoice 028673		190.00
			= 488.00

6872+ Days 0.00	5154 Days 0.00	3436 Days 0.00	1718 Days 0.00	Current 0.00	Amount Due:
---------------------------	--------------------------	--------------------------	--------------------------	------------------------	--------------------

Terms: Seven Days From Date Of Invoice

Please detach the portion below and forward with your payment

Remittance Advice

BEANNAITHE PTY LTD
ALL CREDIT CARD PAYMENTS attract a 1.25% charge

Ref: WIL10B
As at 30 June, 2021

Cheque Mastercard Visa


Amount Due:

Card Number

Cardholder Signature Expiry Date

PAYMENT CAN BE MADE DIRECTLY TO OUR BANK
BSB 06 6115 Account 1038 7658 D.Baker & Associates Pty Ltd

Prestige Portfolios Pty Ltd



Prestige Portfolios Pty Ltd

ABN 48 153 307 487

3 Whitehorse Drive, Harrisdale, WA 6112

P : 0435 210 194

come@prestigeportfolios.com.au

TAX INVOICE

Beannaithe SMSF
Att : Ian & Julie Wilmot
3 Caulfield Close
Willetton, WA, 6155

Invoice Number: 2025

Issue Date: 17/11/2020

Total Amount Due: \$ 4,400.00

Description of service	GST	Total
Ongoing Financial advice to maximise current and future income	\$400.00	\$ 4,400.00
TOTAL		\$ 4,400.00

ADVISER NAME: Corné Wilbers – Prestige Portfolios Pty Ltd

Please note : This invoice is payable within 7 days of Issue date.

PAYMENT METHODS

- Direct Debit** – Please complete the direct debit section and sign the enclosed Account Pay form. NOTE: Fees apply to transactions..
- Cheque** - Please make cheque payable to: "**GPS WEALTH LTD**" and forward to this office. Under no circumstances should a cheque be made payable to the adviser or this office.
- Credit Card** – Please complete the credit card section and sign the enclosed Account Pay form. NOTE: Fees apply to transactions.

17/11/20

TAX INVOICE

Supplier: Super Audits
Auditor: A.W. Boys
SMSF Auditor Number (SAN) 100014140
Registered Company Auditor (67793)
Address: Box 3376
Rundle Mall 5000
ABN: 20 461 503 652
Services: Auditing
Date: 29 June 2020

Recipient: Beannaithe Superannuation Fund
Address: C/- PO Box 310, MIDLAND WA 6936

Description of Services

Statutory audit of the Beannaithe Superannuation Fund for the financial year ending 30 June 2019.

Fee: \$400.00
GST: \$40.00
Total: \$440.00

Payment can be made with a cheque payable to Super Audits postal address being Box 3376 Rundle Mall 5000 or alternatively an EFT can be made BSB 015-056 Account No. 387392386.

Pd 13/8/2020
EFT Rec No 926074
AUDITING
DUE DILIGENCE
FORENSIC ACCOUNTING



SUPER AUDITS

TAX INVOICE

Supplier: Super Audits

Auditor: A.W. Boys
SMSF Auditor Number (SAN) 100014140
Registered Company Auditor (67793)

Address: Box 3376
Rundle Mall 5000

ABN: 20 461 503 652

Services: Auditing

Date: 4 March 2021

Recipient: Beannaithe Superannuation Fund

Address: C/- PO Box 310, MIDLAND WA 6936

Description of Services

Statutory audit of the Beannaithe Superannuation Fund for the financial year ending 30 June 2020.


Fee: \$400.00

GST: \$40.00

Total: \$440.00

Pd 21/4/2021.

Payment can be made with a cheque payable to Super Audits postal address being Box 3376 Rundle Mall 5000 or alternatively an EFT can be made BSB 015-056 Account No. 387392386





ASIC
Australian Securities & Investments Commission

Inquiries
www.asic.gov.au/invoices
1300 300 630

ABN 86 768 265 615

BEANNAITHE PTY LTD
D. BAKER & ASSOCIATES PTY LTD
PO BOX 310
MIDLAND DC WA 6936

INVOICE STATEMENT
Issue date 19 May 20
BEANNAITHE PTY LTD

ACN 169 610 128
Account No. 22 169610128

Summary

Opening Balance	\$0.00
New items	\$54.00
Payments & credits	\$0.00
TOTAL DUE	\$54.00

Please pay

Immediately	\$0.00
By 19 Jul 20	\$54.00

If you have already paid please ignore this invoice statement.

- Amounts are not subject to GST. (Treasurer's determination - exempt taxes, fees and charges).
- Payment of your annual review fee will maintain your registration as an Australian company.

Transaction details are listed on the back of this page

- Late fees will apply if you do NOT
 - tell us about a change during the period that the law allows
 - bring your company or scheme details up to date within 28 days of the date of issue of the annual statement, or
 - pay your review fee within 2 months of the annual review date.
- Information on late fee amounts can be found on the ASIC website.

*pd 16/7/2020
REC No: 559020*



ASIC
Australian Securities & Investments Commission

TOTAL DUE	\$54.00
Immediately	\$0.00
By 19 Jul 20	\$54.00

PAYMENT SLIP
BEANNAITHE PTY LTD

Payment options are listed on the back of this payment slip



Bill Code: 17301
Ref: 2291696101289

ACN 169 610 128 Account No: 22 169610128



22 169610128



*814 129 0002291696101289 12



ASIC
Australian Securities & Investments Commission

ABN 86 768 265 615

Inquiries
www.asic.gov.au/invoices
1300 300 630

BEANNAITHE PTY LTD
D. BAKER & ASSOCIATES PTY LTD
PO BOX 310
MIDLAND DC WA 6936

*pd 8/6/21
Log: 18562 00777
REC: 419668*

INVOICE STATEMENT
Issue date 19 May 21
BEANNAITHE PTY LTD

ACN 169 610 128
Account No. 22 169610128

Summary

Opening Balance	\$0.00
New items	\$55.00
Payments & credits	\$0.00
TOTAL DUE	\$55.00

Please pay

Immediately	\$0.00
By 19 Jul 21	\$55.00

- Amounts are not subject to GST. (Treasurer's determination - exempt taxes, fees and charges).
- Payment of your annual review fee will maintain your registration as an Australian company.

Transaction details are listed on the back of this page

If you have already paid please ignore this invoice statement.

- Late fees will apply if you do NOT
 - tell us about a change during the period that the law allows
 - bring your company or scheme details up to date within 28 days of the date of issue of the annual statement, or
 - pay your review fee within 2 months of the annual review date.
- Information on late fee amounts can be found on the ASIC website.



ASIC
Australian Securities & Investments Commission

PAYMENT SLIP
BEANNAITHE PTY LTD

TOTAL DUE	\$55.00
Immediately	\$0.00
By 19 Jul 21	\$55.00

Payment options are listed on the back of this payment slip

ACN 169 610 128 Account No: 22 169610128

	Biller Code: 17301
	Ref: 2291696101289



22 169610128



*814 129 0002291696101289 12



LIFE INSURANCE

11 September 2021



417230-001 003094(19549) H1
Beannaithe Pty Ltd
3 Caulfield Close
WILLETTON 6155
UNK

Policy number
93127987

Product type
MLC Insurance
Life Insured
Ian Wilmot

To Beannaithe Pty Ltd,

Annual Statement for Financial Year 2020/21

Superannuation: The Beannaithe SMSF

Life insured: Mr Ian Wilmot
Policy number: 93127987
Series: MLC Insurance
Annual premium as at 30 June 2021: \$3,332.75

Dear Trustee,

Thank you for your recent request for details of your insurance held in the name of the trustee for The Beannaithe SMSF. Please find below a summary of your insurance details.

Summary of your insurance details from 1 July 2020 to 30 June 2021

Sum insured as at 30 June 2021:

Death Benefit: \$351,774.91
Waiver: \$3,115.11

Caution! There is(are) more than one benefit which status is not 'Inforce'.

Total premiums paid between 1 July 2020 and 30 June 2021 were: \$3,332.75



Did you know that we have a dedicated MLC Life Insurance - Retail Insurance Support Team?

Call 13 65 25
Monday to Friday

Insurer
MLC Limited
ABN 90 000 000 402
AFSL 230694

PO Box 23455
Docklands VIC 3008

Tel 13 65 25
mlcinsurance.com.au

07 Expenses Schedule

Source	Managed Portfolio	Type	Date Paid	Deductible Amount (\$)	GST (\$)	Non-Deductible Amount (\$)	GST (\$)
Investment Management Fee Apr 2021 - CARE Enhanced International Equity Portfolio		Investment Management Fee	5/05/2021	12.30 ✓	0.30	0.00	0.00
Investment Management Fee Apr 2021 - CARE Core Growth Portfolio		Investment Management Fee	5/05/2021	77.78 ✓	1.90	0.00	0.00
Investment Management Fee Apr 2021 - CARE Enhanced Australian Equity Portfolio		Investment Management Fee	5/05/2021	14.01 ✓	0.35	0.00	0.00
Investment Management Fee Apr 2021 - Joseph Palmer & Sons Enhanced Australian Equity Portfolio	CARE Enhanced Australian Equity Portfolio	Investment Management Fee	5/05/2021	15.44 ✓	0.38	0.00	0.00
Buy HOW0052AU - Transaction Fee		Transaction Fee	28/05/2021	0.15 ✓	0.00	0.00	0.00
Buy OMF0009AU - Transaction Fee		Transaction Fee	1/06/2021	0.29 ✓	0.01	0.00	0.00
Portfolio Service Fees May 2021 - Hub24		Portfolio Service Fees	4/06/2021	122.95 ✓	3.95	0.00	0.00
Investment Management Fee May 2021 - CARE Active Portfolio		Investment Management Fee	4/06/2021	17.97 ✓	0.44	0.00	0.00
Investment Management Fee May 2021 - CARE Enhanced International Equity Portfolio		Investment Management Fee	4/06/2021	13.00 ✓	0.32	0.00	0.00
Investment Management Fee May 2021 - CARE Core Growth Portfolio		Investment Management Fee	4/06/2021	81.34 ✓	1.99	0.00	0.00
Investment Management Fee May 2021 - CARE Enhanced Australian Equity Portfolio		Investment Management Fee	4/06/2021	14.58 ✓	0.35	0.00	0.00
Investment Management Fee May 2021 - Joseph Palmer & Sons Enhanced Australian Equity Portfolio	CARE Enhanced Australian Equity Portfolio	Investment Management Fee	4/06/2021	16.06 ✓	0.40	0.00	0.00
Buy OMF0009AU - Transaction Fee		Transaction Fee	24/06/2021	5.42 ✓	0.13	0.00	0.00
Sell HOW0052AU - Transaction Fee		Transaction Fee	24/06/2021	0.04 ✓	0.00	0.00	0.00
Buy HOW0052AU - Transaction Fee		Transaction Fee	30/06/2021	0.14 ✓	0.00	0.00	0.00
Total				2,934.31 ✓	82.80	0.00	0.00

Note 1: Refer to the Statement of Advice (SOA) and/or Financial Services Guide (FSG) of your Adviser for details of fees payable to your Adviser and/or Dealer Group. Most fees charged to your account are assumed to be deductible for tax purposes – however we assume the contribution fee is not deductible. You should check your individual circumstances with your tax adviser.

07 Expenses Schedule

Source	Managed Portfolio	Type	Date Paid	Deductible Amount (\$)	GST (\$)	Non-Deductible Amount (\$)	GST (\$)
Licensee Fee Jun 2020 - GPS Wealth Ltd		Licensee Fees	3/07/2020	25.70 ✓	0.63	0.00	0.00
Portfolio Service Fees Jun 2020 - Hub24		Portfolio Service Fees	3/07/2020	100.89 ✓	3.38	0.00	0.00
Investment Management Fee Jun 2020 - CARE Active Portfolio		Investment Management Fee	3/07/2020	13.04 ✓	0.32	0.00	0.00
Investment Management Fee Jun 2020 - CARE Enhanced International Equity Portfolio		Investment Management Fee	3/07/2020	10.18 ✓	0.24	0.00	0.00
Investment Management Fee Jun 2020 - CARE Core Growth Portfolio		Investment Management Fee	3/07/2020	60.63 ✓	1.48	0.60	0.00
Investment Management Fee Jun 2020 - CARE Enhanced Australian Equity Portfolio		Investment Management Fee	3/07/2020	11.11 ✓	0.27	0.00	0.00
Investment Management Fee Jun 2020 - Joseph Palmer & Sons Enhanced Australian Equity Portfolio	CARE Enhanced Australian Equity Portfolio	Investment Management Fee	3/07/2020	12.22 ✓	0.30	0.00	0.00
Sell MGE0001AU - Transaction Fee		Transaction Fee	23/07/2020	0.86 ✓	0.02	0.00	0.00
Buy OMF0009AU - Transaction Fee		Transaction Fee	3/08/2020	1.47 ✓	0.03	0.00	0.00
Sell HOW0052AU - Transaction Fee		Transaction Fee	3/08/2020	1.39 ✓	0.03	0.00	0.00
Licensee Fee Jul 2020 - GPS Wealth Ltd		Licensee Fees	6/08/2020	26.86 ✓	0.65	0.00	0.00
Portfolio Service Fees Jul 2020 - Hub24		Portfolio Service Fees	6/08/2020	105.01 ✓	3.51	0.00	0.00
Investment Management Fee Jul 2020 - CARE Active Portfolio		Investment Management Fee	6/08/2020	13.76 ✓	0.33	0.00	0.00
Investment Management Fee Jul 2020 - CARE Enhanced International Equity Portfolio		Investment Management Fee	6/08/2020	10.17 ✓	0.25	0.00	0.00
Investment Management Fee Jul 2020 - CARE Core Growth Portfolio		Investment Management Fee	6/08/2020	63.10 ✓	1.54	0.00	0.00
Investment Management Fee Jul 2020 - CARE Enhanced Australian Equity Portfolio		Investment Management Fee	6/08/2020	11.54 ✓	0.29	0.00	0.00
Investment Management Fee Jul 2020 - Joseph Palmer & Sons Enhanced Australian Equity Portfolio	CARE Enhanced Australian Equity Portfolio	Investment Management Fee	6/08/2020	12.68 ✓	0.31	0.00	0.00
Licensee Fee Aug 2020 - GPS Wealth Ltd		Licensee Fees	3/09/2020	27.30 ✓	0.66	0.00	0.00
Portfolio Service Fees Aug 2020 - Hub24		Portfolio Service Fees	3/09/2020	105.90 ✓	3.54	0.00	0.00
Investment Management Fee Aug 2020 - CARE Active Portfolio		Investment Management Fee	3/09/2020	14.28 ✓	0.35	0.00	0.00
Investment Management Fee Aug 2020 - CARE Enhanced International Equity Portfolio		Investment Management Fee	3/09/2020	10.29 ✓	0.25	0.00	0.00
Investment Management Fee Aug 2020 - CARE Core Growth Portfolio		Investment Management Fee	3/09/2020	64.44 ✓	1.57	0.00	0.00

07 Expenses Schedule

Source	Managed Portfolio	Type	Date Paid	Deductible Amount (\$)	GST (\$)	Non-Deductible Amount (\$)	GST (\$)
Investment Management Fee Aug 2020 - CARE Enhanced Australian Equity Portfolio		Investment Management Fee	3/09/2020	11.64 ✓	0.29	0.00	0.00
Investment Management Fee Aug 2020 - Joseph Palmer & Sons Enhanced Australian Equity Portfolio	CARE Enhanced Australian Equity Portfolio	Investment Management Fee	3/09/2020	12.81 ✓	0.31	0.00	0.00
Expense Recovery 19/20		Portfolio Service Fees	2/10/2020	41.89 ✓	1.02	0.00	0.00
Licensee Fee Sep 2020 - GPS Wealth Ltd		Licensee Fees	5/10/2020	26.17 ✓	0.64	0.00	0.00
Portfolio Service Fees Sep 2020 - Hub24		Portfolio Service Fees	5/10/2020	101.98 ✓	3.41	0.00	0.00
Investment Management Fee Sep 2020 - CARE Active Portfolio		Investment Management Fee	5/10/2020	13.54 ✓	0.33	0.00	0.00
Investment Management Fee Sep 2020 - CARE Enhanced International Equity Portfolio		Investment Management Fee	5/10/2020	9.90 ✓	0.25	0.00	0.00
Investment Management Fee Sep 2020 - CARE Core Growth Portfolio		Investment Management Fee	5/10/2020	61.92 ✓	1.51	0.00	0.00
Investment Management Fee Sep 2020 - CARE Enhanced Australian Equity Portfolio		Investment Management Fee	5/10/2020	11.15 ✓	0.27	0.00	0.00
Investment Management Fee Sep 2020 - Joseph Palmer & Sons Enhanced Australian Equity Portfolio	CARE Enhanced Australian Equity Portfolio	Investment Management Fee	5/10/2020	12.28 ✓	0.30	0.00	0.00
Portfolio Service Fees Oct 2020 - Hub24		Portfolio Service Fees	4/11/2020	106.61 ✓	3.56	0.00	0.00
Investment Management Fee Oct 2020 - CARE Active Portfolio		Investment Management Fee	4/11/2020	14.36 ✓	0.35	0.00	0.00
Investment Management Fee Oct 2020 - CARE Enhanced International Equity Portfolio		Investment Management Fee	4/11/2020	10.43 ✓	0.26	0.00	0.00
Investment Management Fee Oct 2020 - CARE Core Growth Portfolio		Investment Management Fee	4/11/2020	65.31 ✓	1.59	0.00	0.00
Investment Management Fee Oct 2020 - CARE Enhanced Australian Equity Portfolio		Investment Management Fee	4/11/2020	11.82 ✓	0.29	0.00	0.00
Investment Management Fee Oct 2020 - Joseph Palmer & Sons Enhanced Australian Equity Portfolio	CARE Enhanced Australian Equity Portfolio	Investment Management Fee	4/11/2020	13.02 ✓	0.32	0.00	0.00
Portfolio Service Fees Nov 2020 - Hub24		Portfolio Service Fees	3/12/2020	104.76 ✓	3.47	0.00	0.00
Investment Management Fee Nov 2020 - CARE Active Portfolio		Investment Management Fee	3/12/2020	14.30 ✓	0.35	0.00	0.00
Investment Management Fee Nov 2020 - CARE Enhanced International Equity Portfolio		Investment Management Fee	3/12/2020	10.13 ✓	0.25	0.00	0.00
Investment Management Fee Nov 2020 - CARE Core Growth Portfolio		Investment Management Fee	3/12/2020	65.26 ✓	1.60	0.00	0.00

07 Expenses Schedule

Source	Managed Portfolio	Type	Date Paid	Deductible Amount (\$)	GST (\$)	Non-Deductible Amount (\$)	GST (\$)
Investment Management Fee Nov 2020 - CARE Enhanced Australian Equity Portfolio		Investment Management Fee	3/12/2020	11.89 ✓	0.29	0.00	0.00
Investment Management Fee Nov 2020 - Joseph Palmer & Sons Enhanced Australian Equity Portfolio	CARE Enhanced Australian Equity Portfolio	Investment Management Fee	3/12/2020	13.09 ✓	0.32	0.00	0.00
Buy MGE0001AU - Transaction Fee		Transaction Fee	21/12/2020	1.32 ✓	0.03	0.00	0.00
Portfolio Service Fees Dec 2020 - Hub24		Portfolio Service Fees	5/01/2021	109.92 ✓	3.64	0.00	0.00
Investment Management Fee Dec 2020 - CARE Active Portfolio		Investment Management Fee	5/01/2021	15.15 ✓	0.37	0.00	0.00
Investment Management Fee Dec 2020 - CARE Enhanced International Equity Portfolio		Investment Management Fee	5/01/2021	10.51 ✓	0.26	0.00	0.00
Investment Management Fee Dec 2020 - CARE Core Growth Portfolio		Investment Management Fee	5/01/2021	69.65 ✓	1.70	0.00	0.00
Investment Management Fee Dec 2020 - CARE Enhanced Australian Equity Portfolio		Investment Management Fee	5/01/2021	12.67 ✓	0.31	0.00	0.00
Investment Management Fee Dec 2020 - Joseph Palmer & Sons Enhanced Australian Equity Portfolio	CARE Enhanced Australian Equity Portfolio	Investment Management Fee	5/01/2021	13.95 ✓	0.34	0.00	0.00
Buy HOW0052AU - Transaction Fee		Transaction Fee	29/01/2021	1.05 ✓	0.02	0.00	0.00
Buy OMF0009AU - Transaction Fee		Transaction Fee	2/02/2021	0.42 ✓	0.01	0.00	0.00
Portfolio Service Fees Jan 2021 - Hub24		Portfolio Service Fees	3/02/2021	113.99 ✓	3.74	0.00	0.00
Investment Management Fee Jan 2021 - CARE Active Portfolio		Investment Management Fee	3/02/2021	15.47 ✓	0.38	0.00	0.00
Investment Management Fee Jan 2021 - CARE Enhanced International Equity Portfolio		Investment Management Fee	3/02/2021	10.37 ✓	0.25	0.00	0.00
Investment Management Fee Jan 2021 - CARE Core Growth Portfolio		Investment Management Fee	3/02/2021	70.51 ✓	1.72	0.00	0.00
Investment Management Fee Jan 2021 - CARE Enhanced Australian Equity Portfolio		Investment Management Fee	3/02/2021	12.68 ✓	0.31	0.00	0.00
Investment Management Fee Jan 2021 - Joseph Palmer & Sons Enhanced Australian Equity Portfolio	CARE Enhanced Australian Equity Portfolio	Investment Management Fee	3/02/2021	13.96 ✓	0.34	0.00	0.00
Buy HOW0052AU - Transaction Fee		Transaction Fee	3/02/2021	1.02 ✓	0.02	0.00	0.00
Buy MGE0001AU - Transaction Fee		Transaction Fee	4/02/2021	2.24 ✓	0.05	0.00	0.00
Buy OMF0009AU - Transaction Fee		Transaction Fee	5/02/2021	1.83 ✓	0.04	0.00	0.00
Buy HOW0052AU - Transaction Fee		Transaction Fee	2/03/2021	0.19 ✓	0.00	0.00	0.00
Portfolio Service Fees Feb 2021 - Hub24		Portfolio Service Fees	4/03/2021	106.51 ✓	3.46	0.00	0.00

07 Expenses Schedule

Source	Managed Portfolio	Type	Date Paid	Deductible Amount (\$)	GST (\$)	Non-Deductible Amount (\$)	GST (\$)
Investment Management Fee Feb 2021 - CARE Active Portfolio		Investment Management Fee	4/03/2021	15.19 ✓	0.37	0.00	0.00
Investment Management Fee Feb 2021 - CARE Enhanced International Equity Portfolio		Investment Management Fee	4/03/2021	10.42 ✓	0.26	0.00	0.00
Investment Management Fee Feb 2021 - CARE Core Growth Portfolio		Investment Management Fee	4/03/2021	68.58 ✓	1.67	0.00	0.00
Investment Management Fee Feb 2021 - CARE Enhanced Australian Equity Portfolio		Investment Management Fee	4/03/2021	12.20 ✓	0.30	0.00	0.00
Investment Management Fee Feb 2021 - Joseph Palmer & Sons Enhanced Australian Equity Portfolio	CARE Enhanced Australian Equity Portfolio	Investment Management Fee	4/03/2021	13.45 ✓	0.33	0.00	0.00
Buy OMF0009AU - Transaction Fee		Transaction Fee	4/03/2021	0.34 ✓	0.01	0.00	0.00
Buy HOW0052AU - Transaction Fee		Transaction Fee	22/03/2021	0.19 ✓	0.00	0.00	0.00
Buy OMF0009AU - Transaction Fee		Transaction Fee	23/03/2021	0.35 ✓	0.01	0.00	0.00
Buy MGE0001AU - Transaction Fee		Transaction Fee	23/03/2021	0.63 ✓	0.01	0.00	0.00
Buy HOW0052AU - Transaction Fee		Transaction Fee	30/03/2021	0.19 ✓	0.00	0.00	0.00
Buy OMF0009AU - Transaction Fee		Transaction Fee	1/04/2021	0.35 ✓	0.01	0.00	0.00
Buy OMF0009AU - Transaction Fee		Transaction Fee	6/04/2021	2.08 ✓	0.05	0.00	0.00
Portfolio Service Fees Mar 2021 - Hub24		Portfolio Service Fees	8/04/2021	118.14 ✓	3.83	0.00	0.00
Investment Management Fee Mar 2021 - CARE Active Portfolio		Investment Management Fee	8/04/2021	16.97 ✓	0.42	0.00	0.00
Investment Management Fee Mar 2021 - CARE Enhanced International Equity Portfolio		Investment Management Fee	8/04/2021	11.97 ✓	0.29	0.00	0.00
Investment Management Fee Mar 2021 - CARE Core Growth Portfolio		Investment Management Fee	8/04/2021	77.11 ✓	1.88	0.00	0.00
Investment Management Fee Mar 2021 - CARE Enhanced Australian Equity Portfolio		Investment Management Fee	8/04/2021	14.00 ✓	0.35	0.00	0.00
Investment Management Fee Mar 2021 - Joseph Palmer & Sons Enhanced Australian Equity Portfolio	CARE Enhanced Australian Equity Portfolio	Investment Management Fee	8/04/2021	15.43 ✓	0.38	0.00	0.00
Buy HOW0052AU - Transaction Fee		Transaction Fee	29/04/2021	0.19 ✓	0.00	0.00	0.00
Buy MGE0001AU - Transaction Fee		Transaction Fee	30/04/2021	0.62 ✓	0.01	0.00	0.00
Buy OMF0009AU - Transaction Fee		Transaction Fee	3/05/2021	0.36 ✓	0.01	0.00	0.00
Portfolio Service Fees Apr 2021 - Hub24		Portfolio Service Fees	5/05/2021	116.49 ✓	3.75	0.00	0.00
Investment Management Fee Apr 2021 - CARE Active Portfolio		Investment Management Fee	5/05/2021	17.10 ✓	0.42	0.00	0.00



TOWN OF VICTORIA PARK

Administration Centre
99 Shepperton Road
Victoria Park WA 6100

Locked Bag No. 437
Victoria Park WA 6979
ABN 77 284 859 739

Ph (08) 9311 8111
Fx (08) 9311 8181



Cashier office hours
Monday to Friday - 8.30am to 4.30pm

victoriapark.wa.gov.au
admin@vicpark.wa.gov.au

rate notice

FINANCIAL YEAR 2020/2021

tax invoice

FOR IMPORTANT INFORMATION SEE REVERSE SIDE OF THIS NOTICE

052 16146



Beannaithe Pty Ltd
3 Caulfield Close
WILLETTON WA 6155

ASSESSMENT NUMBER

28274

DATE OF ISSUE

25 August 2020

DUE DATE

2 October 2020

PROPERTY ADDRESS: 8/73-75 King George Street VICTORIA PARK WA 6100
LOT 8 STRATA 6690

WARD: Jarrah

MINIMUM RATE	VEN NUMBER	VALUATION	RATE: Cents in \$	ESL Category and Usage	ESL: Cents in \$
\$1,136	274028	GRV \$8,944	9.16	Category 1 - Residential	1.4839

DETAILS	ARREARS	CURRENT	DEFERRED	TOTAL
Residential Rates		\$1,136.00		\$1,136.00
ESL Category 1 - Residential		\$132.72		\$132.72

Total GST: \$0.00	<i>4 4214.71</i>	TOTAL DUE	\$1,268.72
-------------------	------------------	-----------	-------------------

PAYMENT OPTIONS

Option 1 - Payment in Full	Due By 2 October 2020	Total Option 1	\$1,268.72
Option 2 - Pay in Four Instalments	Instalment 1 Due By 2 October 2020 Instalment 2 Due By 8 December 2020 Instalment 3 Due By 23 February 2021 Instalment 4 Due By 28 April 2021	Total Option 2	\$1,296.24
Cost of Instalment Option: \$27.52			
Option 3 - Payment arrangement - Please contact the rates department to discuss this option if unable to pay in full or by instalments.			

Please Note: INTEREST IS ACCRUING ON ARREARS BALANCES.
Penalty interest will accrue on balances not received by the Due Date at 4% pa applied daily. (Excluding fully entitled pensioners/seniors)

PAY YOUR RATES IN FULL BY 2 OCTOBER 2020 TO BE ENTERED INTO THE RATES PRIZE DRAW.
SEE THE ENCLOSED COPY OF THE BUDGET BULLETIN FOR FURTHER INFORMATION.

rate notice

ARE YOU INTERESTED IN RECEIVING YOUR RATES NOTICE VIA EMAIL?

Register here

FIREBREAKS - All Property Owners to Comply

Under the Bush Fires Act 1954, all property owners and occupiers of land in the Town must establish and maintain firebreaks from 1 November to 30 April each year. During this time, properties - including residential, industrial and vacant land - are required by law to comply with firebreak specifications.

The maximum penalty for failure to correctly install a firebreak is \$10,000.

To find out if you are required to install a firebreak on your property, obtain a copy of the Firebreaks Notice, or for further information on Firebreaks, contact Rangers on 9311 8171, email admin@vicpark.wa.gov.au



rate notice

FINANCIAL YEAR 2020/2021

tax invoice

052 16150 

ASSESSMENT NUMBER

115766

Beannaithe Pty Ltd
3 Caulfield Close
WILLETTON WA 6155

DATE OF ISSUE

25 August 2020

DUE DATE

2 October 2020

FOR IMPORTANT
INFORMATION SEE
REVERSE SIDE OF
THIS NOTICE

PROPERTY ADDRESS: 8/169 Hubert Street EAST VICTORIA PARK WA 6101
LOT 8 STRATA 6573

WARD: Jarrah

MINIMUM RATE	VEN NUMBER	VALUATION	RATE: Cents in \$	ESL Category and Usage	ESL: Cents in \$
\$1,136	285858	GRV \$9,256	9.16	Category 1 - Residential	1.4839

DETAILS	ARREARS	CURRENT	DEFERRED	TOTAL
Residential Rates		\$1,136.00		\$1,136.00
ESL Category 1 - Residential		\$137.35		\$137.35
Total GST: \$0.00			TOTAL DUE	\$1,273.35

Handwritten notes: Pd 3/9/20 # 421 038

PAYMENT OPTIONS

Option 1 - Payment in Full	Due By 2 October 2020	Total Option 1	\$1,273.35
Option 2 - Pay in Four Instalments	Instalment 1 Due By 2 October 2020 Instalment 2 Due By 8 December 2020 Instalment 3 Due By 23 February 2021 Instalment 4 Due By 28 April 2021		\$325.22 \$325.22 \$325.22 \$325.21
Cost of Instalment Option: \$27.52		Total Option 2	\$1,300.87
Option 3 - Payment arrangement - Please contact the rates department to discuss this option if unable to pay in full or by instalments.			

Please Note: INTEREST IS ACCRUING ON ARREARS BALANCES.

Penalty interest will accrue on balances not received by the Due Date at 4% pa applied daily. (Excluding fully entitled pensioners/seniors)

PAY YOUR RATES IN FULL BY 2 OCTOBER 2020 TO BE ENTERED INTO THE RATES PRIZE DRAW.
SEE THE ENCLOSED COPY OF THE BUDGET BULLETIN FOR FURTHER INFORMATION.

rate notice

ARE YOU INTERESTED IN
RECEIVING YOUR RATES
NOTICE VIA EMAIL?

Register here

FIREBREAKS - All Property Owners to Comply

Under the Bush Fires Act 1954, all property owners and occupiers of land in the Town must establish and maintain firebreaks from 1 November to 30 April each year. During this time, properties - including residential, industrial and vacant land - are required by law to comply with firebreak specifications.

The maximum penalty for failure to correctly install a firebreak is \$10,000.

To find out if you are required to install a firebreak on your property, obtain a copy of the Firebreaks Notice, or for further information on Firebreaks, contact Rangers on 9311 8171, email admin@vicpark.wa.gov.au