
Workpapers - 2021 Financial Year

SEVERINO FAMILY SUPER

Preparer: Louisse Montiel

Reviewer: Steven Lee

Printed: 29 September 2022

Lead Schedule

2021 Financial Year

| Code | Workpaper | CY Balance | LY Balance | Change | Status |
|-------|---|----------------|----------------|------------|-----------|
| 23800 | Distributions Received | (\$315.00) | (\$245.52) | 28.3% | Completed |
| 23900 | Dividends Received | (\$2,568.06) | | 100% | Completed |
| 24200 | Contributions | (\$17,517.30) | (\$25,727.88) | (31.91)% | Completed |
| 24700 | Changes in Market Values of Investments | (\$54,518.20) | (\$1,846.49) | 2852.53% | Completed |
| 25000 | Interest Received | (\$18.78) | (\$682.93) | (97.25)% | Completed |
| 30100 | Accountancy Fees | \$970.00 | \$620.00 | 56.45% | Completed |
| 30400 | ATO Supervisory Levy | | \$259.00 | 100% | Completed |
| 30700 | Auditor's Remuneration | \$450.00 | \$450.00 | 0% | Completed |
| 46000 | Benefits Paid/Transfers Out | | \$500.00 | 100% | Completed |
| 48100 | Division 293 Tax | \$3,558.75 | \$3,375.40 | 5.43% | Completed |
| 48500 | Income Tax Expense | \$7,452.21 | (\$11,408.68) | (165.32)% | Completed |
| 49000 | Profit/Loss Allocation Account | \$62,506.38 | \$34,707.10 | 80.1% | Completed |
| 50000 | Members | (\$245,805.55) | (\$183,299.17) | 34.1% | Completed |
| 60400 | Bank Accounts | \$28,198.15 | \$19,202.41 | 46.85% | Completed |
| 77600 | Shares in Listed Companies (Australian) | \$195,892.93 | \$140,811.08 | 39.12% | Completed |
| 78000 | Stapled Securities | \$12,330.00 | \$9,765.00 | 26.27% | Completed |
| 85000 | Income Tax Payable /Refundable | \$1,500.29 | (\$43.90) | (3517.52)% | Completed |

| Code | Workpaper | CY Balance | LY Balance | Change | Status |
|-------|------------------------------|------------|--------------|----------|-----------|
| 86000 | PAYG Payable | (\$877.00) | (\$1,570.00) | (44.14)% | Completed |
| 88000 | Sundry Creditors | (\$885.00) | | 100% | Completed |
| 89000 | Deferred Tax Liability/Asset | \$9,646.18 | \$15,134.58 | (36.26)% | Completed |
| A | Financial Statements | | | | Completed |
| B | Permanent Documents | | | | Completed |
| C | Other Documents | | | | Completed |
| D | Pension Documentation | | | | Completed |
| E | Estate Planning | | | | Completed |

23800 - Distributions Received

2021 Financial Year

Preparer Louise Montiel

Reviewer Steven Lee

Status Completed

| Account Code | Description | CY Balance | LY Balance | Change |
|--------------|--------------------------------------|-------------------|-------------------|--------|
| SCG.AX2 | Scentre Group | (\$315.00) | | 100% |
| VAS.AX | Vanguard Australian Shares Index Etf | | (\$245.52) | 100% |
| TOTAL | | CY Balance | LY Balance | |
| | | (\$315.00) | (\$245.52) | |

Supporting Documents

- Distribution Reconciliation Report [Report](#)
- SCG_Issuer_Annual_Tax_Statement_2021_03_31.pdf [SCG.AX2](#)

Standard Checklist

- Attach a copy of all Tax Statements
- Attach a copy of Distribution Reconciliation Report
- Ensure all Distributions have been reviewed on [Distribution Tax Automation](#)

SEVERINO FAMILY SUPER

Distribution Reconciliation Report

For The Period 01 July 2020 - 30 June 2021

| Date | Payment Received | Non Primary Production Income (A) * ₁ | | | | Distributed Capital Gains (B) * ₂ | | | | | Foreign Income * ₃ | | Non-Assessable | | | Taxable Income |
|-------------------------------|------------------|--|-----------|-----------------|------------------|--|---------------------|----------------|---------|--------------|-------------------------------|-----------------|----------------|----------------|------------------------------------|----------------|
| | | Franked | Unfranked | Interest/ Other | Franking Credits | Discounted (After Discount) | Rate * ₅ | CGT Concession | Indexed | Other | Foreign Income | Foreign Credits | Tax Exempt | Tax Free | Tax Deferred / AMIT * ₆ | |
| Stapled Securities | | | | | | | | | | | | | | | | |
| SCG.AX Scentre Group | | | | | | | | | | | | | | | | |
| 26/02/2021 | 315.00 | | | | | | S | | | | | | | | 0.00 | |
| 30/06/2021 | 0.00 | 0.26 | | 310.92 | 0.11 | | I | | | 25.83 | 0.48 | | | (22.01) | 337.60 | |
| | 315.00 | 0.26 | | 310.92 | 0.11 | | | | | 25.83 | 0.48 | | | (22.01) | 337.60 | |
| <i>Net Cash Distribution:</i> | <i>315.00</i> | | | | | | | | | | | | | | | |
| | 315.00 | 0.26 | | 310.92 | 0.11 | | | | | 25.83 | 0.48 | | | (22.01) | 337.60 | |

SEVERINO FAMILY SUPER

Distribution Reconciliation Report

For The Period 01 July 2020 - 30 June 2021

| Date | Non Primary Production Income (A) * ₁ | | | | Distributed Capital Gains (B) * ₂ | | | | Foreign Income * ₃ | | Non-Assessable | | | Taxable Income | |
|--------------|--|-------------|-----------|-----------------|--|---------------------|----------------|---------|-------------------------------|----------------|-----------------|------------|----------|----------------|------------------------------------|
| | Payment Received | Franked | Unfranked | Interest/ Other | Discounted (After Discount) | Rate * ₅ | CGT Concession | Indexed | Other | Foreign Income | Foreign Credits | Tax Exempt | Tax Free | | Tax Deferred / AMIT * ₆ |
| TOTAL | 315.00 | 0.26 | | 310.92 | 0.11 | | | | | 25.83 | 0.48 | | | (22.01) | 337.60 |

Total Distributed Gains

| Discount Rate | Discounted | Gross |
|-------------------|-------------|-------------|
| Superfund 1/3 | 0.00 | 0.00 |
| Individual 50%(I) | 0.00 | 0.00 |
| Total | 0.00 | 0.00 |

*₁ Summary of Non Primary Production Income (A)

| Tax Label | Franked | Unfranked | Interest/Other | Less Other Deduction | Income Before Credits * ₇ | Franking Credits | Total Including Credits |
|-------------------------------|---------|-----------|----------------|----------------------|--------------------------------------|------------------|-------------------------|
| 11M Gross trust distributions | 0.26 | | 310.92 | | 311.18 | 0.11 | 311.29 |

*₂ Forms part of the Net Capital Gains calculation for Tax Label 11A.

*₃ Forms part of the Foreign Credits calculation for Tax Label 11D, D1, 13C1.

*₄ Taxable Income is designed to match Tax Statement provided by Fund Manager.

Taxable Income in the SMSF Annual Return will be different due to application of Capital Losses in Net Capital Gain calculation and application of different discount method.

*₅ This is the discount rate selected for the transaction. "S" being Super Funds at 1/3 and "I" being Individual at 50%.

*₆ AMIT cost base net increase is reflected as negative amount i.e. negative tax deferred and AMIT cost base net decrease is reflected as positive amount i.e. positive tax deferred.

*₇ Sum of Income Before Credits reconciles with Taxable Trust Distributions in Statement of Taxable Income.

^ Variance between Payment Received and Net Cash Distribution.

2021 TAX STATEMENT

034587 000 SCG



MR CLAYTON SEVERINO &
 MRS BRONWYN LOUISE SEVERINO
 <SEVERINO FAMILY S/F A/C>
 49 CARINA ROAD
 OYSTER BAY NSW 2225

31 March 2021

SCG Holder No: HIN WITHHELD

Attribution Managed Investment Trust Member Annual Tax Statement for the 30 June 2021 Year

Part A: 2021 tax return (supplementary section) items for a resident individual

This Statement includes all distributions paid by the entities in Scentre Group (consisting of Scentre Group Limited, Scentre Group Trust 1, Scentre Group Trust 2 and Scentre Group Trust 3) in respect of the period 1 July 2020 to 30 June 2021.

| | SGL | SGT1 | SGT2 | SGT3 | Tax Return Label |
|--|-----|----------|----------|------|------------------|
| Tax Return - Income Section | | | | | |
| Dividends - franked | Nil | | | Nil | 11T |
| Franking credit | Nil | | | Nil | 11U |
| TFN amounts withheld | Nil | | | Nil | 11V |
| Tax Return - Supplementary Section | | | | | |
| Non-primary production income | | | | | |
| - Share of net income from trusts | | \$201.57 | \$109.35 | | 13U |
| - Franked distributions from trusts | | \$0.37 | Nil | | 13C |
| Share of franking credits from franked distributions | | \$0.11 | Nil | | 13Q |
| TFN amounts withheld | | Nil | Nil | | 13R |
| Total current year capital gains - grossed up | | Nil | Nil | | 18H |
| Net capital gain | | Nil | Nil | | 18A |
| Assessable foreign source income | | \$12.18 | \$14.13 | | 20E |
| Other net foreign source income | | \$12.18 | \$14.13 | | 20M |
| Foreign income tax offsets | | \$0.26 | \$0.22 | | 20O |

| AMIT Cost Base Adjustments | SGT1 | SGT2 |
|--|---------|--------|
| AMIT cost base net amount - excess (reduce cost base) | Nil | Nil |
| AMIT cost base net amount - shortfall (increase cost base) | \$14.41 | \$7.62 |

Use only this Tax Statement to complete your 2021 Tax Return, it includes all distributions/dividends paid by the entities in Scentre Group that should be included in your 2021 Tax Return.

Please retain this statement for income tax purposes

The information shown on this statement is also reported to the Australian Taxation Office. This Tax Statement should be read in conjunction with the 2021 Scentre Group Tax Return Guide, which is available on the Scentre Group website at <http://www.scentregroup.com/investors/taxation-information>

2021 TAX SUMMARY

034587 000 SCG

MR CLAYTON SEVERINO &
 MRS BRONWYN LOUISE SEVERINO
 <SEVERINO FAMILY S/F A/C>
 49 CARINA ROAD
 OYSTER BAY NSW 2225

31 March 2021

SCG Holder No: HIN WITHHELD

| Net Distribution/Dividend Amount for the 12 months to 30 June 2021 | Scentre Group Limited | Scentre Group Trust 1 | Scentre Group Trust 2 | Scentre Group Trust 3 | Total |
|--|-----------------------|-----------------------|-----------------------|-----------------------|-----------------|
| Distribution/Dividend paid 28 August 2020 | Nil | Nil | Nil | Nil | Nil |
| Distribution/Dividend paid 26 February 2021 | Nil | \$199.35 | \$115.65 | Nil | \$315.00 |
| Total Gross Distribution/Dividend | Nil | \$199.35 | \$115.65 | Nil | \$315.00 |
| Taxes Withheld | | | | | |
| TFN amounts withheld | | Nil | Nil | | Nil |
| Fund Payment | | | | | |
| Withholding tax - (non-residents only) | | Nil | Nil | | Nil |
| Non-resident interest/dividend withholding tax | | Nil | Nil | | Nil |
| Net Cash Distribution/Dividend | | \$199.35 | \$115.65 | | \$315.00 |
| Total Tax Attribution Amount | | \$213.75 | \$123.26 | | \$337.01 |

Part B: Components of Distribution/Dividend Tax Attribution Amounts

| | (\$) | (\$) | (\$) | (\$) |
|--|------|-----------------|-----------------|------|
| Australian Income - Dividends | | | | |
| Dividends - franked | Nil | | | Nil |
| Australian Income - Trust Distributions | | | | |
| Interest | | \$1.87 | \$6.34 | |
| Dividend - franked | | \$0.26 | Nil | |
| Other income | | \$199.70 | \$103.01 | |
| Total Non-primary production income | | \$201.83 | \$109.35 | |
| Capital Gains - discount method (50%) (TAP) | | Nil | Nil | |
| Total Net Capital Gains | | Nil | Nil | |
| AMIT CGT Gross up amount | | Nil | Nil | |
| Total Current year capital gains | | Nil | Nil | |
| Foreign Income | | | | |
| Assessable foreign source income | | \$11.92 | \$13.91 | |
| Total Tax Attribution Amount | | \$213.75 | \$123.26 | |
| Franking Credits | | \$0.11 | Nil | |
| Foreign income tax offsets | | \$0.26 | \$0.22 | |

Please retain this statement for income tax purposes

The information shown on this statement is also reported to the Australian Taxation Office.

23900 - Dividends Received

2021 Financial Year

Preparer Louise Montiel

Reviewer Steven Lee

Status Completed

| Account Code | Description | CY Balance | LY Balance | Change |
|--------------|---|-------------------|-------------------|--------|
| 5GN.AX | 5g Networks Limited | (\$27.00) | | 100% |
| ALL.AX | Aristocrat Leisure Limited | (\$27.50) | | 100% |
| ANZ.AX | Australia And New Zealand Banking Group Limited | (\$540.00) | | 100% |
| DOW.AX | Downer Edi Limited | (\$90.27) | | 100% |
| IVC.AX | Invocare Limited | (\$53.38) | | 100% |
| LNK.AX | Link Administration Holdings Limited | (\$88.00) | | 100% |
| NAB.AX | National Australia Bank Limited | (\$615.30) | | 100% |
| PPE.AX | People Infrastructure Ltd | (\$135.00) | | 100% |
| RHP.AX | Rhipe Limited | (\$56.00) | | 100% |
| STO.AXW | Santos Limited | (\$115.37) | | 100% |
| WBC.AX | Westpac Banking Corporation | (\$712.00) | | 100% |
| WPL.AX | Woodside Petroleum Ltd | (\$108.24) | | 100% |
| | TOTAL | CY Balance | LY Balance | |
| | | (\$2,568.06) | | |

Supporting Documents

- Dividend Reconciliation Report [Report](#)
- Investment Income Comparison Report [Report](#)

Standard Checklist

- Attach copies of all dividend statements
- Attach copy of Dividend Reconciliation Report

Attach copy of Investment Income Comparison Report

SEVERINO FAMILY SUPER

Dividend Reconciliation Report

For The Period 01 July 2020 - 30 June 2021

| Date | Net Payment Received | Australian Income | | | Foreign Income | | | Withheld | | |
|--|----------------------|-------------------|---------|------------------|----------------|-----------------|------------|--------------|--------------|---------------|
| | | Unfranked | Franked | Franking Credits | Foreign Income | Foreign Credits | NZ Credits | TFN Withheld | Non-Resident | LIC Deduction |
| Shares in Listed Companies (Australian) | | | | | | | | | | |
| 5GN.AX 5g Networks Limited | | | | | | | | | | |
| 16/10/2020 | 27.00 | 0.00 | 27.00 | 11.57 | | | | | | |
| | 27.00 | 0.00 | 27.00 | 11.57 | | | | | | |
| ALL.AX Aristocrat Leisure Limited | | | | | | | | | | |
| 18/12/2020 | 27.50 | 0.00 | 27.50 | 11.79 | | | | | | |
| | 27.50 | 0.00 | 27.50 | 11.79 | | | | | | |
| ANZ.AX Australia And New Zealand Banking Group Limited | | | | | | | | | | |
| 30/09/2020 | 225.00 | 0.00 | 225.00 | 96.43 | | | | | | |
| 16/12/2020 | 315.00 | 0.00 | 315.00 | 135.00 | | | | | | |
| | 540.00 | 0.00 | 540.00 | 231.43 | | | | | | |
| DOW.AX Downer Edi Limited | | | | | | | | | | |
| 25/03/2021 | 90.27 | 90.27 | | | | | | | | |
| | 90.27 | 90.27 | | | | | | | | |
| IVC.AX Invocare Limited | | | | | | | | | | |
| 05/10/2020 | 23.49 | 0.00 | 23.49 | 10.07 | | | | | | |
| 22/04/2021 | 29.89 | 0.00 | 29.89 | 12.81 | | | | | | |

SEVERINO FAMILY SUPER

Dividend Reconciliation Report

For The Period 01 July 2020 - 30 June 2021

| Date | Net Payment Received | Australian Income | | | Foreign Income | | | Withheld | | |
|---|----------------------|-------------------|---------|------------------|----------------|-----------------|------------|--------------|--------------|---------------|
| | | Unfranked | Franked | Franking Credits | Foreign Income | Foreign Credits | NZ Credits | TFN Withheld | Non-Resident | LIC Deduction |
| | 53.38 | 0.00 | 53.38 | 22.88 | | | | | | |
| LNK.AX Link Administration Holdings Limited | | | | | | | | | | |
| 25/09/2020 | 38.50 | 19.25 | 19.25 | 8.25 | | | | | | |
| 09/04/2021 | 49.50 | 19.80 | 29.70 | 12.73 | | | | | | |
| | 88.00 | 39.05 | 48.95 | 20.98 | | | | | | |
| NAB.AX National Australia Bank Limited | | | | | | | | | | |
| 03/07/2020 | 270.00 | 0.00 | 270.00 | 115.71 | | | | | | |
| 10/12/2020 | 345.30 | 0.00 | 345.30 | 147.99 | | | | | | |
| | 615.30 | 0.00 | 615.30 | 263.70 | | | | | | |
| PPE.AX People Infrastructure Ltd | | | | | | | | | | |
| 06/10/2020 | 67.50 | 0.00 | 67.50 | 28.93 | | | | | | |
| 31/03/2021 | 67.50 | 0.00 | 67.50 | 28.93 | | | | | | |
| | 135.00 | 0.00 | 135.00 | 57.86 | | | | | | |
| RHP.AX Rhipe Limited | | | | | | | | | | |
| 24/09/2020 | 32.00 | 0.00 | 32.00 | 13.71 | | | | | | |
| 22/03/2021 | 24.00 | 0.00 | 24.00 | 10.29 | | | | | | |
| | 56.00 | 0.00 | 56.00 | 24.00 | | | | | | |

SEVERINO FAMILY SUPER

Dividend Reconciliation Report

For The Period 01 July 2020 - 30 June 2021

| Date | Net Payment Received | Australian Income | | | Foreign Income | | | Withheld | | |
|------------------------------------|----------------------|-------------------|-----------------|------------------|----------------|-----------------|------------|--------------|--------------|---------------|
| | | Unfranked | Franked | Franking Credits | Foreign Income | Foreign Credits | NZ Credits | TFN Withheld | Non-Resident | LIC Deduction |
| STO.AX Santos Limited | | | | | | | | | | |
| 24/09/2020 | 36.42 | 0.00 | 36.42 | 15.61 | | | | | | |
| 25/03/2021 | 78.95 | 0.00 | 78.95 | 33.84 | | | | | | |
| | 115.37 | 0.00 | 115.37 | 49.45 | | | | | | |
| WBC.AX Westpac Banking Corporation | | | | | | | | | | |
| 18/12/2020 | 248.00 | 0.00 | 248.00 | 106.29 | | | | | | |
| 25/06/2021 | 464.00 | 0.00 | 464.00 | 198.86 | | | | | | |
| | 712.00 | 0.00 | 712.00 | 305.15 | | | | | | |
| WPL.AX Woodside Petroleum Ltd | | | | | | | | | | |
| 18/09/2020 | 76.12 | 0.00 | 76.12 | 32.62 | | | | | | |
| 24/03/2021 | 32.12 | 0.00 | 32.12 | 13.77 | | | | | | |
| | 108.24 | 0.00 | 108.24 | 46.39 | | | | | | |
| | 2,568.06 | 129.32 | 2,438.74 | 1,045.20 | | | | | | |

SEVERINO FAMILY SUPER
Dividend Reconciliation Report

For The Period 01 July 2020 - 30 June 2021

| Date | Net Payment Received | Australian Income | | | Foreign Income | | | Withheld | | |
|--------------|----------------------|-------------------|-----------------|------------------|----------------|-----------------|------------|--------------|--------------|---------------|
| | | Unfranked | Franked | Franking Credits | Foreign Income | Foreign Credits | NZ Credits | TFN Withheld | Non-Resident | LIC Deduction |
| TOTAL | 2,568.06 | 129.32 | 2,438.74 | 1,045.20 | | | | | | |

Tax Return Reconciliation

| | Totals | Tax Return Label |
|-------------------|----------|------------------|
| Unfranked | 129.32 | J |
| Franked Dividends | 2,438.74 | K |
| Franking Credits | 1,045.20 | L |

SEVERINO FAMILY SUPER

Investment Income Comparison Report

As at 30 June 2021

| Investment | Ledger Data | | | | ASX & UUT Data | | | | | | |
|--|---|---------------|-----------------|--------------|------------------|---------------|------------------|-----------------------|------------------|---------------------|--------|
| | Transaction Date | Income Amount | Franking Credit | Date Payable | Ex Div/Dist Date | Units On Hand | 45 Day Qualified | Amount per share/unit | Estimated Income | Estimated Franking* | |
| Reconciled | | | | | | | | | | | |
| Shares in Listed Companies (Australian) | | | | | | | | | | | |
| 5GN.AX | 5g Networks Limited | 16/10/2020 | 27.00 | 11.57 | 16/10/2020 | 17/09/2020 | 2,700.00 | 2,700.00 | 0.0100 | 27.00 | 11.57 |
| ALL.AX | Aristocrat Leisure Limited | 18/12/2020 | 27.50 | 11.79 | 18/12/2020 | 01/12/2020 | 275.00 | 275.00 | 0.1000 | 27.50 | 11.79 |
| ANZ.AX | Australia And New Zealand Banking Group Limited | 30/09/2020 | 225.00 | 96.43 | 30/09/2020 | 24/08/2020 | 900.00 | 900.00 | 0.2500 | 225.00 | 96.43 |
| ANZ.AX | Australia And New Zealand Banking Group Limited | 16/12/2020 | 315.00 | 135.00 | 16/12/2020 | 09/11/2020 | 900.00 | 900.00 | 0.3500 | 315.00 | 135.00 |
| DOW.AX | Downer Edi Limited | 25/03/2021 | 90.27 | | 25/03/2021 | 24/02/2021 | 1,003.00 | 1,003.00 | 0.0900 | 90.27 | 0.00 |
| IVC.AX | Invocare Limited | 05/10/2020 | 23.49 | 10.07 | 05/10/2020 | 25/08/2020 | 427.00 | 0.00 | 0.0550 | 23.48 | 0.00 |
| IVC.AX | Invocare Limited | 22/04/2021 | 29.89 | 12.81 | 22/04/2021 | 03/03/2021 | 427.00 | 427.00 | 0.0700 | 29.89 | 12.81 |
| LNK.AX | Link Administration Holdings Limited | 25/09/2020 | 38.50 | 8.25 | 25/09/2020 | 01/09/2020 | 1,100.00 | 1,100.00 | 0.0350 | 38.50 | 8.25 |
| LNK.AX | Link Administration Holdings Limited | 09/04/2021 | 49.50 | 12.73 | 09/04/2021 | 03/03/2021 | 1,100.00 | 1,100.00 | 0.0450 | 49.50 | 12.73 |
| NAB.AX | National Australia Bank Limited | 03/07/2020 | 270.00 | 115.71 | 03/07/2020 | 01/05/2020 | 900.00 | 900.00 | 0.3000 | 270.00 | 115.71 |
| NAB.AX | National Australia Bank Limited | 10/12/2020 | 345.30 | 147.99 | 10/12/2020 | 12/11/2020 | 1,151.00 | 1,151.00 | 0.3000 | 345.30 | 147.99 |
| PPE.AX | People Infrastructure Ltd | 06/10/2020 | 67.50 | 28.93 | 06/10/2020 | 07/09/2020 | 1,500.00 | 1,500.00 | 0.0450 | 67.50 | 28.93 |
| PPE.AX | People Infrastructure Ltd | 31/03/2021 | 67.50 | 28.93 | 31/03/2021 | 04/03/2021 | 1,500.00 | 1,500.00 | 0.0450 | 67.50 | 28.93 |
| RHP.AX | Rhipe Limited | 24/09/2020 | 32.00 | 13.71 | 24/09/2020 | 09/09/2020 | 1,600.00 | 1,600.00 | 0.0200 | 32.00 | 13.71 |
| RHP.AX | Rhipe Limited | 22/03/2021 | 24.00 | 10.29 | 22/03/2021 | 19/02/2021 | 1,600.00 | 1,600.00 | 0.0150 | 24.00 | 10.29 |
| STO.AX | Santos Limited | 24/09/2020 | 36.42 | 15.61 | 24/09/2020 | 25/08/2020 | 1,250.00 | 1,250.00 | 0.0291 | 36.42 | 15.61 |
| STO.AX | Santos Limited | 25/03/2021 | 78.95 | 33.84 | 25/03/2021 | 23/02/2021 | 1,250.00 | 1,250.00 | 0.0632 | 78.96 | 33.84 |
| WBC.AX | Westpac Banking Corporation | 18/12/2020 | 248.00 | 106.29 | 18/12/2020 | 11/11/2020 | 800.00 | 800.00 | 0.3100 | 248.00 | 106.29 |
| WBC.AX | Westpac Banking Corporation | 25/06/2021 | 464.00 | 198.86 | 25/06/2021 | 13/05/2021 | 800.00 | 800.00 | 0.5800 | 464.00 | 198.86 |
| WPL.AX | Woodside Petroleum Ltd | 18/09/2020 | 76.12 | 32.62 | 18/09/2020 | 24/08/2020 | 210.00 | 210.00 | 0.3625 | 76.12 | 32.62 |

SEVERINO FAMILY SUPER

Investment Income Comparison Report

As at 30 June 2021

| Investment | | Ledger Data | | | ASX & UUT Data | | | | | | |
|---------------------------|------------------------|------------------|-----------------|-----------------|----------------|------------------|---------------|------------------|-----------------------|------------------|---------------------|
| | | Transaction Date | Income Amount | Franking Credit | Date Payable | Ex Div/Dist Date | Units On Hand | 45 Day Qualified | Amount per share/unit | Estimated Income | Estimated Franking* |
| WPL.AX | Woodside Petroleum Ltd | 24/03/2021 | 32.12 | 13.77 | 24/03/2021 | 25/02/2021 | 210.00 | 210.00 | 0.1530 | 32.12 | 13.77 |
| | | | 2,568.06 | 1,045.20 | | | | | 3.2277 | 2,568.06 | 1,035.13 |
| Stapled Securities | | | | | | | | | | | |
| SCG.AX | Scentre Group | 26/02/2021 | 315.00 | | 26/02/2021 | 12/02/2021 | 4,500.00 | 4,500.00 | 0.0700 | 315.00 | 0.00 |
| SCG.AX | Scentre Group | 30/06/2021 | 0.00 | 0.11 | | | | | | | |
| | | | 315.00 | 0.11 | | | | | 0.0700 | 315.00 | 0.00 |
| | | | 2,883.06 | 1,045.31 | | | | | 3.2977 | 2,883.06 | 1,035.13 |

*Franking credit is estimated using 45 day qualified units. The estimation might not be accurate for preference shares and hedging arrangements.

24200 - Contributions

2021 Financial Year

Preparer Luisse Montiel

Reviewer Steven Lee

Status Completed

| Account Code | Description | CY Balance | LY Balance | Change |
|--------------|---|-------------------|-------------------|----------|
| SEVCLA00001A | (Contributions) Severino, Clayton - Accumulation (Accumulation) | (\$17,517.30) | (\$25,727.88) | (31.91)% |
| TOTAL | | CY Balance | LY Balance | |
| | | (\$17,517.30) | (\$25,727.88) | |

Supporting Documents

- Contributions Breakdown Report [Report](#)
- SuperStream Contribution Data Report [Report](#)
- Member Contribution Details.docx [SEVCLA00001A](#)

Standard Checklist

- Attach copies of S290-170 notices (if necessary)
- Attach copy of Contributions Breakdown Report
- Attach SuperStream Contribution Data Report
- Check Fund is registered for SuperStream (if necessary)
- Ensure all Contributions have been allocated from Bank Accounts
- Ensure Work Test is satisfied if members are over 65

SEVERINO FAMILY SUPER

Contributions Breakdown Report

For The Period 01 July 2020 - 30 June 2021

Summary

| Member | D.O.B | Age (at 30/06/2020) | Total Super Balance (at 30/06/2020) *1 | Concessional | Non-Concessional | Other | Reserves | Total |
|--------------------|----------|------------------------|---|------------------|------------------|-------------|-------------|------------------|
| Severino, Bronwyn | Provided | 45 | 8,652.86 | 0.00 | 0.00 | 0.00 | 0.00 | 0.00 |
| Severino, Clayton | Provided | 45 | 174,646.31 | 17,517.30 | 0.00 | 0.00 | 0.00 | 17,517.30 |
| All Members | | | | 17,517.30 | 0.00 | 0.00 | 0.00 | 17,517.30 |

*1 TSB can include information external to current fund's transaction records. The amount is per individual across all funds.

Contribution Caps

| Member | Contribution Type | Contributions | Cap | Current Position |
|-------------------|--|---------------|------------|----------------------|
| Severino, Bronwyn | Concessional (5 year carry forward cap available) | 0.00 | 75,000.00 | 75,000.00 Below Cap |
| | Non-Concessional | 0.00 | 100,000.00 | 100,000.00 Below Cap |
| Severino, Clayton | Concessional (5 year carry forward cap available) | 17,517.30 | 25,499.66 | 7,982.36 Below Cap |
| | Non-Concessional | 0.00 | 100,000.00 | 100,000.00 Below Cap |

Carry Forward Unused Concessional Contribution Cap

| Member | 2016 | 2017 | 2018 | 2019 | 2020 | 2021 | Current Position |
|----------------------------------|-----------|-----------|-----------|-----------|-----------|-----------|---------------------|
| Severino, Bronwyn | | | | | | | |
| Concessional Contribution Cap | 30,000.00 | 30,000.00 | 25,000.00 | 25,000.00 | 25,000.00 | 25,000.00 | |
| Concessional Contribution | 0.00 | 0.00 | 0.00 | 0.00 | 0.00 | 0.00 | |
| Unused Concessional Contribution | 0.00 | 0.00 | 0.00 | 25,000.00 | 25,000.00 | 25,000.00 | |
| Cumulative Carry Forward Unused | N/A | N/A | N/A | 0.00 | 25,000.00 | 50,000.00 | |
| Maximum Cap Available | 30,000.00 | 30,000.00 | 25,000.00 | 25,000.00 | 50,000.00 | 75,000.00 | 75,000.00 Below Cap |
| Total Super Balance | 0.00 | 0.00 | 7,848.38 | 7,832.28 | 7,813.82 | 8,652.86 | |

Severino, Clayton

| | | | | | | | |
|----------------------------------|-----------|-----------|------------|------------|------------|------------|--------------------|
| Concessional Contribution Cap | 30,000.00 | 30,000.00 | 25,000.00 | 25,000.00 | 25,000.00 | 25,000.00 | |
| Concessional Contribution | 19,307.80 | 19,522.41 | 18,185.50 | 23,772.46 | 25,727.88 | 17,517.30 | |
| Unused Concessional Contribution | 0.00 | 0.00 | 0.00 | 1,227.54 | 0.00 | 7,482.70 | |
| Cumulative Carry Forward Unused | N/A | N/A | N/A | 0.00 | 1,227.54 | 499.66 | |
| Maximum Cap Available | 30,000.00 | 30,000.00 | 25,000.00 | 25,000.00 | 26,227.54 | 25,499.66 | 7,982.36 Below Cap |
| Total Super Balance | 0.00 | 0.00 | 110,379.91 | 123,807.15 | 140,778.25 | 174,646.31 | |

NCC Bring Forward Caps

| Member | Bring Forward Cap | 2018 | 2019 | 2020 | 2021 | Total | Current Position |
|-------------------|-------------------|------|------|------|------|-------|-----------------------------|
| Severino, Bronwyn | N/A | 0.00 | 0.00 | 0.00 | 0.00 | N/A | Bring Forward Not Triggered |
| Severino, Clayton | N/A | 0.00 | 0.00 | 0.00 | 0.00 | N/A | Bring Forward Not Triggered |

Severino, Clayton

| Date | Transaction Description | Ledger Data | | | | SuperStream Data | | | | | |
|------------|---|-------------------|--------------|----------------|-------|------------------|--------------|---|--------------|-------------|-------|
| | | Contribution Type | Concessional | Non-Concession | Other | Reserves | Contribution | Employer | Concessional | Non-Concess | Other |
| 10/08/2020 | Deposit QUICKSUPER QUICKSPR2752842 258 | Employer | 2,407.53 | | | | Employer | Site - STOCKLAND DEVELOPMENT PTY LTD | 2,407.53 | | |
| 02/11/2020 | Deposit QUICKSUPER QUICKSPR2812383 156 | Employer | 1,605.02 | | | | Employer | Site - STOCKLAND DEVELOPMENT PTY LTD | 1,605.02 | | |
| 30/11/2020 | Deposit QUICKSUPER QUICKSPR2833806 763 | Employer | 1,605.02 | | | | Employer | Site - STOCKLAND DEVELOPMENT PTY LTD | 1,605.02 | | |
| 11/01/2021 | Deposit QUICKSUPER QUICKSPR2863506 109 | Employer | 2,213.51 | | | | Employer | Site - STOCKLAND DEVELOPMENT PTY LTD | 2,213.51 | | |
| 09/02/2021 | Deposit QUICKSUPER QUICKSPR2885719 508 | Employer | 1,605.02 | | | | Employer | Site - STOCKLAND DEVELOPMENT PTY LTD | 1,605.02 | | |
| 08/03/2021 | Deposit QUICKSUPER QUICKSPR2907493 579 | Employer | 1,605.02 | | | | Employer | Site - STOCKLAND DEVELOPMENT PTY LTD | 1,605.02 | | |

| | | | | | | | | | | | |
|----------------------------------|---|----------|------------------|-------------|-------------|-------------|----------|---|------------------|-------------|-------------|
| 14/04/2021 | Deposit QUICKSUPER QUICKSPR2936858 139 | Employer | 1,605.02 | | | | Employer | Site - STOCKLAND DEVELOPMENT PTY LTD | 1,605.02 | | |
| 03/05/2021 | Deposit QUICKSUPER QUICKSPR2952169 873 | Employer | 1,605.02 | | | | Employer | Site - STOCKLAND DEVELOPMENT PTY LTD | 1,605.02 | | |
| 31/05/2021 | Deposit QUICKSUPER QUICKSPR2974122 134 | Employer | 1,605.02 | | | | Employer | Site - STOCKLAND DEVELOPMENT PTY LTD | 1,605.02 | | |
| 22/06/2021 | Deposit QUICKSUPER QUICKSPR2989972 624 | Employer | 1,661.12 | | | | Employer | Site - STOCKLAND DEVELOPMENT PTY LTD | 1,661.12 | | |
| Total - Severino, Clayton | | | 17,517.30 | 0.00 | 0.00 | 0.00 | | | 17,517.30 | 0.00 | 0.00 |
| Total for All Members | | | 17,517.30 | 0.00 | 0.00 | 0.00 | | | | | |

SEVERINO FAMILY SUPER

SuperStream Contribution Data Report

For The Period 01 July 2020 - 30 June 2021

| Transaction Date | Reference | Employer Org | Pay Period | Employer | Personal - NCC | Spouse & Child | Other Family & Friends | Any Other | Total |
|--------------------------|--------------------|--------------------------------------|-------------------------|------------------|----------------|----------------|------------------------|-------------|------------------|
| Severino, Clayton | | | | | | | | | |
| 10/08/2020 | QUICKSPR2752842258 | Site - STOCKLAND DEVELOPMENT PTY LTD | 27/06/2020 - 07/08/2020 | 2,407.53 | 0.00 | 0.00 | 0.00 | 0.00 | 2,407.53 |
| 02/11/2020 | QUICKSPR2812383156 | Site - STOCKLAND DEVELOPMENT PTY LTD | 03/10/2020 - 30/10/2020 | 1,605.02 | 0.00 | 0.00 | 0.00 | 0.00 | 1,605.02 |
| 30/11/2020 | QUICKSPR2833806763 | Site - STOCKLAND DEVELOPMENT PTY LTD | 31/10/2020 - 27/11/2020 | 1,605.02 | 0.00 | 0.00 | 0.00 | 0.00 | 1,605.02 |
| 11/01/2021 | QUICKSPR2863506109 | Site - STOCKLAND DEVELOPMENT PTY LTD | 28/11/2020 - 08/01/2021 | 2,213.51 | 0.00 | 0.00 | 0.00 | 0.00 | 2,213.51 |
| 09/02/2021 | QUICKSPR2885719508 | Site - STOCKLAND DEVELOPMENT PTY LTD | 09/01/2021 - 05/02/2021 | 1,605.02 | 0.00 | 0.00 | 0.00 | 0.00 | 1,605.02 |
| 08/03/2021 | QUICKSPR2907493579 | Site - STOCKLAND DEVELOPMENT PTY LTD | 06/02/2021 - 05/03/2021 | 1,605.02 | 0.00 | 0.00 | 0.00 | 0.00 | 1,605.02 |
| 14/04/2021 | QUICKSPR2936858139 | Site - STOCKLAND DEVELOPMENT PTY LTD | 06/03/2021 - 02/04/2021 | 1,605.02 | 0.00 | 0.00 | 0.00 | 0.00 | 1,605.02 |
| 03/05/2021 | QUICKSPR2952169873 | Site - STOCKLAND DEVELOPMENT PTY LTD | 03/04/2021 - 30/04/2021 | 1,605.02 | 0.00 | 0.00 | 0.00 | 0.00 | 1,605.02 |
| 31/05/2021 | QUICKSPR2974122134 | Site - STOCKLAND DEVELOPMENT PTY LTD | 01/05/2021 - 28/05/2021 | 1,605.02 | 0.00 | 0.00 | 0.00 | 0.00 | 1,605.02 |
| 22/06/2021 | QUICKSPR2989972624 | Site - STOCKLAND DEVELOPMENT PTY LTD | 29/05/2021 - 25/06/2021 | 1,661.12 | 0.00 | 0.00 | 0.00 | 0.00 | 1,661.12 |
| | | | | 17,517.30 | 0.00 | 0.00 | 0.00 | 0.00 | 17,517.30 |
| | | | | 17,517.30 | 0.00 | 0.00 | 0.00 | 0.00 | 17,517.30 |

*Data last updated: 04/08/2022

SEVERINO FAMILY SUPER FUND
MEMBER CONTRIBUTION DETAILS – FY21

| Date | Member Name | Type | Amount |
|-------------|--------------------|-------------|---------------|
| 10/08/2020 | Clayton Severino | EC | \$2,407.53 |
| 02/11/2020 | Clayton Severino | EC | \$1,605.02 |
| 30/11/2020 | Clayton Severino | EC | \$1,605.02 |
| 11/01/2021 | Clayton Severino | EC | \$2,213.51 |
| 09/02/2021 | Clayton Severino | EC | \$1,605.02 |
| 08/03/2021 | Clayton Severino | EC | \$1,605.02 |
| 14/04/2021 | Clayton Severino | EC | \$1,605.02 |
| 13/05/2021 | Clayton Severino | EC | \$1,605.02 |
| 31/05/2021 | Clayton Severino | EC | \$1,605.02 |
| 21/06/2021 | Clayton Severino | EC | \$1,661.12 |

24700 - Changes in Market Values of Investments

2021 Financial Year

Preparer Louise Montiel

Reviewer Steven Lee

Status Completed

| Account Code | Description | CY Balance | LY Balance | Change |
|--------------|---|-------------------|-------------------|----------|
| 24700 | Changes in Market Values of Investments | (\$54,518.20) | (\$1,846.49) | 2852.53% |
| TOTAL | | CY Balance | LY Balance | |
| | | (\$54,518.20) | (\$1,846.49) | |

Supporting Documents

- Realised Capital Gain Report [Report](#)
- Market Movement [Report](#)
- Net Capital Gains Reconciliation [Report](#)

Standard Checklist

- Attach copies of Source Documentation (Contract Notes, Broker Statements, Chess Statements, Contracts of Sale, Managed Fund Statements etc)
- Attach copy of Market Movement report
- Attach copy of Net Capital Gains Reconciliation
- Attach copy of Realised Capital Gain Report
- Ensure all Asset Disposals have been entered
- Ensure all Market Values have been entered for June 30
- Ensure all Tax Deferred Distributions have been entered

SEVERINO FAMILY SUPER

Market Movement Report

As at 30 June 2021

| Investment | Date | Description | Unrealised | | | | Realised | | | Total |
|--|-------------------|-----------------|-----------------|--------------------------|-----------------|--------------|------------------|-----------------|----------------------|---------------|
| | | | Units | Accounting Cost Movement | Market Movement | Depreciation | Balance | Consideration | Accounting Cost Base | |
| 5GN.AX - 5g Networks Limited | | | | | | | | | | |
| | 01/07/2020 | Opening Balance | 2,700.00 | 0.00 | 0.00 | 0.00 | 3,186.00 | 0.00 | 0.00 | 0.00 |
| | 30/06/2021 | Revaluation | 0.00 | 0.00 | (891.00) | 0.00 | 2,295.00 | 0.00 | 0.00 | 0.00 |
| | 30/06/2021 | | 2,700.00 | 0.00 | (891.00) | 0.00 | 2,295.00 | 0.00 | 0.00 | 0.00 |
| ALL.AX - Aristocrat Leisure Limited | | | | | | | | | | |
| | 01/07/2020 | Opening Balance | 275.00 | 0.00 | 0.00 | 0.00 | 7,012.50 | 0.00 | 0.00 | 0.00 |
| | 30/06/2021 | Revaluation | 0.00 | 0.00 | 4,837.25 | 0.00 | 11,849.75 | 0.00 | 0.00 | 0.00 |
| | 30/06/2021 | | 275.00 | 0.00 | 4,837.25 | 0.00 | 11,849.75 | 0.00 | 0.00 | 0.00 |
| ANZ.AX - Australia And New Zealand Banking Group Limited | | | | | | | | | | |
| | 01/07/2020 | Opening Balance | 900.00 | 0.00 | 0.00 | 0.00 | 16,776.00 | 0.00 | 0.00 | 0.00 |
| | 30/06/2021 | Revaluation | 0.00 | 0.00 | 8,559.00 | 0.00 | 25,335.00 | 0.00 | 0.00 | 0.00 |
| | 30/06/2021 | | 900.00 | 0.00 | 8,559.00 | 0.00 | 25,335.00 | 0.00 | 0.00 | 0.00 |
| BLD.AX - Boral Limited. | | | | | | | | | | |
| | 01/07/2020 | Opening Balance | 1,500.00 | 0.00 | 0.00 | 0.00 | 5,685.00 | 0.00 | 0.00 | 0.00 |
| | 30/06/2021 | Revaluation | 0.00 | 0.00 | 5,340.00 | 0.00 | 11,025.00 | 0.00 | 0.00 | 0.00 |
| | 30/06/2021 | | 1,500.00 | 0.00 | 5,340.00 | 0.00 | 11,025.00 | 0.00 | 0.00 | 0.00 |
| CAN.AX - Cann Group Limited | | | | | | | | | | |
| | 01/07/2020 | Opening Balance | 3,500.00 | 0.00 | 0.00 | 0.00 | 2,765.00 | 0.00 | 0.00 | 0.00 |
| | 10/08/2020 | Purchase | 12,500.00 | 5,000.00 | 0.00 | 0.00 | 7,765.00 | 0.00 | 0.00 | 0.00 |
| | 11/12/2020 | Disposal | (8,000.00) | (4,742.45) | 0.00 | 0.00 | 3,022.55 | 5,540.05 | 4,742.45 | 797.60 |
| | 11/12/2020 | Writeback | 0.00 | 0.00 | 88.73 | 0.00 | 3,111.28 | 0.00 | 0.00 | 0.00 |
| | 30/06/2021 | Revaluation | 0.00 | 0.00 | (391.28) | 0.00 | 2,720.00 | 0.00 | 0.00 | 0.00 |
| | 30/06/2021 | | 8,000.00 | 257.55 | (302.55) | 0.00 | 2,720.00 | 5,540.05 | 4,742.45 | 797.60 |
| DOW.AX - Downer Edi Limited | | | | | | | | | | |
| | 01/07/2020 | Opening Balance | 850.00 | 0.00 | 0.00 | 0.00 | 3,723.00 | 0.00 | 0.00 | 0.00 |
| | 10/08/2020 | Purchase | 153.00 | 573.75 | 0.00 | 0.00 | 4,296.75 | 0.00 | 0.00 | 0.00 |
| | 30/06/2021 | Revaluation | 0.00 | 0.00 | 1,310.02 | 0.00 | 5,606.77 | 0.00 | 0.00 | 0.00 |
| | 30/06/2021 | | 1,003.00 | 573.75 | 1,310.02 | 0.00 | 5,606.77 | 0.00 | 0.00 | 0.00 |
| EML.AX - EML Payments Limited | | | | | | | | | | |
| | 01/07/2020 | Opening Balance | 1,350.00 | 0.00 | 0.00 | 0.00 | 4,509.00 | 0.00 | 0.00 | 0.00 |
| | 30/06/2021 | Revaluation | 0.00 | 0.00 | 189.00 | 0.00 | 4,698.00 | 0.00 | 0.00 | 0.00 |
| | 30/06/2021 | | 1,350.00 | 0.00 | 189.00 | 0.00 | 4,698.00 | 0.00 | 0.00 | 0.00 |

SEVERINO FAMILY SUPER Market Movement Report

As at 30 June 2021

| Investment | Date | Description | Unrealised | | | | Realised | | | Total |
|---|-------------------|-------------------|------------------|--------------------------|-----------------|--------------|------------------|-----------------|----------------------|-------------|
| | | | Units | Accounting Cost Movement | Market Movement | Depreciation | Balance | Consideration | Accounting Cost Base | |
| EOS.AX - Electro Optic Systems Holdings Limited | | | | | | | | | | |
| | 01/07/2020 | Opening Balance | 600.00 | 0.00 | 0.00 | 0.00 | 2,808.00 | 0.00 | 0.00 | 0.00 |
| | 30/06/2021 | Revaluation | 0.00 | 0.00 | (222.00) | 0.00 | 2,586.00 | 0.00 | 0.00 | 0.00 |
| | 30/06/2021 | | 600.00 | 0.00 | (222.00) | 0.00 | 2,586.00 | 0.00 | 0.00 | 0.00 |
| ETPMAG.AX - Efts Metal Securities Australia Limited | | | | | | | | | | |
| | 01/07/2020 | Opening Balance | 400.00 | 0.00 | 0.00 | 0.00 | 9,884.00 | 0.00 | 0.00 | 0.00 |
| | 30/06/2021 | Revaluation | 0.00 | 0.00 | 2,996.00 | 0.00 | 12,880.00 | 0.00 | 0.00 | 0.00 |
| | 30/06/2021 | | 400.00 | 0.00 | 2,996.00 | 0.00 | 12,880.00 | 0.00 | 0.00 | 0.00 |
| FXL.AX - Flexigroup Limited | | | | | | | | | | |
| | 09/07/2020 | Purchase | 2,500.00 | 3,094.95 | 0.00 | 0.00 | 3,094.95 | 0.00 | 0.00 | 0.00 |
| | 30/11/2020 | Code/Class Change | (2,500.00) | 0.00 | 0.00 | 0.00 | 3,094.95 | 0.00 | 0.00 | 0.00 |
| | 30/11/2020 | Code/Class Change | 0.00 | (3,094.95) | 0.00 | 0.00 | 0.00 | 3,094.95 | 3,094.95 | 0.00 |
| | 30/06/2021 | | 0.00 | 0.00 | 0.00 | 0.00 | 0.00 | 3,094.95 | 3,094.95 | 0.00 |
| HUM.AX - Humm Group Limited | | | | | | | | | | |
| | 30/11/2020 | Code/Class Change | 2,500.00 | 3,094.95 | 0.00 | 0.00 | 3,094.95 | 0.00 | 0.00 | 0.00 |
| | 30/06/2021 | Revaluation | 0.00 | 0.00 | (619.95) | 0.00 | 2,475.00 | 0.00 | 0.00 | 0.00 |
| | 30/06/2021 | | 2,500.00 | 3,094.95 | (619.95) | 0.00 | 2,475.00 | 0.00 | 0.00 | 0.00 |
| IVC.AX - Invocare Limited | | | | | | | | | | |
| | 01/07/2020 | Opening Balance | 427.00 | 0.00 | 0.00 | 0.00 | 4,474.96 | 0.00 | 0.00 | 0.00 |
| | 30/06/2021 | Revaluation | 0.00 | 0.00 | 465.43 | 0.00 | 4,940.39 | 0.00 | 0.00 | 0.00 |
| | 30/06/2021 | | 427.00 | 0.00 | 465.43 | 0.00 | 4,940.39 | 0.00 | 0.00 | 0.00 |
| KAR.AX - Karoon Energy Ltd | | | | | | | | | | |
| | 01/07/2020 | Opening Balance | 5,000.00 | 0.00 | 0.00 | 0.00 | 3,025.00 | 0.00 | 0.00 | 0.00 |
| | 30/06/2021 | Revaluation | 0.00 | 0.00 | 3,625.00 | 0.00 | 6,650.00 | 0.00 | 0.00 | 0.00 |
| | 30/06/2021 | | 5,000.00 | 0.00 | 3,625.00 | 0.00 | 6,650.00 | 0.00 | 0.00 | 0.00 |
| KLL.AX - Kalium Lakes Limited | | | | | | | | | | |
| | 01/07/2020 | Opening Balance | 17,000.00 | 0.00 | 0.00 | 0.00 | 2,465.00 | 0.00 | 0.00 | 0.00 |
| | 30/06/2021 | Revaluation | 0.00 | 0.00 | 1,700.00 | 0.00 | 4,165.00 | 0.00 | 0.00 | 0.00 |
| | 30/06/2021 | | 17,000.00 | 0.00 | 1,700.00 | 0.00 | 4,165.00 | 0.00 | 0.00 | 0.00 |
| LNK.AX - Link Administration Holdings Limited | | | | | | | | | | |
| | 01/07/2020 | Opening Balance | 1,100.00 | 0.00 | 0.00 | 0.00 | 4,510.00 | 0.00 | 0.00 | 0.00 |
| | 30/06/2021 | Revaluation | 0.00 | 0.00 | 1,034.00 | 0.00 | 5,544.00 | 0.00 | 0.00 | 0.00 |
| | 30/06/2021 | | 1,100.00 | 0.00 | 1,034.00 | 0.00 | 5,544.00 | 0.00 | 0.00 | 0.00 |

SEVERINO FAMILY SUPER

Market Movement Report

As at 30 June 2021

| Investment | Date | Description | Unrealised | | | | Realised | | | Total |
|--|-------------------|-----------------|-----------------|--------------------------|-------------------|--------------|------------------|---------------|----------------------|-------------|
| | | | Units | Accounting Cost Movement | Market Movement | Depreciation | Balance | Consideration | Accounting Cost Base | |
| NAB.AX - National Australia Bank Limited | | | | | | | | | | |
| | 01/07/2020 | Opening Balance | 1,151.00 | 0.00 | 0.00 | 0.00 | 20,971.22 | 0.00 | 0.00 | 0.00 |
| | 30/06/2021 | Revaluation | 0.00 | 0.00 | 9,208.00 | 0.00 | 30,179.22 | 0.00 | 0.00 | 0.00 |
| | 30/06/2021 | | 1,151.00 | 0.00 | 9,208.00 | 0.00 | 30,179.22 | 0.00 | 0.00 | 0.00 |
| OPT.AX - Opthea Limited | | | | | | | | | | |
| | 01/07/2020 | Opening Balance | 1,300.00 | 0.00 | 0.00 | 0.00 | 3,068.00 | 0.00 | 0.00 | 0.00 |
| | 30/06/2021 | Revaluation | 0.00 | 0.00 | (1,332.50) | 0.00 | 1,735.50 | 0.00 | 0.00 | 0.00 |
| | 30/06/2021 | | 1,300.00 | 0.00 | (1,332.50) | 0.00 | 1,735.50 | 0.00 | 0.00 | 0.00 |
| PNV.AX - Polynovo Limited | | | | | | | | | | |
| | 01/07/2020 | Opening Balance | 1,740.00 | 0.00 | 0.00 | 0.00 | 4,419.60 | 0.00 | 0.00 | 0.00 |
| | 30/06/2021 | Revaluation | 0.00 | 0.00 | 487.20 | 0.00 | 4,906.80 | 0.00 | 0.00 | 0.00 |
| | 30/06/2021 | | 1,740.00 | 0.00 | 487.20 | 0.00 | 4,906.80 | 0.00 | 0.00 | 0.00 |
| PPE.AX - People Infrastructure Ltd | | | | | | | | | | |
| | 01/07/2020 | Opening Balance | 1,500.00 | 0.00 | 0.00 | 0.00 | 3,000.00 | 0.00 | 0.00 | 0.00 |
| | 30/06/2021 | Revaluation | 0.00 | 0.00 | 3,885.00 | 0.00 | 6,885.00 | 0.00 | 0.00 | 0.00 |
| | 30/06/2021 | | 1,500.00 | 0.00 | 3,885.00 | 0.00 | 6,885.00 | 0.00 | 0.00 | 0.00 |
| RHP.AX - Rhipe Limited | | | | | | | | | | |
| | 01/07/2020 | Opening Balance | 1,600.00 | 0.00 | 0.00 | 0.00 | 3,152.00 | 0.00 | 0.00 | 0.00 |
| | 30/06/2021 | Revaluation | 0.00 | 0.00 | 192.00 | 0.00 | 3,344.00 | 0.00 | 0.00 | 0.00 |
| | 30/06/2021 | | 1,600.00 | 0.00 | 192.00 | 0.00 | 3,344.00 | 0.00 | 0.00 | 0.00 |
| SCG.AX2 - Scentre Group | | | | | | | | | | |
| | 01/07/2020 | Opening Balance | 4,500.00 | 0.00 | 0.00 | 0.00 | 9,765.00 | 0.00 | 0.00 | 0.00 |
| | 30/06/2021 | Revaluation | 0.00 | 0.00 | 2,565.00 | 0.00 | 12,330.00 | 0.00 | 0.00 | 0.00 |
| | 30/06/2021 | | 4,500.00 | 0.00 | 2,565.00 | 0.00 | 12,330.00 | 0.00 | 0.00 | 0.00 |
| STO.AXW - Santos Limited | | | | | | | | | | |
| | 01/07/2020 | Opening Balance | 1,250.00 | 0.00 | 0.00 | 0.00 | 6,625.00 | 0.00 | 0.00 | 0.00 |
| | 30/06/2021 | Revaluation | 0.00 | 0.00 | 2,237.50 | 0.00 | 8,862.50 | 0.00 | 0.00 | 0.00 |
| | 30/06/2021 | | 1,250.00 | 0.00 | 2,237.50 | 0.00 | 8,862.50 | 0.00 | 0.00 | 0.00 |
| VHT.AX - Volpara Health Technologies Limited | | | | | | | | | | |
| | 01/07/2020 | Opening Balance | 2,640.00 | 0.00 | 0.00 | 0.00 | 3,616.80 | 0.00 | 0.00 | 0.00 |
| | 30/06/2021 | Revaluation | 0.00 | 0.00 | (554.40) | 0.00 | 3,062.40 | 0.00 | 0.00 | 0.00 |
| | 30/06/2021 | | 2,640.00 | 0.00 | (554.40) | 0.00 | 3,062.40 | 0.00 | 0.00 | 0.00 |

SEVERINO FAMILY SUPER
Market Movement Report

As at 30 June 2021

| Investment | Date | Description | Unrealised | | | | Realised | | | Total |
|--------------------------------------|-------------------|-----------------|-----------------|--------------------------|------------------|--------------|------------------|---------------|----------------------|------------------|
| | | | Units | Accounting Cost Movement | Market Movement | Depreciation | Balance | Consideration | Accounting Cost Base | |
| WBC.AX - Westpac Banking Corporation | | | | | | | | | | |
| | 01/07/2020 | Opening Balance | 800.00 | 0.00 | 0.00 | 0.00 | 14,360.00 | 0.00 | 0.00 | 0.00 |
| | 30/06/2021 | Revaluation | 0.00 | 0.00 | 6,288.00 | 0.00 | 20,648.00 | 0.00 | 0.00 | 0.00 |
| | 30/06/2021 | | 800.00 | 0.00 | 6,288.00 | 0.00 | 20,648.00 | 0.00 | 0.00 | 0.00 |
| WEB.AX - Webjet Limited | | | | | | | | | | |
| | 01/07/2020 | Opening Balance | 950.00 | 0.00 | 0.00 | 0.00 | 3,154.00 | 0.00 | 0.00 | 0.00 |
| | 30/06/2021 | Revaluation | 0.00 | 0.00 | 1,510.50 | 0.00 | 4,664.50 | 0.00 | 0.00 | 0.00 |
| | 30/06/2021 | | 950.00 | 0.00 | 1,510.50 | 0.00 | 4,664.50 | 0.00 | 0.00 | 0.00 |
| WHC.AX - Whitehaven Coal Limited | | | | | | | | | | |
| | 01/07/2020 | Opening Balance | 2,150.00 | 0.00 | 0.00 | 0.00 | 3,074.50 | 0.00 | 0.00 | 0.00 |
| | 30/06/2021 | Revaluation | 0.00 | 0.00 | 1,096.50 | 0.00 | 4,171.00 | 0.00 | 0.00 | 0.00 |
| | 30/06/2021 | | 2,150.00 | 0.00 | 1,096.50 | 0.00 | 4,171.00 | 0.00 | 0.00 | 0.00 |
| WPL.AX - Woodside Petroleum Ltd | | | | | | | | | | |
| | 01/07/2020 | Opening Balance | 210.00 | 0.00 | 0.00 | 0.00 | 4,546.50 | 0.00 | 0.00 | 0.00 |
| | 30/06/2021 | Revaluation | 0.00 | 0.00 | 117.60 | 0.00 | 4,664.10 | 0.00 | 0.00 | 0.00 |
| | 30/06/2021 | | 210.00 | 0.00 | 117.60 | 0.00 | 4,664.10 | 0.00 | 0.00 | 0.00 |
| Total Market Movement | | | | | 53,720.60 | | | | 797.60 | 54,518.20 |

SEVERINO FAMILY SUPER

Capital Gains Reconciliation Report

For The Period 01 July 2020 - 30 June 2021

| | Total | Discounted | Indexed | Other | Notional |
|--|-------------------|-------------|-------------|-----------------|-------------|
| Losses available to offset | | | | | |
| Carried forward from prior losses | 104,691.79 | | | | |
| Carried forward from prior losses - Collectables | 0.00 | | | | |
| Current year capital losses | 518.68 | | | | |
| Current year capital losses - Collectables | 0.00 | | | | |
| Total Losses Available | 105,210.47 | | | | |
| Total Losses Available - Collectables | 0.00 | | | | |
| Capital Gains | | | | | |
| Capital gains from disposal of assets | 1,316.28 | 0.00 | 0.00 | 1,316.28 | 0.00 |
| Capital gains from disposal of assets - Collectables | 0.00 | 0.00 | 0.00 | 0.00 | 0.00 |
| Capital gains from trust distributions | 0.00 | 0.00 | 0.00 | 0.00 | 0.00 |
| Capital Gains Before Losses applied | 1,316.28 | 0.00 | 0.00 | 1,316.28 | 0.00 |
| Losses and discount applied | | | | | |
| Losses applied | 1,316.28 | 0.00 | 0.00 | 1,316.28 | 0.00 |
| Losses applied - Collectables | 0.00 | 0.00 | 0.00 | 0.00 | 0.00 |
| Capital gains after losses applied | 0.00 | 0.00 | 0.00 | 0.00 | 0.00 |
| Capital gains after losses applied - Collectables | 0.00 | 0.00 | 0.00 | 0.00 | 0.00 |
| CGT Discount applied | 0.00 | | | | |
| CGT Discount applied - Collectables | 0.00 | | | | |

SEVERINO FAMILY SUPER

Capital Gains Reconciliation Report

For The Period 01 July 2020 - 30 June 2021

| | Total | Discounted | Indexed | Other | Notional |
|---|-------------------|------------|---------|-------|----------|
| Net Capital Gain | | | | | |
| Net capital gain | 0.00 | | | | |
| Net capital gain - Collectables | 0.00 | | | | |
| Total Net Capital Gain (11A) | 0.00 | | | | |
| Net Capital Losses Carried Forward to later income | | | | | |
| Net Capital Losses Carried Forward to later income years | 103,894.19 | | | | |
| Net Capital Losses Carried Forward to later income years - Collectables | 0.00 | | | | |
| Total Net Capital Losses Carried Forward to later income years (14V) | 103,894.19 | | | | |

Note

Refer to Realised Gains Report for details of Disposals at a Security level

Refer to Distribution Reconciliation Report for Trust Distribution details at a Security level

SEVERINO FAMILY SUPER

Realised Capital Gains Report

For The Period 01 July 2020 - 30 June 2021

| Investment | | Accounting Treatment | | | | Tax Treatment | | | | | | |
|--|------------------------|----------------------|-----------------|-----------------|--------------------------|--------------------|-------------------|-------------------|---------------|--------------------------|-----------------|-----------------|
| Purchase Contract Date | Disposal Contract Date | Units | Cost | Proceeds | Accounting Profit/(Loss) | Adjusted Cost Base | Reduced Cost Base | Indexed Cost Base | Indexed Gains | Discounted Gains (Gross) | Other Gains | Capital Loss |
| Shares in Listed Companies (Australian) | | | | | | | | | | | | |
| CAN.AX - Cann Group Limited | | | | | | | | | | | | |
| 10/08/2020 | 09/12/2020 | 4,500.00 | 1,800.00 | 3,116.28 | 1,316.28 | 1,800.00 | 1,800.00 | 0.00 | 0.00 | 0.00 | 1,316.28 | 0.00 |
| 15/04/2020 | 09/12/2020 | 3,500.00 | 2,942.45 | 2,423.77 | (518.68) | 2,942.45 | 2,942.45 | 0.00 | 0.00 | 0.00 | 0.00 | (518.68) |
| | | 8,000.00 | 4,742.45 | 5,540.05 | 797.60 | 4,742.45 | 4,742.45 | 0.00 | 0.00 | 0.00 | 1,316.28 | (518.68) |
| | | 8,000.00 | 4,742.45 | 5,540.05 | 797.60 | 4,742.45 | 4,742.45 | 0.00 | 0.00 | 0.00 | 1,316.28 | (518.68) |
| | | 8,000.00 | 4,742.45 | 5,540.05 | 797.60 | 4,742.45 | 4,742.45 | 0.00 | 0.00 | 0.00 | 1,316.28 | (518.68) |

25000 - Interest Received

2021 Financial Year

Preparer Lousse Montiel

Reviewer Steven Lee

Status Completed

| Account Code | Description | CY Balance | LY Balance | Change |
|--------------|----------------------|-------------------|-------------------|----------|
| MBL962773131 | Macquarie CMA ***131 | (\$18.78) | (\$682.93) | (97.25)% |
| TOTAL | | CY Balance | LY Balance | |
| | | (\$18.78) | (\$682.93) | |

Supporting Documents

- Interest Reconciliation Report [Report](#)

Standard Checklist

- Attach Interest Reconciliation Report
- Ensure all interest has been recorded from Bank Statements
- Review Statements to ensure all TFN withheld has been input

SEVERINO FAMILY SUPER
Interest Reconciliation Report

For The Period 01 July 2020 - 30 June 2021

| Date | Payment Amount | Gross Interest | TFN Withheld | Foreign Income | Foreign Credits |
|-----------------------------------|----------------|----------------|--------------|----------------|-----------------|
| Bank Accounts | | | | | |
| MBL962773131 Macquarie CMA ***131 | | | | | |
| 31/07/2020 | 0.73 | 0.73 | | | |
| 31/08/2020 | 0.60 | 0.60 | | | |
| 30/09/2020 | 0.38 | 0.38 | | | |
| 31/12/2020 | 3.47 | 3.47 | | | |
| 29/01/2021 | 2.10 | 2.10 | | | |
| 26/02/2021 | 1.88 | 1.88 | | | |
| 31/03/2021 | 2.19 | 2.19 | | | |
| 30/04/2021 | 2.27 | 2.27 | | | |
| 31/05/2021 | 2.48 | 2.48 | | | |
| 30/06/2021 | 2.68 | 2.68 | | | |
| | 18.78 | 18.78 | | | |
| | 18.78 | 18.78 | | | |
| TOTAL | 18.78 | 18.78 | | | |

Tax Return Reconciliation

| | Totals | Tax Return Label |
|----------------|--------|------------------|
| Gross Interest | 18.78 | 11C |

30100 - Accountancy Fees

2021 Financial Year

Preparer Lousse Montiel

Reviewer Steven Lee

Status Completed

| Account Code | Description | CY Balance | LY Balance | Change |
|--------------|------------------|-------------------|-------------------|--------|
| 30100 | Accountancy Fees | \$970.00 | \$620.00 | 56.45% |
| TOTAL | | CY Balance | LY Balance | |
| | | \$970.00 | \$620.00 | |

Supporting Documents

- General Ledger [Report](#)
- Receipt_2020.pdf [30100](#)

Standard Checklist

- Attach all source documentation
- Ensure all Transactions have been entered

SEVERINO FAMILY SUPER
General Ledger

As at 30 June 2021

| Transaction Date | Description | Units | Debit | Credit | Balance \$ |
|---------------------------------|---|-------|---------------|--------|------------------|
| Accountancy Fees (30100) | | | | | |
| <u>Accountancy Fees (30100)</u> | | | | | |
| 22/03/2021 | Funds transfer TRANSACT FUNDS TFR TO SuperHelp Australi | | 970.00 | | 970.00 DR |
| | | | 970.00 | | 970.00 DR |

Total Debits: 970.00

Total Credits: 0.00



TAX INVOICE

Severino Family Super

Invoice Date
12 Oct 2021

Invoice Number
INV-0129

ABN
60 061 126 663

SuperHelp Australia
PTY LTD
PO Box 1906
MACQUARIE
CENTRE NSW 2113
AUSTRALIA

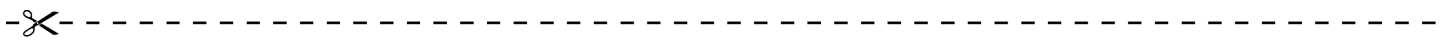
| Item | Description | Quantity | Unit Price | GST | Amount AUD |
|-----------------------|----------------------------|----------|------------|-----|-------------|
| EOY | SMSF Annual Administration | 1.00 | 1,070.00 | 10% | 1,070.00 |
| ADD INV | Additional Investments | 14.00 | 25.00 | 10% | 350.00 |
| DEPO | Deposit | 1.00 | (535.00) | 10% | (535.00) |
| INCLUDES GST 10% | | | | | 80.45 |
| TOTAL AUD | | | | | 885.00 |
| Less Amount Paid | | | | | 885.00 |
| AMOUNT DUE AUD | | | | | 0.00 |

Due Date: 26 Oct 2021

Please pay the balance of our fees by direct credit into our bank account.

OUR BANK DETAILS (Use your name or your SMSF name as the reference):

Account Name: Superhelp Australia Pty Ltd
Bank: Commonwealth Bank
BSB: 06 2099
Account Number: 1041 7929



PAYMENT ADVICE

To: SuperHelp Australia PTY LTD
PO Box 1906
MACQUARIE CENTRE NSW 2113
AUSTRALIA

Customer Severino Family Super
Invoice Number INV-0129

Amount Due **0.00**
Due Date 26 Oct 2021

Amount Enclosed

Enter the amount you are paying above

30400 - ATO Supervisory Levy

2021 Financial Year

Preparer Lousse Montiel

Reviewer Steven Lee

Status Completed

| Account Code | Description | CY Balance | LY Balance | Change |
|--------------|----------------------|-------------------|-------------------|--------|
| 30400 | ATO Supervisory Levy | | \$259.00 | 100% |
| TOTAL | | CY Balance | LY Balance | |
| | | | \$259.00 | |

Supporting Documents

- General Ledger [Report](#)

Standard Checklist

- Attach all source documentation
- Ensure all Transactions have been entered

SEVERINO FAMILY SUPER

General Ledger

As at 30 June 2021

| Transaction Date | Description | Units | Debit | Credit | Balance \$ |
|------------------|-------------|-------|-------|--------|------------|
|------------------|-------------|-------|-------|--------|------------|

0.00 DR

Total Debits: 0.00

Total Credits: 0.00

30700 - Auditor's Remuneration

2021 Financial Year

Preparer Lousse Montiel

Reviewer Steven Lee

Status Completed

| Account Code | Description | CY Balance | LY Balance | Change |
|--------------|------------------------|-------------------|-------------------|--------|
| 30700 | Auditor's Remuneration | \$450.00 | \$450.00 | 0% |
| TOTAL | | CY Balance | LY Balance | |
| | | \$450.00 | \$450.00 | |

Supporting Documents

- General Ledger [Report](#)

Standard Checklist

- Attach all source documentation
- Ensure all Transactions have been entered

SEVERINO FAMILY SUPER
General Ledger

As at 30 June 2021

| Transaction Date | Description | Units | Debit | Credit | Balance \$ |
|---------------------------------------|---|-------|---------------|--------|------------------|
| Auditor's Remuneration (30700) | | | | | |
| Auditor's Remuneration (30700) | | | | | |
| 22/03/2021 | Funds transfer TRANSACT FUNDS TFR TO SuperHelp Australi | | 450.00 | | 450.00 DR |
| | | | 450.00 | | 450.00 DR |

Total Debits: 450.00

Total Credits: 0.00

46000 - Benefits Paid/Transfers Out

2021 Financial Year

Preparer Lousse Montiel

Reviewer Steven Lee

Status Completed

| Account Code | Description | CY Balance | LY Balance | Change |
|--------------|---|-------------------|-------------------|--------|
| SEVCLA00001A | (Benefits Paid/Transfers Out) Severino, Clayton - Accumulation (Accumulation) | | \$500.00 | 100% |
| TOTAL | | CY Balance | LY Balance | |
| | | | \$500.00 | |

Supporting Documents

- General Ledger [Report](#)

Standard Checklist

- Attach appropriate documentation in case of death or disability benefits or marriage breakdown
- Attach copies of Minutes, Rollover Benefits Statement, Lump Sum Payment form etc
- Ensure benefit calculated in accordance with Trust Deed

SEVERINO FAMILY SUPER

General Ledger

As at 30 June 2021

| Transaction Date | Description | Units | Debit | Credit | Balance \$ |
|------------------|-------------|-------|-------|--------|------------|
|------------------|-------------|-------|-------|--------|------------|

0.00 DR

Total Debits: 0.00

Total Credits: 0.00

48100 - Division 293 Tax

2021 Financial Year

Preparer Lousse Montiel

Reviewer Steven Lee

Status Completed

| Account Code | Description | CY Balance | LY Balance | Change |
|--------------|--|-------------------|-------------------|--------|
| SEVCLA00001A | (Division 293 Tax) Severino, Clayton - Accumulation (Accumulation) | \$3,558.75 | \$3,375.40 | 5.43% |
| TOTAL | | CY Balance | LY Balance | |
| | | \$3,558.75 | \$3,375.40 | |

Supporting Documents

- General Ledger [Report](#)
- Div 293.pdf [SEVCLA00001A](#)

Standard Checklist

- Attach all correspondence between member and the Fund
- Attach correspondence between the ATO and the Fund

SEVERINO FAMILY SUPER

General Ledger

As at 30 June 2021

| Transaction Date | Description | Units | Debit | Credit | Balance \$ |
|--|----------------------------------|-------|-----------------|--------|--------------------|
| Division 293 Tax (48100) | | | | | |
| (Division 293 Tax) Severino, Clayton - Accumulation (SEVCLA00001A) | | | | | |
| 07/09/2020 | BPAY BPAY TO TAX OFFICE PAYMENTS | | 3,558.75 | | 3,558.75 DR |
| | | | 3,558.75 | | 3,558.75 DR |

Total Debits: 3,558.75

Total Credits: 0.00



000161



THE TRUSTEE FOR SEVERINO FAMILY SUPER FUND
49 CARINA RD
OYSTER BAY NSW 2225

Our reference: 7117734838956

Phone: 13 10 20

ABN: 16 293 997 281

17 August 2020

Authority to release benefits due to Division 293 due and payable

Dear Trustee,

This is an authority to release benefits for CLAYTON SEVERINO due to Division 293 due and payable. They have requested that \$3,558.75 be released from their superannuation account. The released amount is to be paid to the ATO.

What you need to do

THE TRUSTEE FOR SEVERINO FAMILY SUPER FUND is required within 20 business days of the date of this letter to:

- › make a payment to us of the lesser of either:
 - \$3,558.75 or
 - the sum of all available release amounts for each super interest held by you for CLAYTON SEVERINO.
- › If you can't release the full amount, please specify your reason, and
- › return the enclosed statement to us.

Need help

If you have any questions, please phone **13 10 20** between 8:00am and 6:00pm, Monday to Friday.

Yours faithfully,
Grant Brodie
Deputy Commissioner of Taxation

PAY NOW

Your payment reference number (PRN) is:
551001903061451911

BPAY®



Bill code: 75556
Ref: 551001903061451911

Telephone & Internet Banking - BPAY®

Contact your bank or financial institution to make this payment from your cheque, savings, debit or credit card account. More info: www.bpay.com.au

CREDIT OR DEBIT CARD

Pay online with your credit or debit card at www.governmenteasypay.gov.au/PayATO or phone **1300 898 089**. A card payment fee applies.

OTHER PAYMENT OPTIONS

For other payments options, visit ato.gov.au/paymentoptions

PAID - 7/9/2020

48500 - Income Tax Expense

2021 Financial Year

Preparer Lousse Montiel

Reviewer Steven Lee

Status Completed

| Account Code | Description | CY Balance | LY Balance | Change |
|--------------|--------------------|-------------------|-------------------|-----------|
| 48500 | Income Tax Expense | \$7,452.21 | (\$11,408.68) | (165.32)% |
| TOTAL | | CY Balance | LY Balance | |
| | | \$7,452.21 | (\$11,408.68) | |

Supporting Documents

No supporting documents

49000 - Profit/Loss Allocation Account

2021 Financial Year

Preparer Lousse Montiel

Reviewer Steven Lee

Status Completed

| Account Code | Description | CY Balance | LY Balance | Change |
|--------------|--------------------------------|-------------------|-------------------|--------|
| 49000 | Profit/Loss Allocation Account | \$62,506.38 | \$34,707.10 | 80.1% |
| TOTAL | | CY Balance | LY Balance | |
| | | \$62,506.38 | \$34,707.10 | |

Supporting Documents

No supporting documents

50000 - Members

2021 Financial Year

Preparer Lousse Montiel

Reviewer Steven Lee

Status Completed

| Account Code | Description | Opening Balance | Contribution Income | Earnings | Member Payments | Tax & Fees | Closing Balance | Change |
|--------------|---|------------------------|----------------------------|-----------------|------------------------|-----------------------|------------------------|--------|
| SEVBRO00001A | Severino, Bronwyn - Accumulation (Accumulation) | (\$8,652.86) | | (\$2,646.92) | | \$272.39 | (\$11,027.39) | 27.44% |
| SEVCLA00001A | Severino, Clayton - Accumulation (Accumulation) | (\$174,646.31) | (\$17,517.30) | (\$54,398.91) | | \$11,784.36 | (\$234,778.16) | 34.43% |
| | TOTAL | Opening Balance | Contribution Income | Earnings | Member Payments | Tax & Fees | Closing Balance | |
| | | (\$183,299.17) | (\$17,517.30) | (\$57,045.83) | | \$12,056.75 | (\$245,805.55) | |

Supporting Documents

- Members Summary [Report](#)
- Members Statements [Report](#)

Standard Checklist

- Attach copies of Members Statements

SEVERINO FAMILY SUPER Members Statement

Clayton Severino
49 Carina Rd
Oyster Bay, New South Wales, 2225, Australia

Your Details

| | | | |
|----------------------------|--------------------|--------------------------|------------|
| Date of Birth : | Provided | Nominated Beneficiaries: | N/A |
| Age: | 46 | Nomination Type: | N/A |
| Tax File Number: | Provided | Vested Benefits: | 234,778.16 |
| Date Joined Fund: | 18/09/2009 | Total Death Benefit: | 234,778.16 |
| Service Period Start Date: | 05/07/1993 | Current Salary: | 0.00 |
| Date Left Fund: | | Previous Salary: | 0.00 |
| Member Code: | SEVCLA00001A | Disability Benefit: | 0.00 |
| Account Start Date: | 18/09/2009 | | |
| Account Phase: | Accumulation Phase | | |
| Account Description: | Accumulation | | |

Your Balance

| | |
|--------------------------------|------------|
| Total Benefits | 234,778.16 |
| <u>Preservation Components</u> | |
| Preserved | 234,778.16 |
| Unrestricted Non Preserved | |
| Restricted Non Preserved | |
| <u>Tax Components</u> | |
| Tax Free | |
| Taxable | 234,778.16 |

Your Detailed Account Summary

| | This Year | Last Year |
|--|------------|-------------|
| Opening balance at 01/07/2020 | 174,646.31 | 140,778.25 |
| <u>Increases to Member account during the period</u> | | |
| Employer Contributions | 17,517.30 | 25,727.88 |
| Personal Contributions (Concessional) | | |
| Personal Contributions (Non Concessional) | | |
| Government Co-Contributions | | |
| Other Contributions | | |
| Proceeds of Insurance Policies | | |
| Transfers In | | |
| Net Earnings | 54,398.91 | 1,454.65 |
| Internal Transfer In | | |
| <u>Decreases to Member account during the period</u> | | |
| Pensions Paid | | |
| Contributions Tax | 2,627.58 | 3,859.19 |
| Income Tax | 5,598.03 | (14,420.12) |
| No TFN Excess Contributions Tax | | |
| Excess Contributions Tax | | |
| Refund Excess Contributions | | |
| Division 293 Tax | 3,558.75 | 3,375.40 |
| Insurance Policy Premiums Paid | | |
| Management Fees | | |
| Member Expenses | | |
| Benefits Paid/Transfers Out | | 500.00 |
| Superannuation Surcharge Tax | | |
| Internal Transfer Out | | |
| Closing balance at 30/06/2021 | 234,778.16 | 174,646.31 |

SEVERINO FAMILY SUPER
Members Statement

Trustee's Disclaimer

This statement has been prepared by the Trustee for the member whose name appears at the top of this statement. Every effort has been made by the Trustee to ensure the accuracy and completeness of this Statement. The Trustee does not accept any liability for any error, omission or misprint. All amounts shown in relation to benefits do not take into account any amounts which may be withheld to satisfy the requirements imposed by the Income Tax Assessment Act 1936.

Signed by all the trustees of the fund

Clayton Severino
Trustee

Bronwyn Severino
Trustee

SEVERINO FAMILY SUPER

Members Statement

Bronwyn Severino
 49 Carina Rd
 Oyster Bay, New South Wales, 2225, Australia

Your Details

| | | | |
|----------------------------|--------------------|--------------------------|-----------|
| Date of Birth : | Provided | Nominated Beneficiaries: | N/A |
| Age: | 46 | Nomination Type: | N/A |
| Tax File Number: | Provided | Vested Benefits: | 11,027.39 |
| Date Joined Fund: | 18/09/2009 | Total Death Benefit: | 11,027.39 |
| Service Period Start Date: | 31/10/1994 | Current Salary: | 0.00 |
| Date Left Fund: | | Previous Salary: | 0.00 |
| Member Code: | SEVBRO00001A | Disability Benefit: | 0.00 |
| Account Start Date: | 18/09/2009 | | |
| Account Phase: | Accumulation Phase | | |
| Account Description: | Accumulation | | |

Your Balance

| | |
|--------------------------------|-----------|
| Total Benefits | 11,027.39 |
| <u>Preservation Components</u> | |
| Preserved | 11,027.39 |
| Unrestricted Non Preserved | |
| Restricted Non Preserved | |
| <u>Tax Components</u> | |
| Tax Free | 410.00 |
| Taxable | 10,617.39 |

Your Detailed Account Summary

| | This Year | Last Year |
|--|-----------|-----------|
| Opening balance at 01/07/2020 | 8,652.86 | 7,813.82 |
| <u>Increases to Member account during the period</u> | | |
| Employer Contributions | | |
| Personal Contributions (Concessional) | | |
| Personal Contributions (Non Concessional) | | |
| Government Co-Contributions | | |
| Other Contributions | | |
| Proceeds of Insurance Policies | | |
| Transfers In | | |
| Net Earnings | 2,646.92 | 76.89 |
| Internal Transfer In | | |
| <u>Decreases to Member account during the period</u> | | |
| Pensions Paid | | |
| Contributions Tax | | |
| Income Tax | 272.39 | (762.15) |
| No TFN Excess Contributions Tax | | |
| Excess Contributions Tax | | |
| Refund Excess Contributions | | |
| Division 293 Tax | | |
| Insurance Policy Premiums Paid | | |
| Management Fees | | |
| Member Expenses | | |
| Benefits Paid/Transfers Out | | |
| Superannuation Surcharge Tax | | |
| Internal Transfer Out | | |
| Closing balance at 30/06/2021 | 11,027.39 | 8,652.86 |

SEVERINO FAMILY SUPER
Members Statement

Trustee's Disclaimer

This statement has been prepared by the Trustee for the member whose name appears at the top of this statement. Every effort has been made by the Trustee to ensure the accuracy and completeness of this Statement. The Trustee does not accept any liability for any error, omission or misprint. All amounts shown in relation to benefits do not take into account any amounts which may be withheld to satisfy the requirements imposed by the Income Tax Assessment Act 1936.

Signed by all the trustees of the fund

Clayton Severino
Trustee

Bronwyn Severino
Trustee

SEVERINO FAMILY SUPER
Members Summary

As at 30 June 2021

| Opening Balances | Increases | | | | Decreases | | | | | Closing Balance | |
|-----------------------------------|------------------|--------------|------------------|--------------------|---------------|-------------------|-----------------|---------------------------------|--------------------|-----------------|-------------------|
| | Contributions | Transfers In | Net Earnings | Insurance Proceeds | Pensions Paid | Contributions Tax | Taxes Paid | Benefits Paid/ Transfers Out | Insurance Premiums | | Member Expenses |
| Clayton Severino (Age: 46) | | | | | | | | | | | |
| SEVCLA00001A - Accumulation | | | | | | | | | | | |
| 174,646.31 | 17,517.30 | | 54,398.91 | | | 6,186.33 | 5,598.03 | | | | 234,778.16 |
| 174,646.31 | 17,517.30 | | 54,398.91 | | | 6,186.33 | 5,598.03 | | | | 234,778.16 |
| Bronwyn Severino (Age: 46) | | | | | | | | | | | |
| SEVBRO00001A - Accumulation | | | | | | | | | | | |
| 8,652.86 | | | 2,646.92 | | | | 272.39 | | | | 11,027.39 |
| 8,652.86 | | | 2,646.92 | | | | 272.39 | | | | 11,027.39 |
| 183,299.17 | 17,517.30 | | 57,045.83 | | | 6,186.33 | 5,870.42 | | | | 245,805.55 |

60400 - Bank Accounts

2021 Financial Year

Preparer Louise Montiel

Reviewer Steven Lee

Status Completed

| Account Code | Description | CY Balance | LY Balance | Change |
|--------------|----------------------|-------------------|-------------------|--------|
| MBL962773131 | Macquarie CMA ***131 | \$28,198.15 | \$19,202.41 | 46.85% |
| TOTAL | | CY Balance | LY Balance | |
| | | \$28,198.15 | \$19,202.41 | |

Supporting Documents

- Bank Statement Report [Report](#)
- Macquarie CMA Statement - 1.7.20 - 31.12.20.pdf [MBL962773131](#)
- Macquarie CMA Statement - 1.1.21 - 30.6.21.pdf [MBL962773131](#)

Standard Checklist

- Attach Copies of Bank Statements
- Attach copy of Bank Statement Report
- Ensure all Balances match Statement Balances at June 30
- Ensure all Transactions have been entered

SEVERINO FAMILY SUPER Bank Statement Report

For The Period 01 July 2020 to 30 June 2021

Chart Code: 60400 / MBL962773131

Account Name: Macquarie CMA ***131

BSB and Account Number: 182512 962773131

| | | | | | | | |
|------------------------|---|---------------------|---|----------------------|---|------------------------|-----------------------|
| Opening Balance | - | Total Debits | + | Total Credits | = | Closing Balance | Data Feed Used |
| \$ 19,202.41 | | \$ 16,963.45 | | \$ 25,959.19 | | \$ 28,198.15 | |

| Date | Description | Debit \$ | Credit \$ | Ledger Balance \$ | Statement Balance \$ | Variance \$ |
|------------|---|-------------|--------------|----------------------|-------------------------|----------------|
| 01/07/2020 | Opening Balance | | | 19,202.41 | | |
| 03/07/2020 | Deposit NAB INTERIM DIV DV211/01249510 [System Matched Income Data] | | 270.00 | 19,472.41 | | |
| 09/07/2020 | Funds transfer MOT CNT5386862 BUY 2500 FXL | 3,094.95 | | 16,377.46 | | |
| 31/07/2020 | Interest MACQUARIE CMA INTEREST PAID* | | 0.73 | 16,378.19 | | |
| 10/08/2020 | Deposit QUICKSUPER QUICKSPR2752842258 | | 2,407.53 | 18,785.72 | | |
| 10/08/2020 | BPAY BPAY TO DOW ANREO 2020 | 573.75 | | 18,211.97 | | |
| 10/08/2020 | BPAY BPAY TO CANN GROUP SPP | 5,000.00 | | 13,211.97 | | |
| 31/08/2020 | Interest MACQUARIE CMA INTEREST PAID* | | 0.60 | 13,212.57 | | |
| 07/09/2020 | BPAY BPAY TO TAX OFFICE PAYMENTS | 3,558.75 | | 9,653.82 | | |
| 18/09/2020 | Deposit WOODSIDE INT20/00698290 [System Matched Income Data] | | 76.12 | 9,729.94 | | |
| 24/09/2020 | Deposit RHP FNL DIV 001252330592 [System Matched Income Data] | | 32.00 | 9,761.94 | | |
| 24/09/2020 | Deposit SANTOS LIMITED S00118718658 [System Matched Income Data] | | 36.42 | 9,798.36 | | |
| 25/09/2020 | Deposit LNK FNL DIV 001251825841 [System Matched Income Data] | | 38.50 | 9,836.86 | | |
| 30/09/2020 | Interest MACQUARIE CMA INTEREST PAID* | | 0.38 | 9,837.24 | | |
| 30/09/2020 | Deposit ANZ DIVIDEND A069/00800391 [System Matched Income Data] | | 225.00 | 10,062.24 | | |
| 05/10/2020 | Deposit IVC ITM DIV 001249698732 [System Matched Income Data] | | 23.49 | 10,085.73 | | |
| 06/10/2020 | Deposit PPE FINAL DIV 001252204404 [System Matched Income Data] | | 67.50 | 10,153.23 | | |

SEVERINO FAMILY SUPER
Bank Statement Report

For The Period 01 July 2020 to 30 June 2021

| Date | Description | Debit \$ | Credit \$ | Ledger Balance \$ | Statement Balance \$ | Variance \$ |
|------------|--|-------------|--------------|----------------------|-------------------------|----------------|
| 16/10/2020 | Deposit 5G DIV 2020 001252746769 [System Matched Income Data] | | 27.00 | 10,180.23 | | |
| 28/10/2020 | BPAY BPAY TO TAX OFFICE PAYMENTS | 877.00 | | 9,303.23 | | |
| 02/11/2020 | Deposit QUICKSUPER QUICKSPR2812383156 | | 1,605.02 | 10,908.25 | | |
| 02/11/2020 | BPAY BPAY TO TAX OFFICE PAYMENTS | 1,570.00 | | 9,338.25 | | |
| 30/11/2020 | Deposit QUICKSUPER QUICKSPR2833806763 | | 1,605.02 | 10,943.27 | | |
| 10/12/2020 | Deposit NAB FINAL DIV DV212/00736702 [System Matched Income Data] | | 345.30 | 11,288.57 | | |
| 11/12/2020 | Deposit MOT CNT20450788 SELL 8000 CAN | | 5,540.05 | 16,828.62 | | |
| 16/12/2020 | Deposit ANZ DIVIDEND A070/00793626 [System Matched Income Data] | | 315.00 | 17,143.62 | | |
| 18/12/2020 | Deposit WBC DIVIDEND 001254094973 [System Matched Income Data] | | 248.00 | 17,391.62 | | |
| 18/12/2020 | Deposit ARISTOCRAT DIV S00118718658 [System Matched Income Data] | | 27.50 | 17,419.12 | | |
| 31/12/2020 | Interest MACQUARIE CMA INTEREST PAID* | | 3.47 | 17,422.59 | | |
| 11/01/2021 | Deposit QUICKSUPER QUICKSPR2863506109 | | 2,213.51 | 19,636.10 | | |
| 29/01/2021 | Interest MACQUARIE CMA INTEREST PAID* | | 2.10 | 19,638.20 | | |
| 09/02/2021 | Deposit QUICKSUPER QUICKSPR2885719508 | | 1,605.02 | 21,243.22 | | |
| 23/02/2021 | BPAY BPAY TO TAX OFFICE PAYMENTS | 877.00 | | 20,366.22 | | |
| 26/02/2021 | Interest MACQUARIE CMA INTEREST PAID* | | 1.88 | 20,368.10 | | |
| 26/02/2021 | Deposit SCG DISTRIBUTION FEB21/00876581 [System Matched Income Data] | | 315.00 | 20,683.10 | | |
| 08/03/2021 | Deposit QUICKSUPER QUICKSPR2907493579 | | 1,605.02 | 22,288.12 | | |
| 22/03/2021 | Deposit RHP ITM DIV 001257903355 [System Matched Income Data] | | 24.00 | 22,312.12 | | |
| 22/03/2021 | Funds transfer TRANSACT FUNDS TFR TO SuperHelp Australi | 535.00 | | 21,777.12 | | |
| 24/03/2021 | Deposit WOODSIDE FIN20/00696954 [System Matched Income Data] | | 32.12 | 21,809.24 | | |

SEVERINO FAMILY SUPER
Bank Statement Report

For The Period 01 July 2020 to 30 June 2021

| Date | Description | Debit \$ | Credit \$ | Ledger Balance \$ | Statement Balance \$ | Variance \$ |
|------------|---|------------------|------------------|----------------------|-------------------------|----------------|
| 25/03/2021 | Deposit SANTOS LIMITED S00118718658 [System Matched Income Data] | | 78.95 | 21,888.19 | | |
| 25/03/2021 | Deposit DOW DIVIDEND AUI21/00824470 | | 90.27 | 21,978.46 | | |
| 31/03/2021 | Interest MACQUARIE CMA INTEREST PAID* | | 2.19 | 21,980.65 | | |
| 31/03/2021 | Deposit PPE INTERIM DIV 001258699062 [System Matched Income Data] | | 67.50 | 22,048.15 | | |
| 09/04/2021 | Deposit LNK ITM DIV 001259592718 [System Matched Income Data] | | 49.50 | 22,097.65 | | |
| 14/04/2021 | Deposit QUICKSUPER QUICKSPR2936858139 | | 1,605.02 | 23,702.67 | | |
| 22/04/2021 | Deposit IVC FNL DIV 001259644784 [System Matched Income Data] | | 29.89 | 23,732.56 | | |
| 22/04/2021 | BPAY BPAY TO TAX OFFICE PAYMENTS | 877.00 | | 22,855.56 | | |
| 30/04/2021 | Interest MACQUARIE CMA INTEREST PAID* | | 2.27 | 22,857.83 | | |
| 03/05/2021 | Deposit QUICKSUPER QUICKSPR2952169873 | | 1,605.02 | 24,462.85 | | |
| 31/05/2021 | Interest MACQUARIE CMA INTEREST PAID* | | 2.48 | 24,465.33 | | |
| 31/05/2021 | Deposit QUICKSUPER QUICKSPR2974122134 | | 1,605.02 | 26,070.35 | | |
| 22/06/2021 | Deposit QUICKSUPER QUICKSPR2989972624 | | 1,661.12 | 27,731.47 | | |
| 25/06/2021 | Deposit WBC DIVIDEND 001260669779 [System Matched Income Data] | | 464.00 | 28,195.47 | | |
| 30/06/2021 | Interest MACQUARIE CMA INTEREST PAID* | | 2.68 | 28,198.15 | | |
| 30/06/2021 | CLOSING BALANCE | | | 28,198.15 | | |
| | | <u>16,963.45</u> | <u>25,959.19</u> | | | |



Macquarie Cash Management Account

MACQUARIE BANK LIMITED
ABN 46 008 583 542 AFSL 237502

enquiries 1800 806 310
transact@macquarie.com
www.macquarie.com.au

GPO Box 2520
Sydney, NSW 2001



MR C SEVERINO &
MRS B L SEVERINO
49 CARINA ROAD
OYSTER BAY NSW 2225

1 Shelley Street
Sydney, NSW 2000

account balance **\$17,422.59**
as at 31 Dec 20

account name CLAYTON SEVERINO &
BRONWYN LOUISE SEVERINO ATF
SEVERINO FAMILY SUPER FUND
account no. 962773131

| transaction | description | debits | credits | balance |
|-------------|--|----------|----------|-----------|
| 30.06.20 | OPENING BALANCE | | | 19,202.41 |
| 03.07.20 | Deposit NAB INTERIM DIV DV211/01249510 | | 270.00 | 19,472.41 |
| 09.07.20 | Funds transfer MOT CNT5386862 BUY 2500 FXL | 3,094.95 | | 16,377.46 |
| 31.07.20 | Interest MACQUARIE CMA INTEREST PAID* | | 0.73 | 16,378.19 |
| 10.08.20 | Deposit QUICKSUPER QUICKSPR2752842258 | | 2,407.53 | 18,785.72 |
| 10.08.20 | BPAY BPAY TO DOW ANREO 2020 | 573.75 | | 18,211.97 |
| 10.08.20 | BPAY BPAY TO CANN GROUP SPP | 5,000.00 | | 13,211.97 |
| 31.08.20 | Interest MACQUARIE CMA INTEREST PAID* | | 0.60 | 13,212.57 |
| 07.09.20 | BPAY BPAY TO TAX OFFICE PAYMENTS | 3,558.75 | | 9,653.82 |
| 18.09.20 | Deposit WOODSIDE INT20/00698290 | | 76.12 | 9,729.94 |
| 24.09.20 | Deposit RHP FNL DIV 001252330592 | | 32.00 | 9,761.94 |

how to make a transaction

online
Log in to www.macquarie.com.au/personal

by phone
Call 133 275 to make a phone transaction

transfers from another bank account
Transfer funds from another bank to this account:
BSB 182 512
ACCOUNT NO. 962773131

deposits using BPay
From another bank



Bill code: 667022
Ref: 962 773 131

continued on next



Macquarie Cash Management Account

enquiries 1800 806 310

account name CLAYTON SEVERINO &
BRONWYN LOUISE SEVERINO ATF
SEVERINO FAMILY SUPER FUND
account no. 962773131

| | transaction | description | debits | credits | balance |
|----------|-------------|-------------------------------|----------|----------|-----------|
| 24.09.20 | Deposit | SANTOS LIMITED S00118718658 | | 36.42 | 9,798.36 |
| 25.09.20 | Deposit | LNK FNL DIV 001251825841 | | 38.50 | 9,836.86 |
| 30.09.20 | Interest | MACQUARIE CMA INTEREST PAID* | | 0.38 | 9,837.24 |
| 30.09.20 | Deposit | ANZ DIVIDEND A069/00800391 | | 225.00 | 10,062.24 |
| 05.10.20 | Deposit | IVC ITM DIV 001249698732 | | 23.49 | 10,085.73 |
| 06.10.20 | Deposit | PPE FINAL DIV 001252204404 | | 67.50 | 10,153.23 |
| 16.10.20 | Deposit | 5G DIV 2020 001252746769 | | 27.00 | 10,180.23 |
| 28.10.20 | BPAY | BPAY TO TAX OFFICE PAYMENTS | 877.00 | | 9,303.23 |
| 02.11.20 | Deposit | QUICKSUPER QUICKSPR2812383156 | | 1,605.02 | 10,908.25 |
| 02.11.20 | BPAY | BPAY TO TAX OFFICE PAYMENTS | 1,570.00 | | 9,338.25 |
| 30.11.20 | Deposit | QUICKSUPER QUICKSPR2833806763 | | 1,605.02 | 10,943.27 |
| 10.12.20 | Deposit | NAB FINAL DIV DV212/00736702 | | 345.30 | 11,288.57 |
| 11.12.20 | Deposit | MOT CNT20450788 SELL 8000 CAN | | 5,540.05 | 16,828.62 |
| 16.12.20 | Deposit | ANZ DIVIDEND A070/00793626 | | 315.00 | 17,143.62 |
| 18.12.20 | Deposit | WBC DIVIDEND 001254094973 | | 248.00 | 17,391.62 |
| 18.12.20 | Deposit | ARISTOCRAT DIV S00118718658 | | 27.50 | 17,419.12 |
| 31.12.20 | Interest | MACQUARIE CMA INTEREST PAID* | | 3.47 | 17,422.59 |

continued on next



Macquarie Cash Management Account

enquiries 1800 806 310

account name CLAYTON SEVERINO &
BRONWYN LOUISE SEVERINO ATF
SEVERINO FAMILY SUPER FUND
account no. 962773131

| transaction | description | debits | credits | balance |
|-------------|---------------------------------|-----------|-----------|-----------|
| | CLOSING BALANCE AS AT 31 DEC 20 | 14,674.45 | 12,894.63 | 17,422.59 |

* Interest rate for the period 1 July to 30 September: balances \$0.00 to \$4,999.99 earned 0.05% balances \$5,000.00 and above earned 0.05% pa (92 days); 1 October to 30 November: balances \$0.00 to \$4,999.99 earned 0.00% balances \$5,000.00 and above earned 0.00% pa (61 days); 1 December to 31 December: 0.27% pa (31 days)



Macquarie Cash Management Account

enquiries 1800 806 310

account name CLAYTON SEVERINO &
BRONWYN LOUISE SEVERINO ATF
SEVERINO FAMILY SUPER FUND
account no. 962773131

We offer several options that allow you to make payments and view transactions free of charge

- Electronic funds transfers up to \$20,000 a day using online banking.
- Increase your limit to \$100,000 temporarily or nominate an account for unlimited transfers by contacting us.
- BPAY payments (subject to BPAY biller code limits) free of charge via online and mobile banking.
- Make the switch to free online statements by updating your preference online.

About your account

- Interest is calculated on daily balances and paid monthly. The interest rate is variable and may change at any time without prior notice.
- If you have a complaint about our service, or you'd like more information about your account including fees and charges, mistaken payments or unauthorised transactions, please read the terms and conditions for your account or contact us.

Protect your account

- Please check each entry on this statement. If you think there is an error or unauthorised transaction, please contact us right away.
- If you have new contact details, please contact us to update them.
- This statement should be kept in a safe place at all times. Please read the Product Information Statement for more details about keeping your account secure.

Access to and sharing your data

- We may provide access to or share an electronic copy of your data (account details, balance, transaction history and personal information) with other parties at your or your Financial Services Professional's request. This includes people who work with or for your Financial Services Professional such as accountants, consultants, technology platform owner/operators and others, some of whom may not be in Australia.
- Please refer to the current offer document for more information and speak with your Financial Services Professional if you have questions about how your data may be used, disclosed and/or protected.

Visit our Help Centre

- Here you'll find answers to common questions about your account. For more information, please visit help.macquarie.com

Download the Macquarie Mobile Banking app

- The Macquarie Mobile Banking app makes managing your money simple and convenient.



*The Apple logo is a trademark of Apple Inc, registered in the U.S. and other countries.
App Store is a service mark of Apple Inc. Google Logo is a trademark of Google LLC.*



Macquarie Cash Management Account

MACQUARIE BANK LIMITED
ABN 46 008 583 542 AFSL 237502

enquiries 1800 806 310
transact@macquarie.com
www.macquarie.com.au

GPO Box 2520
Sydney, NSW 2001



MR C SEVERINO &
MRS B L SEVERINO
49 CARINA ROAD
OYSTER BAY NSW 2225

1 Shelley Street
Sydney, NSW 2000

account balance **\$28,198.15**
as at 30 Jun 21

account name CLAYTON SEVERINO &
BRONWYN LOUISE SEVERINO ATF
SEVERINO FAMILY SUPER FUND
account no. 962773131

| transaction | description | debits | credits | balance |
|-------------|---|--------|----------|-----------|
| 31.12.20 | OPENING BALANCE | | | 17,422.59 |
| 11.01.21 | Deposit QUICKSUPER QUICKSPR2863506109 | | 2,213.51 | 19,636.10 |
| 29.01.21 | Interest MACQUARIE CMA INTEREST PAID* | | 2.10 | 19,638.20 |
| 09.02.21 | Deposit QUICKSUPER QUICKSPR2885719508 | | 1,605.02 | 21,243.22 |
| 23.02.21 | BPAY BPAY TO TAX OFFICE PAYMENTS | 877.00 | | 20,366.22 |
| 26.02.21 | Interest MACQUARIE CMA INTEREST PAID* | | 1.88 | 20,368.10 |
| 26.02.21 | Deposit SCG DISTRIBUTION FEB21/00876581 | | 315.00 | 20,683.10 |
| 08.03.21 | Deposit QUICKSUPER QUICKSPR2907493579 | | 1,605.02 | 22,288.12 |
| 22.03.21 | Deposit RHP ITM DIV 001257903355 | | 24.00 | 22,312.12 |
| 22.03.21 | Funds transfer TRANSACT FUNDS TFR TO SuperHelp Australi | 535.00 | | 21,777.12 |
| 24.03.21 | Deposit WOODSIDE FIN20/00696954 | | 32.12 | 21,809.24 |

how to make a transaction

online
Log in to www.macquarie.com.au/personal

by phone
Call 133 275 to make a phone transaction

transfers from another bank account
Transfer funds from another bank to this account:
BSB 182 512
ACCOUNT NO. 962773131

deposits using BPay
From another bank



Bill code: 667022
Ref: 962 773 131

continued on next



Macquarie Cash Management Account

enquiries 1800 806 310

account name CLAYTON SEVERINO &
BRONWYN LOUISE SEVERINO ATF
SEVERINO FAMILY SUPER FUND
account no. 962773131

| | transaction | description | debits | credits | balance |
|----------|-------------|-------------------------------|--------|----------|-----------|
| 25.03.21 | Deposit | SANTOS LIMITED S00118718658 | | 78.95 | 21,888.19 |
| 25.03.21 | Deposit | DOW DIVIDEND AUI21/00824470 | | 90.27 | 21,978.46 |
| 31.03.21 | Interest | MACQUARIE CMA INTEREST PAID* | | 2.19 | 21,980.65 |
| 31.03.21 | Deposit | PPE INTERIM DIV 001258699062 | | 67.50 | 22,048.15 |
| 09.04.21 | Deposit | LNK ITM DIV 001259592718 | | 49.50 | 22,097.65 |
| 14.04.21 | Deposit | QUICKSUPER QUICKSPR2936858139 | | 1,605.02 | 23,702.67 |
| 22.04.21 | Deposit | IVC FNL DIV 001259644784 | | 29.89 | 23,732.56 |
| 22.04.21 | BPAY | BPAY TO TAX OFFICE PAYMENTS | 877.00 | | 22,855.56 |
| 30.04.21 | Interest | MACQUARIE CMA INTEREST PAID* | | 2.27 | 22,857.83 |
| 03.05.21 | Deposit | QUICKSUPER QUICKSPR2952169873 | | 1,605.02 | 24,462.85 |
| 31.05.21 | Interest | MACQUARIE CMA INTEREST PAID* | | 2.48 | 24,465.33 |
| 31.05.21 | Deposit | QUICKSUPER QUICKSPR2974122134 | | 1,605.02 | 26,070.35 |
| 22.06.21 | Deposit | QUICKSUPER QUICKSPR2989972624 | | 1,661.12 | 27,731.47 |
| 25.06.21 | Deposit | WBC DIVIDEND 001260669779 | | 464.00 | 28,195.47 |
| 30.06.21 | Interest | MACQUARIE CMA INTEREST PAID* | | 2.68 | 28,198.15 |

continued on next



Macquarie Cash Management Account

enquiries 1800 806 310

account name CLAYTON SEVERINO &
BRONWYN LOUISE SEVERINO ATF
SEVERINO FAMILY SUPER FUND
account no. 962773131

| transaction | description | debits | credits | balance |
|-------------|---------------------------------|----------|-----------|-----------|
| | CLOSING BALANCE AS AT 30 JUN 21 | 2,289.00 | 13,064.56 | 28,198.15 |

* Interest rate for the period 1 January to 3 January: 0.27% pa (3 days); 4 January to 30 June: 0.12% pa (178 days)

annual interest summary 2020/2021

| | |
|-------------------|-------|
| INTEREST PAID | 18.78 |
| TOTAL INCOME PAID | 18.78 |



Macquarie Cash Management Account

enquiries 1800 806 310

account name CLAYTON SEVERINO &
BRONWYN LOUISE SEVERINO ATF
SEVERINO FAMILY SUPER FUND
account no. 962773131

We offer several options that allow you to make payments and view transactions free of charge

- Electronic funds transfers up to \$20,000 a day using online banking.
- Increase your limit to \$100,000 temporarily or nominate an account for unlimited transfers by contacting us.
- BPAY payments (subject to BPAY biller code limits) free of charge via online and mobile banking.
- Make the switch to free online statements by updating your preference online.

About your account

- Interest is calculated on daily balances and paid monthly. The interest rate is variable and may change at any time without prior notice.
- If you have a complaint about our service, or you'd like more information about your account including fees and charges, mistaken payments or unauthorised transactions, please read the terms and conditions for your account or contact us.

Protect your account

- Please check each entry on this statement. If you think there is an error or unauthorised transaction, please contact us right away.
- If you have new contact details, please contact us to update them.
- This statement should be kept in a safe place at all times. Please read the Product Information Statement for more details about keeping your account secure.

Access to and sharing your data

- We may provide access to or share an electronic copy of your data (account details, balance, transaction history and personal information) with other parties at your or your Financial Services Professional's request. This includes people who work with or for your Financial Services Professional such as accountants, consultants, technology platform owner/operators and others, some of whom may not be in Australia.
- Please refer to the current offer document for more information and speak with your Financial Services Professional if you have questions about how your data may be used, disclosed and/or protected.

Visit our Help Centre

- Here you'll find answers to common questions about your account. For more information, please visit help.macquarie.com

Download the Macquarie Mobile Banking app

- The Macquarie Mobile Banking app makes managing your money simple and convenient.



*The Apple logo is a trademark of Apple Inc, registered in the U.S. and other countries.
App Store is a service mark of Apple Inc. Google Logo is a trademark of Google LLC.*

77600 - Shares in Listed Companies (Australian)

2021 Financial Year

Preparer Louise Montiel

Reviewer Steven Lee

Status Completed

| Account Code | Description | CY Units | CY Balance | LY Units | LY Balance | Change |
|--------------|---|--------------|-------------|--------------|-------------|----------|
| 5GN.AX | 5g Networks Limited | 2700.000000 | \$2,295.00 | 2700.000000 | \$3,186.00 | (27.97)% |
| ALL.AX | Aristocrat Leisure Limited | 275.000000 | \$11,849.75 | 275.000000 | \$7,012.50 | 68.98% |
| ANZ.AX | Australia And New Zealand Banking Group Limited | 900.000000 | \$25,335.00 | 900.000000 | \$16,776.00 | 51.02% |
| BLD.AX | Boral Limited. | 1500.000000 | \$11,025.00 | 1500.000000 | \$5,685.00 | 93.93% |
| CAN.AX | Cann Group Limited | 8000.000000 | \$2,720.00 | 3500.000000 | \$2,765.00 | (1.63)% |
| DOW.AX | Downer Edi Limited | 1003.000000 | \$5,606.77 | 850.000000 | \$3,723.00 | 50.6% |
| EML.AX | EML Payments Limited | 1350.000000 | \$4,698.00 | 1350.000000 | \$4,509.00 | 4.19% |
| EOS.AX | Electro Optic Systems Holdings Limited | 600.000000 | \$2,586.00 | 600.000000 | \$2,808.00 | (7.91)% |
| ETPMAG.AX | Etfs Metal Securities Australia Limited | 400.000000 | \$12,880.00 | 400.000000 | \$9,884.00 | 30.31% |
| FXL.AX | Flexigroup Limited | 0.000000 | | | | 0% |
| HUM.AX | Humm Group Limited | 2500.000000 | \$2,475.00 | | | 100% |
| IVC.AX | Invocare Limited | 427.000000 | \$4,940.39 | 427.000000 | \$4,474.96 | 10.4% |
| KAR.AX | Karoon Energy Ltd | 5000.000000 | \$6,650.00 | 5000.000000 | \$3,025.00 | 119.83% |
| KLL.AX | Kalium Lakes Limited | 17000.000000 | \$4,165.00 | 17000.000000 | \$2,465.00 | 68.97% |

| Account Code | Description | CY Units | CY Balance | LY Units | LY Balance | Change |
|--------------|--------------------------------------|-----------------|-------------------|-----------------|-------------------|----------|
| LNK.AX | Link Administration Holdings Limited | 1100.000000 | \$5,544.00 | 1100.000000 | \$4,510.00 | 22.93% |
| NAB.AX | National Australia Bank Limited | 1151.000000 | \$30,179.22 | 1151.000000 | \$20,971.22 | 43.91% |
| OPT.AX | Opthea Limited | 1300.000000 | \$1,735.50 | 1300.000000 | \$3,068.00 | (43.43)% |
| PNV.AX | Polynovo Limited | 1740.000000 | \$4,906.80 | 1740.000000 | \$4,419.60 | 11.02% |
| PPE.AX | People Infrastructure Ltd | 1500.000000 | \$6,885.00 | 1500.000000 | \$3,000.00 | 129.5% |
| RHP.AX | Rhipe Limited | 1600.000000 | \$3,344.00 | 1600.000000 | \$3,152.00 | 6.09% |
| STO.AXW | Santos Limited | 1250.000000 | \$8,862.50 | 1250.000000 | \$6,625.00 | 33.77% |
| VHT.AX | Volpara Health Technologies Limited | 2640.000000 | \$3,062.40 | 2640.000000 | \$3,616.80 | (15.33)% |
| WBC.AX | Westpac Banking Corporation | 800.000000 | \$20,648.00 | 800.000000 | \$14,360.00 | 43.79% |
| WEB.AX | Webjet Limited | 950.000000 | \$4,664.50 | 950.000000 | \$3,154.00 | 47.89% |
| WHC.AX | Whitehaven Coal Limited | 2150.000000 | \$4,171.00 | 2150.000000 | \$3,074.50 | 35.66% |
| WPL.AX | Woodside Petroleum Ltd | 210.000000 | \$4,664.10 | 210.000000 | \$4,546.50 | 2.59% |
| | TOTAL | CY Units | CY Balance | LY Units | LY Balance | |
| | | 58046.000000 | \$195,892.93 | 50893.000000 | \$140,811.08 | |

Supporting Documents

- Investment Movement Report [Report](#)
- Balance Review Report [Report](#)
- Macquarie Trading - Financial Year Summary FY21.xlsx
- FY21 Financial Statement.pdf

Standard Checklist

- ☑ Attach Balance Review Report
- ☑ Attach copies of HIN/SRN or Chess Statements, Broker Statements, Contract Notes Corporate Action documentation and any other relevant Source Documentation
- ☑ Attach Investment Movement Report
- ☑ Ensure all Investments are valued correctly at June 30
- ☑ Ensure the investment is in accordance with the Fund's investment strategy

SEVERINO FAMILY SUPER

Balance Review Report

As at 30 June 2021

| Investment Code | Investment Name | Holding Reference | Third Party Data | | | BGL Ledger | Variance |
|-----------------|---|-------------------|--------------------|--------------|----------------|-------------|--------------------|
| | | | Data Feed Provider | Balance Date | Balance Amount | Balance | |
| 60400 | Bank Accounts | | | | | | |
| MBL962773131 | Macquarie CMA ***131 | | | | | 28,198.15 | |
| 77600 | Shares in Listed Companies (Australian) | | | | | | |
| 5GN.AX | 5g Networks Limited | | | | Setup | 2,700.0000 | 2,700.0000 |
| ALL.AX | Aristocrat Leisure Limited | | | | Setup | 275.0000 | 275.0000 |
| ANZ.AX | Australia And New Zealand Banking Group Limited | | | | Setup | 900.0000 | 900.0000 |
| BLD.AX | Boral Limited. | | | | Setup | 1,500.0000 | 1,500.0000 |
| CAN.AX | Cann Group Limited | | | | Setup | 8,000.0000 | 8,000.0000 |
| DOW.AX | Downer Edi Limited | | | | Setup | 1,003.0000 | 1,003.0000 |
| EOS.AX | Electro Optic Systems Holdings Limited | | | | Setup | 600.0000 | 600.0000 |
| EML.AX | EML Payments Limited | | | | Setup | 1,350.0000 | 1,350.0000 |
| ETPMAG.AX | Etf Metal Securities Australia Limited | | | | Setup | 400.0000 | 400.0000 |
| HUM.AX | Humm Group Limited | | | | Setup | 2,500.0000 | 2,500.0000 |
| IVC.AX | Invocare Limited | | | | Setup | 427.0000 | 427.0000 |
| KLL.AX | Kalium Lakes Limited | | | | Setup | 17,000.0000 | 17,000.0000 |
| KAR.AX | Karoon Energy Ltd | | | | Setup | 5,000.0000 | 5,000.0000 |
| LNK.AX | Link Administration Holdings Limited | | | | Setup | 1,100.0000 | 1,100.0000 |
| NAB.AX | National Australia Bank Limited | | | | Setup | 1,151.0000 | 1,151.0000 |
| OPT.AX | Opthea Limited | | | | Setup | 1,300.0000 | 1,300.0000 |
| PPE.AX | People Infrastructure Ltd | | | | Setup | 1,500.0000 | 1,500.0000 |
| PNV.AX | Polynovo Limited | | | | Setup | 1,740.0000 | 1,740.0000 |

SEVERINO FAMILY SUPER Balance Review Report

As at 30 June 2021

| Investment Code | Investment Name | Holding Reference | Third Party Data | | | BGL Ledger | Variance |
|-----------------|-------------------------------------|-------------------|--------------------|--------------|----------------|------------|-------------------|
| | | | Data Feed Provider | Balance Date | Balance Amount | Balance | |
| RHP.AX | Rhipe Limited | | | | Setup | 1,600.0000 | 1,600.0000 |
| STO.AX | Santos Limited | | | | Setup | 1,250.0000 | 1,250.0000 |
| VHT.AX | Volpara Health Technologies Limited | | | | Setup | 2,640.0000 | 2,640.0000 |
| WEB.AX | Webjet Limited | | | | Setup | 950.0000 | 950.0000 |
| WBC.AX | Westpac Banking Corporation | | | | Setup | 800.0000 | 800.0000 |
| WHC.AX | Whitehaven Coal Limited | | | | Setup | 2,150.0000 | 2,150.0000 |
| WPL.AX | Woodside Petroleum Ltd | | | | Setup | 210.0000 | 210.0000 |
| 78000 | Stapled Securities | | | | | | |
| SCG.AX | Scentre Group | | | | Setup | 4,500.0000 | 4,500.0000 |

SEVERINO FAMILY SUPER

Investment Movement Report

As at 30 June 2021

| Investment | Opening Balance | | Additions | | Disposals | | | Closing Balance | | |
|--|-----------------|------------------|-----------|------------------|------------|--------------------|--------------------------|-----------------|------------------|------------------|
| | Units | Cost | Units | Cost | Units | Cost | Accounting Profit/(Loss) | Units | Cost | Market Value |
| Bank Accounts | | | | | | | | | | |
| Macquarie CMA ***131 | | 19,202.41 | | 25,959.19 | | (16,963.45) | | | 28,198.15 | 28,198.15 |
| | | 19,202.41 | | 25,959.19 | | (16,963.45) | | | 28,198.15 | 28,198.15 |
| Shares in Listed Companies (Australian) | | | | | | | | | | |
| 5GN.AX - 5g Networks Limited | 2,700.00 | 3,502.95 | | | | | | 2,700.00 | 3,502.95 | 2,295.00 |
| ALL.AX - Aristocrat Leisure Limited | 275.00 | 7,472.45 | | | | | | 275.00 | 7,472.45 | 11,849.75 |
| ANZ.AX - Australia And New Zealand Banking Group Limited | 900.00 | 15,247.95 | | | | | | 900.00 | 15,247.95 | 25,335.00 |
| BLD.AX - Boral Limited. | 1,500.00 | 4,969.95 | | | | | | 1,500.00 | 4,969.95 | 11,025.00 |
| CAN.AX - Cann Group Limited | 3,500.00 | 2,942.45 | 12,500.00 | 5,000.00 | (8,000.00) | (4,742.45) | 797.60 | 8,000.00 | 3,200.00 | 2,720.00 |
| DOW.AX - Downer Edi Limited | 850.00 | 3,946.95 | 153.00 | 573.75 | | | | 1,003.00 | 4,520.70 | 5,606.77 |
| EOS.AX - Electro Optic Systems Holdings Limited | 600.00 | 3,349.95 | | | | | | 600.00 | 3,349.95 | 2,586.00 |
| EML.AX - EML Payments Limited | 1,350.00 | 3,070.95 | | | | | | 1,350.00 | 3,070.95 | 4,698.00 |
| ETPMAG.AX - Efts Metal Securities Australia Limited | 400.00 | 9,819.95 | | | | | | 400.00 | 9,819.95 | 12,880.00 |
| FXL.AX - Flexigroup Limited | | | | | | | | | | |

SEVERINO FAMILY SUPER

Investment Movement Report

As at 30 June 2021

| Investment | Opening Balance | | Additions | | Disposals | | | Closing Balance | | |
|---|-----------------|-----------|-----------|----------|------------|------------|--------------------------|-----------------|-----------|--------------|
| | Units | Cost | Units | Cost | Units | Cost | Accounting Profit/(Loss) | Units | Cost | Market Value |
| | | | 2,500.00 | 3,094.95 | (2,500.00) | (3,094.95) | | | 0.00 | |
| HUM.AX - Humm Group Limited | | | 2,500.00 | 3,094.95 | | | | 2,500.00 | 3,094.95 | 2,475.00 |
| IVC.AX - Invocare Limited | 427.00 | 4,979.75 | | | | | | 427.00 | 4,979.75 | 4,940.39 |
| KLL.AX - Kalium Lakes Limited | 17,000.00 | 2,569.95 | | | | | | 17,000.00 | 2,569.95 | 4,165.00 |
| KAR.AX - Karoon Energy Ltd | 5,000.00 | 3,194.95 | | | | | | 5,000.00 | 3,194.95 | 6,650.00 |
| LNK.AX - Link Administration Holdings Limited | 1,100.00 | 5,167.95 | | | | | | 1,100.00 | 5,167.95 | 5,544.00 |
| NAB.AX - National Australia Bank Limited | 1,151.00 | 18,781.60 | | | | | | 1,151.00 | 18,781.60 | 30,179.22 |
| OPT.AX - Opthea Limited | 1,300.00 | 3,464.95 | | | | | | 1,300.00 | 3,464.95 | 1,735.50 |
| PPE.AX - People Infrastructure Ltd | 1,500.00 | 3,019.95 | | | | | | 1,500.00 | 3,019.95 | 6,885.00 |
| PNV.AX - Polynovo Limited | 1,740.00 | 3,499.95 | | | | | | 1,740.00 | 3,499.95 | 4,906.80 |
| RHP.AX - Rhipe Limited | 1,600.00 | 3,539.95 | | | | | | 1,600.00 | 3,539.95 | 3,344.00 |
| STO.AXW - Santos Limited | 1,250.00 | 5,582.45 | | | | | | 1,250.00 | 5,582.45 | 8,862.50 |
| VHT.AX - Volpara Health Technologies Limited | | | | | | | | | | |

SEVERINO FAMILY SUPER

Investment Movement Report

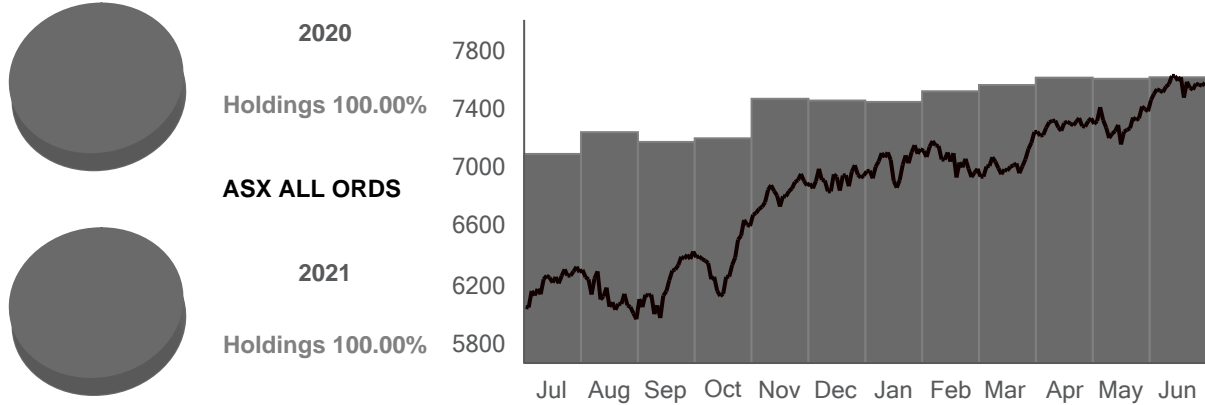
As at 30 June 2021

| Investment | Opening Balance | | Additions | | Disposals | | | Closing Balance | | Market Value |
|--------------------------------------|-----------------|-------------------|-----------|------------------|-----------|--------------------|--------------------------|-----------------|-------------------|-------------------|
| | Units | Cost | Units | Cost | Units | Cost | Accounting Profit/(Loss) | Units | Cost | |
| | 2,640.00 | 3,768.75 | | | | | | 2,640.00 | 3,768.75 | 3,062.40 |
| WEB.AX - Webjet Limited | 950.00 | 3,534.95 | | | | | | 950.00 | 3,534.95 | 4,664.50 |
| WBC.AX - Westpac Banking Corporation | 800.00 | 13,339.95 | | | | | | 800.00 | 13,339.95 | 20,648.00 |
| WHC.AX - Whitehaven Coal Limited | 2,150.00 | 3,524.45 | | | | | | 2,150.00 | 3,524.45 | 4,171.00 |
| WPL.AX - Woodside Petroleum Ltd | 210.00 | 5,055.75 | | | | | | 210.00 | 5,055.75 | 4,664.10 |
| | | 137,348.85 | | 11,763.65 | | (7,837.40) | 797.60 | | 141,275.10 | 195,892.93 |
| Stapled Securities | | | | | | | | | | |
| SCG.AX2 - Scentre Group | 4,500.00 | 7,534.95 | | | | | | 4,500.00 | 7,534.95 | 12,330.00 |
| | | 7,534.95 | | | | | | | 7,534.95 | 12,330.00 |
| | | 164,086.21 | | 37,722.84 | | (24,800.85) | 797.60 | | 177,008.20 | 236,421.08 |

Financial Year Summary

01 Jul 2020 - 30 Jun 2021

| Summary Information A/C 324752 | +/- | |
|--|-------------|---------------------|
| Holdings valuation at start of period | | \$150,576.08 |
| Holdings valuation at end of period | \$57,646.85 | \$208,222.93 |
| Portfolio at start of period | | \$150,576.08 |
| Portfolio at end of period | \$57,646.85 | \$208,222.93 |
| Total portfolio value | | \$208,222.93 |
| Total brokerage | | \$39.90 |
| Information service fees | | \$0.00 |
| Estimated dividends and distributions | | \$2,883.07 |
| Estimated franking credits | | \$1,045.20 |



While every effort has been made to provide you with an accurate statement, we give no warranty of accuracy or reliability and take no responsibility for any errors or omissions including negligence by any officers, employees or agents. We encourage you to confirm the information, holdings and valuations contained herein. Information contained in the report may only relate to the period since you commenced our service.

Copyright © 2021 Third Party Platform Pty Limited. All rights reserved.

Macquarie Online Trading is a service provided by Third Party Platform Pty Ltd ("TPP") ABN 74 121 227 905 AFSL No. 314341, at the request of Macquarie Bank Limited ABN 46 008 583 542 AFSL 237502 ("MBL"). TPP is a Participant of the ASX Group. Neither TPP nor MBL are representatives of each other. Some of the fees paid to TPP for the provision of its services will be remitted to MBL. TPP and MBL do not provide personal financial advice in relation to Macquarie Online Trading. You should consider your own financial situation, particular needs and investment objectives before acting on any of the information available on this report.

Holdings valuation

01 Jul 2020 - 30 Jun 2021

Holdings valuation at 1 Jul 2020

\$150,576.08

Equities

| ASX code | Description | Quantity | Cost Price | Price | Value |
|----------|-----------------|----------|------------|----------|-------------|
| 5GN | 5G NETWORK FPO | 2,700 | \$1.30 | \$1.180 | \$3,186.00 |
| ALL | ARISTOCRAT FPO | 275 | \$27.17 | \$25.500 | \$7,012.50 |
| ANZ | ANZ BANK FPO | 900 | \$16.94 | \$18.640 | \$16,776.00 |
| BLD | BORAL LTD FPO | 1,500 | \$3.31 | \$3.790 | \$5,685.00 |
| CAN | CANN GROUP FPO | 3,500 | \$0.84 | \$0.790 | \$2,765.00 |
| DOW | DOWNER EDI FPO | 850 | \$4.64 | \$4.380 | \$3,723.00 |
| EML | EMLPAYMENT FPO | 1,350 | \$2.27 | \$3.340 | \$4,509.00 |
| EOS | ELEC OPTIC FPO | 600 | \$5.58 | \$4.680 | \$2,808.00 |
| IVC | INVOCARE FPO | 427 | \$11.66 | \$10.480 | \$4,474.96 |
| KAR | KAROON FPO | 5,000 | \$0.64 | \$0.605 | \$3,025.00 |
| KLL | KALIUMLAKE FPO | 17,000 | \$0.15 | \$0.145 | \$2,465.00 |
| LNK | LINK ADMIN FPO | 1,100 | \$4.70 | \$4.100 | \$4,510.00 |
| NAB | NAT. BANK FPO | 1,151 | \$16.32 | \$18.220 | \$20,971.22 |
| OPT | OPTHEA FPO | 1,300 | \$2.67 | \$2.360 | \$3,068.00 |
| PNV | POLYNOVO FPO | 1,740 | \$2.01 | \$2.540 | \$4,419.60 |
| PPE | PEOPLEINFR FPO | 1,500 | \$2.01 | \$2.000 | \$3,000.00 |
| RHP | RHIPE LTD FPO | 1,600 | \$2.21 | \$1.970 | \$3,152.00 |
| SCG | SCENTRE STAPLED | 4,500 | \$1.67 | \$2.170 | \$9,765.00 |
| STO | SANTOS FPO | 1,250 | \$4.47 | \$5.300 | \$6,625.00 |
| VHT | VOLPARA FPO NZ | 2,640 | \$1.43 | \$1.370 | \$3,616.80 |
| WBC | WESTPAC FPO | 800 | \$16.67 | \$17.950 | \$14,360.00 |
| WEB | WEBJET FPO | 950 | \$3.72 | \$3.320 | \$3,154.00 |
| WHC | WHITEHAVEN FPO | 2,150 | \$1.64 | \$1.430 | \$3,074.50 |

While every effort has been made to provide you with an accurate statement, we give no warranty of accuracy or reliability and take no responsibility for any errors or omissions including negligence by any officers, employees or agents. We encourage you to confirm the information, holdings and valuations contained herein. Information contained in the report may only relate to the period since you commenced our service.

Copyright © 2021 Third Party Platform Pty Limited. All rights reserved.

Macquarie Online Trading is a service provided by Third Party Platform Pty Ltd ("TPP") ABN 74 121 227 905 AFSL No. 314341, at the request of Macquarie Bank Limited ABN 46 008 583 542 AFSL 237502 ("MBL"). TPP is a Participant of the ASX Group. Neither TPP nor MBL are representatives of each other. Some of the fees paid to TPP for the provision of its services will be remitted to MBL. TPP and MBL do not provide personal financial advice in relation to Macquarie Online Trading. You should consider your own financial situation, particular needs and investment objectives before acting on any of the information available on this report.

Holdings valuation (continued)

01 Jul 2020 - 30 Jun 2021

| | | | | | |
|------------------|--------------|-----|---------|----------|---------------------|
| WPL | WOODSIDE FPO | 210 | \$24.08 | \$21.650 | \$4,546.50 |
| Sub total | | | | | \$140,692.08 |

Warrants

| ASX code | Description | Quantity | Cost Price | Price | Value |
|------------------|-------------|----------|------------|----------|-------------------|
| ETPMAG | ETP ETFS AG | 400 | \$24.55 | \$24.710 | \$9,884.00 |
| Sub total | | | | | \$9,884.00 |

Holdings valuation at 30 Jun 2021

\$208,222.93

Equities

| ASX code | Description | Quantity | Cost Price | Price | Value |
|----------|----------------|----------|------------|----------|-------------|
| 5GN | 5G NETWORK FPO | 2,700 | \$1.30 | \$0.850 | \$2,295.00 |
| ALL | ARISTOCRAT FPO | 275 | \$27.17 | \$43.090 | \$11,849.75 |
| ANZ | ANZ BANK FPO | 900 | \$16.94 | \$28.150 | \$25,335.00 |
| BLD | BORAL LTD FPO | 1,500 | \$3.31 | \$7.350 | \$11,025.00 |
| CAN | CANN GROUP FPO | 8,000 | \$0.50 | \$0.340 | \$2,720.00 |
| DOW | DOWNER EDI FPO | 1,003 | \$4.51 | \$5.590 | \$5,606.77 |
| EML | EMLPAYMENT FPO | 1,350 | \$2.27 | \$3.480 | \$4,698.00 |
| EOS | ELEC OPTIC FPO | 600 | \$5.58 | \$4.310 | \$2,586.00 |
| HUM | HUMANIS FPO | 2,500 | \$1.24 | \$0.990 | \$2,475.00 |
| IVC | INVOCARE FPO | 427 | \$11.66 | \$11.570 | \$4,940.39 |
| KAR | KAROON FPO | 5,000 | \$0.64 | \$1.330 | \$6,650.00 |
| KLL | KALIUMLAKE FPO | 17,000 | \$0.15 | \$0.245 | \$4,165.00 |
| LNK | LINK ADMIN FPO | 1,100 | \$4.70 | \$5.040 | \$5,544.00 |
| NAB | NAT. BANK FPO | 1,151 | \$16.32 | \$26.220 | \$30,179.22 |
| OPT | OPHEA FPO | 1,300 | \$2.67 | \$1.335 | \$1,735.50 |

While every effort has been made to provide you with an accurate statement, we give no warranty of accuracy or reliability and take no responsibility for any errors or omissions including negligence by any officers, employees or agents. We encourage you to confirm the information, holdings and valuations contained herein. Information contained in the report may only relate to the period since you commenced our service.

Copyright © 2021 Third Party Platform Pty Limited. All rights reserved.

Macquarie Online Trading is a service provided by Third Party Platform Pty Ltd ("TPP") ABN 74 121 227 905 AFSL No. 314341, at the request of Macquarie Bank Limited ABN 46 008 583 542 AFSL 237502 ("MBL"). TPP is a Participant of the ASX Group. Neither TPP nor MBL are representatives of each other. Some of the fees paid to TPP for the provision of its services will be remitted to MBL. TPP and MBL do not provide personal financial advice in relation to Macquarie Online Trading. You should consider your own financial situation, particular needs and investment objectives before acting on any of the information available on this report.

Holdings valuation (continued)

01 Jul 2020 - 30 Jun 2021

| | | | | | |
|-----------|-----------------|-------|---------|----------|--------------|
| PNV | POLYNOVO FPO | 1,740 | \$2.01 | \$2.820 | \$4,906.80 |
| PPE | PEOPLEINFR FPO | 1,500 | \$2.01 | \$4.590 | \$6,885.00 |
| RHP | RHIPE LTD FPO | 1,600 | \$2.21 | \$2.090 | \$3,344.00 |
| SCG | SCENTRE STAPLED | 4,500 | \$1.67 | \$2.740 | \$12,330.00 |
| STO | SANTOS FPO | 1,250 | \$4.47 | \$7.090 | \$8,862.50 |
| VHT | VOLPARA FPO NZ | 2,640 | \$1.43 | \$1.160 | \$3,062.40 |
| WBC | WESTPAC FPO | 800 | \$16.67 | \$25.810 | \$20,648.00 |
| WEB | WEBJET FPO | 950 | \$3.72 | \$4.910 | \$4,664.50 |
| WHC | WHITEHAVEN FPO | 2,150 | \$1.64 | \$1.940 | \$4,171.00 |
| WPL | WOODSIDE FPO | 210 | \$24.08 | \$22.210 | \$4,664.10 |
| Sub total | | | | | \$195,342.93 |

Warrants

| ASX code | Description | Quantity | Cost Price | Price | Value |
|-----------|-------------|----------|------------|----------|-------------|
| ETPMAG | ETP ETFS AG | 400 | \$24.55 | \$32.200 | \$12,880.00 |
| Sub total | | | | | \$12,880.00 |

While every effort has been made to provide you with an accurate statement, we give no warranty of accuracy or reliability and take no responsibility for any errors or omissions including negligence by any officers, employees or agents. We encourage you to confirm the information, holdings and valuations contained herein. Information contained in the report may only relate to the period since you commenced our service.

Copyright © 2021 Third Party Platform Pty Limited. All rights reserved.

Macquarie Online Trading is a service provided by Third Party Platform Pty Ltd ("TPP") ABN 74 121 227 905 AFSL No. 314341, at the request of Macquarie Bank Limited ABN 46 008 583 542 AFSL 237502 ("MBL"). TPP is a Participant of the ASX Group. Neither TPP nor MBL are representatives of each other. Some of the fees paid to TPP for the provision of its services will be remitted to MBL. TPP and MBL do not provide personal financial advice in relation to Macquarie Online Trading. You should consider your own financial situation, particular needs and investment objectives before acting on any of the information available on this report.

Holdings valuation (continued)

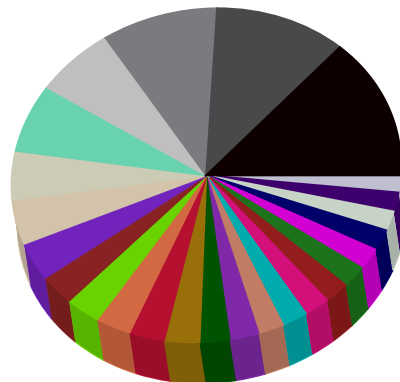
01 Jul 2020 - 30 Jun 2021

Holdings valuation at 1 Jul 2020

\$150,576.08

Holdings composition 1 Jul 2020

| | | |
|----------------|-------------|-------------|
| ■ NAB 13.93% | ■ LNK 3.00% | ■ WHC 2.04% |
| ■ ANZ 11.14% | ■ EML 2.99% | ■ OPT 2.04% |
| ■ WBC 9.54% | ■ IVC 2.97% | ■ KAR 2.01% |
| ■ ETPMAG 6.56% | ■ PNV 2.94% | ■ PPE 1.99% |
| ■ SCG 6.49% | ■ DOW 2.47% | ■ EOS 1.86% |
| ■ ALL 4.66% | ■ VHT 2.40% | ■ CAN 1.84% |
| ■ STO 4.40% | ■ 5GN 2.12% | ■ KLL 1.64% |
| ■ BLD 3.78% | ■ WEB 2.09% | |
| ■ WPL 3.02% | ■ RHP 2.09% | |

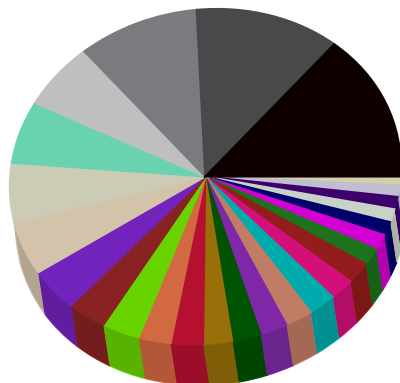


Holdings valuation at 30 Jun 2021

\$208,222.93

Holdings composition 30 Jun 2021

| | | |
|----------------|-------------|-------------|
| ■ NAB 14.49% | ■ KAR 3.19% | ■ KLL 2.00% |
| ■ ANZ 12.17% | ■ DOW 2.69% | ■ RHP 1.61% |
| ■ WBC 9.92% | ■ LNK 2.66% | ■ VHT 1.47% |
| ■ ETPMAG 6.19% | ■ IVC 2.37% | ■ CAN 1.31% |
| ■ SCG 5.92% | ■ PNV 2.36% | ■ EOS 1.24% |
| ■ ALL 5.69% | ■ EML 2.26% | ■ HUM 1.19% |
| ■ BLD 5.29% | ■ WEB 2.24% | ■ 5GN 1.10% |
| ■ STO 4.26% | ■ WPL 2.24% | ■ OPT 0.83% |
| ■ PPE 3.31% | ■ WHC 2.00% | |



While every effort has been made to provide you with an accurate statement, we give no warranty of accuracy or reliability and take no responsibility for any errors or omissions including negligence by any officers, employees or agents. We encourage you to confirm the information, holdings and valuations contained herein. Information contained in the report may only relate to the period since you commenced our service.

Copyright © 2021 Third Party Platform Pty Limited. All rights reserved.

Macquarie Online Trading is a service provided by Third Party Platform Pty Ltd ("TPP") ABN 74 121 227 905 AFSL No. 314341, at the request of Macquarie Bank Limited ABN 46 008 583 542 AFSL 237502 ("MBL"). TPP is a Participant of the ASX Group. Neither TPP nor MBL are representatives of each other. Some of the fees paid to TPP for the provision of its services will be remitted to MBL. TPP and MBL do not provide personal financial advice in relation to Macquarie Online Trading. You should consider your own financial situation, particular needs and investment objectives before acting on any of the information available on this report.

Transaction summary

01 Jul 2020 - 30 Jun 2021

Equities

CAN CANN GROUP LTD ORDINARY

| Date | Type | Action | Quantity | Unit price | Trade value | Brokerage | Other fees | GST | Total value |
|------------|------|-----------|----------|------------|--------------|-----------|------------|--------|--------------|
| 09/04/2020 | Buy | B5081882 | 3,500 | \$0.8350 | \$2,922.50 | \$18.14 | \$0.00 | \$1.81 | \$2,942.45 |
| 20/08/2020 | In | Transfer | 12,500 | \$0.4000 | \$5,000.00 | \$0.00 | \$0.00 | \$0.00 | \$5,000.00 |
| 09/12/2020 | Sell | S20450788 | (8,000) | \$0.6950 | (\$5,560.00) | \$18.14 | \$0.00 | \$1.81 | (\$5,540.05) |
| Sub total | | | 8,000 | | | | | | |

DOW DOWNER EDI LIMITED ORDINARY

| Date | Type | Action | Quantity | Unit price | Trade value | Brokerage | Other fees | GST | Total value |
|------------|------|----------|----------|------------|-------------|-----------|------------|--------|-------------|
| 15/06/2020 | Buy | B5315395 | 850 | \$4.6200 | \$3,927.00 | \$18.14 | \$0.00 | \$1.81 | \$3,946.95 |
| 21/08/2020 | In | Transfer | 153 | \$3.7500 | \$573.75 | \$0.00 | \$0.00 | \$0.00 | \$573.75 |
| Sub total | | | 1,003 | | | | | | |

FXL FLEXIGROUP LIMITED ORDINARY

| Date | Type | Action | Quantity | Unit price | Trade value | Brokerage | Other fees | GST | Total value |
|------------|------|----------|----------|------------|--------------|-----------|------------|--------|--------------|
| 07/07/2020 | Buy | B5386862 | 2,500 | \$1.2300 | \$3,075.00 | \$18.14 | \$0.00 | \$1.81 | \$3,094.95 |
| 27/11/2020 | Out | Transfer | (2,500) | \$1.2380 | (\$3,094.95) | \$0.00 | \$0.00 | \$0.00 | (\$3,094.95) |
| Sub total | | | 0 | | | | | | |

HUM HUMANIS GROUP LTD ORDINARY

| Date | Type | Action | Quantity | Unit price | Trade value | Brokerage | Other fees | GST | Total value |
|------------|------|----------|----------|------------|-------------|-----------|------------|--------|-------------|
| 27/11/2020 | In | Transfer | 2,500 | \$1.2380 | \$3,094.95 | \$0.00 | \$0.00 | \$0.00 | \$3,094.95 |
| Sub total | | | 2,500 | | | | | | |

Please note that the Transaction Date listed of any Off Market Transfers (Transfer) may not necessarily match the Date of Purchase listed on the Off Market transfer form.

While every effort has been made to provide you with an accurate statement, we give no warranty of accuracy or reliability and take no responsibility for any errors or omissions including negligence by any officers, employees or agents. We encourage you to confirm the information, holdings and valuations contained herein. Information contained in the report may only relate to the period since you commenced our service.

Copyright © 2021 Third Party Platform Pty Limited. All rights reserved.

Macquarie Online Trading is a service provided by Third Party Platform Pty Ltd ("TPP") ABN 74 121 227 905 AFSL No. 314341, at the request of Macquarie Bank Limited ABN 46 008 583 542 AFSL 237502 ("MBL"). TPP is a Participant of the ASX Group. Neither TPP nor MBL are representatives of each other. Some of the fees paid to TPP for the provision of its services will be remitted to MBL. TPP and MBL do not provide personal financial advice in relation to Macquarie Online Trading. You should consider your own financial situation, particular needs and investment objectives before acting on any of the information available on this report.

Brokerage & information services

01 Jul 2020 - 30 Jun 2021

| July 2020 | Amount | GST | Total |
|--------------------------|----------------|---------------|----------------|
| Brokerage and trail fees | \$18.14 | \$1.81 | \$19.95 |
| Information services | \$0.00 | \$0.00 | \$0.00 |
| | \$18.14 | \$1.81 | \$19.95 |

| December 2020 | Amount | GST | Total |
|--------------------------|----------------|---------------|----------------|
| Brokerage and trail fees | \$18.14 | \$1.81 | \$19.95 |
| Information services | \$0.00 | \$0.00 | \$0.00 |
| | \$18.14 | \$1.81 | \$19.95 |

| | | | |
|----------------------------|----------------|---------------|----------------|
| Brokerage total | \$36.28 | \$3.62 | \$39.90 |
| Information services total | \$0.00 | \$0.00 | \$0.00 |

While every effort has been made to provide you with an accurate statement, we give no warranty of accuracy or reliability and take no responsibility for any errors or omissions including negligence by any officers, employees or agents. We encourage you to confirm the information, holdings and valuations contained herein. Information contained in the report may only relate to the period since you commenced our service.

Copyright © 2021 Third Party Platform Pty Limited. All rights reserved.

Macquarie Online Trading is a service provided by Third Party Platform Pty Ltd ("TPP") ABN 74 121 227 905 AFSL No. 314341, at the request of Macquarie Bank Limited ABN 46 008 583 542 AFSL 237502 ("MBL"). TPP is a Participant of the ASX Group. Neither TPP nor MBL are representatives of each other. Some of the fees paid to TPP for the provision of its services will be remitted to MBL. TPP and MBL do not provide personal financial advice in relation to Macquarie Online Trading. You should consider your own financial situation, particular needs and investment objectives before acting on any of the information available on this report.

Estimated dividends & distributions

01 Jul 2020 - 30 Jun 2021

5GN 5G NETWORKS LIMITED ORDINARY

| Ex div. date | Payment date | Type | Div. amount | Franking % | Balance | Franking credit | Est. dividend |
|---------------------|--------------|-------|-------------|------------|---------|-----------------|---------------|
| 17/09/2020 | 16/10/2020 | Final | \$0.01 | 100.00% | 2,700 | \$11.57 | \$27.00 |
| Estimated sub total | | | | | | \$11.57 | \$27.00 |

ALL ARISTOCRAT LEISURE ORDINARY

| Ex div. date | Payment date | Type | Div. amount | Franking % | Balance | Franking credit | Est. dividend |
|---------------------|--------------|-------|-------------|------------|---------|-----------------|---------------|
| 01/12/2020 | 18/12/2020 | Final | \$0.10 | 100.00% | 275 | \$11.79 | \$27.50 |
| Estimated sub total | | | | | | \$11.79 | \$27.50 |

ANZ ANZ BANKING GRP LTD ORDINARY

| Ex div. date | Payment date | Type | Div. amount | Franking % | Balance | Franking credit | Est. dividend |
|---------------------|--------------|---------|-------------|------------|---------|-----------------|---------------|
| 24/08/2020 | 30/09/2020 | Interim | \$0.25 | 100.00% | 900 | \$96.43 | \$225.00 |
| 09/11/2020 | 16/12/2020 | Final | \$0.35 | 100.00% | 900 | \$135.00 | \$315.00 |
| Estimated sub total | | | | | | \$231.43 | \$540.00 |

DOW DOWNER EDI LIMITED ORDINARY

| Ex div. date | Payment date | Type | Div. amount | Franking % | Balance | Franking credit | Est. dividend |
|---------------------|--------------|---------|-------------|------------|---------|-----------------|---------------|
| 24/02/2021 | 25/03/2021 | Interim | \$0.09 | 0.00% | 1,003 | \$0.00 | \$90.27 |
| Estimated sub total | | | | | | \$0.00 | \$90.27 |

While every effort has been made to provide you with an accurate statement, we give no warranty of accuracy or reliability and take no responsibility for any errors or omissions including negligence by any officers, employees or agents. We encourage you to confirm the information, holdings and valuations contained herein. Information contained in the report may only relate to the period since you commenced our service.

Copyright © 2021 Third Party Platform Pty Limited. All rights reserved.

Macquarie Online Trading is a service provided by Third Party Platform Pty Ltd ("TPP") ABN 74 121 227 905 AFSL No. 314341, at the request of Macquarie Bank Limited ABN 46 008 583 542 AFSL 237502 ("MBL"). TPP is a Participant of the ASX Group. Neither TPP nor MBL are representatives of each other. Some of the fees paid to TPP for the provision of its services will be remitted to MBL. TPP and MBL do not provide personal financial advice in relation to Macquarie Online Trading. You should consider your own financial situation, particular needs and investment objectives before acting on any of the information available on this report.

Estimated dividends & distributions (continued)

01 Jul 2020 - 30 Jun 2021

IVC INVOCARE LIMITED ORDINARY

| Ex div. date | Payment date | Type | Div. amount | Franking % | Balance | Franking credit | Est. dividend |
|---------------------|--------------|---------|-------------|------------|---------|-----------------|---------------|
| 25/08/2020 | 05/10/2020 | Interim | \$0.055 | 100.00% | 427 | \$10.07 | \$23.49 |
| 03/03/2021 | 22/04/2021 | Final | \$0.07 | 100.00% | 427 | \$12.81 | \$29.89 |
| Estimated sub total | | | | | | \$22.88 | \$53.38 |

LNK LINK ADMIN HLDG ORDINARY

| Ex div. date | Payment date | Type | Div. amount | Franking % | Balance | Franking credit | Est. dividend |
|---------------------|--------------|---------|-------------|------------|---------|-----------------|---------------|
| 01/09/2020 | 25/09/2020 | Final | \$0.035 | 50.00% | 1,100 | \$8.25 | \$38.50 |
| 03/03/2021 | 09/04/2021 | Interim | \$0.045 | 60.00% | 1,100 | \$12.73 | \$49.50 |
| Estimated sub total | | | | | | \$20.98 | \$88.00 |

NAB NATIONAL AUST. BANK ORDINARY

| Ex div. date | Payment date | Type | Div. amount | Franking % | Balance | Franking credit | Est. dividend |
|---------------------|--------------|---------|-------------|------------|---------|-----------------|---------------|
| 01/05/2020 | 03/07/2020 | Interim | \$0.30 | 100.00% | 900 | \$115.71 | \$270.00 |
| 12/11/2020 | 10/12/2020 | Final | \$0.30 | 100.00% | 1,151 | \$147.99 | \$345.30 |
| Estimated sub total | | | | | | \$263.70 | \$615.30 |

While every effort has been made to provide you with an accurate statement, we give no warranty of accuracy or reliability and take no responsibility for any errors or omissions including negligence by any officers, employees or agents. We encourage you to confirm the information, holdings and valuations contained herein. Information contained in the report may only relate to the period since you commenced our service.

Copyright © 2021 Third Party Platform Pty Limited. All rights reserved.

Macquarie Online Trading is a service provided by Third Party Platform Pty Ltd ("TPP") ABN 74 121 227 905 AFSL No. 314341, at the request of Macquarie Bank Limited ABN 46 008 583 542 AFSL 237502 ("MBL"). TPP is a Participant of the ASX Group. Neither TPP nor MBL are representatives of each other. Some of the fees paid to TPP for the provision of its services will be remitted to MBL. TPP and MBL do not provide personal financial advice in relation to Macquarie Online Trading. You should consider your own financial situation, particular needs and investment objectives before acting on any of the information available on this report.

Estimated dividends & distributions (continued)

01 Jul 2020 - 30 Jun 2021

PPE PEOPLEINFRASTRUCTURE ORDINARY

| Ex div. date | Payment date | Type | Div. amount | Franking % | Balance | Franking credit | Est. dividend |
|---------------------|--------------|---------|-------------|------------|---------|-----------------|---------------|
| 07/09/2020 | 06/10/2020 | Final | \$0.045 | 100.00% | 1,500 | \$28.93 | \$67.50 |
| 04/03/2021 | 31/03/2021 | Interim | \$0.045 | 100.00% | 1,500 | \$28.93 | \$67.50 |
| Estimated sub total | | | | | | \$57.86 | \$135.00 |

RHP RHIPE LTD ORDINARY

| Ex div. date | Payment date | Type | Div. amount | Franking % | Balance | Franking credit | Est. dividend |
|---------------------|--------------|---------|-------------|------------|---------|-----------------|---------------|
| 09/09/2020 | 24/09/2020 | Final | \$0.02 | 100.00% | 1,600 | \$13.71 | \$32.00 |
| 19/02/2021 | 22/03/2021 | Interim | \$0.015 | 100.00% | 1,600 | \$10.29 | \$24.00 |
| Estimated sub total | | | | | | \$24.00 | \$56.00 |

SCG SCENTRE GRP FPO/UNITS STAPLED

| Ex div. date | Payment date | Type | Div. amount | Franking % | Balance | Franking credit | Est. dividend |
|---------------------|--------------|-------|-------------|------------|---------|-----------------|---------------|
| 12/02/2021 | 26/02/2021 | Final | \$0.07 | 0.00% | 4,500 | \$0.00 | \$315.00 |
| Estimated sub total | | | | | | \$0.00 | \$315.00 |

STO SANTOS LTD ORDINARY

| Ex div. date | Payment date | Type | Div. amount | Franking % | Balance | Franking credit | Est. dividend |
|---------------------|--------------|---------|-------------|------------|---------|-----------------|---------------|
| 25/08/2020 | 24/09/2020 | Interim | \$0.029139 | 100.00% | 1,250 | \$15.61 | \$36.42 |
| 23/02/2021 | 25/03/2021 | Final | \$0.063164 | 100.00% | 1,250 | \$33.84 | \$78.96 |
| Estimated sub total | | | | | | \$49.45 | \$115.38 |

While every effort has been made to provide you with an accurate statement, we give no warranty of accuracy or reliability and take no responsibility for any errors or omissions including negligence by any officers, employees or agents. We encourage you to confirm the information, holdings and valuations contained herein. Information contained in the report may only relate to the period since you commenced our service.

Copyright © 2021 Third Party Platform Pty Limited. All rights reserved.

Macquarie Online Trading is a service provided by Third Party Platform Pty Ltd ("TPP") ABN 74 121 227 905 AFSL No. 314341, at the request of Macquarie Bank Limited ABN 46 008 583 542 AFSL 237502 ("MBL"). TPP is a Participant of the ASX Group. Neither TPP nor MBL are representatives of each other. Some of the fees paid to TPP for the provision of its services will be remitted to MBL. TPP and MBL do not provide personal financial advice in relation to Macquarie Online Trading. You should consider your own financial situation, particular needs and investment objectives before acting on any of the information available on this report.

Estimated dividends & distributions (continued)

01 Jul 2020 - 30 Jun 2021

WBC WESTPAC BANKING CORP ORDINARY

| Ex div. date | Payment date | Type | Div. amount | Franking % | Balance | Franking credit | Est. dividend |
|---------------------|--------------|---------|-------------|------------|---------|-----------------|---------------|
| 11/11/2020 | 18/12/2020 | Final | \$0.31 | 100.00% | 800 | \$106.29 | \$248.00 |
| 13/05/2021 | 25/06/2021 | Interim | \$0.58 | 100.00% | 800 | \$198.86 | \$464.00 |
| Estimated sub total | | | | | | \$305.15 | \$712.00 |

WPL WOODSIDE PETROLEUM ORDINARY

| Ex div. date | Payment date | Type | Div. amount | Franking % | Balance | Franking credit | Est. dividend |
|---------------------|--------------|---------|-------------|------------|---------|-----------------|---------------|
| 24/08/2020 | 18/09/2020 | Interim | \$0.36247 | 100.00% | 210 | \$32.62 | \$76.12 |
| 25/02/2021 | 24/03/2021 | Final | \$0.152964 | 100.00% | 210 | \$13.77 | \$32.12 |
| Estimated sub total | | | | | | \$46.39 | \$108.24 |

Estimated total **\$1,045.20** **\$2,883.07**

The information presented in this report is a general estimation and is intended as a guide for indicative purposes only. It is an extrapolation of our understanding of your holdings against publicly available dividend entitlement and payment information. It should not be considered a replacement for your own records. We encourage you to confirm the information and holdings represented here.

While every effort has been made to provide you with an accurate statement, we give no warranty of accuracy or reliability and take no responsibility for any errors or omissions including negligence by any officers, employees or agents. We encourage you to confirm the information, holdings and valuations contained herein. Information contained in the report may only relate to the period since you commenced our service.

Copyright © 2021 Third Party Platform Pty Limited. All rights reserved.

Macquarie Online Trading is a service provided by Third Party Platform Pty Ltd ("TPP") ABN 74 121 227 905 AFSL No. 314341, at the request of Macquarie Bank Limited ABN 46 008 583 542 AFSL 237502 ("MBL"). TPP is a Participant of the ASX Group. Neither TPP nor MBL are representatives of each other. Some of the fees paid to TPP for the provision of its services will be remitted to MBL. TPP and MBL do not provide personal financial advice in relation to Macquarie Online Trading. You should consider your own financial situation, particular needs and investment objectives before acting on any of the information available on this report.

Mrs Bronwyn Louise Severino + Mr Clayton Severino <SEI
49 CARINA ROAD
OYSTER BAY NSW 2225



Financial Year Summary A/C 324752
1 July 2020 - 30 June 2021

| | +/- Change | \$ |
|--|-------------------|--------------|
| Holdings Valuation at Start of Period | | \$150,576.08 |
| Holdings Valuation at End of Period | \$57,646.85 | \$208,222.93 |
| Portfolio at Start of Period | | \$150,576.08 |
| Portfolio at End of Period | \$57,646.85 | \$208,222.93 |
| Total Portfolio Value | | \$208,222.93 |
| Total Brokerage | | \$39.90 |
| Information Service Fees | | \$0.00 |
| Estimated Dividends | | \$2,883.07 |
| Estimated Franking Credits | | \$1,045.20 |

While every effort has been made to provide you with an accurate statement, we give no warranty of accuracy or reliability and take no responsibility for any errors or omissions including negligence by any officers, employees or agents. We encourage you to confirm the information, holdings and valuations contained herein. Information contained in the report may only relate to the period since you commenced our service.

Copyright © 2021 Third Party Platform Pty Limited. All rights reserved.

Macquarie Online Trading is a service provided by Third Party Platform Pty Ltd ("TPP") ABN 74 121 227 905 AFSL No. 314341, at the request of Macquarie Bank Limited ABN 46 008 583 542 AFSL 237502 ("MBL"). TPP is a Participant of the ASX Group. Neither TPP nor MBL are representatives of each other. Some of the fees paid to TPP for the provision of its services will be remitted to MBL. TPP and MBL do not provide personal financial advice in relation to Macquarie Online Trading. You should consider your own financial situation, particular needs and investment objectives before acting on any of the information available on this report.

Mrs Bronwyn Louise Severino + Mr Clayton Severino <SEVERINO
 49 CARINA ROAD
 OYSTER BAY NSW 2225

Holdings

1 Jul 2020 - 30 Jun 2021

Holdings Valuation at 1 Jul 2020

\$150,576.08

Equities

| ASX Code | Description | Quantity | Cost Price | Price | Value |
|------------------|-----------------|----------|------------|----------|---------------------|
| 5GN | 5G NETWORK FPO | 2,700 | \$1.30 | \$1.180 | \$3,186.00 |
| ALL | ARISTOCRAT FPO | 275 | \$27.17 | \$25.500 | \$7,012.50 |
| ANZ | ANZ BANK FPO | 900 | \$16.94 | \$18.640 | \$16,776.00 |
| BLD | BORAL LTD FPO | 1,500 | \$3.31 | \$3.790 | \$5,685.00 |
| CAN | CANN GROUP FPO | 3,500 | \$0.84 | \$0.790 | \$2,765.00 |
| DOW | DOWNER EDI FPO | 850 | \$4.64 | \$4.380 | \$3,723.00 |
| EML | EMLPAYMENT FPO | 1,350 | \$2.27 | \$3.340 | \$4,509.00 |
| EOS | ELEC OPTIC FPO | 600 | \$5.58 | \$4.680 | \$2,808.00 |
| IVC | INVOCARE FPO | 427 | \$11.66 | \$10.480 | \$4,474.96 |
| KAR | KAROON FPO | 5,000 | \$0.64 | \$0.605 | \$3,025.00 |
| KLL | KALIUMLAKE FPO | 17,000 | \$0.15 | \$0.145 | \$2,465.00 |
| LNK | LINK ADMIN FPO | 1,100 | \$4.70 | \$4.100 | \$4,510.00 |
| NAB | NAT. BANK FPO | 1,151 | \$16.32 | \$18.220 | \$20,971.22 |
| OPT | OPTHEA FPO | 1,300 | \$2.67 | \$2.360 | \$3,068.00 |
| PNV | POLYNOVO FPO | 1,740 | \$2.01 | \$2.540 | \$4,419.60 |
| PPE | PEOPLEINFR FPO | 1,500 | \$2.01 | \$2.000 | \$3,000.00 |
| RHP | RHIPE LTD FPO | 1,600 | \$2.21 | \$1.970 | \$3,152.00 |
| SCG | SCENTRE STAPLED | 4,500 | \$1.67 | \$2.170 | \$9,765.00 |
| STO | SANTOS FPO | 1,250 | \$4.47 | \$5.300 | \$6,625.00 |
| VHT | VOLPARA FPO NZ | 2,640 | \$1.43 | \$1.370 | \$3,616.80 |
| WBC | WESTPAC FPO | 800 | \$16.67 | \$17.950 | \$14,360.00 |
| WEB | WEBJET FPO | 950 | \$3.72 | \$3.320 | \$3,154.00 |
| WHC | WHITEHAVEN FPO | 2,150 | \$1.64 | \$1.430 | \$3,074.50 |
| WPL | WOODSIDE FPO | 210 | \$24.07 | \$21.650 | \$4,546.50 |
| SubTotals | | | | | \$140,692.08 |

Warrants

| ASX Code | Description | Quantity | Cost Price | Price | Value |
|------------------|-------------|----------|------------|----------|-------------------|
| ETPMAG | ETP ETFs AG | 400 | \$24.55 | \$24.710 | \$9,884.00 |
| SubTotals | | | | | \$9,884.00 |

Holdings Valuation at 30 Jun 2021

\$208,222.93

Equities

| ASX Code | Description | Quantity | Cost Price | Price | Value |
|------------------|-----------------|----------|------------|----------|---------------------|
| 5GN | 5G NETWORK FPO | 2,700 | \$1.30 | \$0.850 | \$2,295.00 |
| ALL | ARISTOCRAT FPO | 275 | \$27.17 | \$43.090 | \$11,849.75 |
| ANZ | ANZ BANK FPO | 900 | \$16.94 | \$28.150 | \$25,335.00 |
| BLD | BORAL LTD FPO | 1,500 | \$3.31 | \$7.350 | \$11,025.00 |
| CAN | CANN GROUP FPO | 8,000 | \$0.50 | \$0.340 | \$2,720.00 |
| DOW | DOWNER EDI FPO | 1,003 | \$4.51 | \$5.590 | \$5,606.77 |
| EML | EMLPAYMENT FPO | 1,350 | \$2.27 | \$3.480 | \$4,698.00 |
| EOS | ELEC OPTIC FPO | 600 | \$5.58 | \$4.310 | \$2,586.00 |
| HUM | HUMANIS FPO | 2,500 | \$1.24 | \$0.990 | \$2,475.00 |
| IVC | INVOCARE FPO | 427 | \$11.66 | \$11.570 | \$4,940.39 |
| KAR | KAROON FPO | 5,000 | \$0.64 | \$1.330 | \$6,650.00 |
| KLL | KALIUMLAKE FPO | 17,000 | \$0.15 | \$0.245 | \$4,165.00 |
| LNK | LINK ADMIN FPO | 1,100 | \$4.70 | \$5.040 | \$5,544.00 |
| NAB | NAT. BANK FPO | 1,151 | \$16.32 | \$26.220 | \$30,179.22 |
| OPT | OPTHEA FPO | 1,300 | \$2.67 | \$1.335 | \$1,735.50 |
| PNV | POLYNOVO FPO | 1,740 | \$2.01 | \$2.820 | \$4,906.80 |
| PPE | PEOPLEINFR FPO | 1,500 | \$2.01 | \$4.590 | \$6,885.00 |
| RHP | RHIPE LTD FPO | 1,600 | \$2.21 | \$2.090 | \$3,344.00 |
| SCG | SCENTRE STAPLED | 4,500 | \$1.67 | \$2.740 | \$12,330.00 |
| STO | SANTOS FPO | 1,250 | \$4.47 | \$7.090 | \$8,862.50 |
| VHT | VOLPARA FPO NZ | 2,640 | \$1.43 | \$1.160 | \$3,062.40 |
| WBC | WESTPAC FPO | 800 | \$16.67 | \$25.810 | \$20,648.00 |
| WEB | WEBJET FPO | 950 | \$3.72 | \$4.910 | \$4,664.50 |
| WHC | WHITEHAVEN FPO | 2,150 | \$1.64 | \$1.940 | \$4,171.00 |
| WPL | WOODSIDE FPO | 210 | \$24.07 | \$22.210 | \$4,664.10 |
| SubTotals | | | | | \$195,342.93 |

Warrants

| ASX Code | Description | Quantity | Cost Price | Price | Value |
|------------------|-------------|----------|------------|----------|--------------------|
| ETPMAG | ETP ETFs AG | 400 | \$24.55 | \$32.200 | \$12,880.00 |
| SubTotals | | | | | \$12,880.00 |

Copyright © 2021 Third Party Platform Pty Limited. All rights reserved.

Macquarie Online Trading is a service provided by Third Party Platform Pty Ltd ("TPP") ABN 74 121 227 905 AFSL No. 314341, at the request of Macquarie Bank Limited ABN 46 008 583 542 AFSL 237502 ("MBL"). TPP is a Participant of the ASX Group. Neither TPP nor MBL are representatives of each other. Some of the fees paid to TPP for the provision of its services will be remitted to MBL. TPP and MBL do not provide personal financial advice in relation to Macquarie Online Trading. You should consider your own financial situation, particular needs and investment objectives before acting on any of the information available on this report.

Mrs Bronwyn Louise Severino + Mr Clayton Severino <SEVERINO FAMILY S/F A/C>
 49 CARINA ROAD
 OYSTER BAY NSW 2225

TRANSACTION SUMMARY
 01 Jul 2020 - 30 Jun 2021

Equities

CAN - CANN GROUP LTD ORDINARY

| Code | Date | Type | Action | Quantity | Unit Price | Trade Value | Brokerage | Other Fees | GST | Total Value |
|------|------------|------|------------------|--------------|------------|--------------|-----------|------------|--------|--------------|
| CAN | 09/04/2020 | Buy | B5081882 | 3,500 | \$0.8350 | \$2,922.50 | \$18.14 | \$0.00 | \$1.81 | \$2,942.45 |
| CAN | 20/08/2020 | In | Transfer | 12,500 | \$0.4000 | \$5,000.00 | \$0.00 | \$0.00 | \$0.00 | \$5,000.00 |
| CAN | 09/12/2020 | Sell | S20450788 | (8,000) | \$0.6950 | (\$5,560.00) | \$18.14 | \$0.00 | \$1.81 | (\$5,540.05) |
| | | | Sub Total | 8,000 | | | | | | |

DOW - DOWNER EDI LIMITED ORDINARY

| Code | Date | Type | Action | Quantity | Unit Price | Trade Value | Brokerage | Other Fees | GST | Total Value |
|------|------------|------|------------------|--------------|------------|-------------|-----------|------------|--------|-------------|
| DOW | 15/06/2020 | Buy | B5315395 | 850 | \$4.6200 | \$3,927.00 | \$18.14 | \$0.00 | \$1.81 | \$3,946.95 |
| DOW | 21/08/2020 | In | Transfer | 153 | \$3.7500 | \$573.75 | \$0.00 | \$0.00 | \$0.00 | \$573.75 |
| | | | Sub Total | 1,003 | | | | | | |

FXL - FLEXIGROUP LIMITED ORDINARY

| Code | Date | Type | Action | Quantity | Unit Price | Trade Value | Brokerage | Other Fees | GST | Total Value |
|------|------------|------|------------------|----------|------------|--------------|-----------|------------|--------|--------------|
| FXL | 07/07/2020 | Buy | B5386862 | 2,500 | \$1.2300 | \$3,075.00 | \$18.14 | \$0.00 | \$1.81 | \$3,094.95 |
| FXL | 27/11/2020 | Out | Transfer | (2,500) | \$1.2380 | (\$3,094.95) | \$0.00 | \$0.00 | \$0.00 | (\$3,094.95) |
| | | | Sub Total | 0 | | | | | | |

HUM - HUMANIS GROUP LTD ORDINARY

| Code | Date | Type | Action | Quantity | Unit Price | Trade Value | Brokerage | Other Fees | GST | Total Value |
|------|------------|------|------------------|--------------|------------|-------------|-----------|------------|--------|-------------|
| HUM | 27/11/2020 | In | Transfer | 2,500 | \$1.2380 | \$3,094.95 | \$0.00 | \$0.00 | \$0.00 | \$3,094.95 |
| | | | Sub Total | 2,500 | | | | | | |

Please note that the Transaction Date listed of any Off Market Transfers (Transfer) may not necessarily match the Date of Purchase listed on the Off Market transfer form.

While every effort has been made to provide you with an accurate statement, we give no warranty of accuracy or reliability and take no responsibility for any errors or omissions including negligence by any officers, employees or agents. We encourage you to confirm the information, holdings and valuations contained herein. Information contained in the report may only relate to the period since you commenced our service.

Copyright © 2021 Third Party Platform Pty Limited. All rights reserved.

Macquarie Online Trading is a service provided by Third Party Platform Pty Ltd ("TPP") ABN 74 121 227 905 AFSL No. 314341, at the request of Macquarie Bank Limited ABN 46 008 583 542 AFSL 237502 ("MBL"). TPP is a Participant of the ASX Group. Neither TPP nor MBL are representatives of each other. Some of the fees paid to TPP for the provision of its services will be remitted to MBL. TPP and MBL do not provide personal financial advice in relation to Macquarie Online Trading. You should consider your own financial situation, particular needs and investment objectives before acting on any of the information available on this report.

**Mrs Bronwyn Louise Severino + Mr Clayton Severino <SEVERINO FAMILY S/F A/C>
49 CARINA ROAD
OYSTER BAY NSW 2225**

Brokerage & Info Services

01 Jul 2020 - 30 Jun 2021

| July 2020 | Amount | GST | Total |
|-----------------------------------|----------------|---------------|----------------|
| Brokerage and Trail Fees | \$18.14 | \$1.81 | \$19.95 |
| Information Services | \$0.00 | \$0.00 | \$0.00 |
| | \$18.14 | \$1.81 | \$19.95 |
| | | | |
| December 2020 | Amount | GST | Total |
| Brokerage and Trail Fees | \$18.14 | \$1.81 | \$19.95 |
| Information Services | \$0.00 | \$0.00 | \$0.00 |
| | \$18.14 | \$1.81 | \$19.95 |
| | | | |
| Brokerage Total | \$36.28 | \$3.62 | \$39.90 |
| Information Services Total | \$0.00 | \$0.00 | \$0.00 |

While every effort has been made to provide you with an accurate statement, we give no warranty of accuracy or reliability and take no responsibility for any errors or omissions including negligence by any officers, employees or agents. We encourage you to confirm the information, holdings and valuations contained herein. Information contained in the report may only relate to the period since you commenced our service.

Copyright © 2021 Third Party Platform Pty Limited. All rights reserved.

Macquarie Online Trading is a service provided by Third Party Platform Pty Ltd ("TPP") ABN 74 121 227 905 AFSL No. 314341, at the request of Macquarie Bank Limited ABN 46 008 583 542 AFSL 237502 ("MBL"). TPP is a Participant of the ASX Group. Neither TPP nor MBL are representatives of each other. Some of the fees paid to TPP for the provision of its services will be remitted to MBL. TPP and MBL do not provide personal financial advice in relation to Macquarie Online Trading. You should consider your own financial situation, particular needs and investment objectives before acting on any of the information available on this report.

| | | | | | | | | |
|-----|------------|------------|---------|---------|---------|------------------|----------------|----------------|
| RHP | 09/09/2020 | 24/09/2020 | Final | \$0.02 | 100.00% | 1,600 | \$13.71 | \$32.00 |
| RHP | 19/02/2021 | 22/03/2021 | Interim | \$0.015 | 100.00% | 1,600 | \$10.29 | \$24.00 |
| | | | | | | Sub total | \$24.00 | \$56.00 |

SCG SCENTRE GRP FPO/UNITS STAPLED

| Code | Ex Div. Date | Payment Date | Type | Dividend | Franking % | Balance | Franking Credit | Est. Dividend * |
|------|--------------|--------------|-------|----------|------------|------------------|-----------------|-----------------|
| SCG | 12/02/2021 | 26/02/2021 | Final | \$0.07 | 0.00% | 4,500 | \$0.00 | \$315.00 |
| | | | | | | Sub total | \$0.00 | \$315.00 |

STO SANTOS LTD ORDINARY

| Code | Ex Div. Date | Payment Date | Type | Dividend | Franking % | Balance | Franking Credit | Est. Dividend * |
|------|--------------|--------------|---------|------------|------------|------------------|-----------------|-----------------|
| STO | 25/08/2020 | 24/09/2020 | Interim | \$0.029139 | 100.00% | 1,250 | \$15.61 | \$36.42 |
| STO | 23/02/2021 | 25/03/2021 | Final | \$0.063164 | 100.00% | 1,250 | \$33.84 | \$78.96 |
| | | | | | | Sub total | \$49.45 | \$115.38 |

WBC WESTPAC BANKING CORP ORDINARY

| Code | Ex Div. Date | Payment Date | Type | Dividend | Franking % | Balance | Franking Credit | Est. Dividend * |
|------|--------------|--------------|---------|----------|------------|------------------|-----------------|-----------------|
| WBC | 11/11/2020 | 18/12/2020 | Final | \$0.31 | 100.00% | 800 | \$106.29 | \$248.00 |
| WBC | 13/05/2021 | 25/06/2021 | Interim | \$0.58 | 100.00% | 800 | \$198.86 | \$464.00 |
| | | | | | | Sub total | \$305.15 | \$712.00 |

WPL WOODSIDE PETROLEUM ORDINARY

| Code | Ex Div. Date | Payment Date | Type | Dividend | Franking % | Balance | Franking Credit | Est. Dividend * |
|------|--------------|--------------|---------|------------|------------|------------------|-----------------|-----------------|
| WPL | 24/08/2020 | 18/09/2020 | Interim | \$0.36247 | 100.00% | 210 | \$32.62 | \$76.12 |
| WPL | 25/02/2021 | 24/03/2021 | Final | \$0.152964 | 100.00% | 210 | \$13.77 | \$32.12 |
| | | | | | | Sub total | \$46.39 | \$108.24 |

Total \$1,045.20 \$2,883.07

The information presented in this report is a general estimation and is intended as a guide for indicative purposes only. It is an extrapolation of our understanding of your holdings against publicly available dividend entitlement and payment information. It should not be considered a replacement for your own records. We encourage you to confirm the information and holdings represented here.

While every effort has been made to provide you with an accurate statement, we give no warranty of accuracy or reliability and take no responsibility for any errors or omissions including negligence by any officers, employees or agents. We encourage you to confirm the information, holdings and valuations contained herein. Information contained in the report may only relate to the period since you commenced our service.

Copyright © 2021 Third Party Platform Pty Limited. All rights reserved.

Macquarie Online Trading is a service provided by Third Party Platform Pty Ltd ("TPP") ABN 74 121 227 905 AFSL No. 314341, at the request of Macquarie Bank Limited ABN 46 008 583 542 AFSL 237502 ("MBL"). TPP is a Participant of the ASX Group. Neither TPP nor MBL are representatives of each other. Some of the fees paid to TPP for the provision of its services will be remitted to MBL. TPP and MBL do not provide personal financial advice in relation to Macquarie Online Trading. You should consider your own financial situation, particular needs and investment objectives before acting on any of the information available on this report.

78000 - Stapled Securities

2021 Financial Year

Preparer Louise Montiel

Reviewer Steven Lee

Status Completed

| Account Code | Description | CY Units | CY Balance | LY Units | LY Balance | Change |
|--------------|---------------|-----------------|-------------------|-----------------|-------------------|--------|
| SCG.AX2 | Scentre Group | 4500.000000 | \$12,330.00 | 4500.000000 | \$9,765.00 | 26.27% |
| TOTAL | | CY Units | CY Balance | LY Units | LY Balance | |
| | | 4500.000000 | \$12,330.00 | 4500.000000 | \$9,765.00 | |

Supporting Documents

- Investment Movement Report [Report](#)
- SCG_MIS_Periodic_Statement_2021_08_24.pdf [SCG.AX2](#)

Standard Checklist

- Attach Investment Movement Report
- Attach relevant Statements and Source Documentation
- Ensure all Investments are valued correctly at June 30
- Ensure the investment is in accordance with the fund's investment strategy
- Ensure the investment is in accordance with the SIS Act

SEVERINO FAMILY SUPER

Investment Movement Report

As at 30 June 2021

| Investment | Opening Balance | | Additions | | Disposals | | | Closing Balance | | |
|--|-----------------|------------------|-----------|------------------|------------|--------------------|--------------------------|-----------------|------------------|------------------|
| | Units | Cost | Units | Cost | Units | Cost | Accounting Profit/(Loss) | Units | Cost | Market Value |
| Bank Accounts | | | | | | | | | | |
| Macquarie CMA ***131 | | 19,202.41 | | 25,959.19 | | (16,963.45) | | | 28,198.15 | 28,198.15 |
| | | 19,202.41 | | 25,959.19 | | (16,963.45) | | | 28,198.15 | 28,198.15 |
| Shares in Listed Companies (Australian) | | | | | | | | | | |
| 5GN.AX - 5g Networks Limited | 2,700.00 | 3,502.95 | | | | | | 2,700.00 | 3,502.95 | 2,295.00 |
| ALL.AX - Aristocrat Leisure Limited | 275.00 | 7,472.45 | | | | | | 275.00 | 7,472.45 | 11,849.75 |
| ANZ.AX - Australia And New Zealand Banking Group Limited | 900.00 | 15,247.95 | | | | | | 900.00 | 15,247.95 | 25,335.00 |
| BLD.AX - Boral Limited. | 1,500.00 | 4,969.95 | | | | | | 1,500.00 | 4,969.95 | 11,025.00 |
| CAN.AX - Cann Group Limited | 3,500.00 | 2,942.45 | 12,500.00 | 5,000.00 | (8,000.00) | (4,742.45) | 797.60 | 8,000.00 | 3,200.00 | 2,720.00 |
| DOW.AX - Downer Edi Limited | 850.00 | 3,946.95 | 153.00 | 573.75 | | | | 1,003.00 | 4,520.70 | 5,606.77 |
| EOS.AX - Electro Optic Systems Holdings Limited | 600.00 | 3,349.95 | | | | | | 600.00 | 3,349.95 | 2,586.00 |
| EML.AX - EML Payments Limited | 1,350.00 | 3,070.95 | | | | | | 1,350.00 | 3,070.95 | 4,698.00 |
| ETPMAG.AX - Etf's Metal Securities Australia Limited | 400.00 | 9,819.95 | | | | | | 400.00 | 9,819.95 | 12,880.00 |
| FXL.AX - Flexigroup Limited | | | | | | | | | | |

SEVERINO FAMILY SUPER

Investment Movement Report

As at 30 June 2021

| Investment | Opening Balance | | Additions | | Disposals | | | Closing Balance | | |
|---|-----------------|-----------|-----------|----------|------------|------------|--------------------------|-----------------|-----------|--------------|
| | Units | Cost | Units | Cost | Units | Cost | Accounting Profit/(Loss) | Units | Cost | Market Value |
| | | | 2,500.00 | 3,094.95 | (2,500.00) | (3,094.95) | | | 0.00 | |
| HUM.AX - Humm Group Limited | | | 2,500.00 | 3,094.95 | | | | 2,500.00 | 3,094.95 | 2,475.00 |
| IVC.AX - Invocare Limited | 427.00 | 4,979.75 | | | | | | 427.00 | 4,979.75 | 4,940.39 |
| KLL.AX - Kalium Lakes Limited | 17,000.00 | 2,569.95 | | | | | | 17,000.00 | 2,569.95 | 4,165.00 |
| KAR.AX - Karoon Energy Ltd | 5,000.00 | 3,194.95 | | | | | | 5,000.00 | 3,194.95 | 6,650.00 |
| LNK.AX - Link Administration Holdings Limited | 1,100.00 | 5,167.95 | | | | | | 1,100.00 | 5,167.95 | 5,544.00 |
| NAB.AX - National Australia Bank Limited | 1,151.00 | 18,781.60 | | | | | | 1,151.00 | 18,781.60 | 30,179.22 |
| OPT.AX - Opthea Limited | 1,300.00 | 3,464.95 | | | | | | 1,300.00 | 3,464.95 | 1,735.50 |
| PPE.AX - People Infrastructure Ltd | 1,500.00 | 3,019.95 | | | | | | 1,500.00 | 3,019.95 | 6,885.00 |
| PNV.AX - Polynovo Limited | 1,740.00 | 3,499.95 | | | | | | 1,740.00 | 3,499.95 | 4,906.80 |
| RHP.AX - Rhipe Limited | 1,600.00 | 3,539.95 | | | | | | 1,600.00 | 3,539.95 | 3,344.00 |
| STO.AXW - Santos Limited | 1,250.00 | 5,582.45 | | | | | | 1,250.00 | 5,582.45 | 8,862.50 |
| VHT.AX - Volpara Health Technologies Limited | | | | | | | | | | |

SEVERINO FAMILY SUPER

Investment Movement Report

As at 30 June 2021

| Investment | Opening Balance | | Additions | | Disposals | | | Closing Balance | | Market Value |
|--------------------------------------|-----------------|-------------------|-----------|------------------|-----------|--------------------|--------------------------|-----------------|-------------------|-------------------|
| | Units | Cost | Units | Cost | Units | Cost | Accounting Profit/(Loss) | Units | Cost | |
| | 2,640.00 | 3,768.75 | | | | | | 2,640.00 | 3,768.75 | 3,062.40 |
| WEB.AX - Webjet Limited | 950.00 | 3,534.95 | | | | | | 950.00 | 3,534.95 | 4,664.50 |
| WBC.AX - Westpac Banking Corporation | 800.00 | 13,339.95 | | | | | | 800.00 | 13,339.95 | 20,648.00 |
| WHC.AX - Whitehaven Coal Limited | 2,150.00 | 3,524.45 | | | | | | 2,150.00 | 3,524.45 | 4,171.00 |
| WPL.AX - Woodside Petroleum Ltd | 210.00 | 5,055.75 | | | | | | 210.00 | 5,055.75 | 4,664.10 |
| | | 137,348.85 | | 11,763.65 | | (7,837.40) | 797.60 | | 141,275.10 | 195,892.93 |
| Stapled Securities | | | | | | | | | | |
| SCG.AX2 - Scentre Group | 4,500.00 | 7,534.95 | | | | | | 4,500.00 | 7,534.95 | 12,330.00 |
| | | 7,534.95 | | | | | | | 7,534.95 | 12,330.00 |
| | | 164,086.21 | | 37,722.84 | | (24,800.85) | 797.60 | | 177,008.20 | 236,421.08 |


SCENTRE GROUP

SCENTRE GROUP LIMITED ABN 66 001 671 496
SCENTRE MANAGEMENT LIMITED ABN 41 001 670 579 AFSL 230329
(as responsible entity of Scentre Group Trust 1 ARSN 090 849 746)
RE1 LIMITED ABN 80 145 743 862 AFSL 380202
(as responsible entity of Scentre Group Trust 2 ARSN 146 934 536)
RE2 LIMITED ABN 41 145 744 065 AFSL 380203
(as responsible entity of Scentre Group Trust 3 ARSN 146 934 652)

Enquiries:

(within Australia) 1300 730 458
(outside Australia) +61 3 9946 4471

www.investorcentre.com/contact

033537 
000
SCG
MR CLAYTON SEVERINO &
MRS BRONWYN LOUISE SEVERINO
<SEVERINO FAMILY S/F A/C>
49 CARINA ROAD
OYSTER BAY NSW 2225

Date: 23rd August 2021
Holder Number: **SRN WITHHELD**
ASX Code: SCG

Annual Statement

Scentre Group

Statement for period: 1 July 2020 to 30 June 2021

This statement represents an Annual Statement for the period 1 July 2020 to 30 June 2021 for your holding in Scentre Group (SCG). Please refer to the last page for the glossary of terms and calculation methodologies.

| Date ¹ | Transaction | Security Transactions | Security price ² | Securities held ³ | Security value ⁴ |
|-------------------|------------------------|-----------------------|-----------------------------|------------------------------|-----------------------------|
| 30/06/2020 | Opening Balance | | \$2.17 | 4500 | \$9,765.00 |
| 30/06/2021 | Closing Balance | | \$2.74 | 4500 | \$12,330.00 |

Cash Distribution Received \$315.00

Distribution Reinvestment Cash Balance

| Date ¹ | Balance |
|-------------------|---------|
| 30/06/2020 | - |
| 30/06/2021 | - |

Return on Investment for period 1 July 2020 to 30 June 2021 **\$2,880.00**

| Fees | Amount |
|---|----------------|
| Directly charged management costs paid ⁵ | - |
| Indirect costs of your investment ⁶ | \$13.90 |
| Total fees paid⁷ | \$13.90 |

Glossary of terms

Opening balance and closing balance

The number of Scentre Group stapled securities as at the close of business. Notwithstanding security price and security value (refer notes 2 and 4 below) need not be shown, for the purposes of this statement, for illustrative purposes (where there is an opening balance) the closing price of a stapled security on 30 June 2020 has been used.

Total fees paid

All fees and costs charged on your investment during the period.

Distribution

Distributions are made on the basis as announced to the ASX.

Reinvestment

No distribution reinvestment plan is in operation for Scentre Group.

Cash distribution received

Any payments you received in cash during the statement period (rounded to the nearest dollar).

Return on Investment

If you have not bought or sold Scentre Group stapled securities during the reporting period, your statement will show your return on investment. This includes any capital return on your investment plus distributions paid during the reporting period.

Further information

Scentre Group has a dispute resolution mechanism for resolving complaints by investors. If you have a complaint or require any further information about Scentre Group securities please contact Investor Relations on +61 2 9358 7877 or write to Investor Relations at Level 30, 85 Castlereagh Street Sydney NSW 2000 or investor@scentregroup.com and Scentre Group will respond as soon as possible. If you are dissatisfied with the response or your complaint is not resolved within 45 days, you may raise the matter directly with the Australian Financial Complaints Authority (AFCA). Scentre Management Limited, RE1 Limited and RE2 Limited are members of AFCA.

Notes

¹ Date – The date of any purchase or sale of Scentre Group stapled securities refers to the settlement date for the transaction. You can obtain the trade dates from your broker or financial adviser.

² Security price – If you have purchased or sold Scentre Group stapled securities during the reporting period, the security price (market price as at close of business) and security value (the number of securities multiplied by the market price) has not been included as Scentre Group does not have access to the price at which you bought or sold your securities, the date you traded or any brokerage costs, commissions or spread between the bid price (price at which investors are willing to buy) or ask price (price at which investors are willing to sell). You can obtain this from your broker or financial adviser.

³ Securities held – The number of Scentre Group stapled securities on the register at close of business on the settlement date.

⁴ Security value – (rounded to the nearest dollar). If you have purchased or sold Scentre Group stapled securities during the reporting period, the security price (market price as at close of business) and security value (the number of securities multiplied by the market price) has not been included as Scentre Group does not have access to the price at which you bought or sold your securities, the date you traded or any brokerage costs, commissions or spread between the bid or ask price. You can obtain this from your broker or financial adviser.

⁵ Directly charged management costs paid – This amount has been deducted from your investment. No direct fees are charged to investors.

⁶ Indirect costs of your investment – This approximate amount has been deducted from your investment and includes amounts that have reduced the return on your investment but are not charged directly to you as a fee. The amount shown has been rounded to 2 decimal places. This amount is not required to include management costs paid or payable by one member of Scentre Group to other members of Scentre Group.

⁷ Total fees paid – This approximate amount includes all fees and costs which affected your investment during the period (refer 5 and 6 above). This amount does not include the brokerage or spread between the bid and ask price for Scentre Group stapled securities on the ASX.

85000 - Income Tax Payable/Refundable

2021 Financial Year

Preparer Louise Montiel

Reviewer Steven Lee

Status Completed

| Account Code | Description | CY Balance | LY Balance | Change |
|--------------|-------------------------------|-------------------|-------------------|------------|
| 85000 | Income Tax Payable/Refundable | \$1,500.29 | (\$43.90) | (3517.52)% |
| TOTAL | | CY Balance | LY Balance | |
| | | \$1,500.29 | (\$43.90) | |

Supporting Documents

- Exempt Pension Reconciliation [Report](#)
- Non Deductible Expense Reconciliation [Report](#)
- Statement of Taxable Income [Report](#)
- Tax Reconciliation Report [Report](#)
- ATO_Income Tax.pdf [85000](#)

Standard Checklist

- Attach Actuarial Certificate (if applicable)
- Attach any other Tax reconciliations
- Attach copy of Exempt Pension Reconciliation (if applicable)
- Attach copy of Non Deductible Expense Reconciliation (if applicable)
- Attach copy of Statement of Taxable Income
- Attach copy of Tax Reconciliation Report
- Confirm Transactions in ATO Portal

SEVERINO FAMILY SUPER

Exempt Current Pension Income Reconciliation

For The Period 01 July 2020 - 30 June 2021

| | Date | Account Code | Account Description | Taxable Amount | Actuary/Pool % | Exempt Amount |
|---|------------|--------------------|--------------------------------------|----------------|----------------|---------------|
| Segment - 01 July 2020 to 30 June 2021 | | | | | | |
| Label C | | | | | | |
| | 31/07/2020 | 25000/MBL962773131 | Macquarie CMA ***131 | 0.73 | | |
| | 31/08/2020 | 25000/MBL962773131 | Macquarie CMA ***131 | 0.60 | | |
| | 30/09/2020 | 25000/MBL962773131 | Macquarie CMA ***131 | 0.38 | | |
| | 31/12/2020 | 25000/MBL962773131 | Macquarie CMA ***131 | 3.47 | | |
| | 29/01/2021 | 25000/MBL962773131 | Macquarie CMA ***131 | 2.10 | | |
| | 26/02/2021 | 25000/MBL962773131 | Macquarie CMA ***131 | 1.88 | | |
| | 31/03/2021 | 25000/MBL962773131 | Macquarie CMA ***131 | 2.19 | | |
| | 30/04/2021 | 25000/MBL962773131 | Macquarie CMA ***131 | 2.27 | | |
| | 31/05/2021 | 25000/MBL962773131 | Macquarie CMA ***131 | 2.48 | | |
| | 30/06/2021 | 25000/MBL962773131 | Macquarie CMA ***131 | 2.68 | | |
| | | | Total | 18.78 | 0.000 % | 0.00 |
| Label D1 | | | | | | |
| | 30/06/2021 | 23800/SCG.AX2 | Scentre Group | 26.31 | | |
| | | | Total | 26.31 | 0.000 % | 0.00 |
| Label J | | | | | | |
| | 25/09/2020 | 23900/LNK.AX | Link Administration Holdings Limited | 19.25 | | |
| | 25/03/2021 | 23900/DOW.AX | Downer Edi Limited | 90.27 | | |
| | 09/04/2021 | 23900/LNK.AX | Link Administration Holdings Limited | 19.80 | | |
| | | | Total | 129.32 | 0.000 % | 0.00 |
| Label K | | | | | | |
| | 03/07/2020 | 23900/NAB.AX | National Australia Bank Limited | 270.00 | | |

SEVERINO FAMILY SUPER

Exempt Current Pension Income Reconciliation

For The Period 01 July 2020 - 30 June 2021

| | Date | Account Code | Account Description | Taxable Amount | Actuary/Pool % | Exempt Amount |
|----------------|------------|---------------|---|----------------|----------------|---------------|
| Label K | | | | | | |
| | 18/09/2020 | 23900/WPL.AX | Woodside Petroleum Ltd | 76.12 | | |
| | 24/09/2020 | 23900/RHP.AX | Rhipe Limited | 32.00 | | |
| | 24/09/2020 | 23900/STO.AXW | Santos Limited | 36.42 | | |
| | 25/09/2020 | 23900/LNK.AX | Link Administration Holdings Limited | 19.25 | | |
| | 30/09/2020 | 23900/ANZ.AX | Australia And New Zealand Banking Group | 225.00 | | |
| | 05/10/2020 | 23900/IVC.AX | Invocare Limited | 23.49 | | |
| | 06/10/2020 | 23900/PPE.AX | People Infrastructure Ltd | 67.50 | | |
| | 16/10/2020 | 23900/5GN.AX | 5g Networks Limited | 27.00 | | |
| | 10/12/2020 | 23900/NAB.AX | National Australia Bank Limited | 345.30 | | |
| | 16/12/2020 | 23900/ANZ.AX | Australia And New Zealand Banking Group | 315.00 | | |
| | 18/12/2020 | 23900/WBC.AX | Westpac Banking Corporation | 248.00 | | |
| | 18/12/2020 | 23900/ALL.AX | Aristocrat Leisure Limited | 27.50 | | |
| | 22/03/2021 | 23900/RHP.AX | Rhipe Limited | 24.00 | | |
| | 24/03/2021 | 23900/WPL.AX | Woodside Petroleum Ltd | 32.12 | | |
| | 25/03/2021 | 23900/STO.AXW | Santos Limited | 78.95 | | |
| | 31/03/2021 | 23900/PPE.AX | People Infrastructure Ltd | 67.50 | | |
| | 09/04/2021 | 23900/LNK.AX | Link Administration Holdings Limited | 29.70 | | |
| | 22/04/2021 | 23900/IVC.AX | Invocare Limited | 29.89 | | |
| | 25/06/2021 | 23900/WBC.AX | Westpac Banking Corporation | 464.00 | | |
| | | | Total | 2,438.74 | 0.000 % | 0.00 |

Label L

| | | | | | | |
|--|------------|--------------|---------------------------------|--------|--|--|
| | 03/07/2020 | 23900/NAB.AX | National Australia Bank Limited | 115.71 | | |
|--|------------|--------------|---------------------------------|--------|--|--|

SEVERINO FAMILY SUPER

Exempt Current Pension Income Reconciliation

For The Period 01 July 2020 - 30 June 2021

| | Date | Account Code | Account Description | Taxable Amount | Actuary/Pool % | Exempt Amount |
|----------------|------------|---------------|---|----------------|----------------|---------------|
| Label L | | | | | | |
| | 18/09/2020 | 23900/WPL.AX | Woodside Petroleum Ltd | 32.62 | | |
| | 24/09/2020 | 23900/RHP.AX | Rhipe Limited | 13.71 | | |
| | 24/09/2020 | 23900/STO.AXW | Santos Limited | 15.61 | | |
| | 25/09/2020 | 23900/LNK.AX | Link Administration Holdings Limited | 8.25 | | |
| | 30/09/2020 | 23900/ANZ.AX | Australia And New Zealand Banking Group | 96.43 | | |
| | 05/10/2020 | 23900/IVC.AX | Invocare Limited | 10.07 | | |
| | 06/10/2020 | 23900/PPE.AX | People Infrastructure Ltd | 28.93 | | |
| | 16/10/2020 | 23900/5GN.AX | 5g Networks Limited | 11.57 | | |
| | 10/12/2020 | 23900/NAB.AX | National Australia Bank Limited | 147.99 | | |
| | 16/12/2020 | 23900/ANZ.AX | Australia And New Zealand Banking Group | 135.00 | | |
| | 18/12/2020 | 23900/WBC.AX | Westpac Banking Corporation | 106.29 | | |
| | 18/12/2020 | 23900/ALL.AX | Aristocrat Leisure Limited | 11.79 | | |
| | 22/03/2021 | 23900/RHP.AX | Rhipe Limited | 10.29 | | |
| | 24/03/2021 | 23900/WPL.AX | Woodside Petroleum Ltd | 13.77 | | |
| | 25/03/2021 | 23900/STO.AXW | Santos Limited | 33.84 | | |
| | 31/03/2021 | 23900/PPE.AX | People Infrastructure Ltd | 28.93 | | |
| | 09/04/2021 | 23900/LNK.AX | Link Administration Holdings Limited | 12.73 | | |
| | 22/04/2021 | 23900/IVC.AX | Invocare Limited | 12.81 | | |
| | 25/06/2021 | 23900/WBC.AX | Westpac Banking Corporation | 198.86 | | |
| | | | Total | 1,045.20 | 0.000 % | 0.00 |
| Label M | | | | | | |
| | 30/06/2021 | 23800/SCG.AX2 | Scentre Group | 311.29 | | |

SEVERINO FAMILY SUPER

Exempt Current Pension Income Reconciliation

For The Period 01 July 2020 - 30 June 2021

| | Date | Account Code | Account Description | Taxable Amount | Actuary/Pool % | Exempt Amount |
|----------------|------|--------------|---------------------|----------------|------------------------------------|---------------|
| Label M | | | | | | |
| | | | Total | 311.29 | 0.000 % | 0.00 |
| | | | | | Total Segment ECPI * | 0.00 |
| | | | | | SMSF Annual Return Rounding | 0.00 |
| | | | | | Total ECPI | 0.00 |

* Total Segment ECPI does not include ECPI amounts from Label A. The total ECPI from Label A is shown separately at the start of the report.

SEVERINO FAMILY SUPER

Pension Non Deductible Expense Report

For The Period 01 July 2020 - 30 June 2021

| | Date | Account Code | Account Description | Amount | Expense % | Deductible | Non Deductible |
|---|------------|--------------|------------------------|-------------------------------|-------------------------|-----------------|----------------|
| Segment - 01 July 2020 to 30 June 2021 | | | | | | | |
| Label H | | | | | | | |
| | 22/03/2021 | 30700 | Auditor's Remuneration | 450.00 | | | |
| | | | Total | 450.00 | 0.000 % | 450.00 | 0.00 |
| Label J | | | | | | | |
| | 22/03/2021 | 30100 | Accountancy Fees | 970.00 | | | |
| | | | Total | 970.00 | 0.000 % | 970.00 | 0.00 |
| | | | | Total Segment Expenses | | 1,420.00 | 0.00 |
| | | | | | Total Expenses * | 1,420.00 | 0.00 |

* General expense percentage - 0.000 %

* Investment expense percentage - 0.000 %

SEVERINO FAMILY SUPER
Statement of Taxable Income

For the year ended 30 June 2021

| | 2021 |
|--|-------------------|
| | \$ |
| Benefits accrued as a result of operations | 69,958.59 |
| Less | |
| Increase in MV of investments | 53,720.60 |
| Realised Accounting Capital Gains | 797.60 |
| Accounting Trust Distributions | 315.00 |
| | <u>54,833.20</u> |
| Add | |
| Other Non Deductible Expenses | 3,558.75 |
| Franking Credits | 1,045.31 |
| Foreign Credits | 0.48 |
| Taxable Trust Distributions | 311.18 |
| Distributed Foreign income | 25.83 |
| | <u>4,941.55</u> |
| SMSF Annual Return Rounding | (2.94) |
| Taxable Income or Loss | <u>20,064.00</u> |
| Income Tax on Taxable Income or Loss | 3,009.60 |
| Less | |
| Franking Credits | 1,045.31 |
| Foreign Credits | 0.48 |
| | <u>1,963.81</u> |
| CURRENT TAX OR REFUND | <u>1,963.81</u> |
| Supervisory Levy | 259.00 |
| Income Tax Instalments Paid | (3,508.00) |
| AMOUNT DUE OR REFUNDABLE | <u>(1,285.19)</u> |

SEVERINO FAMILY SUPER Tax Reconciliation Report

For the year ended 30 June 2021

| Tax Return Label | Date | Account Code | Account Name | Amount \$ |
|---|------------|--------------------|---|---------------|
| C - Income - Gross interest | | | | |
| | 31/07/2020 | 25000/MBL962773131 | Macquarie CMA ***131 | 0.73 |
| | 31/08/2020 | 25000/MBL962773131 | Macquarie CMA ***131 | 0.60 |
| | 30/09/2020 | 25000/MBL962773131 | Macquarie CMA ***131 | 0.38 |
| | 31/12/2020 | 25000/MBL962773131 | Macquarie CMA ***131 | 3.47 |
| | 29/01/2021 | 25000/MBL962773131 | Macquarie CMA ***131 | 2.10 |
| | 26/02/2021 | 25000/MBL962773131 | Macquarie CMA ***131 | 1.88 |
| | 31/03/2021 | 25000/MBL962773131 | Macquarie CMA ***131 | 2.19 |
| | 30/04/2021 | 25000/MBL962773131 | Macquarie CMA ***131 | 2.27 |
| | 31/05/2021 | 25000/MBL962773131 | Macquarie CMA ***131 | 2.48 |
| | 30/06/2021 | 25000/MBL962773131 | Macquarie CMA ***131 | 2.68 |
| Sub-Total | | | | 18.78 |
| Ignore Cents | | | | 0.78 |
| Total | | | | 18.00 |
| D1 - Income - Gross foreign income | | | | |
| | 30/06/2021 | 23800/SCG.AX2 | Scentre Group | 26.31 |
| Sub-Total | | | | 26.31 |
| Ignore Cents | | | | 0.31 |
| Total | | | | 26.00 |
| D - Income - Net foreign income | | | | |
| | 30/06/2021 | 23800/SCG.AX2 | Scentre Group | 26.31 |
| Sub-Total | | | | 26.31 |
| Ignore Cents | | | | 0.31 |
| Total | | | | 26.00 |
| J - Unfranked dividend amount | | | | |
| | 25/09/2020 | 23900/LNK.AX | Link Administration Holdings Limited | 19.25 |
| | 25/03/2021 | 23900/DOW.AX | Downer Edi Limited | 90.27 |
| | 09/04/2021 | 23900/LNK.AX | Link Administration Holdings Limited | 19.80 |
| Sub-Total | | | | 129.32 |
| Ignore Cents | | | | 0.32 |
| Total | | | | 129.00 |
| K - Franked dividend amount | | | | |
| | 03/07/2020 | 23900/NAB.AX | National Australia Bank Limited | 270.00 |
| | 18/09/2020 | 23900/WPL.AX | Woodside Petroleum Ltd | 76.12 |
| | 24/09/2020 | 23900/RHP.AX | Rhipe Limited | 32.00 |
| | 24/09/2020 | 23900/STO.AXW | Santos Limited | 36.42 |
| | 25/09/2020 | 23900/LNK.AX | Link Administration Holdings Limited | 19.25 |
| | 30/09/2020 | 23900/ANZ.AX | Australia And New Zealand Banking Group Limited | 225.00 |
| | 05/10/2020 | 23900/IVC.AX | Invocare Limited | 23.49 |
| | 06/10/2020 | 23900/PPE.AX | People Infrastructure Ltd | 67.50 |
| | 16/10/2020 | 23900/5GN.AX | 5g Networks Limited | 27.00 |
| | 10/12/2020 | 23900/NAB.AX | National Australia Bank Limited | 345.30 |

SEVERINO FAMILY SUPER

Tax Reconciliation Report

For the year ended 30 June 2021

| Tax Return Label | Date | Account Code | Account Name | Amount \$ |
|--|------------|---------------|---|-----------------|
| K - Franked dividend amount | | | | |
| | 16/12/2020 | 23900/ANZ.AX | Australia And New Zealand Banking Group Limited | 315.00 |
| | 18/12/2020 | 23900/WBC.AX | Westpac Banking Corporation | 248.00 |
| | 18/12/2020 | 23900/ALL.AX | Aristocrat Leisure Limited | 27.50 |
| | 22/03/2021 | 23900/RHP.AX | Rhipe Limited | 24.00 |
| | 24/03/2021 | 23900/WPL.AX | Woodside Petroleum Ltd | 32.12 |
| | 25/03/2021 | 23900/STO.AXW | Santos Limited | 78.95 |
| | 31/03/2021 | 23900/PPE.AX | People Infrastructure Ltd | 67.50 |
| | 09/04/2021 | 23900/LNK.AX | Link Administration Holdings Limited | 29.70 |
| | 22/04/2021 | 23900/IVC.AX | Invocare Limited | 29.89 |
| | 25/06/2021 | 23900/WBC.AX | Westpac Banking Corporation | 464.00 |
| Sub-Total | | | | 2,438.74 |
| Ignore Cents | | | | 0.74 |
| Total | | | | 2,438.00 |
| L - Income - Dividend franking credit | | | | |
| | 03/07/2020 | 23900/NAB.AX | National Australia Bank Limited | 115.71 |
| | 18/09/2020 | 23900/WPL.AX | Woodside Petroleum Ltd | 32.62 |
| | 24/09/2020 | 23900/RHP.AX | Rhipe Limited | 13.71 |
| | 24/09/2020 | 23900/STO.AXW | Santos Limited | 15.61 |
| | 25/09/2020 | 23900/LNK.AX | Link Administration Holdings Limited | 8.25 |
| | 30/09/2020 | 23900/ANZ.AX | Australia And New Zealand Banking Group Limited | 96.43 |
| | 05/10/2020 | 23900/IVC.AX | Invocare Limited | 10.07 |
| | 06/10/2020 | 23900/PPE.AX | People Infrastructure Ltd | 28.93 |
| | 16/10/2020 | 23900/5GN.AX | 5g Networks Limited | 11.57 |
| | 10/12/2020 | 23900/NAB.AX | National Australia Bank Limited | 147.99 |
| | 16/12/2020 | 23900/ANZ.AX | Australia And New Zealand Banking Group Limited | 135.00 |
| | 18/12/2020 | 23900/WBC.AX | Westpac Banking Corporation | 106.29 |
| | 18/12/2020 | 23900/ALL.AX | Aristocrat Leisure Limited | 11.79 |
| | 22/03/2021 | 23900/RHP.AX | Rhipe Limited | 10.29 |
| | 24/03/2021 | 23900/WPL.AX | Woodside Petroleum Ltd | 13.77 |
| | 25/03/2021 | 23900/STO.AXW | Santos Limited | 33.84 |
| | 31/03/2021 | 23900/PPE.AX | People Infrastructure Ltd | 28.93 |
| | 09/04/2021 | 23900/LNK.AX | Link Administration Holdings Limited | 12.73 |
| | 22/04/2021 | 23900/IVC.AX | Invocare Limited | 12.81 |
| | 25/06/2021 | 23900/WBC.AX | Westpac Banking Corporation | 198.86 |
| Sub-Total | | | | 1,045.20 |
| Ignore Cents | | | | 0.20 |
| Total | | | | 1,045.00 |
| M - Gross trust distributions | | | | |
| | 30/06/2021 | 23800/SCG.AX2 | Scentre Group | 311.29 |

SEVERINO FAMILY SUPER Tax Reconciliation Report

For the year ended 30 June 2021

| Tax Return Label | Date | Account Code | Account Name | Amount \$ |
|--|------------|--------------------|---|------------------|
| M - Gross trust distributions | | | | |
| Sub-Total | | | | 311.29 |
| Ignore Cents | | | | 0.29 |
| Total | | | | 311.00 |
| R1 - Assessable employer contributions | | | | |
| | 10/08/2020 | 24200/SEVCLA00001A | (Contributions) Severino, Clayton - Accumulation (Accumulation) | 2,407.53 |
| | 02/11/2020 | 24200/SEVCLA00001A | (Contributions) Severino, Clayton - Accumulation (Accumulation) | 1,605.02 |
| | 30/11/2020 | 24200/SEVCLA00001A | (Contributions) Severino, Clayton - Accumulation (Accumulation) | 1,605.02 |
| | 11/01/2021 | 24200/SEVCLA00001A | (Contributions) Severino, Clayton - Accumulation (Accumulation) | 2,213.51 |
| | 09/02/2021 | 24200/SEVCLA00001A | (Contributions) Severino, Clayton - Accumulation (Accumulation) | 1,605.02 |
| | 08/03/2021 | 24200/SEVCLA00001A | (Contributions) Severino, Clayton - Accumulation (Accumulation) | 1,605.02 |
| | 14/04/2021 | 24200/SEVCLA00001A | (Contributions) Severino, Clayton - Accumulation (Accumulation) | 1,605.02 |
| | 03/05/2021 | 24200/SEVCLA00001A | (Contributions) Severino, Clayton - Accumulation (Accumulation) | 1,605.02 |
| | 31/05/2021 | 24200/SEVCLA00001A | (Contributions) Severino, Clayton - Accumulation (Accumulation) | 1,605.02 |
| | 22/06/2021 | 24200/SEVCLA00001A | (Contributions) Severino, Clayton - Accumulation (Accumulation) | 1,661.12 |
| Sub-Total | | | | 17,517.30 |
| Ignore Cents | | | | 0.30 |
| Total | | | | 17,517.00 |
| R - Assessable contributions (R1 plus R2 plus R3 less R6) | | | | |
| | | | Assessable employer contributions | 17,517.30 |
| Sub-Total | | | | 17,517.30 |
| Ignore Cents | | | | 0.30 |
| Total | | | | 17,517.00 |
| W - GROSS INCOME (Sum of labels A to U) | | | | |
| | | | | 21,484.00 |
| Sub-Total | | | | 21,484.00 |
| Ignore Cents | | | | 0.00 |
| Total | | | | 21,484.00 |
| V - TOTAL ASSESSABLE INCOME (W less Y) | | | | |
| | | | | 21,484.00 |
| Sub-Total | | | | 21,484.00 |
| Ignore Cents | | | | 0.00 |
| Total | | | | 21,484.00 |
| H1 - Expenses - SMSF auditor fee | | | | |
| | 22/03/2021 | 30700 | Auditor's Remuneration | 450.00 |

SEVERINO FAMILY SUPER Tax Reconciliation Report

For the year ended 30 June 2021

| Tax Return Label | Date | Account Code | Account Name | Amount \$ |
|---|------------|--------------|------------------|--------------|
| H1 - Expenses - SMSF auditor fee | | | | |
| Sub-Total | | | | 450.00 |
| Ignore Cents | | | | 0.00 |
| Total | | | | 450.00 |
| J1 - Expenses - Management and administration expenses | | | | |
| | 22/03/2021 | 30100 | Accountancy Fees | 970.00 |
| Sub-Total | | | | 970.00 |
| Ignore Cents | | | | 0.00 |
| Total | | | | 970.00 |
| N - TOTAL DEDUCTIONS | | | | |
| Sub-Total | | | | 1,420.00 |
| Ignore Cents | | | | 0.00 |
| Total | | | | 1,420.00 |
| O - TAXABLE INCOME OR LOSS | | | | |
| Sub-Total | | | | 20,064.00 |
| Ignore Cents | | | | 0.00 |
| Total | | | | 20,064.00 |
| Z - TOTAL SMSF EXPENSES | | | | |
| Sub-Total | | | | 1,420.00 |
| Ignore Cents | | | | 0.00 |
| Total | | | | 1,420.00 |
| A - Taxable income | | | | |
| Sub-Total | | | | 20,064.00 |
| Ignore Cents | | | | 0.00 |
| Total | | | | 20,064.00 |
| T1 - Tax on taxable income | | | | |
| Sub-Total | | | | 3,009.60 |
| Ignore Cents | | | | 0.00 |
| Total | | | | 3,009.60 |
| B - Gross Tax | | | | |
| Sub-Total | | | | 3,009.60 |
| Ignore Cents | | | | 0.00 |
| Total | | | | 3,009.60 |
| C1 - Foreign income tax offset | | | | |

SEVERINO FAMILY SUPER Tax Reconciliation Report

For the year ended 30 June 2021

| Tax Return Label | Date | Account Code | Account Name | Amount \$ |
|--|------------|---------------|---|-----------------|
| C1 - Foreign income tax offset | | | | |
| | 30/06/2021 | 23800/SCG.AX2 | Scentre Group | 0.48 |
| Sub-Total | | | | 0.48 |
| Ignore Cents | | | | 0.00 |
| Total | | | | 0.48 |
| C - Non-refundable non-carry forward tax offsets | | | | |
| | | | | 0.48 |
| Sub-Total | | | | 0.48 |
| Ignore Cents | | | | 0.00 |
| Total | | | | 0.48 |
| T2 - SUBTOTAL | | | | |
| | | | | 3,009.12 |
| Sub-Total | | | | 3,009.12 |
| Ignore Cents | | | | 0.00 |
| Total | | | | 3,009.12 |
| T3 - SUBTOTAL 2 | | | | |
| | | | | 3,009.12 |
| Sub-Total | | | | 3,009.12 |
| Ignore Cents | | | | 0.00 |
| Total | | | | 3,009.12 |
| E1 - Complying fund's franking credits tax offset | | | | |
| | 03/07/2020 | 23900/NAB.AX | National Australia Bank Limited | 115.71 |
| | 18/09/2020 | 23900/WPL.AX | Woodside Petroleum Ltd | 32.62 |
| | 24/09/2020 | 23900/RHP.AX | Rhipe Limited | 13.71 |
| | 24/09/2020 | 23900/STO.AXW | Santos Limited | 15.61 |
| | 25/09/2020 | 23900/LNK.AX | Link Administration Holdings Limited | 8.25 |
| | 30/09/2020 | 23900/ANZ.AX | Australia And New Zealand Banking Group Limited | 96.43 |
| | 05/10/2020 | 23900/IVC.AX | Invocare Limited | 10.07 |
| | 06/10/2020 | 23900/PPE.AX | People Infrastructure Ltd | 28.93 |
| | 16/10/2020 | 23900/5GN.AX | 5g Networks Limited | 11.57 |
| | 10/12/2020 | 23900/NAB.AX | National Australia Bank Limited | 147.99 |
| | 16/12/2020 | 23900/ANZ.AX | Australia And New Zealand Banking Group Limited | 135.00 |
| | 18/12/2020 | 23900/WBC.AX | Westpac Banking Corporation | 106.29 |
| | 18/12/2020 | 23900/ALL.AX | Aristocrat Leisure Limited | 11.79 |
| | 22/03/2021 | 23900/RHP.AX | Rhipe Limited | 10.29 |
| | 24/03/2021 | 23900/WPL.AX | Woodside Petroleum Ltd | 13.77 |
| | 25/03/2021 | 23900/STO.AXW | Santos Limited | 33.84 |
| | 31/03/2021 | 23900/PPE.AX | People Infrastructure Ltd | 28.93 |
| | 09/04/2021 | 23900/LNK.AX | Link Administration Holdings Limited | 12.73 |
| | 22/04/2021 | 23900/IVC.AX | Invocare Limited | 12.81 |
| | 25/06/2021 | 23900/WBC.AX | Westpac Banking Corporation | 198.86 |

SEVERINO FAMILY SUPER

Tax Reconciliation Report

For the year ended 30 June 2021

| Tax Return Label | Date | Account Code | Account Name | Amount \$ |
|--|------------|---------------|-------------------------------|-------------------|
| E1 - Complying fund's franking credits tax offset | | | | |
| | 30/06/2021 | 23800/SCG.AX2 | Scentre Group | 0.11 |
| Sub-Total | | | | 1,045.31 |
| Ignore Cents | | | | 0.00 |
| Total | | | | 1,045.31 |
| E - Refundable tax offsets | | | | |
| | | | | 1,045.31 |
| Sub-Total | | | | 1,045.31 |
| Ignore Cents | | | | 0.00 |
| Total | | | | 1,045.31 |
| T5 - TAX PAYABLE | | | | |
| | | | | 1,963.81 |
| Sub-Total | | | | 1,963.81 |
| Ignore Cents | | | | 0.00 |
| Total | | | | 1,963.81 |
| K - PAYG instalments raised | | | | |
| | 28/10/2020 | 85000 | Income Tax Payable/Refundable | 877.00 |
| | 23/02/2021 | 85000 | Income Tax Payable/Refundable | 877.00 |
| | 22/04/2021 | 85000 | Income Tax Payable/Refundable | 877.00 |
| | 30/06/2021 | 85000 | Income Tax Payable/Refundable | 877.00 |
| Sub-Total | | | | 3,508.00 |
| Ignore Cents | | | | 0.00 |
| Total | | | | 3,508.00 |
| L - Supervisory levy | | | | |
| | | | | 259.00 |
| Sub-Total | | | | 259.00 |
| Ignore Cents | | | | 0.00 |
| Total | | | | 259.00 |
| S - AMOUNT DUE OR REFUNDABLE | | | | |
| | | | | (1,285.19) |
| Sub-Total | | | | (1,285.19) |
| Ignore Cents | | | | 0.00 |
| Total | | | | (1,285.19) |



Australian Government
Australian Taxation Office

Agent SUPERHELP AUSTRALIA PTY LTD
Client THE TRUSTEE FOR SEVERINO
 FAMILY SUPER FUND
ABN 16 293 997 281
TFN 909 414 751

Income tax 551

| | |
|-----------------------|------------|
| Date generated | 08/09/2022 |
| Overdue | \$0.00 |
| Not yet due | \$0.00 |
| Balance | \$0.00 |

Transactions

2 results found - from **01 July 2019** to **30 June 2021** sorted by **processed date** ordered **newest to oldest**

| Processed date | Effective date | Description | Debit (DR) | Credit (CR) | Balance |
|----------------|----------------|--|------------|-------------|-------------|
| 21 May 2020 | 30 Jun 2020 | Tax return Self Man Superfund - Income Tax for the period from 01 Jul 18 to 30 Jun 19 | \$611.20 | | \$0.00 |
| 21 May 2020 | 20 May 2020 | Payment received | | \$611.20 | \$611.20 CR |

86000 - PAYG Payable

2021 Financial Year

Preparer Lousse Montiel

Reviewer Steven Lee

Status Completed

| Account Code | Description | CY Balance | LY Balance | Change |
|--------------|--------------|-------------------|-------------------|----------|
| 86000 | PAYG Payable | (\$877.00) | (\$1,570.00) | (44.14)% |
| TOTAL | | CY Balance | LY Balance | |
| | | (\$877.00) | (\$1,570.00) | |

Supporting Documents

- ATO_Integrated.pdf 86000
- ATO_PAYG.pdf 86000

Standard Checklist

- Attach copy of PAYG Payment Summary
- Confirm Transactions in ATO Portal



Activity statement 001

| | |
|-----------------------|-------------|
| Date generated | 08/09/2022 |
| Overdue | \$931.00 DR |
| Not yet due | \$0.00 |
| Balance | \$931.00 DR |

Transactions

10 results found - from **01 July 2020** to **30 June 2021** sorted by **processed date** ordered **newest to oldest**

| Processed date | Effective date | Description | Debit (DR) | Credit (CR) | Balance |
|----------------|----------------|---|------------|-------------|---------------|
| 2 May 2021 | 28 Apr 2021 | Original Activity Statement for the period ending 31 Mar 21 - PAYG Instalments | \$877.00 | | \$0.00 |
| 23 Apr 2021 | 22 Apr 2021 | Payment received | | \$877.00 | \$877.00 CR |
| 7 Mar 2021 | 2 Mar 2021 | Original Activity Statement for the period ending 31 Dec 20 - PAYG Instalments | \$877.00 | | \$0.00 |
| 24 Feb 2021 | 23 Feb 2021 | Payment received | | \$877.00 | \$877.00 CR |
| 3 Nov 2020 | 2 Nov 2020 | Payment received | | \$1,570.00 | \$0.00 |
| 2 Nov 2020 | 2 Nov 2020 | General interest charge | | | \$1,570.00 DR |
| 1 Nov 2020 | 28 Oct 2020 | Original Activity Statement for the period ending 30 Sep 20 - PAYG Instalments | \$877.00 | | \$1,570.00 DR |
| 29 Oct 2020 | 28 Oct 2020 | Payment received | | \$877.00 | \$693.00 DR |
| 3 Aug 2020 | 3 Aug 2020 | General interest charge | | | \$1,570.00 DR |
| 2 Aug 2020 | 28 Jul 2020 | Original Activity Statement for the period ending 30 Jun 20 - PAYG Instalments | \$1,570.00 | | \$1,570.00 DR |



Australian Government
Australian Taxation Office

PAYG Instalments report 2021

Tax Agent 72357001
Last Updated 03/09/2022

| TFN | Client Name | Quarter 1 (\$) | Quarter 2 (\$) | Quarter 3 (\$) | Quarter 4 (\$) | Total Instalment (\$) |
|------------|--|---------------------------|---------------------------|---------------------------|---------------------------|--------------------------------------|
| 909414751 | THE TRUSTEE FOR SEVERINO FAMILY SUPER FUND | 877.00 | 877.00 | 877.00 | 877.00 | 3,508.00 |

Total No of Clients: 1

88000 - Sundry Creditors

2021 Financial Year

Preparer Lousse Montiel

Reviewer Steven Lee

Status Completed

| Account Code | Description | CY Balance | LY Balance | Change |
|--------------|------------------|-------------------|-------------------|--------|
| 88000 | Sundry Creditors | (\$885.00) | | 100% |
| TOTAL | | CY Balance | LY Balance | |
| | | (\$885.00) | | |

Supporting Documents

- General Ledger [Report](#)
- Receipt_2020.pdf [88000](#)

Standard Checklist

- Attach all source documentation and confirmations of Liability

SEVERINO FAMILY SUPER

General Ledger

As at 30 June 2021

| Transaction Date | Description | Units | Debit | Credit | Balance \$ |
|---------------------------------|---|-------|-------|---------------|------------------|
| Sundry Creditors (88000) | | | | | |
| Sundry Creditors (88000) | | | | | |
| 22/03/2021 | Funds transfer TRANSACT FUNDS TFR TO SuperHelp Australi | | | 885.00 | 885.00 CR |
| | | | | 885.00 | 885.00 CR |

Total Debits: 0.00

Total Credits: 885.00



TAX INVOICE

Severino Family Super

Invoice Date
12 Oct 2021

Invoice Number
INV-0129

ABN
60 061 126 663

SuperHelp Australia
PTY LTD
PO Box 1906
MACQUARIE
CENTRE NSW 2113
AUSTRALIA

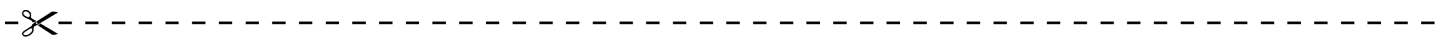
| Item | Description | Quantity | Unit Price | GST | Amount AUD |
|-----------------------|----------------------------|----------|------------|-----|-------------|
| EOY | SMSF Annual Administration | 1.00 | 1,070.00 | 10% | 1,070.00 |
| ADD INV | Additional Investments | 14.00 | 25.00 | 10% | 350.00 |
| DEPO | Deposit | 1.00 | (535.00) | 10% | (535.00) |
| INCLUDES GST 10% | | | | | 80.45 |
| TOTAL AUD | | | | | 885.00 |
| Less Amount Paid | | | | | 885.00 |
| AMOUNT DUE AUD | | | | | 0.00 |

Due Date: 26 Oct 2021

Please pay the balance of our fees by direct credit into our bank account.

OUR BANK DETAILS (Use your name or your SMSF name as the reference):

Account Name: Superhelp Australia Pty Ltd
Bank: Commonwealth Bank
BSB: 06 2099
Account Number: 1041 7929



PAYMENT ADVICE

To: SuperHelp Australia PTY LTD
PO Box 1906
MACQUARIE CENTRE NSW 2113
AUSTRALIA

Customer Severino Family Super
Invoice Number INV-0129

Amount Due **0.00**
Due Date 26 Oct 2021

Amount Enclosed

Enter the amount you are paying above

89000 - Deferred Tax Liability/Asset

2021 Financial Year

Preparer Lousse Montiel

Reviewer Steven Lee

Status Completed

| Account Code | Description | CY Balance | LY Balance | Change |
|--------------|------------------------------|-------------------|-------------------|----------|
| 89000 | Deferred Tax Liability/Asset | \$9,646.18 | \$15,134.58 | (36.26)% |
| TOTAL | | CY Balance | LY Balance | |
| | | \$9,646.18 | \$15,134.58 | |

Supporting Documents

- Deferred Tax Reconciliation Report [Report](#)

Standard Checklist

- Attach all source documentation and confirmations of Liability
- Attach copy of Deferred Tax Reconciliation Report

SEVERINO FAMILY SUPER

Deferred Tax Reconciliation

For The Period 01 July 2020 - 30 June 2021

| Investment Code | Investment Name | Revaluation/Tax Deferred | Permanent Difference (Non-Assessable) | Temporary Difference (Assessable) | Temporary Difference (Accumulation Portion) |
|---------------------|---|--------------------------|---------------------------------------|-----------------------------------|---|
| Revaluations | | | | | |
| RHP.AX | Rhipe Limited | 192.00 | 64.00 | 128.00 | 128.00 |
| IVC.AX | Invocare Limited | 465.43 | 155.14 | 310.29 | 310.29 |
| BLD.AX | Boral Limited. | 5,340.00 | 1,780.00 | 3,560.00 | 3,560.00 |
| STO.AXW | Santos Limited | 2,237.50 | 745.83 | 1,491.67 | 1,491.67 |
| PPE.AX | People Infrastructure Ltd | 3,885.00 | 1,295.00 | 2,590.00 | 2,590.00 |
| WEB.AX | Webjet Limited | 1,510.50 | 503.50 | 1,007.00 | 1,007.00 |
| WHC.AX | Whitehaven Coal Limited | 1,096.50 | 365.50 | 731.00 | 731.00 |
| NAB.AX | National Australia Bank Limited | 9,208.00 | 3,069.33 | 6,138.67 | 6,138.67 |
| SCG.AX2 | Scentre Group | 2,565.00 | 855.00 | 1,710.00 | 1,710.00 |
| KAR.AX | Karoon Energy Ltd | 3,625.00 | 1,208.33 | 2,416.67 | 2,416.67 |
| VHT.AX | Volpara Health Technologies Limited | (554.40) | (184.80) | (369.60) | (369.60) |
| EML.AX | EML Payments Limited | 189.00 | 63.00 | 126.00 | 126.00 |
| EOS.AX | Electro Optic Systems Holdings Limited | (222.00) | (74.00) | (148.00) | (148.00) |
| LNK.AX | Link Administration Holdings Limited | 1,034.00 | 344.67 | 689.33 | 689.33 |
| ANZ.AX | Australia And New Zealand Banking Group Limited | 8,559.00 | 2,853.00 | 5,706.00 | 5,706.00 |
| HUM.AX | Humm Group Limited | (619.95) | (206.65) | (413.30) | (413.30) |
| OPT.AX | Opthea Limited | (1,332.50) | (444.17) | (888.33) | (888.33) |
| DOW.AX | Downer Edi Limited | 1,310.02 | 436.67 | 873.35 | 873.35 |
| WPL.AX | Woodside Petroleum Ltd | 117.60 | 39.20 | 78.40 | 78.40 |
| ETPMAG.AX | Etfs Metal Securities Australia Limited | 2,996.00 | 998.67 | 1,997.33 | 1,997.33 |

SEVERINO FAMILY SUPER**Deferred Tax Reconciliation**

For The Period 01 July 2020 - 30 June 2021

| Investment Code | Investment Name | Revaluation/Tax Deferred | Permanent Difference (Non-Assessable) | Temporary Difference (Assessable) | Temporary Difference (Accumulation Portion) |
|-----------------------------------|-----------------------------|--------------------------|---------------------------------------|-----------------------------------|---|
| 5GN.AX | 5g Networks Limited | (891.00) | (297.00) | (594.00) | (594.00) |
| KLL.AX | Kalium Lakes Limited | 1,700.00 | 566.67 | 1,133.33 | 1,133.33 |
| CAN.AX | Cann Group Limited | (302.55) | (100.85) | (201.70) | (201.70) |
| ALL.AX | Aristocrat Leisure Limited | 4,837.25 | 1,612.42 | 3,224.83 | 3,224.83 |
| PNV.AX | Polynovo Limited | 487.20 | 162.40 | 324.80 | 324.80 |
| WBC.AX | Westpac Banking Corporation | 6,288.00 | 2,096.00 | 4,192.00 | 4,192.00 |
| | | 53,720.60 | 17,906.86 | 35,813.74 | 35,813.74 |
| Tax Deferred Distributions | | | | | |
| SCG.AX2 | Scentre Group | (22.01) | 0.00 | (22.01) | (22.01) |
| | | (22.01) | 0.00 | (22.01) | (22.01) |
| Total | | 53,698.59 | 17,906.86 | 35,791.73 | 35,791.73 |

Deferred Tax Liability (Asset) Summary

| | |
|---------------------------------------|-------------------------------|
| Opening Balance | (15,134.58) |
| Current Year Transactions | 5,368.76 |
| Total Capital Losses | 0.00 |
| Total Tax Losses | 0.00 |
| Deferred Tax WriteBacks/Adjustment | 0.00 |
| Capital Loss carried forward recouped | 119.64 |
| Tax Loss carried forward recouped | 0.00 |
| Closing Balance | <hr/> (9,646.18) <hr/> |

A - Financial Statements

2021 Financial Year

Preparer Lousse Montiel

Reviewer Steven Lee

Status Completed

Supporting Documents

No supporting documents

Standard Checklist

- Attach copy of Financial Statements
- Attach copy of SMSF Annual Return

B - Permanent Documents

2021 Financial Year

Preparer Lousse Montiel

Reviewer Steven Lee

Status Completed

Supporting Documents

- Fund Summary Report Report

Standard Checklist

- Attach latest copy of ASIC annual company statement (if corporate trustee)
- Ensure latest copies of ATO Trustee Declarations and ATO confirmation that the fund is a regulated fund is attached
- Ensure latest copies of trustee consents, member consents and registers are attached
- Ensure latest copy of trust deed (including amendments) are attached
- Use [Australian Business Register](#) to ensure details are correct
- Use [Super Fund Lookup](#) to check the eligibility to receive rollovers and contributions

SEVERINO FAMILY SUPER Fund Summary Report

As at 30 June 2021

Fund Details

Date Formed: 18/09/2009
Tax File Number: Provided
ABN: 16293997281

Period: 01/07/2020 - 30/06/2021
Fund Type: SMSF
GST Registered: No

Postal Address:

49 Carina Rd
Oyster Bay, New South Wales 2225

Physical Address:

49 Carina Rd
Oyster Bay, New South Wales 2225

Members

Number of Members: 2

| Name | Age | Member Accounts | Pension Accounts | Tax File Number | Beneficiary Details |
|-------------------|-----|-----------------|------------------|-----------------|---------------------|
| Severino, Clayton | 46 | 1 | 0 | Provided | Not Provided |
| Severino, Bronwyn | 46 | 1 | 0 | Provided | Not Provided |

Fund Relationships

| Relationship Type | Contact |
|-------------------|-----------------------------|
| Accountant | Superhelp Australia Pty Ltd |
| Auditor | Pinnacle Super Pty Ltd |
| Fund Contact | Severino, Clayton |
| Tax Agent | Superhelp Australia Pty Ltd |
| Trustee | Severino, Clayton |
| Trustee | Severino, Bronwyn |

C - Other Documents

2021 Financial Year

Preparer Lousse Montiel

Reviewer Steven Lee

Status Completed

Supporting Documents

- Projected Investment Strategy.pdf

Standard Checklist

- Attach copy of any SOAs issued during the Financial Year
- Attach copy of Investment Strategy
- Attach signed Engagement Letter
- Attach signed Trustee Representation Letter
- Attach Trustee Minutes prepared during the year

SEVERINO FAMILY SUPER

Projected Investment Strategy

Overview

The aim of this strategy is to provide the Members with an income on retirement.

Investment Objectives

The Trustee(s) will at all times ensure the funds assets are invested in accordance with the trust deed and comply with the applicable legislative requirements.

The Trustee(s) will act prudently to maximise the rate of return, subject to acceptable risk parameters whilst maintaining an appropriate diversification across a broad range of assets whilst assessing the risks where it is determined the fund's portfolio lacks diversification and / or has elected to implement a sector bias.

Having considered the risk profile of the fund and the member's needs and circumstances, the trustee has adopted the following objectives for the investment of assets of the fund;

- to achieve an investment return (based on market values and net of tax and charges) that exceeds the CPI by at least 3% per annum when measured over a rolling 5 year period.
- to have a probability of zero or negative returns in any 12 Month period of less than one in five years; and
- have sufficient liquidity to meet liabilities as and when they fall due.
- to consider the need to hold a policy of insurance for one or more members of the fund.

Investment Strategy

The fund will invest in a portfolio of assets according to market conditions and within the ranges specified below:

Asset Allocation

The targeted asset allocation will be in the following ranges:

| <u>Asset Class</u> | <u>Target Range</u> | <u>Benchmark</u> |
|------------------------------|---------------------|------------------|
| Australian Shares | 0 - 85 % | 80 % |
| International Shares | 0 - 0 % | 0 % |
| Cash | 0 - 30 % | 15 % |
| Australian Fixed Interest | 0 - 0 % | 0 % |
| International Fixed Interest | 0 - 0 % | 0 % |
| Mortgages | 0 - 0 % | 0 % |
| Direct Property | 0 - 0 % | 0 % |
| Listed Property | 0 - 0 % | 0 % |
| Other | 0 - 10 % | 5 % |

Quality companies and trusts as supported by research and fundamental analysis will be selected. Direct investments in property, artwork and lease equipment may form part of the strategy provided there is sufficient basis for the decision.

Insurance

The Trustees have considered and consulted Professional Advice where necessary to ensure that all fund members have the correct type and level of insurance. Insurance may be held within or outside the SMSF.

Review and Monitoring


The trustees will monitor and review the fund's investment activities on a regular basis and to communicate with the members should they feel that any change in strategy is necessary in order to achieve the fund's objective.

**SEVERINO FAMILY SUPER
Projected Investment Strategy**

Date: 23,9, 2022



.....
Clayton Severino



.....
Bronwyn Severino

D - Pension Documentation

2021 Financial Year

Preparer Lousse Montiel

Reviewer Steven Lee

Status Completed

Supporting Documents

- Transfer Balance Account Summary [Report](#)

Standard Checklist

- Attach Actuarial Certificate
- Attach documentation supporting any pensions commenced during the financial year
- Attach documentation supporting any pensions commuted during the financial year
- Ensure correct Transfer Balance Account Reports have been lodged with the ATO

SEVERINO FAMILY SUPER

Transfer Balance Account Summary

For The Period 01 July 2020 - 30 June 2021

| Member | Pension Type | Date | Lodgment Date | Transaction Type | Event Type | Debit | Credit | Balance | Cap Limit | Remaining Cap |
|--------|--------------|------|---------------|------------------|------------|-------|--------|---------|-----------|---------------|
|--------|--------------|------|---------------|------------------|------------|-------|--------|---------|-----------|---------------|

Bronwyn Severino

Clayton Severino

E - Estate Planning

2021 Financial Year

Preparer Lousse Montiel

Reviewer Steven Lee

Status Completed

Supporting Documents

No supporting documents

Standard Checklist

- Attach Death Benefit Nominations (if applicable)
- Attach Life Insurance Policies (if applicable)
- Attach Reversionary Pension documentation (if applicable)
- Attach SMSF Will (if applicable)
- Review current Estate planning to ensure it matches wishes of members