

Jakins Superannuation Fund

Statement of Taxable Income

For the year ended 30 June 2020

	2020
	\$
Benefits accrued as a result of operations	12,965.36
Less	
Realised Accounting Capital Gains	(8,050.36)
Accounting Trust Distributions	395.04
	<u>(7,655.32)</u>
Add	
Decrease in MV of investments	9,370.81
Franking Credits	5,157.46
Distributed Foreign income	95.04
	<u>14,623.31</u>
SMSF Annual Return Rounding	(0.99)
Taxable Income or Loss	<u>35,243.00</u>
Income Tax on Taxable Income or Loss	5,286.45
Less	
Franking Credits	5,157.46
CURRENT TAX OR REFUND	<u>128.99</u>
Supervisory Levy	259.00
Income Tax Instalments Paid	(706.00)
AMOUNT DUE OR REFUNDABLE	<u>(318.01)</u>

A.C.E

Jakins Superannuation Fund

Trial Balance

As at 30 June 2020

Last Year	Code	Account Name	Units	Debits	Credits
				\$	\$
	23800	Distributions Received			
(204.96)	23800/LLC.AX	Lendlease Group			395.04
(217.50)	23800/SCP.AX1	Shopping Centres Australasia Property Group			
	23900	Dividends Received			
(1,600.00)	23900/ANZ.AX	Australia And New Zealand Banking Group Limited			
	23900/ARB.AX	ARB Corporation Limited.			210.00
(525.00)	23900/BEN.AX	Bendigo And Adelaide Bank Limited			
(110.00)	23900/BGA.AX	Bega Cheese Limited			210.00
(3,079.00)	23900/BHP.AX	BHP Group Limited			
(749.00)	23900/BKW.AX	Brickworks Limited			618.00
	23900/BLD.AX	Boral Limited.			270.00
(1,650.00)	23900/BOQ.AX	Bank Of Queensland Limited.			
(230.00)	23900/BSL.AX	Bluescope Steel Limited			350.00
	23900/BXB.AX	Brambles Limited			448.80
(750.00)	23900/CIM.AX	Cimic Group Limited			355.00
	23900/COL.AX	Coles Group Limited.			300.00
(900.00)	23900/CWP.AX	Cedar Woods Properties Limited			270.00
	23900/CWY.AX	Cleanaway Waste Management Limited			156.00
(1,020.00)	23900/DTL.AX	Data#3 Limited			914.00
(2,090.00)	23900/FLT.AX	Flight Centre Travel Group Limited			
	23900/GUD.AX	G.u.d. Holdings Limited			465.00
(165.00)	23900/GXL.AX	Greencross Limited			
	23900/KGN.AX	Kogan.com Ltd			187.50
	23900/MCP.AX	Mcperson's Limited			500.00
(940.00)	23900/MMS.AX	Mcmillan Shakespeare Limited			400.00
(890.00)	23900/MND.AX	Monadelphous Group Limited			450.00
(4,158.00)	23900/NAB.AX	National Australia Bank Limited			2,490.00
	23900/NHC.AX	New Hope Corporation Limited			900.00
(200.00)	23900/ORG.AX	Origin Energy Limited			600.00

Jakins Superannuation Fund
Trial Balance

A.C.E

As at 30 June 2020

Last Year	Code	Account Name	Units	Debits	Credits
				\$	\$
(200.00)	23900/PGC.AX	Paragon Care Limited			
(220.00)	23900/QBE.AX	QBE Insurance Group Limited			
	23900/RMD.AX	Resmed Inc			72.31
(175.00)	23900/RWC.AX	Reliance Worldwide Corporation Limited			125.00
	23900/SHL.AX	Sonic Healthcare Limited			850.00
(240.00)	23900/SOL.AX	Washington H Soul Pattinson & Company Limited			590.00
(1,640.00)	23900/SUN.AX	Suncorp Group Limited			1,400.00
(210.00)	23900/SVW.AX	Seven Group Holdings Limited			420.00
(31.50)	23900/TNE.AX	Technology One Limited			
(825.00)	23900/TWD.AX	Tamawood Limited			
	24200	Contributions			
(6,816.25)	24200/JAKKEV00001A	(Contributions) Jakins, Kevin - Accumulation			3,016.25
(18,568.49)	24200/JAKPAU00002A	(Contributions) Jakins, Paul - Accumulation			19,193.06
(953.55)	24700	Changes in Market Values of Investments		15,061.27	
	24800	Changes in Market Values of Other Assets		2,359.90	
	25000	Interest Received			
(470.73)	25000/CBA10692847	Jakins Superannuation Fund			296.75
	27500	Proceeds from Insurance Policies			
(1,858.69)	27500/JAKKEV00001A	(Proceeds from Insurance Policies) Jakins, Kevin - Accumulation			
	28500	Transfers In			
(12,655.19)	28500/JAKDIA00001A	(Transfers In) Jakins, Dianne - Accumulation			
(11.97)	28500/JAKKEV00001A	(Transfers In) Jakins, Kevin - Accumulation			
(68.13)	28500/JAKPAU00002A	(Transfers In) Jakins, Paul - Accumulation			
1,430.00	30100	Accountancy Fees			
330.00	30700	Auditor's Remuneration			
	31500	Bank Charges		2.93	
	39000	Life Insurance Premiums			
2,943.71	39000/JAKKEV00001A	(Life Insurance Premiums) Jakins, Kevin - Accumulation		3,112.89	

A.C.E

Jakins Superannuation Fund

Trial Balance

As at 30 June 2020

Last Year	Code	Account Name	Units	Debits	Credits
				\$	\$
2,475.02	39000/JAKPAU00002A	(Life Insurance Premiums) Jakins, Paul - Accumulation		2,950.36	
(1,882.82)	48500	Income Tax Expense		128.99	
59,127.05	49000	Profit/Loss Allocation Account		12,836.37	
	50010	Opening Balance			
(181,229.74)	50010/JAKDIA00001A	(Opening Balance) Jakins, Dianne - Accumulation			204,763.68
(53,029.88)	50010/JAKKEV00001A	(Opening Balance) Jakins, Kevin - Accumulation			55,900.99
(247,876.48)	50010/JAKPAU00002A	(Opening Balance) Jakins, Paul - Accumulation			266,004.50
	52420	Contributions			
(6,816.25)	52420/JAKKEV00001A	(Contributions) Jakins, Kevin - Accumulation			3,016.25
(18,568.49)	52420/JAKPAU00002A	(Contributions) Jakins, Paul - Accumulation			19,193.06
	52850	Transfers In			
(12,655.19)	52850/JAKDIA00001A	(Transfers In) Jakins, Dianne - Accumulation			0.00
(11.97)	52850/JAKKEV00001A	(Transfers In) Jakins, Kevin - Accumulation			0.00
(68.13)	52850/JAKPAU00002A	(Transfers In) Jakins, Paul - Accumulation			0.00
	53100	Share of Profit/(Loss)			
(12,709.80)	53100/JAKDIA00001A	(Share of Profit/(Loss)) Jakins, Dianne - Accumulation			759.87
(3,435.86)	53100/JAKKEV00001A	(Share of Profit/(Loss)) Jakins, Kevin - Accumulation			206.37
(16,055.50)	53100/JAKPAU00002A	(Share of Profit/(Loss)) Jakins, Paul - Accumulation			1,010.52
	53330	Income Tax			
1,831.05	53330/JAKDIA00001A	(Income Tax) Jakins, Dianne - Accumulation		1,101.13	
53.43	53330/JAKKEV00001A	(Income Tax) Jakins, Kevin - Accumulation			167.87
1,941.81	53330/JAKPAU00002A	(Income Tax) Jakins, Paul - Accumulation		1,021.80	
	53800	Contributions Tax			
1,022.54	53800/JAKKEV00001A	(Contributions Tax) Jakins, Kevin - Accumulation		452.44	
2,785.27	53800/JAKPAU00002A	(Contributions Tax) Jakins, Paul - Accumulation		2,878.95	
	53900	Insurance Policy Proceeds			
(1,858.69)	53900/JAKKEV00001A	(Insurance Policy Proceeds) Jakins, Kevin - Accumulation			0.00

Jakins Superannuation Fund

Trial Balance

As at 30 June 2020

A.C.E

Last Year	Code	Account Name	Units	Debits	Credits
				\$	\$
	53920	Life Insurance Premiums			
2,943.71	53920/JAKKEV00001A	(Life Insurance Premiums) Jakins, Kevin - Accumulation		3,112.89	
2,475.02	53920/JAKPAU00002A	(Life Insurance Premiums) Jakins, Paul - Accumulation		2,950.36	
	54500	Benefits Paid/Transfers Out			
5,231.98	54500/JAKKEV00001A	(Benefits Paid/Transfers Out) Jakins, Kevin - Accumulation			0.00
9,362.00	54500/JAKPAU00002A	(Benefits Paid/Transfers Out) Jakins, Paul - Accumulation			0.00
	60400	Bank Accounts			
225,930.46	60400/CBA10692847	Jakins Superannuation Fund		169,531.77	
	61800	Distributions Receivable			
204.96	61800/LLC.AX	Lendlease Group			0.00
3.00	68000	Sundry Debtors			0.00
	77600	Shares in Listed Companies (Australian)			
	77600/ALU.AX	Altium Limited	500.0000	16,240.00	
	77600/APX.AX	Appen Limited	500.0000	16,960.00	
9,560.00	77600/BGA.AX	Bega Cheese Limited	0.0000		0.00
17,919.00	77600/BKW.AX	Brickworks Limited	1,000.0000	15,830.00	
10,240.00	77600/BLD.AX	Boral Limited.	0.0000		0.00
30,125.00	77600/BSL.AX	Bluescope Steel Limited	2,500.0000	29,225.00	
12,880.00	77600/BXB.AX	Brambles Limited	2,000.0000	21,740.00	
	77600/COL.AX	Coles Group Limited.	1,000.0000	17,170.00	
11,400.00	77600/CWP.AX	Cedar Woods Properties Limited	0.0000		0.00
	77600/CWY.AX	Cleanaway Waste Management Limited	4,000.0000	8,800.00	
21,200.00	77600/DTL.AX	Data#3 Limited	4,000.0000	18,160.00	
	77600/EVS.AX	Envirosuite Limited	10,000.0000	1,450.00	
	77600/HACK.AX	Betashares Global Cybersecurity Etf	1,000.0000	8,230.00	
	77600/IVC.AX	Invokecare Limited	1,000.0000	10,480.00	
6,025.00	77600/MCP.AX	Mcperson's Limited	0.0000		0.00
12,210.00	77600/MMS.AX	Mcmillan Shakespeare Limited	0.0000		0.00
0.00	77600/MND.AX	Monadelphous Group Limited	1,000.0000	10,820.00	

A.C.E

Jakins Superannuation Fund

Trial Balance

As at 30 June 2020

Last Year	Code	Account Name	Units	Debits	Credits
				\$	\$
40,080.00	77600/NAB.AX	National Australia Bank Limited	900.0000	16,398.00	
	77600/NEA.AX	Nearmap Ltd	3,000.0000	6,750.00	
13,550.00	77600/NHC.AX	New Hope Corporation Limited	0.0000		0.00
14,620.00	77600/ORG.AX	Origin Energy Limited	2,000.0000	11,680.00	
3,828.00	77600/QHL.AX	Quickstep Holdings Limited	94,000.0000	7,896.00	
	77600/RMD.AX	Resmed Inc	750.0000	20,655.00	
7,980.00	77600/RUL.AX	Rpmglobal Holdings Limited	0.0000		0.00
8,800.00	77600/RWC.AX	Reliance Worldwide Corporation Limited	2,401.0000	7,058.94	
	77600/SHL.AX	Sonic Healthcare Limited	1,500.0000	45,645.00	
21,990.00	77600/SOL.AX	Washington H Soul Pattinson & Company Limited	1,000.0000	19,530.00	
26,940.00	77600/SUN.AX	Suncorp Group Limited	2,000.0000	18,460.00	
0.00	77600/SVW.AX	Seven Group Holdings Limited	1,000.0000	17,180.00	
	77600/TLS.AX	Telstra Corporation Limited.	3,000.0000	9,390.00	
7,880.00	77600/TNE.AX	Technology One Limited	0.0000		0.00
9,025.00	77600/TWD.AX	Tamawood Limited	0.0000		0.00
	78200	Units in Listed Unit Trusts (Australian)			
13,000.00	78200/LLC.AX	Lendlease Group	1,000.0000	12,370.00	
2,588.82	85000	Income Tax Payable/Refundable		3,165.83	
(1,310.07)	86000	PAYG Payable			1,310.00
				588,785.82	588,785.82

Current Year Profit/(Loss): 12,965.36

B.C.E

Jakins Superannuation Fund
Trial Balance

As at 30 June 2020

Last Year	Code	Account Name	Units	Debits	Credits
				\$	\$
	23800	Distributions Received			
(204.96)	23800/LLC.AX	Lendlease Group			395.04
(217.50)	23800/SCP.AX1	Shopping Centres Australasia Property Group			
	23900	Dividends Received			
(1,600.00)	23900/ANZ.AX	Australia And New Zealand Banking Group Limited			
	23900/ARB.AX	ARB Corporation Limited.			210.00
(525.00)	23900/BEN.AX	Bendigo And Adelaide Bank Limited			
(110.00)	23900/BGA.AX	Bega Cheese Limited			210.00
(3,079.00)	23900/BHP.AX	BHP Group Limited			
(749.00)	23900/BKW.AX	Brickworks Limited			618.00
	23900/BLD.AX	Boral Limited.			270.00
(1,650.00)	23900/BOQ.AX	Bank Of Queensland Limited.			
(230.00)	23900/BSL.AX	Bluescope Steel Limited			350.00
	23900/BXB.AX	Brambles Limited			448.80
(750.00)	23900/CIM.AX	Cimic Group Limited			355.00
	23900/COL.AX	Coles Group Limited.			300.00
(900.00)	23900/CWP.AX	Cedar Woods Properties Limited			270.00
	23900/CWY.AX	Cleanaway Waste Management Limited			156.00
(1,020.00)	23900/DTL.AX	Data#3 Limited			914.00
(2,090.00)	23900/FLT.AX	Flight Centre Travel Group Limited			
	23900/GUD.AX	G.u.d. Holdings Limited			465.00
(165.00)	23900/GXL.AX	Greencross Limited			
	23900/KGN.AX	Kogan.com Ltd			187.50
	23900/MCP.AX	Mcperson's Limited			500.00
(940.00)	23900/MMS.AX	Mcmillan Shakespeare Limited			400.00
(890.00)	23900/MND.AX	Monadelphous Group Limited			450.00
(4,158.00)	23900/NAB.AX	National Australia Bank Limited			2,490.00
	23900/NHC.AX	New Hope Corporation Limited			900.00
(200.00)	23900/ORG.AX	Origin Energy Limited			600.00

B.C.E.

Jakins Superannuation Fund

Trial Balance

As at 30 June 2020

Last Year	Code	Account Name	Units	Debits	Credits
				\$	\$
(200.00)	23900/PGC.AX	Paragon Care Limited			
(220.00)	23900/QBE.AX	QBE Insurance Group Limited			
	23900/RMD.AX	Resmed Inc			72.31
(175.00)	23900/RWC.AX	Reliance Worldwide Corporation Limited			125.00
	23900/SHL.AX	Sonic Healthcare Limited			850.00
(240.00)	23900/SOL.AX	Washington H Soul Pattinson & Company Limited			590.00
(1,640.00)	23900/SUN.AX	Suncorp Group Limited			1,400.00
(210.00)	23900/SVW.AX	Seven Group Holdings Limited			420.00
(31.50)	23900/TNE.AX	Technology One Limited			
(825.00)	23900/TWD.AX	Tamawood Limited			
	24200	Contributions			
(6,816.25)	24200/JAKKEV00001A	(Contributions) Jakins, Kevin - Accumulation			3,016.25
(18,568.49)	24200/JAKPAU00002A	(Contributions) Jakins, Paul - Accumulation			19,193.06
(953.55)	24700	Changes in Market Values of Investments			2,703.91
	24800	Changes in Market Values of Other Assets		2,359.90	
	25000	Interest Received			
(470.73)	25000/CBA10692847	Jakins Superannuation Fund			296.75
	27500	Proceeds from Insurance Policies			
(1,858.69)	27500/JAKKEV00001A	(Proceeds from Insurance Policies) Jakins, Kevin - Accumulation			
	28500	Transfers In			
(12,655.19)	28500/JAKDIA00001A	(Transfers In) Jakins, Dianne - Accumulation			
(11.97)	28500/JAKKEV00001A	(Transfers In) Jakins, Kevin - Accumulation			
(68.13)	28500/JAKPAU00002A	(Transfers In) Jakins, Paul - Accumulation			
1,430.00	30100	Accountancy Fees			
330.00	30700	Auditor's Remuneration			
	31500	Bank Charges		2.93	
	39000	Life Insurance Premiums			
2,943.71	39000/JAKKEV00001A	(Life Insurance Premiums) Jakins, Kevin - Accumulation		3,112.89	

B.C.E

Jakins Superannuation Fund

Trial Balance

As at 30 June 2020

Last Year	Code	Account Name	Units	Debits	Credits
				\$	\$
2,475.02	39000/JAKPAU00002A	(Life Insurance Premiums) Jakins, Paul - Accumulation		2,950.36	
(1,882.82)	48500	Income Tax Expense			
59,127.05	49000	Profit/Loss Allocation Account		13,724.15	
	50010	Opening Balance			
(181,229.74)	50010/JAKDIA00001A	(Opening Balance) Jakins, Dianne - Accumulation			204,763.68
(53,029.88)	50010/JAKKEV00001A	(Opening Balance) Jakins, Kevin - Accumulation			55,900.99
(247,876.48)	50010/JAKPAU00002A	(Opening Balance) Jakins, Paul - Accumulation			266,004.50
	52420	Contributions			
(6,816.25)	52420/JAKKEV00001A	(Contributions) Jakins, Kevin - Accumulation			3,016.25
(18,568.49)	52420/JAKPAU00002A	(Contributions) Jakins, Paul - Accumulation			19,193.06
	52850	Transfers In			
(12,655.19)	52850/JAKDIA00001A	(Transfers In) Jakins, Dianne - Accumulation			0.00
(11.97)	52850/JAKKEV00001A	(Transfers In) Jakins, Kevin - Accumulation			0.00
(68.13)	52850/JAKPAU00002A	(Transfers In) Jakins, Paul - Accumulation			0.00
	53100	Share of Profit/(Loss)			
(12,709.80)	53100/JAKDIA00001A	(Share of Profit/(Loss)) Jakins, Dianne - Accumulation			0.00
(3,435.86)	53100/JAKKEV00001A	(Share of Profit/(Loss)) Jakins, Kevin - Accumulation			0.00
(16,055.50)	53100/JAKPAU00002A	(Share of Profit/(Loss)) Jakins, Paul - Accumulation			0.00
	53330	Income Tax			
1,831.05	53330/JAKDIA00001A	(Income Tax) Jakins, Dianne - Accumulation			0.00
53.43	53330/JAKKEV00001A	(Income Tax) Jakins, Kevin - Accumulation			466.93
1,941.81	53330/JAKPAU00002A	(Income Tax) Jakins, Paul - Accumulation			442.55
	53800	Contributions Tax			
1,022.54	53800/JAKKEV00001A	(Contributions Tax) Jakins, Kevin - Accumulation		452.44	
2,785.27	53800/JAKPAU00002A	(Contributions Tax) Jakins, Paul - Accumulation		2,878.95	
	53900	Insurance Policy Proceeds			
(1,858.69)	53900/JAKKEV00001A	(Insurance Policy Proceeds) Jakins, Kevin - Accumulation			0.00

B.C.E

Jakins Superannuation Fund

Trial Balance

As at 30 June 2020

Last Year	Code	Account Name	Units	Debits	Credits
				\$	\$
	53920	Life Insurance Premiums			
2,943.71	53920/JAKKEV00001A	(Life Insurance Premiums) Jakins, Kevin - Accumulation		3,112.89	
2,475.02	53920/JAKPAU00002A	(Life Insurance Premiums) Jakins, Paul - Accumulation		2,950.36	
	54500	Benefits Paid/Transfers Out			
5,231.98	54500/JAKKEV00001A	(Benefits Paid/Transfers Out) Jakins, Kevin - Accumulation			0.00
9,362.00	54500/JAKPAU00002A	(Benefits Paid/Transfers Out) Jakins, Paul - Accumulation			0.00
	60400	Bank Accounts			
225,930.46	60400/CBA10692847	Jakins Superannuation Fund		169,531.77	
	61800	Distributions Receivable			
204.96	61800/LLC.AX	Lendlease Group			0.00
3.00	68000	Sundry Debtors			0.00
	77600	Shares in Listed Companies (Australian)			
	77600/ALU.AX	Altium Limited	500.0000	14,029.95	
	77600/APX.AX	Appen Limited	500.0000	11,324.95	
9,560.00	77600/BGA.AX	Bega Cheese Limited	0.0000		0.00
17,919.00	77600/BKW.AX	Brickworks Limited	1,000.0000	20,029.95	
10,240.00	77600/BLD.AX	Boral Limited.	0.0000		0.00
30,125.00	77600/BSL.AX	Bluescope Steel Limited	2,500.0000	30,125.00	
12,880.00	77600/BXB.AX	Brambles Limited	2,000.0000	24,039.95	
	77600/COL.AX	Coles Group Limited.	1,000.0000	16,729.95	
11,400.00	77600/CWP.AX	Cedar Woods Properties Limited	0.0000	0.01	
	77600/CWY.AX	Cleanaway Waste Management Limited	4,000.0000	9,779.95	
21,200.00	77600/DTL.AX	Data#3 Limited	4,000.0000	8,480.00	
	77600/EVS.AX	Envirosuite Limited	10,000.0000	2,119.95	
	77600/HACK.AX	Betashares Global Cybersecurity Etf	1,000.0000	8,159.95	
	77600/IVC.AX	Invocare Limited	1,000.0000	13,029.95	
6,025.00	77600/MCP.AX	Mcperson's Limited	0.0000		0.00
12,210.00	77600/MMS.AX	Mcmillan Shakespeare Limited	0.0000		0.00
0.00	77600/MND.AX	Monadelphous Group Limited	1,000.0000	18,849.33	

B.C.E

Jakins Superannuation Fund

Trial Balance

As at 30 June 2020

Last Year	Code	Account Name	Units	Debits	Credits
				\$	\$
40,080.00	77600/NAB.AX	National Australia Bank Limited	900.0000	23,478.52	
	77600/NEA.AX	Nearmap Ltd	3,000.0000	9,769.95	
13,550.00	77600/NHC.AX	New Hope Corporation Limited	0.0000	5.01	
14,620.00	77600/ORG.AX	Origin Energy Limited	2,000.0000	14,620.00	
3,828.00	77600/QHL.AX	Quickstep Holdings Limited	94,000.0000	9,347.95	
	77600/RMD.AX	Resmed Inc	750.0000	17,879.95	
7,980.00	77600/RUL.AX	Rpmglobal Holdings Limited	0.0000		0.00
8,800.00	77600/RWC.AX	Reliance Worldwide Corporation Limited	2,401.0000	8,451.52	
	77600/SHL.AX	Sonic Healthcare Limited	1,500.0000	41,792.93	
21,990.00	77600/SOL.AX	Washington H Soul Pattinson & Company Limited	1,000.0000	18,481.93	
26,940.00	77600/SUN.AX	Suncorp Group Limited	2,000.0000	24,816.58	
0.00	77600/SVW.AX	Seven Group Holdings Limited	1,000.0000	17,979.95	
	77600/TLS.AX	Telstra Corporation Limited.	3,000.0000	9,559.95	
7,880.00	77600/TNE.AX	Technology One Limited	0.0000		0.00
9,025.00	77600/TWD.AX	Tamawood Limited	0.0000		0.01
	78200	Units in Listed Unit Trusts (Australian)			
13,000.00	78200/LLC.AX	Lendlease Group	1,000.0000	13,000.00	
2,588.82	85000	Income Tax Payable/Refundable		3,294.82	
(1,310.07)	86000	PAYG Payable			1,310.00
				590,254.59	590,254.59

Current Year Profit/(Loss): 30,730.54

239001

Interest & Estimated Dividend Summary

CommSec



1 JULY 2019 - 30 JUNE 2020

SHARES - 2170788 - HIN 35537228

MRS DIANNE ELIZABETH JAKINS + MR PAUL DOUGLAS JAKINS <JAKINS SUPER FUND A/C>

ESTIMATED DIVIDEND SUMMARY

ARB - ARB CORPORATION FPO (ORDINARY FULLY PAID)

Ex-div date	Payment Date	Type	Dividend per share	Units	Est. Unfranked Amount	Est. Franked Amount	Est. Total Dividend	Est. Franking Credit
03-Oct-2019	18-Oct-2019	Final	\$0.2100	1,000	\$0.00	\$210.00	\$210.00	\$90.00
Sub Total					\$0.00	\$210.00	\$210.00	\$90.00

BGA - BEGA CHEESE LTD FPO (ORDINARY FULLY PAID)

Ex-div date	Payment Date	Type	Dividend per share	Units	Est. Unfranked Amount	Est. Franked Amount	Est. Total Dividend	Est. Franking Credit
11-Mar-2020	03-Apr-2020	Interim	\$0.0500	2,000	\$0.00	\$100.00	\$100.00	\$42.86
-Sep-2019	01-Oct-2019	Final	\$0.0550	2,000	\$0.00	\$110.00	\$110.00	\$47.14
Sub Total					\$0.00	\$210.00	\$210.00	\$90.00

BKW - BRICKWORKS LIMITED FPO (ORDINARY FULLY PAID)

Ex-div date	Payment Date	Type	Dividend per share	Units	Est. Unfranked Amount	Est. Franked Amount	Est. Total Dividend	Est. Franking Credit
09-Apr-2020	05-May-2020	Interim	\$0.2000	1,000	\$0.00	\$200.00	\$200.00	\$85.71
06-Nov-2019	27-Nov-2019	Final	\$0.3800	1,100	\$0.00	\$418.00	\$418.00	\$179.14
Sub Total					\$0.00	\$618.00	\$618.00	\$264.85

BLD - BORAL LIMITED FPO (ORDINARY FULLY PAID)

Ex-div date	Payment Date	Type	Dividend per share	Units	Est. Unfranked Amount	Est. Franked Amount	Est. Total Dividend	Est. Franking Credit
30-Aug-2019	01-Oct-2019	Final	\$0.1350	2,000	\$135.00	\$135.00	\$270.00	\$57.86
Sub Total					\$135.00	\$135.00	\$270.00	\$57.86

BSL - BLUESCOPE STEEL LTD FPO (ORDINARY FULLY PAID)

Ex-div date	Payment Date	Type	Dividend per share	Units	Est. Unfranked Amount	Est. Franked Amount	Est. Total Dividend	Est. Franking Credit
28-Feb-2020	31-Mar-2020	Interim	\$0.0600	2,500	\$150.00	\$0.00	\$150.00	\$0.00
11-Sep-2019	16-Oct-2019	Final	\$0.0800	2,500	\$200.00	\$0.00	\$200.00	\$0.00
Sub Total					\$350.00	\$0.00	\$350.00	\$0.00

BXB - BRAMBLES LIMITED FPO (ORDINARY FULLY PAID)

Ex-div date	Payment Date	Type	Dividend per share	Units	Est. Unfranked Amount	Est. Franked Amount	Est. Total Dividend	Est. Franking Credit
11-Mar-2020	09-Apr-2020	Interim	\$0.1338	1,000	\$93.70	\$40.10	\$133.80	\$17.19
14-Oct-2019	22-Oct-2019	Interim	\$0.1700	1,000	\$170.00	\$0.00	\$170.00	\$0.00
11-Sep-2019	10-Oct-2019	Final	\$0.1450	1,000	\$101.50	\$43.50	\$145.00	\$18.64
Sub Total					\$365.20	\$83.60	\$448.80	\$35.83

239001

Interest & Estimated Dividend Summary

CommSec 

1 JULY 2019 - 30 JUNE 2020

CIM - CIMIC GROUP LTD FPO (ORDINARY FULLY PAID)

Ex-div date	Payment Date	Type	Dividend per share	Units	Est. Unfranked Amount	Est. Franked Amount	Est. Total Dividend	Est. Franking Credit
11-Sep-2019	03-Oct-2019	Interim	\$0.7100	500	\$0.00	\$355.00	\$355.00	\$152.14
Sub Total					\$0.00	\$355.00	\$355.00 ✓	\$152.14

COL - COLES GROUP FPO (ORDINARY FULLY PAID)

Ex-div date	Payment Date	Type	Dividend per share	Units	Est. Unfranked Amount	Est. Franked Amount	Est. Total Dividend	Est. Franking Credit
27-Feb-2020	27-Mar-2020	Interim	\$0.3000	1,000	\$0.00	\$300.00	\$300.00	\$128.57
Sub Total					\$0.00	\$300.00	\$300.00 ✓	\$128.57

CWP - CEDAR WOODS PROP. FPO (ORDINARY FULLY PAID)

Ex-div date	Payment Date	Type	Dividend per share	Units	Est. Unfranked Amount	Est. Franked Amount	Est. Total Dividend	Est. Franking Credit
25-Sep-2019	25-Oct-2019	Final	\$0.1350	2,000	\$0.00	\$270.00	\$270.00	\$115.71
Sub Total					\$0.00	\$270.00	\$270.00 ✓	\$115.71

CWY - CLEANAWAY WASTE LTD FPO (ORDINARY FULLY PAID)

Ex-div date	Payment Date	Type	Dividend per share	Units	Est. Unfranked Amount	Est. Franked Amount	Est. Total Dividend	Est. Franking Credit
03-Mar-2020	03-Apr-2020	Interim	\$0.0200	4,000	\$0.00	\$80.00	\$80.00	\$34.29
09-Sep-2019	03-Oct-2019	Final	\$0.0190	4,000	\$0.00	\$76.00	\$76.00	\$32.57
Sub Total					\$0.00	\$156.00	\$156.00 ✓	\$66.86

DTL - DATA#3 LIMITED FPO (ORDINARY FULLY PAID)

Ex-div date	Payment Date	Type	Dividend per share	Units	Est. Unfranked Amount	Est. Franked Amount	Est. Total Dividend	Est. Franking Credit
16-Mar-2020	31-Mar-2020	Interim	\$0.0510	4,000	\$0.00	\$204.00	\$204.00	\$87.43
13-Sep-2019	30-Sep-2019	Final	\$0.0710	10,000	\$0.00	\$710.00	\$710.00	\$304.29
Sub Total					\$0.00	\$914.00	\$914.00 ✓	\$391.72

GUD - G.U.D. HOLDINGS FPO (ORDINARY FULLY PAID)

Ex-div date	Payment Date	Type	Dividend per share	Units	Est. Unfranked Amount	Est. Franked Amount	Est. Total Dividend	Est. Franking Credit
15-Aug-2019	30-Aug-2019	Final	\$0.3100	1,500	\$0.00	\$465.00	\$465.00	\$199.29
Sub Total					\$0.00	\$465.00	\$465.00 ✓	\$199.29

KGN - KOGAN COM LTD FPO (ORDINARY FULLY PAID)

Ex-div date	Payment Date	Type	Dividend per share	Units	Est. Unfranked Amount	Est. Franked Amount	Est. Total Dividend	Est. Franking Credit
26-Feb-2020	10-Mar-2020	Interim	\$0.0750	2,500	\$0.00	\$187.50	\$187.50	\$80.36
Sub Total					\$0.00	\$187.50	\$187.50 ✓	\$80.36

23900 /

Interest & Estimated Dividend Summary

CommSec



1 JULY 2019 - 30 JUNE 2020

LLC - LENDLEASE GROUP STAPLED (FULLY PAID ORDINARY/UNITS STAPLED SECURITIES)

Ex-div date	Payment Date	Type	Dividend per share	Units	Est. Unfranked Amount	Est. Franked Amount	Est. Total Dividend	Est. Franking Credit
27-Feb-2020	17-Mar-2020	Interim	\$0.3000	1,000	\$300.00	\$0.00	\$300.00	\$0.00
23-Aug-2019	16-Sep-2019	Final	\$0.3000	1,000	\$300.00	\$0.00	\$300.00	\$0.00
Sub Total					\$600.00	\$0.00	\$600.00	\$0.00

refer to WP 61800/LLC

MCP - MCPHERSON'S LTD FPO (ORDINARY FULLY PAID)

Ex-div date	Payment Date	Type	Dividend per share	Units	Est. Unfranked Amount	Est. Franked Amount	Est. Total Dividend	Est. Franking Credit
28-Feb-2020	19-Mar-2020	Interim	\$0.0400	5,000	\$0.00	\$200.00	\$200.00	\$85.71
06-Sep-2019	26-Sep-2019	Final	\$0.0600	5,000	\$0.00	\$300.00	\$300.00	\$128.57
Sub Total					\$0.00	\$500.00	\$500.00	\$214.28

MMS - MCMILLAN SHAKESPEARE FPO (ORDINARY FULLY PAID)

Ex-div date	Payment Date	Type	Dividend per share	Units	Est. Unfranked Amount	Est. Franked Amount	Est. Total Dividend	Est. Franking Credit
28-Aug-2019	11-Sep-2019	Final	\$0.4000	1,000	\$0.00	\$400.00	\$400.00	\$171.43
Sub Total					\$0.00	\$400.00	\$400.00	\$171.43

MND - MONADELPHOUS GROUP FPO (ORDINARY FULLY PAID)

Ex-div date	Payment Date	Type	Dividend per share	Units	Est. Unfranked Amount	Est. Franked Amount	Est. Total Dividend	Est. Franking Credit
05-Mar-2020	27-Mar-2020	Interim	\$0.2200	1,000	\$0.00	\$220.00	\$220.00	\$94.29
12-Sep-2019	04-Oct-2019	Final	\$0.2300	1,000	\$0.00	\$230.00	\$230.00	\$98.57
Sub Total					\$0.00	\$450.00	\$450.00	\$192.86

NAB - NATIONAL AUST. BANK FPO (ORDINARY FULLY PAID)

Ex-div date	Payment Date	Type	Dividend per share	Units	Est. Unfranked Amount	Est. Franked Amount	Est. Total Dividend	Est. Franking Credit
14-Nov-2019	12-Dec-2019	Final	\$0.8300	1,500	\$0.00	\$1,245.00	\$1,245.00	\$533.57
14-May-2019	03-Jul-2019	Interim	\$0.8300	1,500	\$0.00	\$1,245.00	\$1,245.00	\$533.57
Sub Total					\$0.00	\$2,490.00	\$2,490.00	\$1,067.14

NHC - NEW HOPE CORPORATION FPO (ORDINARY FULLY PAID)

Ex-div date	Payment Date	Type	Dividend per share	Units	Est. Unfranked Amount	Est. Franked Amount	Est. Total Dividend	Est. Franking Credit
21-Oct-2019	05-Nov-2019	Final	\$0.0900	10,000	\$0.00	\$900.00	\$900.00	\$385.71
Sub Total					\$0.00	\$900.00	\$900.00	\$385.71

ORG - ORIGIN ENERGY FPO (ORDINARY FULLY PAID)

Ex-div date	Payment Date	Type	Dividend per share	Units	Est. Unfranked Amount	Est. Franked Amount	Est. Total Dividend	Est. Franking Credit
02-Mar-2020	27-Mar-2020	Interim	\$0.1500	2,000	\$0.00	\$300.00	\$300.00	\$128.57
02-Sep-2019	27-Sep-2019	Final	\$0.1500	2,000	\$0.00	\$300.00	\$300.00	\$128.57
Sub Total					\$0.00	\$600.00	\$600.00	\$257.14

239001

Interest & Estimated Dividend Summary

CommSec



1 JULY 2019 - 30 JUNE 2020

RMD - RESMED INC ODI 10:1 (CDI 10:1 FOREIGN EXEMPT NYSE)

Ex-div date	Payment Date	Type	Dividend per share	Units	Est. Unfranked Amount	Est. Franked Amount	Est. Total Dividend	Est. Franking Credit
13-May-2020	18-Jun-2020	Interim	\$0.0423	750	\$31.71	\$0.00	\$31.71	\$0.00
12-Feb-2020	19-Mar-2020	Interim	\$0.0406	1,000	\$40.60	\$0.00	\$40.60	\$0.00
Sub Total					\$72.31	\$0.00	\$72.31	\$0.00

RWC - RELIANCE WORLDWIDE FPO (ORDINARY FULLY PAID)

Ex-div date	Payment Date	Type	Dividend per share	Units	Est. Unfranked Amount	Est. Franked Amount	Est. Total Dividend	Est. Franking Credit
10-Sep-2019	11-Oct-2019	Final	\$0.0500	2,500	\$0.00	\$125.00	\$125.00	\$53.57
Sub Total					\$0.00	\$125.00	\$125.00	\$53.57

SRL - SONIC HEALTHCARE FPO (ORDINARY FULLY PAID)

Ex-div date	Payment Date	Type	Dividend per share	Units	Est. Unfranked Amount	Est. Franked Amount	Est. Total Dividend	Est. Franking Credit
10-Mar-2020	25-Mar-2020	Interim	\$0.3400	1,000	\$238.00	\$102.00	\$340.00	\$43.71
10-Sep-2019	25-Sep-2019	Final	\$0.5100	1,000	\$357.00	\$153.00	\$510.00	\$65.57
Sub Total					\$595.00	\$255.00	\$850.00	\$109.28

SOL - SOUL PATTINSON (WJH) FPO (ORDINARY FULLY PAID)

Ex-div date	Payment Date	Type	Dividend per share	Units	Est. Unfranked Amount	Est. Franked Amount	Est. Total Dividend	Est. Franking Credit
22-Apr-2020	14-May-2020	Interim	\$0.2500	1,000	\$0.00	\$250.00	\$250.00	\$107.14
15-Nov-2019	09-Dec-2019	Final	\$0.3400	1,000	\$0.00	\$340.00	\$340.00	\$145.71
Sub Total					\$0.00	\$590.00	\$590.00	\$252.85

SUN - SUNCORP GROUP LTD FPO (ORDINARY FULLY PAID)

Ex-div date	Payment Date	Type	Dividend per share	Units	Est. Unfranked Amount	Est. Franked Amount	Est. Total Dividend	Est. Franking Credit
19-Feb-2020	31-Mar-2020	Interim	\$0.2600	2,000	\$0.00	\$520.00	\$520.00	\$222.86
14-Aug-2019	25-Sep-2019	Final	\$0.4400	2,000	\$0.00	\$880.00	\$880.00	\$377.14
Sub Total					\$0.00	\$1,400.00	\$1,400.00	\$600.00

SVW - SEVEN GROUP HOLDINGS FPO (ORDINARY FULLY PAID)

Ex-div date	Payment Date	Type	Dividend per share	Units	Est. Unfranked Amount	Est. Franked Amount	Est. Total Dividend	Est. Franking Credit
25-Mar-2020	20-Apr-2020	Interim	\$0.2100	1,000	\$0.00	\$210.00	\$210.00	\$90.00
13-Sep-2019	11-Oct-2019	Final	\$0.2100	1,000	\$0.00	\$210.00	\$210.00	\$90.00
Sub Total					\$0.00	\$420.00	\$420.00	\$180.00

TOTAL \$2,117.51 \$12,034.10 \$14,151.61 \$5,157.45

ESTIMATED INTEREST RECEIVED

No data available

TOTAL

\$0.00

250001-2847

Interest & Estimated Dividend Summary

1 JULY 2019 - 30 JUNE 2020

CommSec



INTEREST INCOME SUMMARY

Account	Interest
CDIA - 10692847	\$296.75
TOTAL	\$296.75

Jenkins Superannuation Fund Member Accounts for 2020 Financial Year

Account No. 001
Member: Paul Jakins

002
Dianne Jakins

003
Kevin Jakins

Date Received	C	Contributions Amount	Balance	Date Received	C	Contributions Amount	Balance
Opening Balance			263,748.92	Opening Balance			202,841.31
05-Jul-2019	BC	1,418.66 ✓		04-Jul-2019	SR	166.25 ✓	58,757.23
14-Aug-2019	BC	1,416.88 ✓		01-May-2020	SR	2,850.00 ✓	24200
13-Sep-2019	BC	1,427.42 ✓					24200
17-Oct-2019	BC	1,469.68 ✓					
22-Nov-2019	BC	2,153.63 ✓					
16-Dec-2019	BC	1,476.82 ✓					
17-Jan-2020	BC	1,575.60 ✓					
15-Feb-2020	BC	1,570.95 ✓					
01-Mar-2020	BC	1,615.10 ✓					
29-Apr-2020	BC	1,437.31 ✓					
16-May-2020	BC	2,141.13 ✓					
21-Jun-2020	BC	1,489.88 ✓					
Contribution Total		19,193.06		Contribution Total		3,016.25	
Accountancy Adjustment		0.00		Accountancy Adjustment		0.00	
Insurance Claim		0.00		Insurance Claim		0.00	
Credit Total			19,193.06	Credit Total			3,016.25
Non Earning Transfer		-13,435.14		Non Earning Transfer		n/a	
Life Insurance		-2,960.36 ✓		Life Insurance		-3,112.89 ✓	
Contribution Tax		-863.69		Contribution Tax		-452.44	
Insurance Payout		0.00		Insurance Payout		0.00	
Withholding Tax		0.00		Withholding Tax		0.00	
Debit Total			-17,249.19	Debit Total			-3,565.33
			265,692.79				58,208.15
Yearly Returns			-252.98	Yearly Returns			-55.42
Account Balance 30/6/20			265,439.81	Account Balance 30/6/20			58,152.73

39100 / - 0001A

TAL

25 May 2020

Call: 1300 209 088

www.tal.com.au

Private & Confidential
Jakins Superannuation Fund
51B Westhaven Drive
WOODVALE WA 6026

Policy Number: 1550489

Dear Trustee

Your Request for Information.

Thank you for your enquiry. Please find attached your **Client Contribution Summary** as requested.

If you have any questions, please contact one of our Customer Service Consultants on **1300 209 088**, Monday to Friday, 8.00am-7.00pm (EST). Alternatively, you can email us at customerservice@tal.com.au quoting policy number 1550489.

Yours sincerely

Monika Pioterek
Service Consultant
TAL Life Limited

TAL Life Limited

ABN 70 050 109 450 | AFSL 237848
GPO Box 5380, Sydney NSW 2001
Level 16, 363 George Street
Sydney NSW 2000

Customer Service
P 1300 209 088
F 1300 351 133
E customerservice@tal.com.au

W tal.com.au

390001 - 0001A



Client Contribution Summary

Client Number 1550489

- JAKINS SUPERANNUATION FUND

Date Produced

Adviser Number 92389 - MR. SARAH ZAINUDIN

25/05/2020

Period 01/07/2019 - 30/06/2020

Page 1

Payment	Date Received	Amount Paid	Payment Type	Source	Description	
6	25/03/2020	3,112.89	Regular		DDR	
Summary Commenced: 24/02/2015						
Contributions	EE	ER	EP	Co Conts	Low Inc Conts	Total
Regular					3,112.89	3,112.89
Refunds/Dis						
Single						
Refunds/Dis						
Rollover						
Refunds/Dis						
Sub Total					3,112.89	3,112.89
Rfnd/Dis Total						
Grand Total					3112.89	3112.89

Please Note: Full and partial surrenders are not shown on the above contribution summary or reflected in the totals.



60400 / 2847

your Statement

Statement 96 (Page 1 of 2)

Account Number 06 6000 10692847

Statement Period 21 Jun 2019 - 20 Sep 2019

Closing Balance \$108,792.21 CR

Enquiries 13 1998
 (24 hours a day, 7 days a week)



053

THE TRUSTEES
 JAKINS SUPERANNUATION FUND
 9 HAYES ST
 BUNBURY WA 6230

Direct Investment Account

If this account has an attached overdraft limit or facility and we send you a statement every 4 or 6 months, we will update your statement preference to every 3 months as part of changes made to the new Banking Code of Practice from 1 July 2019.

Name: PAUL DOUGLAS JAKINS AND
 DIANNE ELIZABETH JAKINS IN TRUST FOR
 JAKINS SUPERANNUATION FUND

Note: Have you checked your statement today? It's easy to find out more information about each of your transactions by logging on to the CommBank App or NetBank. Should you have any questions on fees or see an error please contact us on the details above. Cheque proceeds are available when cleared.



4993.15062.1.1ZZ258R3.0303.SL.R3.S911.D263.O.V06.00.26


Date	Transaction	Debit	Credit	Balance
21 Jun 2019	OPENING BALANCE			\$223,820.95 CR
21 Jun	Direct Credit 481471 SuperChoice P/L PC140619-1361589		2,109.51	\$225,930.46 CR
01 Jul	CREDIT INTEREST EARNED on this account to June 30, 2019 is \$470.73			
01 Jul	Credit Interest		151.01	\$226,081.47 CR
02 Jul	TAX OFFICE PAYMENTS NetBank BPAY 75556 267679332998860 PAYG	706.00		\$225,375.47 CR
03 Jul	Direct Credit 002473 NAB INTERIM DIV DV201/00479505		1,245.00	\$226,620.47 CR
04 Jul	Direct Credit 141000 Sunset R M Super Contributor		166.25	\$226,786.72 CR
05 Jul	Direct Credit 481471 SuperChoice P/L PC280619-137288108		1,418.66	\$228,205.38 CR
11 Jul	Direct Debit 062934 COMMONWEALTH SEC COMMSEC	26,559.90		\$201,645.48 CR
17 Jul	Direct Debit 062934 COMMONWEALTH SEC COMMSEC	18,229.95		\$183,415.53 CR
19 Jul	Direct Debit 062934 COMMONWEALTH SEC COMMSEC	27,749.90		\$155,665.63 CR
22 Jul	Direct Debit 062934 COMMONWEALTH SEC COMMSEC	18,504.91		\$137,160.72 CR
25 Jul	Direct Debit 062934 COMMONWEALTH SEC COMMSEC	46,362.31		\$90,798.41 CR
02 Aug	Direct Debit 062934 COMMONWEALTH SEC COMMSEC	9,779.95		\$81,018.46 CR

JMS

60400 | 2847

Statement 96 (Page 2 of 2)

Account Number 06 6000 10692847



Date	Transaction	Debit	Credit	Balance	
14 Aug	Direct Credit 481471 SuperChoice P/L PC070819-140745184		1,416.88	\$82,435.34 CR	
28 Aug	Direct Credit 062895 COMMONWEALTH SEC COMMSEC		8,100.05	\$90,535.39 CR	
30 Aug	Direct Credit 087438 GUD HOLDINGS LTD AUG19/00804780		465.00	\$91,000.39 CR	
11 Sep	Direct Credit 270211 MMS DIVIDEND SEP19/00801511		400.00	\$91,400.39 CR	
11 Sep	Direct Debit 062934 COMMONWEALTH SEC COMMSEC	3,121.65		\$88,278.74 CR	
12 Sep	Direct Debit 062934 COMMONWEALTH SEC COMMSEC	5,519.95		\$82,758.79 CR	
13 Sep	Direct Credit 481471 SuperChoice P/L PC090919-170971218		1,427.42	\$84,186.21 CR	
16 Sep	Direct Credit 000226 LLC DIST 19REC/00822280		300.00	\$84,486.21 CR	
17 Sep	Direct Credit 062895 COMMONWEALTH SEC COMMSEC		9,829.10	\$94,315.31 CR	
18 Sep	Direct Credit 062895 COMMONWEALTH SEC COMMSEC		14,476.90	\$108,792.21 CR	
20 Sep	2019 CLOSING BALANCE			\$108,792.21 CR	
		Opening balance	- Total debits	+ Total credits	= Closing balance
		\$223,820.95 CR	\$156,534.52	\$41,505.78	\$108,792.21 CR

JMS

Your Credit Interest Rate Summary

Date	Balance	Standard Credit Interest Rate (p.a.)
20 Sep	Less than \$5,000.00	0.00%
	\$5,000.00 - \$49,999.99	0.05%
	\$50,000.00 - \$249,999.99	0.20%
	\$250,000.00 and over	0.90%

Note: Interest rates are effective as at the date shown but are subject to change.



60400 | 2847

Your Statement

Statement 97 (Page 1 of 3)

Account Number 06 6000 10692847

Statement Period 21 Sep 2019 - 20 Dec 2019

Closing Balance \$151,144.88 CR

Enquiries 13 1998
 (24 hours a day, 7 days a week)



053

THE TRUSTEES
 JAKINS SUPERANNUATION FUND
 9 HAYES ST
 BUNBURY WA 6230

Direct Investment Account

If this account has an attached overdraft limit or facility and we send you a statement every 4 or 6 months, we will update your statement preference to every 3 months as part of changes made to the new Banking Code of Practice from 1 July 2019.

Name: PAUL DOUGLAS JAKINS AND
 DIANNE ELIZABETH JAKINS IN TRUST FOR
 JAKINS SUPERANNUATION FUND

Note: Have you checked your statement today? It's easy to find out more information about each of your transactions by logging on to the CommBank App or NetBank. Should you have any questions on fees or see an error please contact us on the details above. Cheque proceeds are available when cleared.

Date	Transaction	Debit	Credit	Balance
21 Sep 2019	OPENING BALANCE			\$108,792.21 CR
24 Sep	Direct Debit 062934 COMMONWEALTH SEC COMMSEC	11,826.93		\$96,965.28 CR
25 Sep	Direct Credit 417100 SUN FINAL DIV 001231611727		880.00	\$97,845.28 CR
25 Sep	Direct Credit 140504 SONIC HEALTHCARE FIN 19/00813034		510.00	\$98,355.28 CR
26 Sep	Direct Credit 487724 MCPHERSON'S LTD SEP19/00801621		300.00	\$98,655.28 CR
27 Sep	Direct Credit 127387 Origin Energy S00013729603		300.00	\$98,955.28 CR
30 Sep	Direct Credit 208379 DATA#3 FNL DIV 001234617780		710.00	\$99,665.28 CR
01 Oct	Direct Credit 407459 BGA FNL DIV 001234423154		110.00	\$99,775.28 CR
01 Oct	Credit Interest		77.49	\$99,852.77 CR
01 Oct	Direct Credit 180085 BLD FNL DIV 001234320687		270.00	\$100,122.77 CR
02 Oct	Direct Credit 062895 COMMONWEALTH SEC COMMSEC		11,370.05	\$111,492.82 CR
03 Oct	Direct Credit 207278 CIM LIMITED OCT19/00817056		355.00	\$111,847.82 CR
03 Oct	Direct Credit 458106 CLEANAWAY DIV OCT19/00803144		76.00	\$111,923.82 CR
04 Oct	Direct Credit 458106 MONADELPHOUS LTD REC19/00802820		230.00	\$112,153.82 CR



5117.17119.12.ZZ258R3.0303.SL.R3.S911.D354.O.V06.00.26


604001 - 2847

Statement 97

(Page 2 of 3)

Account Number

06 6000 10692847



Date	Transaction	Debit	Credit	Balance
04 Oct	Direct Debit 062934 COMMONWEALTH SEC COMMSEC	3,700.45		\$108,453.37 CR
09 Oct	Direct Debit 062934 COMMONWEALTH SEC COMMSEC	1,189.01		\$107,264.36 CR
10 Oct	Direct Credit 523274 BRAMBLES LIMITED S00013729603		145.00	\$107,409.36 CR
11 Oct	Direct Credit 458106 RWC DIVIDEND OCT19/00802303		125.00	\$107,534.36 CR
11 Oct	Direct Credit 373474 SEVEN GROUP S00013729603		210.00	\$107,744.36 CR
14 Oct	Direct Credit 062895 COMMONWEALTH SEC COMMSEC		6,480.05	\$114,224.41 CR
16 Oct	Direct Credit 217053 BSL FNL DIV 001234609875		200.00	\$114,424.41 CR
17 Oct	Direct Credit 481471 SuperChoice P/L PC111019-172410588		1,469.68	\$115,894.09 CR
18 Oct	Direct Credit 458106 ARB CORP LTD OCT19/00801705		210.00	\$116,104.09 CR
22 Oct	Direct Credit 523274 BRAMBLES LIMITED S00013729603		290.00	\$116,394.09 CR
24 Oct	Direct Credit 234619 SUN CAP RETURN 001235093117		780.00	\$117,174.09 CR
25 Oct	Direct Credit 396344 CWP DIVIDEND OCT19/00800774		270.00	\$117,444.09 CR
28 Oct	Direct Debit 062934 COMMONWEALTH SEC COMMSEC	793.00		\$116,651.09 CR
05 Nov	Direct Credit 358020 NHC DIVIDEND NOV19/00803444		900.00	\$117,551.09 CR
08 Nov	Direct Credit 062895 COMMONWEALTH SEC COMMSEC		30,355.10	\$147,906.19 CR
13 Nov	Direct Debit 062934 COMMONWEALTH SEC COMMSEC	21,066.75		\$126,839.44 CR
18 Nov	Direct Credit 062895 COMMONWEALTH SEC COMMSEC		22,970.05	\$149,809.49 CR
20 Nov	Direct Credit 062895 COMMONWEALTH SEC COMMSEC		8,912.05	\$158,721.54 CR
22 Nov	Direct Credit 481471 SuperChoice P/L PC181119-111994761		2,153.63	\$160,875.17 CR
27 Nov	Direct Credit 018216 BRICKWORKS DIV NOV19/00803289		418.00	\$161,293.17 CR
29 Nov	Direct Credit 062895 COMMONWEALTH SEC COMMSEC		10,060.10	\$171,353.27 CR
06 Dec	Direct Debit 062934 COMMONWEALTH SEC COMMSEC	30,299.90		\$141,053.37 CR

3017 17119 1 2 222259R3 0303SL R3 S911 D354 CV06.00.28

601001-2847

Statement 97

(Page 3 of 3)

Account Number

06 6000 10692847

Date	Transaction	Debit	Credit	Balance
09 Dec	Direct Credit 418559 SOL DIVIDEND 79900022906		340.00	\$141,393.37 CR
10 Dec	Direct Credit 062895 COMMONWEALTH SEC COMMSEC		9,980.05	\$151,373.42 CR
12 Dec	Direct Credit 002473 NAB FINAL DIV DV202/00476128		1,245.00	\$152,618.42 CR
16 Dec	Direct Credit 481471 SuperChoice P/L PC101219-171010511		1,476.82	\$154,095.24 CR
20 Dec	Direct Debit 000117 ZURICH LIFE 4723720 3N	2,950.36		\$151,144.88 CR
20 Dec	2019 CLOSING BALANCE			\$151,144.88 CR

JMS

Opening balance	-	Total debits	+	Total credits	=	Closing balance
\$108,792.21 CR		\$71,826.40		\$114,179.07		\$151,144.88 CR

Your Credit Interest Rate Summary

Date	Balance	Standard Credit Interest Rate (p.a.)
20 Dec	Less than \$5,000.00	0.00%
	\$5,000.00 - \$49,999.99	0.00%
	\$50,000.00 - \$249,999.99	0.10%
	\$250,000.00 and over	0.55%

Note. Interest rates are effective as at the date shown but are subject to change.



S117.17120.2.2.ZZ259R3 0303 SL.R3.S911.D854.OV06.00.2B



604001-2847

Your Statement

Statement 98 (Page 1 of 2)

Account Number 06 6000 10692847

Statement Period 21 Dec 2019 - 20 Mar 2020

Closing Balance \$132,371.32 CR

Enquiries 13 1998
 (24 hours a day, 7 days a week)



053

THE TRUSTEES
 JAKINS SUPERANNUATION FUND
 9 HAYES ST
 BUNBURY WA 6230

Direct Investment Account

If this account has an attached overdraft limit or facility and we send you a statement every 4 or 6 months, we will update your statement preference to every 3 months as part of changes made to the new Banking Code of Practice from 1 July 2019.

Name: PAUL DOUGLAS JAKINS AND
 DIANNE ELIZABETH JAKINS IN TRUST FOR
 JAKINS SUPERANNUATION FUND

Note: Have you checked your statement today? It's easy to find out more information about each of your transactions by logging on to the CommBank App or NetBank. Should you have any questions on fees or see an error please contact us on the details above. Cheque proceeds are available when cleared.

Date	Transaction	Debit	Credit	Balance
21 Dec 2019	OPENING BALANCE			\$151,144.88 CR
01 Jan	Credit Interest		37.32	\$151,182.20 CR
14 Jan	Direct Debit 062934 COMMONWEALTH SEC COMMSEC	16,504.95		\$134,677.25 CR
17 Jan	Direct Credit 481471 SuperChoice P/L PC100120-150232065		1,575.60	\$136,252.85 CR
28 Jan	Direct Credit 062895 COMMONWEALTH SEC COMMSEC		31,499.37	\$167,752.22 CR
30 Jan	Direct Credit 062895 COMMONWEALTH SEC COMMSEC		5,519.35	\$173,271.57 CR
06 Feb	Direct Credit 481471 SuperChoice P/L PC310120-172720102		1,570.95	\$174,842.52 CR
11 Feb	Direct Debit 062934 COMMONWEALTH SEC COMMSEC	7,594.95		\$167,247.57 CR
12 Feb	Direct Debit 062934 COMMONWEALTH SEC COMMSEC	1,280.21		\$165,967.36 CR
20 Feb	Direct Debit 062934 COMMONWEALTH SEC COMMSEC	29,759.90		\$136,207.46 CR
24 Feb	Direct Credit 062895 COMMONWEALTH SEC COMMSEC		8,500.29	\$144,707.75 CR
28 Feb	Direct Credit 062895 COMMONWEALTH SEC COMMSEC		25,019.94	\$169,727.69 CR
03 Mar	Direct Credit 062895 COMMONWEALTH SEC COMMSEC		17,570.05	\$187,297.74 CR
06 Mar	Direct Debit 062934 COMMONWEALTH SEC COMMSEC	9,359.95		\$177,937.79 CR



* 4917 14737 1.1 Z2258R3 0303 SL R3 S911 D080 O V06.00.28


60400 | 2847

Statement 98

(Page 2 of 2)

Account Number

06 6000 10692847



Date	Transaction	Debit	Credit	Balance
10 Mar	Direct Credit 458106 KOGAN.COM LTD MAR20/00801549		187.50	\$178,125.29 CR
10 Mar	Direct Debit 062934 COMMONWEALTH SEC COMMSEC	19,599.80		\$158,525.49 CR
13 Mar	Direct Credit 481471 SuperChoice P/L PC090320-179793602		1,615.10	\$160,140.59 CR
13 Mar	Direct Debit 062934 COMMONWEALTH SEC COMMSEC	14,029.95		\$146,110.64 CR
16 Mar	Direct Debit 062934 COMMONWEALTH SEC COMMSEC	14,279.95		\$131,830.69 CR
17 Mar	Direct Credit 000226 LLC DIST 20REC/00821317		300.00	\$132,130.69 CR
19 Mar	Direct Credit 487724 MCPHERSON'S LTD MAR20/00801562		200.00	\$132,330.69 CR
19 Mar	Direct Credit 396297 RESMED DIVIDEND MAR20/00808623		40.63	\$132,371.32 CR
20 Mar	2020 CLOSING BALANCE			\$132,371.32 CR

Opening balance	-	Total debits	+	Total credits	=	Closing balance
\$151,144.88 CR		\$112,409.66		\$93,636.10		\$132,371.32 CR

Your Credit Interest Rate Summary

Date	Balance	Standard Credit Interest Rate (p.a.)
20 Mar	Less than \$5,000.00	0.00%
	\$5,000.00 - \$49,999.99	0.00%
	\$50,000.00 - \$249,999.99	0.01%
	\$250,000.00 and over	0.30%

Note: Interest rates are effective as at the date shown but are subject to change.

4317 4727 2225583 0200 SLR3 S911 D080 OV06.00.28

✓ MS



604001-2847

Your Statement

Statement 99 (Page 1 of 3)

Account Number 06 6000 10692847

Statement Period 21 Mar 2020 - 20 Jun 2020

Closing Balance \$179,091.72 CR

Enquiries 13 1998
 (24 hours a day, 7 days a week)



053

THE TRUSTEES
 JAKINS SUPERANNUATION FUND
 9 HAYES ST
 BUNBURY WA 6230

Direct Investment Account

If this account has an attached overdraft limit or facility and we send you a statement every 4 or 6 months, we will update your statement preference to every 3 months as part of changes made to the new Banking Code of Practice from 1 July 2019.

Name: PAUL DOUGLAS JAKINS AND
 DIANNE ELIZABETH JAKINS IN TRUST FOR
 JAKINS SUPERANNUATION FUND

Note: Have you checked your statement today? It's easy to find out more information about each of your transactions by logging on to the CommBank App or NetBank. Should you have any questions on fees or see an error please contact us on the details above. Cheque proceeds are available when cleared.

The date of transactions shown here may be different on your other transaction lists (for example, the transaction list that appears on the CommBank app).

Date	Transaction	Debit	Credit	Balance
21 Mar 2020	OPENING BALANCE			\$132,371.32 CR
24 Mar	Direct Credit 062895 COMMONWEALTH SEC COMMSEC		14,450.10	\$146,821.42 CR
25 Mar	Direct Credit 140504 SONIC HEALTHCARE INT20/00813588		340.00	\$147,161.42 CR
25 Mar	Direct Debit 245397 TAL Life Limited 1550489-A5196190	3,112.89		\$144,048.53 CR
26 Mar	Direct Credit 062895 COMMONWEALTH SEC COMMSEC		640.10	\$144,688.63 CR
27 Mar	Direct Credit 127387 Origin Energy S00013729603		300.00	\$144,988.63 CR
27 Mar	Direct Credit 458106 COLES GROUP LTD INT20/01075786		300.00	\$145,288.63 CR
27 Mar	Direct Credit 458106 MONADELPHOUS LTD 20REC/00802800		220.00	\$145,508.63 CR
30 Mar	Direct Credit 062895 COMMONWEALTH SEC COMMSEC		7,480.05	\$152,988.68 CR
31 Mar	Direct Credit 208379 DATA#3 ITM DIV 001241151580		204.00	\$153,192.68 CR
31 Mar	Direct Credit 217053 BSL ITM DIV 001240134357		150.00	\$153,342.68 CR
31 Mar	Direct Credit 417100 SUN INTERIM DIV 001237913710		520.00	\$153,862.68 CR
01 Apr	Credit Interest		30.93	\$153,893.61 CR



153.542.13.ZZ258R3.0303.SL.R3.S912.D174.O.V06.00.30


604001-2847

Statement 99

(Page 2 of 3)

Account Number

06 6000 10692847



Date	Transaction	Debit	Credit	Balance
02 Apr	Direct Credit 062895 COMMONWEALTH SEC COMMSEC		244.70	\$154,138.31 CR
03 Apr	Direct Credit 407459 BGA ITM DIV 001241088916		100.00	\$154,238.31 CR
03 Apr	Direct Credit 458106 CLEANAWAY DIV APR20/00803555		80.00	\$154,318.31 CR
03 Apr	Direct Credit 062895 COMMONWEALTH SEC COMMSEC		1,688.04	\$156,006.35 CR
09 Apr	Direct Credit 523274 BRAMBLES LIMITED S00013729603		133.80	\$156,140.15 CR
20 Apr	Direct Credit 373474 SEVEN GROUP S00013729603		210.00	\$156,350.15 CR
21 Apr	Direct Credit 062895 COMMONWEALTH SEC COMMSEC		267.20	\$156,617.35 CR
22 Apr	Direct Credit 062895 COMMONWEALTH SEC COMMSEC		13,070.05	\$169,687.40 CR
23 Apr	Direct Credit 481471 SuperChoice P/L PC160420-156405067		1,437.31	\$171,124.71 CR
24 Apr	Direct Debit 062934 COMMONWEALTH SEC COMMSEC	11,324.95		\$159,799.76 CR
30 Apr	Direct Credit 062895 COMMONWEALTH SEC COMMSEC		18,970.05	\$178,769.81 CR
01 May	Direct Credit 012721 ATO ATO003000012155042		2,850.00	\$181,619.81 CR
04 May	Direct Debit 062934 COMMONWEALTH SEC COMMSEC	17,879.95		\$163,739.86 CR
05 May	Direct Credit 018216 BRICKWORKS DIV MAY20/00803347		200.00	\$163,939.86 CR
14 May	Direct Credit 418559 SOL DIVIDEND 79900022906		250.00	\$164,189.86 CR
20 May	Direct Credit 062895 COMMONWEALTH SEC COMMSEC		10,470.05	\$174,659.91 CR
25 May	Direct Credit 062895 COMMONWEALTH SEC COMMSEC		5,980.05	\$180,639.96 CR
27 May	Direct Credit 062895 COMMONWEALTH SEC COMMSEC		9,430.05	\$190,070.01 CR
28 May	Direct Credit 062895 COMMONWEALTH SEC COMMSEC		4,475.85	\$194,545.86 CR
28 May	Direct Credit 481471 SuperChoice P/L PC220520-146455783		2,141.13	\$196,686.99 CR
29 May	Direct Credit 062895 COMMONWEALTH SEC COMMSEC		323.07	\$197,010.06 CR
05 Jun	Direct Debit 062934 COMMONWEALTH SEC COMMSEC	11,279.95		\$185,730.11 CR

153.542 1.3 JZL259R3 0603 SL RB S912.D174.OV06.00.30

604001-2847

Statement 99

(Page 3 of 3)

Account Number

06 6000 10692847

Date	Transaction	Debit	Credit	Balance
10 Jun	Direct Debit 062934 COMMONWEALTH SEC COMMSEC	8,159.95		\$177,570.16 CR
15 Jun	Direct Credit 481471 SuperChoice P/L PC090620-147362425		1,489.88	\$179,060.04 CR
18 Jun	Direct Credit 396297 RESMED DIVIDEND JUN20/00808652		31.68	\$179,091.72 CR
20 Jun	2020 CLOSING BALANCE			\$179,091.72 CR

✓JP

Opening balance	-	Total debits	+	Total credits	=	Closing balance
\$132,371.32 CR		\$51,757.69		\$98,478.09		\$179,091.72 CR

Your Credit Interest Rate Summary

Date	Balance	Standard Credit Interest Rate (p.a.)
20 Jun	Less than \$5,000.00	0.00%
	\$5,000.00 - \$49,999.99	0.00%
	\$50,000.00 - \$249,999.99	0.00%
	\$250,000.00 and over	0.05%

Note. Interest rates are effective as at the date shown but are subject to change.



153 543 2 3 ZZ259R3 0303 SLR3.S912.D174.O V06.00.30



60400/-2847

Your Statement

Statement 100 (Page 1 of 2)

Account Number 06 6000 10692847

Statement Period 21 Jun 2020 - 20 Sep 2020

Closing Balance \$181,241.18 CR

Enquiries 13 1998
 (24 hours a day, 7 days a week)



053

THE TRUSTEES
 JAKINS SUPERANNUATION FUND
 9 HAYES ST
 BUNBURY WA 6230

Direct Investment Account

If this account has an attached overdraft limit or facility and we send you a statement every 4 or 6 months, we will update your statement preference to every 3 months as part of changes made to the new Banking Code of Practice from 1 July 2019.

Name: PAUL DOUGLAS JAKINS AND
 DIANNE ELIZABETH JAKINS IN TRUST FOR
 JAKINS SUPERANNUATION FUND

Note: Have you checked your statement today? It's easy to find out more information about each of your transactions by logging on to the CommBank App or NetBank. Should you have any questions on fees or see an error please contact us on the details above. Cheque proceeds are available when cleared.

The date of transactions shown here may be different on your other transaction lists (for example, the transaction list that appears on the CommBank app).

Date	Transaction	Debit	Credit	Balance
21 Jun 2020	OPENING BALANCE			\$179,091.72 CR
26 Jun	Direct Debit 062934 COMMSEC SECURITI COMMSEC	9,559.95		\$169,531.77 CR
01 Jul	CREDIT INTEREST EARNED on this account to June 30, 2020 is \$296.75			
01 Jul	Direct Credit 012721 ATO ATO003000012500204		2,630.76	\$172,162.53 CR
03 Jul	Direct Credit 002473 NAB INTERIM DIV DV211/00976944		450.00	\$172,612.53 CR
03 Jul	Direct Credit 481471 SuperChoice P/L PC290620-105789126		1,618.16	\$174,230.69 CR
06 Jul	Direct Debit 062934 COMMSEC SECURITI COMMSEC	8,119.95		\$166,110.74 CR
09 Jul	Direct Debit 062934 COMMSEC SECURITI COMMSEC	3,769.95		\$157,340.79 CR
16 Jul	Direct Credit 513275 HACK DST JUNE 001242402610		914.64	\$158,255.43 CR
06 Aug	Direct Credit 012721 ATO ATO009000012844330		1,725.82	\$159,981.25 CR
07 Aug	Direct Credit 481471 SuperChoice P/L PC030820-160092839		1,630.52	\$161,611.77 CR
27 Aug	Transfer to CBA A/c NetBank INV 18446	2,025.00		\$159,586.77 CR

JMS



660 1815.1.1 ZZ259R3 0303 SL.R3.S912.D265.OV06.00.30


60400 | 2847

Statement 100

(Page 2 of 2)

Account Number

06 6000 10692847



Date	Transaction	Debit	Credit	Balance
03 Sep	Direct Credit 062895 COMMONWEALTH SEC COMMSEC		8,983.80	\$168,570.57 CR
07 Sep	Direct Credit 361578 QUICKSUPER QUICKSPR2772701744		2,658.00	\$171,228.57 CR
14 Sep	Direct Credit 062895 COMMONWEALTH SEC COMMSEC		9,980.05	\$181,208.62 CR
15 Sep	Direct Credit 000226 LLC DIST FIN20/00821542		32.56	\$181,241.18 CR
20 Sep	2020 CLOSING BALANCE			\$181,241.18 CR
	Opening balance	-	Total debits	+ Total credits = Closing balance
	\$179,091.72 CR		\$28,474.85	\$30,624.31 = \$181,241.18 CR

Your Credit Interest Rate Summary

Date	Balance	Standard Credit Interest Rate (p.a.)
20 Sep	Less than \$5,000.00	0.00%
	\$5,000.00 - \$49,999.99	0.00%
	\$50,000.00 - \$249,999.99	0.00%
	\$250,000.00 and over	0.05%

Note. Interest rates are effective as at the date shown but are subject to change.

604001-2847

T1600

CommSec Trading Account for 2020 Financial Year

Date	Description	Share Trading						Daily Total	Amount	Balance
		TC	Code	Number	Unit Price	Brokerage	Total			
01-Jul-19	Opening Balance								225,930.46	
	Bank Interest					0.00	0.00	151.01	226,081.47	
03-Jul-19	Taxation PAYG Payment					0.00	0.00	-706.00	225,375.47	
	Dividend NAB					0.00	0.00	1,245.00	226,620.47	
04-Jul-19	Super Contribution SR					0.00	0.00	166.25	226,786.72	
05-Jul-19	Super Contribution BC					0.00	0.00	1,418.66	228,205.38	
	Share Trading	B	GUD	1500	10.400	29.95	-15,629.95	0.00	228,205.38	
	Share Trading	B	WAM	5000	2.180	29.95	-10,929.95	-26,559.90	201,645.48	
17-Jul-19	Share Trading	B	ARB	1000	18.200	29.95	-18,229.95	-18,229.95	183,415.53	
19-Jul-19	Share Trading	B	SVW	1000	17.950	29.95	-17,979.95	0.00	183,415.53	
	Share Trading	B	NEA	3000	3.250	19.95	-9,769.95	-27,749.90	155,665.63	
22-Jul-19	Share Trading	B	CIM	500	36.950	29.95	-18,504.91	-18,504.91	137,160.72	
	Share Trading	B	MND	1000	18.819	29.95	-18,849.33	0.00	137,160.72	
	Share Trading	B	SHL	1000	27.480	32.98	-27,512.98	-46,362.31	90,798.41	
	Share Trading	B	CWY	4000	2.440	19.95	-9,779.95	-9,779.95	81,018.46	
14-Aug-19	Super Contribution BC					0.00	0.00	1,416.88	82,435.34	
28-Aug-19	Share Trading	S	RUL	14000	0.580	19.95	8,100.05	8,100.05	90,535.39	
30-Aug-19	Dividend GUD					0.00	0.00	465.00	91,000.39	
	Share Trading	B	EVS	10000	0.210	19.95	-2,119.95	0.00	91,000.39	
	Share Trading	S	MMS	86	16.200	19.95	1,373.25	0.00	91,000.39	
	Share Trading	B	AGH	3000	0.785	19.95	-2,374.95	-3,121.65	87,878.74	
11-Sep-19	Dividend MMS					0.00	0.00	400.00	88,278.74	
12-Sep-19	Share Trading	B	QHL	50000	0.110	19.95	-5,519.95	-5,519.95	82,758.79	
3-Sep-19	Super Contribution BC					0.00	0.00	1,427.42	84,186.21	
16-Sep-19	Dividend LLC					0.00	0.00	300.00	84,486.21	
	Share Trading	B	TNE	1100	7.110	19.95	-7,840.95	0.00	84,486.21	
17-Sep-19	Share Trading	S	DTL	6000	2.950	29.95	17,670.05	9,829.10	94,315.31	
18-Sep-19	Share Trading	S	MMS	914	15.850	10.00	14,476.90	14,476.90	108,792.21	
24-Sep-19	Share Trading	B	NHC	5000	2.359	29.95	-11,826.93	-11,826.93	96,965.28	
25-Sep-19	Dividend SUN					0.00	0.00	880.00	97,845.28	
	Dividend SHL					0.00	0.00	510.00	98,355.28	
26-Sep-19	Dividend MCP					0.00	0.00	300.00	98,655.28	
27-Sep-19	Dividend ORG					0.00	0.00	300.00	98,955.28	
30-Sep-19	Dividend DTL					0.00	0.00	710.00	99,665.28	
01-Oct-18	Credit Interest					0.00	0.00	77.49	99,742.77	
	Dividend BGA					0.00	0.00	110.00	99,852.77	
	Dividend BLD					0.00	0.00	270.00	100,122.77	
02-Oct-19	Share Trading	S	WAM	5000	2.280	29.95	11,370.05	11,370.05	111,492.82	
03-Oct-19	Dividend CIM					0.00	0.00	355.00	111,847.82	
	Dividend CWY					0.00	0.00	76.00	111,923.82	
04-Oct-19	Share Trading	B	SOL	1000	20.880	29.95	-20,909.95	0.00	111,923.82	
	Share Trading	S	CWV	233	6.800	19.95	1,564.45	0.00	111,923.82	
	Share Trading	S	GUD	1500	10.450	29.95	15,645.05	-3,700.45	108,223.37	
	Dividend MND					0.00	0.00	230.00	108,453.37	
08-Oct-19	Share Trading	S	CWP	767	6.820	0.00	5,230.94	0.00	108,453.37	
	Share Trading	B	CLV	2000	3.200	19.95	-6,419.95	-1,189.01	107,264.36	
22-Oct-19	Dividend BXB					0.00	0.00	145.00	107,409.36	
1-Oct-19	Dividend SVW					0.00	0.00	210.00	107,619.36	
	Dividend RWC					0.00	0.00	125.00	107,744.36	
12-Oct-19	Share Trading	S	CLV	2000	3.250	19.95	6,480.05	6,480.05	114,224.41	
16-Oct-19	Dividend BSL					0.00	0.00	200.00	114,424.41	
17-Oct-19	Super Contribution BC					0.00	0.00	1,469.68	115,894.09	
18-Oct-19	Dividend ARB					0.00	0.00	210.00	116,104.09	
22-Oct-19	Dividend BXB (D&CR)					0.00	0.00	290.00	116,394.09	
24-Oct-19	Dividend SUN (CR)					0.00	0.00	780.00	117,174.09	
25-Oct-19	Dividend CWP					0.00	0.00	270.00	117,444.09	
28-Oct-19	Share Trading	B	SUN	58	13.500	10.00	-793.00	-793.00	116,651.09	
05-Nov-19	Dividend NHC					0.00	0.00	900.00	117,551.09	
08-Nov-19	Share Trading	S	BKW	1100	18.550	29.95	20,375.05	0.00	117,551.09	
	Share Trading	S	BLD	2000	5.000	19.95	9,980.05	30,355.10	147,906.19	
13-Nov-19	Share Trading	B	RMD	1000	21.037	29.95	-21,066.75	-21,066.75	126,839.44	
18-Nov-19	Share Trading	S	SOL	1000	23.000	29.95	22,970.05	22,970.05	149,809.49	
20-Nov-19	Share Trading	S	TNE	1100	8.120	19.95	8,912.05	8,912.05	158,721.54	
22-Nov-19	Super Contribution BC					0.00	0.00	2,153.63	160,875.17	
27-Nov-19	Dividend BKW					0.00	0.00	418.00	161,293.17	
29-Nov-19	Share Trading	S	AGH	3000	0.400	19.95	1,180.05	0.00	161,293.17	
	Share Trading	S	TNE	1000	8.900	19.95	8,880.05	10,060.10	171,353.27	
06-Dec-19	Share Trading	B	KGN	1000	7.200	19.95	-7,219.95	0.00	171,353.27	
	Share Trading	B	APX	1000	23.050	29.95	-23,079.95	-30,299.90	141,053.37	
09-Dec-19	Dividend SOL					0.00	0.00	340.00	141,393.37	
10-Dec-19	Share Trading	S	NHC	5000	2.000	19.95	9,980.05	9,980.05	151,373.42	
12-Dec-19	Dividend NAB					0.00	0.00	1,245.00	152,618.42	
	Super Contribution BC					0.00	0.00	1,476.82	154,095.24	
20-Dec-17	Zurich Life Insurance					0.00	0.00	-2,950.36	151,144.88	
01-Jan-20	Credit Interest					0.00	0.00	37.32	151,182.20	
14-Jan-20	Share Trading	B	CIM	500	32.950	29.95	-16,504.95	-16,504.95	134,677.25	

60400 | 2847

77600

CommSec Trading Account for 2020 Financial Year

Date	Description	Share Trading						Daily Total	Amount	Balance
		TC	Code	Number	Unit Price	Brokerage	Total			
17-Jan-20	Super Contribution BC						0.00	0.00	1,575.60	136,252.85
28-Jan-20	Share Trading	S	CIM	1000	31.537	37.84	31,499.37	31,499.37	31,499.37	167,752.22
30-Jan-20	Share Trading	B	BKW	1000	20.000	29.95	-20,029.95		0.00	167,752.22
	Share Trading	S	APX	1000	25.580	30.70	25,549.30	5,519.35	5,519.35	173,271.57
06-Feb-20	Super Contribution BC						0.00	0.00	1,570.95	174,842.52
11-Feb-20	Share Trading	B	KGN	1500	5.050	19.95	-7,594.95	-7,594.95	-7,594.95	167,247.57
12-Feb-20	Share Trading	B	SUN	2000	12.610	30.26	-25,250.26		0.00	167,247.57
	Share Trading	S	SUN	2000	12.000	29.95	23,970.05	-1,280.21	-1,280.21	165,967.36
20-Feb-20	Share Trading	B	COL	1000	16.700	29.95	-16,729.95		0.00	165,967.36
	Share Trading	B	IVC	1000	13.000	29.95	-13,029.95	-29,759.90	-29,759.90	136,207.46
24-Feb-20	Share Trading	B	NHC	5000	1.770	19.95	-8,869.95		0.00	136,207.46
	Share Trading	S	NHC	10000	1.740	29.95	17,370.24	8,500.29	8,500.29	144,707.75
28-Feb-20	Share Trading	S	RMD	1000	25.050	30.06	25,019.94	25,019.94	25,019.94	169,727.69
03-Mar-20	Share Trading	S	ARB	1000	17.600	29.95	17,570.05	17,570.05	17,570.05	187,297.74
06-Mar-20	Share Trading	B	SGP	2000	4.670	19.95	-9,359.95	-9,359.95	-9,359.95	177,937.79
10-Mar-20	Dividend KGN						0.00	0.00	187.50	178,125.29
	Share Trading	B	SOL	1000	19.650	29.95	-19,679.95		0.00	178,125.29
	Share Trading	S	MCP	5000	1.900	19.95	9,480.05		0.00	178,125.29
	Share Trading	B	TCL	1000	15.400	29.95	-15,429.95		0.00	178,125.29
	Share Trading	S	CWP	1000	6.050	19.95	6,030.05	-19,599.80	-19,599.80	158,525.49
13-Mar-20	Super Contribution BC						0.00	0.00	1,615.10	160,140.59
	Dividend ALU	B	ALU	500	28.000	29.95	-14,029.95	-14,029.95	-14,029.95	146,110.64
16-Mar-20	Share Trading	B	SHL	500	28.500	29.95	-14,279.95	-14,279.95	-14,279.95	131,830.69
7-Mar-20	Dividend LLC						0.00	0.00	300.00	132,130.69
19-Mar-20	Dividend RMD						0.00	0.00	40.63	132,171.32
	Dividend MCP						0.00	0.00	200.00	132,371.32
23-Mar-20	Share Trading	B	ZNO	5000	1.300	19.95	-6,519.95		0.00	132,371.32
24-Mar-20	Share Trading	S	SOL	1000	21.000	29.95	20,970.05	14,450.10	14,450.10	146,821.42
25-Mar-20	Dividend SHL						0.00	0.00	340.00	147,161.42
	TAL Life Insurance						0.00	0.00	-3,112.89	144,048.53
	Share Trading	B	CIM	1000	20.500	29.95	-20,529.95		0.00	144,048.53
	Share Trading	S	CIM	1000	21.200	29.95	21,170.05	640.10	640.10	144,688.63
27-Mar-20	Dividend MND						0.00	0.00	220.00	144,908.63
	Dividend COL						0.00	0.00	300.00	145,208.63
	Dividend ORG						0.00	0.00	300.00	145,508.63
30-Mar-20	Share Trading	S	ZNO	5000	1.500	19.95	7,480.05	7,480.05	7,480.05	152,988.68
31-Mar-20	Dividend SUN						0.00	0.00	520.00	153,508.68
	Dividend DTL						0.00	0.00	204.00	153,712.68
	Dividend BSL						0.00	0.00	150.00	153,862.68
01-Apr-20	Credit Interest						0.00	0.00	30.93	153,893.61
02-Apr-20	Share Trading	S	TWD	90	2.830	10.00	244.70	244.70	244.70	154,138.31
03-Apr-20	Dividend BGA						0.00	0.00	100.00	154,238.31
	Share Trading	S	TWD	600	2.830	9.96	1,688.04	1,688.04	1,688.04	155,926.35
03-Apr-20	Dividend CWY						0.00	0.00	80.00	156,006.35
09-Apr-20	Dividend BXB						0.00	0.00	133.80	156,140.15
21-Apr-20	Share Trading	S	RWC	99	2.800	10.00	267.20	267.20	267.20	156,407.35
20-Apr-20	Dividend SVW						0.00	0.00	210.00	156,617.35
12-Apr-20	Share Trading	S	TCL	1000	13.100	29.95	13,070.05	13,070.05	13,070.05	169,687.40
23-Apr-20	Super Contribution BC						0.00	0.00	1,437.31	171,124.71
24-Apr-20	Share Trading	B	APX	500	22.590	29.95	-11,324.95	-11,324.95	-11,324.95	159,799.76
30-Apr-20	Share Trading	S	KGN	2500	7.600	29.95	18,970.05	18,970.05	18,970.05	178,769.81
01-May-20	Contribution SR KEVIN						0.00	0.00	2,850.00	181,619.81
04-May-20	Share Trading	B	RMD	750	23.800	29.95	-17,879.95	-17,879.95	-17,879.95	163,739.86
05-May-20	Dividend BKW						0.00	0.00	200.00	163,939.86
14-May-20	Dividend SOL						0.00	0.00	250.00	164,189.86
20-May-20	Share Trading	S	BGA	2000	5.250	29.95	10,470.05	10,470.05	10,470.05	174,659.91
25-May-20	Share Trading	S	SGP	2000	3.000	19.95	5,980.05	5,980.05	5,980.05	180,639.96
27-May-20	Share Trading	S	NAB	600	15.750	19.95	9,430.05	9,430.05	9,430.05	190,070.01
28-May-20	Share Trading	S	TWD	1689	2.650	0.00	4,475.85	4,475.85	4,475.85	194,545.86
	Super Contribution BC						0.00	0.00	2,141.13	196,686.99
29-May-20	Share Trading	S	TWD	121	2.670	0.00	323.07	323.07	323.07	197,010.06
05-Jun-20	Share Trading	B	BXB	1000	11.250	29.95	-11,279.95	-11,279.95	-11,279.95	185,730.11
10-Jun-20	Share Trading	B	HACK	1000	8.140	19.95	-8,159.95	-8,159.95	-8,159.95	177,570.16
15-Jun-20	Super Contribution BC						0.00	0.00	1,489.88	179,060.04
18-Jun-20	Dividend RMD						0.00	0.00	31.68	179,091.72
26-Jun-20	Share Trading	B	TLS	3000	3.180	19.95	-9,559.95	-9,559.95	-9,559.95	169,531.77
							0.00	0.00	0.00	169,531.77

Current Account Balance

169,531.77

✓



Lendlease Corporation Limited ABN 32 000 226 228
and
Lendlease Trust ARSN 128 052 595

014700 000 LLC



MRS DIANNE ELIZABETH JAKINS &
MR PAUL DOUGLAS JAKINS
<JAKINS SUPER FUND A/C>
9 HAYES ST
BUNBURY WA 6230

61800/- LLC

Update your information:

Online:
www.investorcentre.com/au/contact

By Mail:
Computershare Investor Services Pty Limited
GPO Box 2975 Melbourne
VIC 3001 Australia

Enquiries:

(within Australia) 1800 230 300
(international) +61 (03) 9946 4460
lendlease@computershare.com.au

Holder Identification Number (HIN)

HIN WITHHELD

ASX Code LLC
TFN/ABN Status* Quoted
Record Date 26 August 2019
Payment Date 16 September 2019
Direct Credit Reference No. 822280

2019 Final Distribution

This distribution statement details your final distribution for the period ended 30 June 2019. This distribution is payable on the securities that were registered in your name as at the Record Date. If you are in any doubt as to your tax position you should seek professional advice.

Class Description	Amount per Security	Number of Securities	Franked Amount	Unfranked Amount	Gross Payment
Lendlease Corporation Limited shares	9.504143 cents	1,000	\$0.00	\$95.04	\$95.04
Lendlease Trust units	20.495857 cents	1,000	\$0.00	\$204.96	\$204.96
Total - Stapled Securities	30.000000 cents	1,000	\$0.00	\$300.00	\$300.00
			Less resident withholding tax *		\$0.00
			Less non-resident withholding tax ^		\$0.00
			Net Payment		\$300.00
			Franking Credit		\$0.00

Debtor

The final distribution of \$0.30 per Stapled Security is comprised of an unfranked dividend of 9.504143 cents per share paid by Lendlease Corporation Limited, and a trust distribution of 20.495857 cents per unit paid by Lendlease Trust. The whole of the unfranked amount of the dividend has been declared to be conduit foreign income. The conduit foreign income amount of the dividend is not subject to non-resident withholding tax. For future dividends, the conduit foreign income amount is likely to be less than the whole amount of the unfranked dividend.

#.

Important Information is also contained on the back of this page

Your Payment Instruction

COMMONWEALTH BANK OF AUSTRALIA
BSB: 066-000 Account number: XXXXXX47

Amount Deposited
AUD\$300.00

ERROR in prior year recorded
income so with \$300.00 I've split
the amount 204.96 to 61800/LLC & balance
to income 23800/- LLC. JJS

Portfolio Valuation

30 JUNE 2020

CommSec



SHARES - 2170788 - HIN 35537228

MRS DIANNE ELIZABETH JAKINS + MR PAUL DOUGLAS JAKINS <JAKINS SUPER FUND A/C>

71600

Portfolio	Units	Unit Price	Portfolio Value	% of Portfolio
ALU - ALTIUM LIMITED FPO (ORDINARY FULLY PAID)	500 ✓	\$32.4800	\$16,240.00	3.02%
APX - APPEN LIMITED FPO (ORDINARY FULLY PAID)	500 ✓	\$33.9200	\$16,960.00	3.15%
BKW - BRICKWORKS LIMITED FPO (ORDINARY FULLY PAID)	1,000 ✓	\$15.8300	\$15,830.00	2.94%
BSL - BLUESCOPE STEEL LTD FPO (ORDINARY FULLY PAID)	2,500 ✓	\$11.6900	\$29,225.00	5.44%
BXB - BRAMBLES LIMITED FPO (ORDINARY FULLY PAID)	2,000 ✓	\$10.8700	\$21,740.00	4.04%
COL - COLES GROUP FPO (ORDINARY FULLY PAID)	1,000 ✓	\$17.1700	\$17,170.00	3.19%
CWY - CLEANAWAY WASTE LTD FPO (ORDINARY FULLY PAID)	4,000 ✓	\$2.2000	\$8,800.00	1.64%
DTL - DATA#3 LIMITED FPO (ORDINARY FULLY PAID)	4,000 ✓	\$4.5400	\$18,160.00	3.38%
() - ENVIROSUITE LTD FPO (ORDINARY FULLY PAID)	10,000 ✓	\$0.1450	\$1,450.00	0.27%
HACK - BETA GLOBAL CYBER ETF UNITS (EXCHANGE TRADED FUND UNITS FULLY PAID)	1,000 ✓	\$8.2300	\$8,230.00	1.53%
IVC - INVOCARE LIMITED FPO (ORDINARY FULLY PAID)	1,000 ✓	\$10.4800	\$10,480.00	1.95%
LLC - LENDLEASE GROUP STAPLED (FULLY PAID ORDINARY/UNITS STAPLED SECURITIES)	1,000 ✓	\$12.3700	\$12,370.00	2.30%
MND - MONADELPHOUS GROUP FPO (ORDINARY FULLY PAID)	1,000 ✓	\$10.8200	\$10,820.00	2.01%
NAB - NATIONAL AUST. BANK FPO (ORDINARY FULLY PAID)	900 ✓	\$18.2200	\$16,398.00	3.05%
NEA - NEARMAP LTD FPO (ORDINARY FULLY PAID)	3,000 ✓	\$2.2500	\$6,750.00	1.26%
ORG - ORIGIN ENERGY FPO (ORDINARY FULLY PAID)	2,000 ✓	\$5.8400	\$11,680.00	2.17%
QHL - QUICKSTEP HOLDINGS FPO (ORDINARY FULLY PAID)	94,000 ✓	\$0.0840	\$7,896.00	1.47%
RMD - RESMED INC CDI 10:1 (CDI 10:1 FOREIGN EXEMPT NYSE)	750 ✓	\$27.5400	\$20,655.00	3.84%
RWC - RELIANCE WORLDWIDE FPO (ORDINARY FULLY PAID)	2,401 ✓	\$2.9400	\$7,058.94	1.31%
S4L - SONIC HEALTHCARE FPO (ORDINARY FULLY PAID)	1,500 ✓	\$30.4300	\$45,645.00	8.49%
SOL - SOUL PATTINSON (W.H) FPO (ORDINARY FULLY PAID)	1,000 ✓	\$19.5300	\$19,530.00	3.63%
SUN - SUNCORP GROUP LTD FPO (ORDINARY FULLY PAID)	2,000 ✓	\$9.2300	\$18,460.00	3.43%
SVW - SEVEN GROUP HOLDINGS FPO (ORDINARY FULLY PAID)	1,000 ✓	\$17.1800	\$17,180.00	3.20%
TLS - TELSTRA CORPORATION, FPO (ORDINARY FULLY PAID)	3,000 ✓	\$3.1300	\$9,390.00	1.75%
		Sub Total	\$368,117.94	68.47%

Cash Accounts	Portfolio Value	% of Portfolio
CDIA - 06600010692847	\$169,531.77	31.53%
TOTAL	\$537,649.71	100.00%

Transaction Summary

CommSec



1 JULY 2019 - 30 JUNE 2020

SHARES - 2170788 - HIN 35537228

MRS DIANNE ELIZABETH JAKINS + MR PAUL DOUGLAS JAKINS <JAKINS SUPER FUND A/C>

Total Buys and Sells	2019 - 2020 Financial Year
Total Buys (inc. Brokerage + GST)	\$522,403.56
Total Sells (inc. Brokerage + GST)	\$435,216.45

AGH - ALTHEA GROUP FPO (ORDINARY FULLY PAID)

Date	Type	Quantity	Unit Price	Trade Value	Brokerage+GST	GST	CNote	Total Value
27-Nov-2019	Sell	-3,000	\$4.000	-\$1,200.00	\$19.95	\$1.81	93969915	-\$1,180.05
09-Sep-2019	Buy	3,000	\$7.850	\$2,355.00	\$19.95	\$1.81	92401042	\$2,374.95
				Sub Total	\$39.90	\$3.62		\$1,194.90

ALU - ALTIUM LIMITED FPO (ORDINARY FULLY PAID)

Date	Type	Quantity	Unit Price	Trade Value	Brokerage+GST	GST	CNote	Total Value
11-Mar-2020	Buy	500	\$28.0000	\$14,000.00	\$29.95	\$2.72	96401799	\$14,029.95
				Sub Total	\$29.95	\$2.72		\$14,029.95

APX - APPEN LIMITED FPO (ORDINARY FULLY PAID)

Date	Type	Quantity	Unit Price	Trade Value	Brokerage+GST	GST	CNote	Total Value
22-Apr-2020	Buy	500	\$22.5900	\$11,295.00	\$29.95	\$2.72	98609318	\$11,324.95
28-Jan-2020	Sell	-1,000	\$25.5800	-\$25,580.00	\$30.70	\$2.79	95002606	-\$25,549.30
04-Dec-2019	Buy	1,000	\$23.0500	\$23,050.00	\$29.95	\$2.72	94105951	\$23,079.95
				Sub Total	\$90.60	\$8.23		\$8,855.60

ARB - ARB CORPORATION FPO (ORDINARY FULLY PAID)

Date	Type	Quantity	Unit Price	Trade Value	Brokerage+GST	GST	CNote	Total Value
28-Feb-2020	Sell	-1,000	\$17.6000	-\$17,600.00	\$29.95	\$2.72	95816859	-\$17,570.05
15-Jul-2019	Buy	1,000	\$18.2000	\$18,200.00	\$29.95	\$2.72	91173218	\$18,229.95
				Sub Total	\$59.90	\$5.44		\$659.90

BGA - BEGA CHEESE LTD FPO (ORDINARY FULLY PAID)

Date	Type	Quantity	Unit Price	Trade Value	Brokerage+GST	GST	CNote	Total Value
18-May-2020	Sell	-2,000	\$5.2500	-\$10,500.00	\$29.95	\$2.72	99816420	-\$10,470.05
				Sub Total	\$29.95	\$2.72		-\$10,470.05

BKW - BRICKWORKS LIMITED FPO (ORDINARY FULLY PAID)

Date	Type	Quantity	Unit Price	Trade Value	Brokerage+GST	GST	CNote	Total Value
28-Jan-2020	Buy	1,000	\$20.0000	\$20,000.00	\$29.95	\$2.72	94962721	\$20,029.95
06-Nov-2019	Sell	-1,100	\$18.5500	-\$20,405.00	\$29.95	\$2.72	93554536	-\$20,375.05

Transaction Summary

1 JULY 2019 - 30 JUNE 2020

CommSec



Sub Total **\$59.90** **\$5.44** **-\$345.10**

BLD - BORAL LIMITED FPO (ORDINARY FULLY PAID)

Date	Type	Quantity	Unit Price	Trade Value	Brokerage+GST	GST	CNote	Total Value
06-Nov-2019	Sell	-2,000	\$5.0000	-\$10,000.00	\$19.95	\$1.81	93553544	-\$9,980.05
Sub Total					\$19.95	\$1.81		-\$9,980.05

BXB - BRAMBLES LIMITED FPO (ORDINARY FULLY PAID)

Date	Type	Quantity	Unit Price	Trade Value	Brokerage+GST	GST	CNote	Total Value
03-Jun-2020	Buy	1,000	\$11.2500	\$11,250.00	\$29.95	\$2.72	100718651	\$11,279.95
Sub Total					\$29.95	\$2.72		\$11,279.95

GIM - GIMIC GROUP LTD FPO (ORDINARY FULLY PAID)

Date	Type	Quantity	Unit Price	Trade Value	Brokerage+GST	GST	CNote	Total Value
24-Mar-2020	Sell	-1,000	\$21.2000	-\$21,200.00	\$29.95	\$2.72	97192290	-\$21,170.05
24-Mar-2020	Buy	1,000	\$20.5000	\$20,500.00	\$29.95	\$2.72	97167708	\$20,529.95
23-Jan-2020	Sell	-1,000	\$31.5372	-\$31,537.21	\$37.84	\$3.44	94906985	-\$31,499.37
10-Jan-2020	Buy	500	\$32.9500	\$16,475.00	\$29.95	\$2.72	94647039	\$16,504.95
18-Jul-2019	Buy	500	\$36.9499	\$18,474.96	\$29.95	\$2.72	91262180	\$18,504.91
Sub Total					\$157.64	\$14.32		\$2,870.39

CLV - CLOVER CORPORATION FPO (ORDINARY FULLY PAID)

Date	Type	Quantity	Unit Price	Trade Value	Brokerage+GST	GST	CNote	Total Value
10-Oct-2019	Sell	-2,000	\$3.2500	-\$6,500.00	\$19.95	\$1.81	93044195	-\$6,480.05
Oct-2019	Buy	2,000	\$3.2000	\$6,400.00	\$19.95	\$1.81	92970934	\$6,419.95
Sub Total					\$39.90	\$3.62		-\$60.10

GOL - GOLES GROUP FPO (ORDINARY FULLY PAID)

Date	Type	Quantity	Unit Price	Trade Value	Brokerage+GST	GST	CNote	Total Value
18-Feb-2020	Buy	1,000	\$16.7000	\$16,700.00	\$29.95	\$2.72	95477536	\$16,729.95
Sub Total					\$29.95	\$2.72		\$16,729.95

GWP - CEDAR WOODS PROP. FPO (ORDINARY FULLY PAID)

Date	Type	Quantity	Unit Price	Trade Value	Brokerage+GST	GST	CNote	Total Value
09-Mar-2020	Sell	-1,000	\$6.0500	-\$6,050.00	\$19.95	\$1.81	98229507	-\$6,030.05
04-Oct-2019	Sell	-767	\$6.8200	-\$5,230.94	\$0.00	\$0.00	92940153	-\$5,230.94
03-Oct-2019	Sell	-233	\$6.8000	-\$1,584.40	\$19.95	\$1.81	92938675	-\$1,564.45
Sub Total					\$39.90	\$3.62		-\$12,825.44

Transaction Summary



1 JULY 2019 - 30 JUNE 2020

CWY - CLEANAWAY WASTE LTD FPO (ORDINARY FULLY PAID)

Date	Type	Quantity	Unit Price	Trade Value	Brokerage+GST	GST	CNote	Total Value
31-Jul-2019	Buy	4,000	\$2.4400	\$9,760.00	\$19.95	\$1.81	91529278	\$9,779.95
Sub Total					\$19.95	\$1.81		\$9,779.95

DTL - DATA3 LIMITED FPO (ORDINARY FULLY PAID)

Date	Type	Quantity	Unit Price	Trade Value	Brokerage+GST	GST	CNote	Total Value
13-Sep-2019	Sell	-6,000	\$2.9500	-\$17,700.00	\$29.95	\$2.72	92526540	-\$17,670.05
Sub Total					\$29.95	\$2.72		-\$17,670.05

EVS - ENVIROSUITE LTD FPO (ORDINARY FULLY PAID)

Date	Type	Quantity	Unit Price	Trade Value	Brokerage+GST	GST	CNote	Total Value
09-Sep-2019	Buy	10,000	\$2.1000	\$2,100.00	\$19.95	\$1.81	92424902	\$2,119.95
Sub Total					\$19.95	\$1.81		\$2,119.95

GUD - G.U.D. HOLDINGS FPO (ORDINARY FULLY PAID)

Date	Type	Quantity	Unit Price	Trade Value	Brokerage+GST	GST	CNote	Total Value
03-Oct-2019	Sell	-1,500	\$10.4500	-\$15,675.00	\$29.95	\$2.72	92929217	-\$15,645.05
09-Jul-2019	Buy	1,500	\$10.4000	\$15,600.00	\$29.95	\$2.72	91078629	\$15,629.95
Sub Total					\$59.90	\$5.44		-\$15.10

HACK - BETA GLOBAL CYBER ETF UNITS (EXCHANGE TRADED FUND UNITS FULLY PAID)

Date	Type	Quantity	Unit Price	Trade Value	Brokerage+GST	GST	CNote	Total Value
Jun-2020	Buy	1,000	\$8.1400	\$8,140.00	\$19.95	\$1.81	100878789	\$8,159.95
Sub Total					\$19.95	\$1.81		\$8,159.95

IVC - INVOCARE LIMITED FPO (ORDINARY FULLY PAID)

Date	Type	Quantity	Unit Price	Trade Value	Brokerage+GST	GST	CNote	Total Value
18-Feb-2020	Buy	1,000	\$13.0000	\$13,000.00	\$29.95	\$2.72	95455414	\$13,029.95
Sub Total					\$29.95	\$2.72		\$13,029.95

KGN - KOGAN.COM LTD FPO (ORDINARY FULLY PAID)

Date	Type	Quantity	Unit Price	Trade Value	Brokerage+GST	GST	CNote	Total Value
28-Apr-2020	Sell	-2,500	\$7.6000	-\$19,000.00	\$29.95	\$2.72	98898709	-\$18,970.05
07-Feb-2020	Buy	1,500	\$5.0500	\$7,575.00	\$19.95	\$1.81	95241789	\$7,594.95
04-Dec-2019	Buy	1,000	\$7.2000	\$7,200.00	\$19.95	\$1.81	94104443	\$7,219.95
Sub Total					\$69.85	\$6.34		-\$4,155.15

Transaction Summary

1 JULY 2019 - 30 JUNE 2020

CommSec



MCP - MCPHERSON'S LTD FPO (ORDINARY FULLY PAID)

Date	Type	Quantity	Unit Price	Trade Value	Brokerage+GST	GST	CNote	Total Value
06-Mar-2020	Sell	-5,000	\$1.9000	-\$9,500.00	\$19.95	\$1.81	96157199	-\$9,480.05
				Sub Total	\$19.95	\$1.81		-\$9,480.05

MMS - MCMILLAN SHAKESPEARE FPO (ORDINARY FULLY PAID)

Date	Type	Quantity	Unit Price	Trade Value	Brokerage+GST	GST	CNote	Total Value
16-Sep-2019	Sell	-914	\$15.8500	-\$14,486.90	\$10.00	\$0.91	92558536	-\$14,476.90
09-Sep-2019	Sell	-86	\$16.2000	-\$1,393.20	\$19.95	\$1.81	92428663	-\$1,373.25
				Sub Total	\$29.95	\$2.72		-\$15,850.15

MND - MONADELPHOUS GROUP FPO (ORDINARY FULLY PAID)

Date	Type	Quantity	Unit Price	Trade Value	Brokerage+GST	GST	CNote	Total Value
23-Jul-2019	Buy	1,000	\$18.8194	\$18,819.38	\$29.95	\$2.72	91331142	\$18,849.33
				Sub Total	\$29.95	\$2.72		\$18,849.33

NAB - NATIONAL AUST. BANK FPO (ORDINARY FULLY PAID)

Date	Type	Quantity	Unit Price	Trade Value	Brokerage+GST	GST	CNote	Total Value
25-May-2020	Sell	-600	\$15.7500	-\$9,450.00	\$19.95	\$1.81	100108480	-\$9,430.05
				Sub Total	\$19.95	\$1.81		-\$9,430.05

NEA - NEARMAP LTD FPO (ORDINARY FULLY PAID)

Date	Type	Quantity	Unit Price	Trade Value	Brokerage+GST	GST	CNote	Total Value
1-Jul-2019	Buy	3,000	\$3.2500	\$9,750.00	\$19.95	\$1.81	91233281	\$9,769.95
				Sub Total	\$19.95	\$1.81		\$9,769.95

NHC - NEW HOPE CORPORATION FPO (ORDINARY FULLY PAID)

Date	Type	Quantity	Unit Price	Trade Value	Brokerage+GST	GST	CNote	Total Value
20-Feb-2020	Sell	-10,000	\$1.7400	-\$17,400.19	\$29.95	\$2.72	95628244	-\$17,370.24
20-Feb-2020	Buy	5,000	\$1.7700	\$8,850.00	\$19.95	\$1.81	95527011	\$8,869.95
06-Dec-2019	Sell	-5,000	\$2.0000	-\$10,000.00	\$19.95	\$1.81	94156809	-\$9,980.05
20-Sep-2019	Buy	5,000	\$2.3594	\$11,796.98	\$29.95	\$2.72	92675524	\$11,826.93
				Sub Total	\$99.80	\$9.06		-\$6,653.41

QHL - QUICKSTEP HOLDINGS FPO (ORDINARY FULLY PAID)

Date	Type	Quantity	Unit Price	Trade Value	Brokerage+GST	GST	CNote	Total Value
10-Sep-2019	Buy	50,000	\$0.1100	\$5,500.00	\$19.95	\$1.81	92442985	\$5,519.95
				Sub Total	\$19.95	\$1.81		\$5,519.95

Transaction Summary

CommSec



1 JULY 2019 - 30 JUNE 2020

RMD - RESMED INC CDI 10:1 (CDI 10:1 FOREIGN EXEMPT NYSE)

Date	Type	Quantity	Unit Price	Trade Value	Brokerage+GST	GST	CNote	Total Value
30-Apr-2020	Buy	750	\$23.8000	\$17,850.00	\$29.95	\$2.72	98991524	\$17,879.95
26-Feb-2020	Sell	-1,000	\$25.0500	-\$25,050.00	\$30.06	\$2.73	95734699	-\$25,019.94
11-Nov-2019	Buy	1,000	\$21.0368	\$21,036.80	\$29.95	\$2.72	93631140	\$21,066.75
Sub Total					\$89.96	\$8.17		\$13,926.76

RUL - RPMGLOBAL HLDGS LTD FPO (ORDINARY FULLY PAID)

Date	Type	Quantity	Unit Price	Trade Value	Brokerage+GST	GST	CNote	Total Value
26-Aug-2019	Sell	-14,000	\$0.5800	-\$8,120.00	\$19.95	\$1.81	92107078	-\$8,100.05
Sub Total					\$19.95	\$1.81		-\$8,100.05

RWC - RELIANCE WORLDWIDE FPO (ORDINARY FULLY PAID)

Date	Type	Quantity	Unit Price	Trade Value	Brokerage+GST	GST	CNote	Total Value
17-Apr-2020	Sell	-99	\$2.8000	-\$277.20	\$10.00	\$0.91	98438486	-\$267.20
Sub Total					\$10.00	\$0.91		-\$267.20

SGP - STOCKLAND STAPLED (FULLY PAID ORDINARY/UNITS STAPLED SECURITIES)

Date	Type	Quantity	Unit Price	Trade Value	Brokerage+GST	GST	CNote	Total Value
21-May-2020	Sell	-2,000	\$3.0000	-\$6,000.00	\$19.95	\$1.81	100007016	-\$5,980.05
04-Mar-2020	Buy	2,000	\$4.6700	\$9,340.00	\$19.95	\$1.81	96059206	\$9,359.95
Sub Total					\$39.90	\$3.62		\$3,379.90

SL - SONIC HEALTHCARE FPO (ORDINARY FULLY PAID)

Date	Type	Quantity	Unit Price	Trade Value	Brokerage+GST	GST	CNote	Total Value
12-Mar-2020	Buy	500	\$28.5000	\$14,250.00	\$29.95	\$2.72	96439292	\$14,279.95
23-Jul-2019	Buy	1,000	\$27.4800	\$27,480.00	\$32.98	\$3.00	91340571	\$27,512.98
Sub Total					\$62.93	\$5.72		\$41,792.93

SOL - SOUL PATTINSON (W.H) FPO (ORDINARY FULLY PAID)

Date	Type	Quantity	Unit Price	Trade Value	Brokerage+GST	GST	CNote	Total Value
20-Mar-2020	Sell	-1,000	\$21.0000	-\$21,000.00	\$29.95	\$2.72	96970042	-\$20,970.05
06-Mar-2020	Buy	1,000	\$19.6500	\$19,650.00	\$29.95	\$2.72	96133623	\$19,679.95
14-Nov-2019	Sell	-1,000	\$23.0000	-\$23,000.00	\$29.95	\$2.72	93727743	-\$22,970.05
02-Oct-2019	Buy	1,000	\$20.8800	\$20,880.00	\$29.95	\$2.72	92885519	\$20,909.95
Sub Total					\$119.80	\$10.88		-\$3,350.20

Transaction Summary

1 JULY 2019 - 30 JUNE 2020

CommSec



SUN - SUNCORP GROUP LTD FPO (ORDINARY FULLY PAID)

Date	Type	Quantity	Unit Price	Trade Value	Brokerage+GST	GST	CNote	Total Value
11-Feb-2020	Sell	-2,000	\$12.0000	-\$24,000.00	\$29.95	\$2.72	95294623	-\$23,970.05
10-Feb-2020	Buy	2,000	\$12.6100	\$25,220.00	\$30.26	\$2.75	95263382	\$25,250.26
24-Oct-2019	Buy	58	\$13.5000	\$783.00	\$10.00	\$0.91	93313209	\$793.00
Sub Total					\$70.21	\$6.38		\$2,073.21

SVW - SEVEN GROUP HOLDINGS FPO (ORDINARY FULLY PAID)

Date	Type	Quantity	Unit Price	Trade Value	Brokerage+GST	GST	CNote	Total Value
17-Jul-2019	Buy	1,000	\$17.9500	\$17,950.00	\$29.95	\$2.72	91243989	\$17,979.95
Sub Total					\$29.95	\$2.72		\$17,979.95

TCL - TRANSURBAN GROUP STAPLED (FULLY PAID ORDINARY/UNITS STAPLED SECURITIES)

Date	Type	Quantity	Unit Price	Trade Value	Brokerage+GST	GST	CNote	Total Value
20-Apr-2020	Sell	-1,000	\$13.1000	-\$13,100.00	\$29.95	\$2.72	98484327	-\$13,070.05
06-Mar-2020	Buy	1,000	\$15.4000	\$15,400.00	\$29.95	\$2.72	96151329	\$15,429.95
Sub Total					\$59.90	\$5.44		\$2,359.90

TLS - TELSTRA CORPORATION FPO (ORDINARY FULLY PAID)

Date	Type	Quantity	Unit Price	Trade Value	Brokerage+GST	GST	CNote	Total Value
24-Jun-2020	Buy	3,000	\$3.1800	\$9,540.00	\$19.95	\$1.81	101965836	\$9,559.95
Sub Total					\$19.95	\$1.81		\$9,559.95

ONE - TECHNOLOGY ONE FPO (ORDINARY FULLY PAID)

Date	Type	Quantity	Unit Price	Trade Value	Brokerage+GST	GST	CNote	Total Value
27-Nov-2019	Sell	-1,000	\$8.9000	-\$8,900.00	\$19.95	\$1.81	93960128	-\$8,880.05
18-Nov-2019	Sell	-1,100	\$8.1200	-\$8,932.00	\$19.95	\$1.81	93776394	-\$8,912.05
12-Sep-2019	Buy	1,100	\$7.1100	\$7,821.00	\$19.95	\$1.81	92506875	\$7,840.95
Sub Total					\$59.85	\$5.43		-\$9,951.15

TWD - TAMAWOOD LIMITED FPO (ORDINARY FULLY PAID)

Date	Type	Quantity	Unit Price	Trade Value	Brokerage+GST	GST	CNote	Total Value
27-May-2020	Sell	-121	\$2.6700	-\$323.07	\$0.00	\$0.00	100266972	-\$323.07
26-May-2020	Sell	-1,689	\$2.6500	-\$4,475.85	\$0.00	\$0.00	100257872	-\$4,475.85
01-Apr-2020	Sell	-600	\$2.8300	-\$1,698.00	\$9.96	\$0.91	97662455	-\$1,688.04
31-Mar-2020	Sell	-90	\$2.8300	-\$254.70	\$10.00	\$0.91	97602788	-\$244.70
Sub Total					\$19.96	\$1.82		-\$6,731.66

Transaction Summary

1 JULY 2019 - 30 JUNE 2020

CommSec



WAM - WAM CAPITAL LIMITED FPO (ORDINARY FULLY PAID)

Date	Type	Quantity	Unit Price	Trade Value	Brokerage+GST	GST	CNote	Total Value
30-Sep-2019	Sell	-5,000	\$2.2800	-\$11,400.00	\$29.95	\$2.72	92843690	-\$11,370.05
09-Jul-2019	Buy	5,000	\$2.1800	\$10,900.00	\$29.95	\$2.72	91084615	\$10,929.95
				Sub Total	\$59.90	\$5.44		-\$440.10

ZNO - ZONG GROUP LTD FPO (ORDINARY FULLY PAID)

Date	Type	Quantity	Unit Price	Trade Value	Brokerage+GST	GST	CNote	Total Value
26-Mar-2020	Sell	-5,000	\$1.5000	-\$7,500.00	\$19.95	\$1.81	97320617	-\$7,480.05
19-Mar-2020	Buy	5,000	\$1.3000	\$6,500.00	\$19.95	\$1.81	96949657	\$6,519.95
				Sub Total	\$39.90	\$3.62		-\$960.10



Australian Government
Australian Taxation Office

Agent 4YOU ACCOUNTING & TAXATION
Client THE TRUSTEE FOR JAKINS
SUPERANNUATION FUND
ABN 26 767 933 299
TFN 810 531 867

85000

Income tax 551

Date generated	22/02/2021
Overdue	\$0.00
Not yet due	\$0.00
Balance	\$0.00

Transactions

5 results found - from **22 February 2019** to **22 February 2021** sorted by **processed date** ordered **newest to oldest**

Processed date	Effective date	Description	Debit (DR)	Credit (CR)	Balance
3 Aug 2020	6 Aug 2020	EFT refund for Income Tax for the period from 01 Jul 18 to 30 Jun 19	\$1,725.82		\$0.00
3 Aug 2020	30 Jun 2020	Credit transferred to Integrated Client Account	\$604.00		\$1,725.82 CR
1 Aug 2020	30 Jun 2020	Tax return Self Man Superfund - Income Tax for the period from 01 Jul 18 to 30 Jun 19		\$2,329.82	\$2,329.82 CR
6 May 2019	3 May 2019	Payment received		\$965.80	\$0.00 ✓
3 Apr 2019	15 May 2019	Tax return Self Man Superfund - Income Tax for the period from 01 Jul 17 to 30 Jun 18	\$965.80		\$965.80 DR



Australian Government
Australian Taxation Office

Agent 4YOU ACCOUNTING & TAXATION
Client THE TRUSTEE FOR JAKINS
SUPERANNUATION FUND
ABN 26 767 933 299
TFN 810 531 867

850.00

Activity statement 001

Date generated	22/02/2021
Overdue	\$0.00
Not yet due	\$0.00
Balance	\$0.00

Transactions

18 results found - from **01 March 2019** to **22 February 2021** sorted by **processed date** ordered **newest to oldest**

Processed date	Effective date	Description	Debit (DR)	Credit (CR)	Balance
11 Dec 2020	11 Dec 2020	General interest charge			\$0.00
11 Dec 2020	7 Dec 2020	Payment received		\$706.00	\$0.00
1 Dec 2020	1 Dec 2020	General interest charge			\$706.00 DR
25 Nov 2020	25 Nov 2020	Original Activity Statement for the period ending 30 Sep 20		\$0.00	\$706.00 DR
25 Nov 2020	25 Aug 2020	Original Activity Statement for the period ending 30 Jun 20		\$0.00	\$706.00 DR
2 Nov 2020	2 Nov 2020	General interest charge			\$706.00 DR
25 Oct 2020	21 Oct 2020	Original Activity Statement for the period ending 30 Jun 20 - PAYG Instalments	\$706.00 ✓		\$706.00 DR
3 Aug 2020	3 Aug 2020	General interest charge			\$0.00
3 Aug 2020	1 Jul 2020	General interest charge			\$0.00
3 Aug 2020	30 Jun 2020	Credit transfer received from Income Tax Account		\$604.00	\$0.00
1 Jul 2020	1 Jul 2020	General interest charge			\$604.00 DR
1 Jul 2020	14 Dec 2019	General interest charge			\$604.00 DR

Processed date	Effective date	Description	Debit (DR)	Credit (CR)	Balance
9 Jun 2020	26 May 2020	Original Activity Statement for the period ending 31 Mar 20		\$0.00	\$604.00 DR
9 Jun 2020	28 Feb 2020	Original Activity Statement for the period ending 31 Dec 19		\$0.00	\$604.00 DR
9 Jun 2020	25 Nov 2019	Original Activity Statement for the period ending 30 Sep 19		\$0.00	\$604.00 DR
9 Jun 2020	26 Aug 2019	Original Activity Statement for the period ending 30 Jun 19 - PAYG Withholding	\$604.00		\$604.00 DR
7 Oct 2019	21 Oct 2019	Original Activity Statement for the period ending 30 Jun 19 - PAYG Instalments	\$706.00		\$0.00
4 Jul 2019	3 Jul 2019	Payment		\$706.00	\$706.00 CR