
Financial statements and reports for the year ended
30 June 2020

Jakins Superannuation Fund

Jakins Superannuation Fund

Reports Index

Trustees Declaration

Statement of Taxable Income

Operating Statement

Detailed Operating Statement

Statement of Financial Position

Detailed Statement of Financial Position

Notes to the Financial Statements

Members Statement

Investment Summary

Investment Performance

Investment Movement

Detailed Schedule of Fund Assets

Jakins Superannuation Fund Trustees Declaration

The trustees have determined that the Fund is not a reporting entity and that these special purpose financial statements should be prepared in accordance with the accounting policies described in Note 1 to the financial statements.

The trustees declare that:

- (i) the financial statements and notes to the financial statements for the year ended 30 June 2020 present fairly, in all material respects, the financial position of the Superannuation Fund at 30 June 2020 and the results of its operations for the year ended on that date in accordance with the accounting policies described in Note 1 to the financial statements;
- (ii) the financial statements and notes to the financial statements have been prepared in accordance with the requirements of the trust deed; and
- (iii) the operation of the superannuation fund has been carried out in accordance with its trust deed and in compliance with the requirements of the Superannuation Industry (Supervision) Act 1993 and associated Regulations during the year ended 30 June 2020.

Specifically, the trustees declare that:

- in accordance with s120 of the Superannuation Industry (Supervision) Act 1993, no individual trustee has been or is a disqualified person;
- the Fund has satisfactory title to all assets, all assets are unencumbered and free from charge as prescribed by s50 of the Superannuation Industry (Supervision) Act 1993 and reg13.14 of the Superannuation Industry (Supervision) Regulations 1994; and
- to the knowledge of the trustees, there have been no events or transactions subsequent to the balance date which could have a material impact on the Fund. Where such events have occurred, the effect of such events has been accounted and noted in the Fund's financial statements.

Signed in accordance with a resolution of the trustees by:

Dianne Jakins

[Dianne Jakins \(Apr 12, 2021 20:03 GMT+8\)](#)

.....
Dianne Jakins

Trustee

K. Jakins

[K. Jakins \(Apr 15, 2021 06:56 GMT+8\)](#)

.....
Kevin Jakins

Trustee

Paul Jakins

[Paul Jakins \(Apr 12, 2021 20:15 GMT+8\)](#)

.....
Paul Jakins

Trustee

30 June 2019

Jakins Superannuation Fund

Statement of Taxable Income

For the year ended 30 June 2020

	2020
	\$
Benefits accrued as a result of operations	12,965.36
Less	
Realised Accounting Capital Gains	(8,050.36)
Accounting Trust Distributions	395.04
	<u>(7,655.32)</u>
Add	
Decrease in MV of investments	9,370.81
Franking Credits	5,157.46
Distributed Foreign income	95.04
	<u>14,623.31</u>
SMSF Annual Return Rounding	(0.99)
	<u>35,243.00</u>
Taxable Income or Loss	<u>35,243.00</u>
Income Tax on Taxable Income or Loss	5,286.45
Less	
Franking Credits	5,157.46
	<u>128.99</u>
CURRENT TAX OR REFUND	<u>128.99</u>
Supervisory Levy	259.00
Income Tax Instalments Paid	(706.00)
AMOUNT DUE OR REFUNDABLE	<u>(318.01)</u>

Jakins Superannuation Fund

Operating Statement

For the year ended 30 June 2020

	Note	2020 \$	2019 \$
Income			
Investment Income			
Trust Distributions	9	395.04	422.46
Dividends Received	8	13,551.61	22,597.50
Interest Received		296.75	470.73
Contribution Income			
Employer Contributions		22,209.31	25,384.74
Proceeds from Insurance Policies		0.00	1,858.69
Transfers In		0.00	12,735.29
Total Income		<u>36,452.71</u>	<u>63,469.41</u>
Expenses			
Accountancy Fees		0.00	1,430.00
Auditor's Remuneration		0.00	330.00
Bank Charges		2.93	0.00
		<u>2.93</u>	<u>1,760.00</u>
Member Payments			
Life Insurance Premiums		6,063.25	5,418.73
Investment Losses			
Changes in Market Values	10	<u>17,421.17</u>	<u>(953.55)</u>
Total Expenses		<u>23,487.35</u>	<u>6,225.18</u>
Benefits accrued as a result of operations before income tax			
		<u>12,965.36</u>	<u>57,244.23</u>
Income Tax Expense	11	128.99	(1,882.82)
Benefits accrued as a result of operations		<u>12,836.37</u>	<u>59,127.05</u>

Jakins Superannuation Fund

Detailed Operating Statement

For the year ended 30 June 2020

	2020	2019
	\$	\$
Income		
Investment Income		
Trust Distributions		
Lendlease Group	395.04	204.96
Shopping Centres Australasia Property Group	0.00	217.50
	<u>395.04</u>	<u>422.46</u>
Dividends Received		
ARB Corporation Limited.	210.00	0.00
Australia And New Zealand Banking Group Limited	0.00	1,600.00
Bank Of Queensland Limited.	0.00	1,650.00
Bega Cheese Limited	210.00	110.00
Bendigo And Adelaide Bank Limited	0.00	525.00
BHP Group Limited	0.00	3,079.00
Bluescope Steel Limited	350.00	230.00
Boral Limited.	270.00	0.00
Brambles Limited	448.80	0.00
Brickworks Limited	618.00	749.00
Cedar Woods Properties Limited	270.00	900.00
Cimic Group Limited	355.00	750.00
Cleanaway Waste Management Limited	156.00	0.00
Coles Group Limited.	300.00	0.00
Data#3 Limited	914.00	1,020.00
Flight Centre Travel Group Limited	0.00	2,090.00
G.u.d. Holdings Limited	465.00	0.00
Greencross Limited	0.00	165.00
Kogan.com Ltd	187.50	0.00
Mcmillan Shakespeare Limited	400.00	940.00
Mcperson's Limited	500.00	0.00
Monadelphous Group Limited	450.00	890.00
National Australia Bank Limited	2,490.00	4,158.00
New Hope Corporation Limited	900.00	0.00
Origin Energy Limited	600.00	200.00
Paragon Care Limited	0.00	200.00
QBE Insurance Group Limited	0.00	220.00
Reliance Worldwide Corporation Limited	125.00	175.00
Resmed Inc	72.31	0.00
Seven Group Holdings Limited	420.00	210.00
Sonic Healthcare Limited	850.00	0.00
Suncorp Group Limited	1,400.00	1,640.00
Tamawood Limited	0.00	825.00
Technology One Limited	0.00	31.50
Washington H Soul Pattinson & Company Limited	590.00	240.00
	<u>13,551.61</u>	<u>22,597.50</u>
Interest Received		
Jakins Superannuation Fund	296.75	470.73
	<u>296.75</u>	<u>470.73</u>
Contribution Income		
Employer Contributions - Concessional		
Kevin Jakins	3,016.25	6,816.25
Paul Jakins	19,193.06	18,568.49
	<u>22,209.31</u>	<u>25,384.74</u>
Proceeds from Insurance Policies		

Jakins Superannuation Fund

Detailed Operating Statement

For the year ended 30 June 2020

	2020	2019
	\$	\$
Jakins, Kevin - Accumulation (Accumulation)	0.00	1,858.69
	<u>0.00</u>	<u>1,858.69</u>
Transfers In		
Jakins, Dianne - Accumulation (Accumulation)	0.00	12,655.19
Jakins, Kevin - Accumulation (Accumulation)	0.00	11.97
Jakins, Paul - Accumulation (Accumulation)	0.00	68.13
	<u>0.00</u>	<u>12,735.29</u>
Total Income	<u>36,452.71</u>	<u>63,469.41</u>
Expenses		
Accountancy Fees	0.00	1,430.00
Auditor's Remuneration	0.00	330.00
Bank Charges	2.93	0.00
	<u>2.93</u>	<u>1,760.00</u>
Member Payments		
Life Insurance Premiums		
Jakins, Kevin - Accumulation (Accumulation)	3,112.89	2,943.71
Jakins, Paul - Accumulation (Accumulation)	2,950.36	2,475.02
	<u>6,063.25</u>	<u>5,418.73</u>
Investment Losses		
Realised Movements in Market Value		
Shares in Listed Companies (Australian)		
Althea Group Holdings Limited	1,194.90	0.00
Appen Limited	(2,469.35)	0.00
ARB Corporation Limited.	659.90	0.00
Australia And New Zealand Banking Group Limited	0.00	2,036.75
Bank Of Queensland Limited.	0.00	6,614.80
Bega Cheese Limited	1,559.90	0.00
Bendigo And Adelaide Bank Limited	0.00	(45.10)
BHP Group Limited	0.00	(4,676.15)
Boral Limited.	19.90	0.00
Brickworks Limited	(2,525.10)	(2,026.53)
Buy and Sell in Same Year	0.00	(12,468.82)
Cedar Woods Properties Limited	(3,525.49)	2,639.90
Cimic Group Limited	2,870.39	(5,639.30)
Clover Corporation Limited	(60.10)	0.00
Data#3 Limited	(7,212.08)	0.00
Flight Centre Travel Group Limited	0.00	6,599.01
G.u.d. Holdings Limited	(15.10)	0.00
Greencross Limited	0.00	2,309.90
Hills Limited	0.00	639.90
Kogan.com Ltd	(4,155.15)	0.00
Mayne Pharma Group Limited	0.00	22,499.75
Mcmillan Shakespeare Limited	149.80	(3,088.64)
Mcperson's Limited	(3,510.10)	0.00
Monadelphous Group Limited	0.00	(2,320.20)
National Australia Bank Limited	8,759.75	4,478.48
New Hope Corporation Limited	6,876.54	0.00
Paragon Care Limited	0.00	3,339.90
QBE Insurance Group Limited	0.00	1,497.30
Quickstep Holdings Limited	0.00	(460.10)

Jakins Superannuation Fund

Detailed Operating Statement

For the year ended 30 June 2020

	2020	2019
	\$	\$
Reliance Worldwide Corporation Limited	318.09	0.00
Resmed Inc	(3,953.19)	0.00
Rpmglobal Holdings Limited	179.90	0.00
Seven Group Holdings Limited	0.00	(3,210.10)
Suncorp Group Limited	3,863.31	(1,431.72)
Tamawood Limited	2,413.29	(960.10)
Technology One Limited	(1,481.20)	0.00
WAM Capital Limited	(440.10)	0.00
Washington H Soul Pattinson & Company Limited	3,751.95	(3,766.83)
Zoono Group Limited	(960.10)	0.00
	<u>2,310.56</u>	<u>12,562.10</u>
Units in Listed Unit Trusts (Australian)		
Lendlease Group	0.00	1,687.85
Shopping Centres Australasia Property Group	0.00	(20.10)
Stockland	3,379.90	0.00
Transurban Group	2,359.90	0.00
	<u>5,739.80</u>	<u>1,667.75</u>
Unrealised Movements in Market Value		
Shares in Listed Companies (Australian)		
Altium Limited	(2,210.05)	0.00
Appen Limited	(5,635.05)	0.00
Australia And New Zealand Banking Group Limited	0.00	(2,797.20)
Bega Cheese Limited	(2,469.95)	2,469.95
Betashares Global Cybersecurity Etf	(70.05)	0.00
Bluescope Steel Limited	900.00	11,704.90
Boral Limited.	240.05	(240.05)
Brambles Limited	2,299.95	(360.05)
Brickworks Limited	4,269.00	(69.05)
Cedar Woods Properties Limited	2,100.06	(2,850.00)
Cimic Group Limited	0.00	(1,001.90)
Cleanaway Waste Management Limited	979.95	0.00
Coles Group Limited.	(440.05)	0.00
Data#3 Limited	(7,417.97)	(5,200.00)
Envirosuite Limited	669.95	0.00
Greencross Limited	0.00	(5,189.95)
Hills Limited	0.00	130.05
Invocare Limited	2,549.95	0.00
Mayne Pharma Group Limited	0.00	(19,989.85)
Mcmillan Shakespeare Limited	(3,789.95)	3,789.95
Mcperson's Limited	55.05	(55.05)
Monadelphous Group Limited	8,029.33	(1,699.90)
National Australia Bank Limited	5,492.20	(4,350.87)
Nearmap Ltd	3,019.95	0.00
New Hope Corporation Limited	20.05	(20.05)
Origin Energy Limited	2,940.00	2,169.95
Paragon Care Limited	0.00	230.05
QBE Insurance Group Limited	0.00	(5,828.40)
Quickstep Holdings Limited	1,451.95	(1,947.96)
Reliance Worldwide Corporation Limited	1,155.77	5,979.95
Resmed Inc	(2,775.05)	0.00
Rpmglobal Holdings Limited	(299.95)	299.95
Seven Group Holdings Limited	799.95	0.00
Sonic Healthcare Limited	(3,852.07)	0.00
Suncorp Group Limited	5,909.90	2,340.12

Jakins Superannuation Fund
Detailed Operating Statement

For the year ended 30 June 2020

	2020	2019
	\$	\$
Tamawood Limited	(119.96)	990.00
Technology One Limited	(589.95)	589.95
Telstra Corporation Limited.	169.95	0.00
Washington H Soul Pattinson & Company Limited	(4,642.15)	4,792.10
	<u>8,740.81</u>	<u>(16,113.36)</u>
Units in Listed Unit Trusts (Australian)		
Lendlease Group	630.00	929.95
	<u>630.00</u>	<u>929.95</u>
Changes in Market Values	<u>17,421.17</u>	<u>(953.55)</u>
Total Expenses	<u>23,487.35</u>	<u>6,225.17</u>
Benefits accrued as a result of operations before income tax	<u>12,965.36</u>	<u>57,244.24</u>
Income Tax Expense		
Income Tax Expense	128.99	(1,882.82)
Total Income Tax	<u>128.99</u>	<u>(1,882.82)</u>
Benefits accrued as a result of operations	<u>12,836.37</u>	<u>59,127.06</u>

Jakins Superannuation Fund

Statement of Financial Position

As at 30 June 2020

	Note	2020 \$	2019 \$
Assets			
Investments			
Shares in Listed Companies (Australian)	2	355,747.94	286,252.00
Units in Listed Unit Trusts (Australian)	3	12,370.00	13,000.00
Total Investments		<u>368,117.94</u>	<u>299,252.00</u>
Other Assets			
Sundry Debtors		0.00	3.00
Jakins Superannuation Fund		169,531.77	225,930.46
Distributions Receivable		0.00	204.96
Income Tax Refundable		3,165.83	2,588.82
Total Other Assets		<u>172,697.60</u>	<u>228,727.24</u>
Total Assets		<u>540,815.54</u>	<u>527,979.24</u>
Less:			
Liabilities			
PAYG Payable		1,310.00	1,310.07
Total Liabilities		<u>1,310.00</u>	<u>1,310.07</u>
Net assets available to pay benefits		<u>539,505.54</u>	<u>526,669.17</u>
Represented by:			
Liability for accrued benefits allocated to members' accounts	5, 6		
Jakins, Paul - Accumulation		279,356.97	266,004.50
Jakins, Dianne - Accumulation		204,422.42	204,763.68
Jakins, Kevin - Accumulation		55,726.15	55,900.99
Total Liability for accrued benefits allocated to members' accounts		<u>539,505.54</u>	<u>526,669.17</u>

Jakins Superannuation Fund

Detailed Statement of Financial Position

As at 30 June 2020

	Note	2020 \$	2019 \$
Assets			
Investments			
Shares in Listed Companies (Australian)	2		
Altium Limited		16,240.00	0.00
Appen Limited		16,960.00	0.00
Bega Cheese Limited		0.00	9,560.00
Betashares Global Cybersecurity Etf		8,230.00	0.00
Bluescope Steel Limited		29,225.00	30,125.00
Boral Limited.		0.00	10,240.00
Brambles Limited		21,740.00	12,880.00
Brickworks Limited		15,830.00	17,919.00
Cedar Woods Properties Limited		0.00	11,400.00
Cleanaway Waste Management Limited		8,800.00	0.00
Coles Group Limited.		17,170.00	0.00
Data#3 Limited		18,160.00	21,200.00
Envirosuite Limited		1,450.00	0.00
Invocare Limited		10,480.00	0.00
Mcmillan Shakespeare Limited		0.00	12,210.00
Mcperson's Limited		0.00	6,025.00
Monadelphous Group Limited		10,820.00	0.00
National Australia Bank Limited		16,398.00	40,080.00
Nearmap Ltd		6,750.00	0.00
New Hope Corporation Limited		0.00	13,550.00
Origin Energy Limited		11,680.00	14,620.00
Quickstep Holdings Limited		7,896.00	3,828.00
Reliance Worldwide Corporation Limited		7,058.94	8,800.00
Resmed Inc		20,655.00	0.00
Rpmglobal Holdings Limited		0.00	7,980.00
Seven Group Holdings Limited		17,180.00	0.00
Sonic Healthcare Limited		45,645.00	0.00
Suncorp Group Limited		18,460.00	26,940.00
Tamawood Limited		0.00	9,025.00
Technology One Limited		0.00	7,880.00
Telstra Corporation Limited.		9,390.00	0.00
Washington H Soul Pattinson & Company Limited		19,530.00	21,990.00
Units in Listed Unit Trusts (Australian)	3		
Lendlease Group		12,370.00	13,000.00
Total Investments		<u>368,117.94</u>	<u>299,252.00</u>
Other Assets			

Jakins Superannuation Fund

Detailed Statement of Financial Position

As at 30 June 2020

	Note	2020	2019
		\$	\$
Other Assets			
Bank Accounts	4		
Jakins Superannuation Fund		169,531.77	225,930.46
Distributions Receivable			
Lendlease Group		0.00	204.96
Sundry Debtors		0.00	3.00
Income Tax Refundable		3,165.83	2,588.82
Total Other Assets		<u>172,697.60</u>	<u>228,727.24</u>
Total Assets		<u>540,815.54</u>	<u>527,979.24</u>
Less:			
Liabilities			
PAYG Payable		1,310.00	1,310.07
Total Liabilities		<u>1,310.00</u>	<u>1,310.07</u>
Net assets available to pay benefits		<u>539,505.54</u>	<u>526,669.17</u>
Represented By :			
Liability for accrued benefits allocated to members' accounts			
	5, 6		
Jakins, Paul - Accumulation		279,356.97	266,004.50
Jakins, Dianne - Accumulation		204,422.42	204,763.68
Jakins, Kevin - Accumulation		55,726.15	55,900.99
Total Liability for accrued benefits allocated to members' accounts		<u>539,505.54</u>	<u>526,669.17</u>

Notes to the Financial Statements

For the year ended 30 June 2020

Note 1: Summary of Significant Accounting Policies

The trustees have prepared the financial statements on the basis that the Superannuation Fund is a non-reporting entity because there are no users dependent on general purpose financial statements. The financial statements are therefore special purpose financial statements that have been prepared in order to meet the requirements of the Superannuation Industry (Supervision) Act 1993 and associated Regulations, the trust deed of the Fund and the needs of members.

The financial statements have been prepared on a cash basis and are based on historical costs, except for investments which have been measured at market value.

The following significant accounting policies, which are consistent with the policies applied in the previous period unless otherwise stated, have been adopted in the preparation of the financial statements.

The financial statements were authorised for issue by the Trustee(s).

a. Measurement of Investments

The Fund initially recognises:

- (i) an investment when it controls the future economic benefits expected to flow from the asset. For financial assets, the trade date is considered to be the date on which control of the future economic benefits attributable to the asset passes to the Fund; and
- (ii) a financial liability on the date it becomes a party to the contractual provisions of the instrument.

Investments of the Fund have been measured at market value, which refers to the amount that a willing buyer could reasonably be expected to pay to acquire an asset from a willing seller if the following assumptions were made:

- that the buyer and the seller deal with each other at arm's length in relation to the sale;
- that the sale occurred after proper marketing of the asset; and
- that the buyer and the seller acted knowledgeably and prudentially in relation to the sale.

Market value has been determined as follows:

- (i) shares and other securities listed on the Australian Securities Exchange by reference to the relevant market quotations at the end of the reporting period;
- (ii) units in managed funds by reference to the unit redemption price at the end of the reporting period;
- (iii) fixed-interest securities by reference to the redemption price at the end of the reporting period;
- (iv) unlisted investments are stated at trustees' assessment based on estimated market value at balance date or where necessary, an external valuer's opinion; and
- (v) investment properties at the trustees' assessment of the market value or where necessary a qualified independent valuer's opinion at the end of reporting period.

Financial liabilities, such as trade creditors and other payables, are measured at the gross value of the outstanding balance at the end of the reporting period. The trustees have determined that the gross values of the Fund's financial liabilities is equivalent to their market values. Any remeasurement changes in the gross values of non-current financial liabilities (including liabilities for members' accrued benefits) are recognised in the operating statement in the periods in which they occur.

b. Cash and Cash Equivalents

Cash and cash equivalents include cash on hand and at call, deposits with banks and short-term, highly liquid investments that are readily convertible to cash and subject to an insignificant risk of change in value.

c. Revenue

Revenue is recognised to the extent that it is probable that the economic benefits will flow to the Fund and the revenue can be reliably measured. Revenue is recognised at the fair value of the consideration received or receivable.

Notes to the Financial Statements

For the year ended 30 June 2020

Interest revenue

Interest revenue is recognised in respect of fixed-interest securities, and cash and cash equivalent balances. Interest revenue is recognised upon receipt.

Dividend revenue

Dividend revenue is recognised when the dividend has been paid or, in the case of dividend reinvestment schemes, when the dividend is credited to the benefit of the fund.

Rental revenue

Rental revenue arising from operating leases on investment properties is recognised upon receipt.

Distribution revenue

Distributions from unit trusts and managed funds are recognised as at the date the unit value is quoted ex-distribution and if not received at the end of the reporting period, are reflected in the statement of financial position as a receivable at market value.

Remeasurement changes in market values

Remeasurement changes in the market values of assets are recognised as income and determined as the difference between the market value at year-end or consideration received (if sold during the year) and the market value as at the prior year-end or cost (if acquired during the period).

Contributions

Contributions and transfers in are recognised when the control and the benefits from the revenue have been attained and are recorded by the Fund, gross of any taxes, in the period to which they relate.

d. Liability for Accrued Benefits

The liability for accrued benefits represents the Fund's present obligation to pay benefits to members and beneficiaries, and has been calculated as the difference between the carrying amount of the assets and the carrying amount of the other payables and income tax liabilities as at the end of the reporting period.

e. Critical Accounting Estimates and Judgements

The preparation of financial statements requires the trustees to make judgements, estimates and assumptions that affect the application of accounting policies and the reported amounts of assets and liabilities, income and expenses. Actual results may differ from these estimates.

Estimates and underlying assumptions are reviewed on an ongoing basis. Revisions to accounting estimates are recognised in the period in which the estimate is revised and in any future period affected.

Note 2: Shares in Listed Companies (Australian)

	2020 \$	2019 \$
Altium Limited	16,240.00	0.00
Appen Limited	16,960.00	0.00
Bega Cheese Limited	0.00	9,560.00
Brickworks Limited	15,830.00	17,919.00
Boral Limited.	0.00	10,240.00
Bluescope Steel Limited	29,225.00	30,125.00

Jakins Superannuation Fund

Notes to the Financial Statements

For the year ended 30 June 2020

Brambles Limited	21,740.00	12,880.00
Coles Group Limited.	17,170.00	0.00
Cedar Woods Properties Limited	0.00	11,400.00
Cleanaway Waste Management Limited	8,800.00	0.00
Data#3 Limited	18,160.00	21,200.00
Envirosuite Limited	1,450.00	0.00
Betashares Global Cybersecurity Etf	8,230.00	0.00
Invocare Limited	10,480.00	0.00
Mcperson's Limited	0.00	6,025.00
Mcmillan Shakespeare Limited	0.00	12,210.00
Monadelphous Group Limited	10,820.00	0.00
National Australia Bank Limited	16,398.00	40,080.00
Nearmap Ltd	6,750.00	0.00
New Hope Corporation Limited	0.00	13,550.00
Origin Energy Limited	11,680.00	14,620.00
Quickstep Holdings Limited	7,896.00	3,828.00
Resmed Inc	20,655.00	0.00
Rpmglobal Holdings Limited	0.00	7,980.00
Reliance Worldwide Corporation Limited	7,058.94	8,800.00
Sonic Healthcare Limited	45,645.00	0.00
Washington H Soul Pattinson & Company Limited	19,530.00	21,990.00
Suncorp Group Limited	18,460.00	26,940.00
Seven Group Holdings Limited	17,180.00	0.00
Telstra Corporation Limited.	9,390.00	0.00
Technology One Limited	0.00	7,880.00
Tamawood Limited	0.00	9,025.00
	355,747.94	286,252.00

Note 3: Units in Listed Unit Trusts (Australian)

	2020	2019
	\$	\$
Lendlease Group	12,370.00	13,000.00
	12,370.00	13,000.00

Notes to the Financial Statements

For the year ended 30 June 2020

Note 4: Banks and Term Deposits

	2020 \$	2019 \$
Banks		
Jakins Superannuation Fund	169,531.77	225,930.46
	169,531.77	225,930.46

Note 5: Liability for Accrued Benefits

	2020 \$	2019 \$
Liability for accrued benefits at beginning of year	526,669.17	482,136.10
Benefits accrued as a result of operations	12,836.37	59,127.05
Current year member movements	0.00	(14,593.98)
Liability for accrued benefits at end of year	539,505.54	526,669.17

Note 6: Vested Benefits

Vested benefits are benefits that are not conditional upon continued membership of the fund (or any factor other than resignation from the plan) and include benefits which members were entitled to receive had they terminated their fund membership as at the end of the reporting period.

	2020 \$	2019 \$
Vested Benefits	539,505.54	526,669.17

Note 7: Guaranteed Benefits

No guarantees have been made in respect of any part of the liability for accrued benefits.

Note 8: Dividends

	2020 \$	2019 \$
ARB Corporation Limited.	210.00	0.00
Australia And New Zealand Banking Group Limited	0.00	1,600.00
BHP Group Limited	0.00	3,079.00
Bank Of Queensland Limited.	0.00	1,650.00
Bega Cheese Limited	210.00	110.00
Bendigo And Adelaide Bank Limited	0.00	525.00
Bluescope Steel Limited	350.00	230.00
Boral Limited.	270.00	0.00
Brambles Limited	448.80	0.00

Jakins Superannuation Fund

Notes to the Financial Statements

For the year ended 30 June 2020

Brickworks Limited	618.00	749.00
Cedar Woods Properties Limited	270.00	900.00
Cimic Group Limited	355.00	750.00
Cleanaway Waste Management Limited	156.00	0.00
Coles Group Limited.	300.00	0.00
Data#3 Limited	914.00	1,020.00
Flight Centre Travel Group Limited	0.00	2,090.00
G.u.d. Holdings Limited	465.00	0.00
Greencross Limited	0.00	165.00
Kogan.com Ltd	187.50	0.00
Mcmillan Shakespeare Limited	400.00	940.00
Mcperson's Limited	500.00	0.00
Monadelphous Group Limited	450.00	890.00
National Australia Bank Limited	2,490.00	4,158.00
New Hope Corporation Limited	900.00	0.00
Origin Energy Limited	600.00	200.00
Paragon Care Limited	0.00	200.00
QBE Insurance Group Limited	0.00	220.00
Reliance Worldwide Corporation Limited	125.00	175.00
Resmed Inc	72.31	0.00
Seven Group Holdings Limited	420.00	210.00
Sonic Healthcare Limited	850.00	0.00
Suncorp Group Limited	1,400.00	1,640.00
Tamawood Limited	0.00	825.00
Technology One Limited	0.00	31.50
Washington H Soul Pattinson & Company Limited	590.00	240.00
	13,551.61	22,597.50

Note 9: Trust Distributions

	2020	2019
	\$	\$
Lendlease Group	395.04	204.96
Shopping Centres Australasia Property Group	0.00	217.50
	395.04	422.46

Note 10: Changes in Market Values

Notes to the Financial Statements

For the year ended 30 June 2020

Unrealised Movements in Market Value

	2020 \$	2019 \$
Shares in Listed Companies (Australian)		
Altium Limited	2,210.05	0.00
Appen Limited	5,635.05	0.00
Australia And New Zealand Banking Group Limited	0.00	2,797.20
Bega Cheese Limited	2,469.95	(2,469.95)
Betashares Global Cybersecurity Etf	70.05	0.00
Bluescope Steel Limited	(900.00)	(11,704.90)
Boral Limited.	(240.05)	240.05
Brambles Limited	(2,299.95)	360.05
Brickworks Limited	(4,269.00)	69.05
Cedar Woods Properties Limited	(2,100.06)	2,850.00
Cimic Group Limited	0.00	1,001.90
Cleanaway Waste Management Limited	(979.95)	0.00
Coles Group Limited.	440.05	0.00
Data#3 Limited	7,417.97	5,200.00
Envirosuite Limited	(669.95)	0.00
Greencross Limited	0.00	5,189.95
Hills Limited	0.00	(130.05)
Invocare Limited	(2,549.95)	0.00
Mayne Pharma Group Limited	0.00	19,989.85
Mcmillan Shakespeare Limited	3,789.95	(3,789.95)
Mcperson's Limited	(55.05)	55.05
Monadelphous Group Limited	(8,029.33)	1,699.90
National Australia Bank Limited	(5,492.20)	4,350.87
Nearmap Ltd	(3,019.95)	0.00
New Hope Corporation Limited	(20.05)	20.05
Origin Energy Limited	(2,940.00)	(2,169.95)
Paragon Care Limited	0.00	(230.05)
QBE Insurance Group Limited	0.00	5,828.40
Quickstep Holdings Limited	(1,451.95)	1,947.96
Reliance Worldwide Corporation Limited	(1,155.77)	(5,979.95)

Jakins Superannuation Fund

Notes to the Financial Statements

For the year ended 30 June 2020

Resmed Inc	2,775.05	0.00
Rpmglobal Holdings Limited	299.95	(299.95)
Seven Group Holdings Limited	(799.95)	0.00
Sonic Healthcare Limited	3,852.07	0.00
Suncorp Group Limited	(5,909.90)	(2,340.12)
Tamawood Limited	119.96	(990.00)
Technology One Limited	589.95	(589.95)
Telstra Corporation Limited.	(169.95)	0.00
Washington H Soul Pattinson & Company Limited	4,642.15	(4,792.10)
	<u>(8,740.81)</u>	<u>16,113.36</u>
Units in Listed Unit Trusts (Australian)		
Lendlease Group	(630.00)	(929.95)
	<u>(630.00)</u>	<u>(929.95)</u>
Total Unrealised Movement	<u>(9,370.81)</u>	<u>15,183.41</u>

Realised Movements in Market Value

	2020	2019
	\$	\$
Shares in Listed Companies (Australian)		
ARB Corporation Limited.	(659.90)	0.00
Althea Group Holdings Limited	(1,194.90)	0.00
Appen Limited	2,469.35	0.00
Australia And New Zealand Banking Group Limited	0.00	(2,036.75)
BHP Group Limited	0.00	4,676.15
Bank Of Queensland Limited.	0.00	(6,614.80)
Bega Cheese Limited	(1,559.90)	0.00
Bendigo And Adelaide Bank Limited	0.00	45.10
Boral Limited.	(19.90)	0.00
Brickworks Limited	2,525.10	2,026.53
Buy and Sell in Same Year	0.00	12,468.82
Cedar Woods Properties Limited	3,525.49	(2,639.90)
Cimic Group Limited	(2,870.39)	5,639.30
Clover Corporation Limited	60.10	0.00

Jakins Superannuation Fund

Notes to the Financial Statements

For the year ended 30 June 2020

Data#3 Limited	7,212.08	0.00
Flight Centre Travel Group Limited	0.00	(6,599.01)
G.u.d. Holdings Limited	15.10	0.00
Greencross Limited	0.00	(2,309.90)
Hills Limited	0.00	(639.90)
Kogan.com Ltd	4,155.15	0.00
Mayne Pharma Group Limited	0.00	(22,499.75)
Mcmillan Shakespeare Limited	(149.80)	3,088.64
Mcperson's Limited	3,510.10	0.00
Monadelphous Group Limited	0.00	2,320.20
National Australia Bank Limited	(8,759.75)	(4,478.48)
New Hope Corporation Limited	(6,876.54)	0.00
Paragon Care Limited	0.00	(3,339.90)
QBE Insurance Group Limited	0.00	(1,497.30)
Quickstep Holdings Limited	0.00	460.10
Reliance Worldwide Corporation Limited	(318.09)	0.00
Resmed Inc	3,953.19	0.00
Rpmglobal Holdings Limited	(179.90)	0.00
Seven Group Holdings Limited	0.00	3,210.10
Suncorp Group Limited	(3,863.31)	1,431.72
Tamawood Limited	(2,413.29)	960.10
Technology One Limited	1,481.20	0.00
WAM Capital Limited	440.10	0.00
Washington H Soul Pattinson & Company Limited	(3,751.95)	3,766.83
Zoono Group Limited	960.10	0.00
	(2,310.56)	(12,562.10)
Units in Listed Unit Trusts (Australian)		
Lendlease Group	0.00	(1,687.85)
Shopping Centres Australasia Property Group	0.00	20.10
Stockland	(3,379.90)	0.00
Transurban Group	(2,359.90)	0.00
	(5,739.80)	(1,667.75)

Jakins Superannuation Fund

Notes to the Financial Statements

For the year ended 30 June 2020

Total Realised Movement	(8,050.36)	(14,229.85)
--------------------------------	------------	-------------

Changes in Market Values	(17,421.17)	953.56
---------------------------------	-------------	--------

Note 11: Income Tax Expense

	2020	2019
	\$	\$
The components of tax expense comprise		
Current Tax	128.99	(1,882.82)
Income Tax Expense	128.99	(1,882.82)

The prima facie tax on benefits accrued before income tax is reconciled to the income tax as follows:

Prima facie tax payable on benefits accrued before income tax at 15%	1,944.80	8,586.63
--	----------	----------

Less:

Tax effect of:

Non Taxable Transfer In	0.00	1,910.29
Increase in MV of Investments	0.00	2,277.51
Realised Accounting Capital Gains	(1,207.55)	(2,134.48)
Accounting Trust Distributions	59.26	63.37
Tax Adjustment – Investment Expenses (11)	0.00	0.00
Other Non-Taxable Income	0.00	278.80

Add:

Tax effect of:

Decrease in MV of Investments	1,405.62	0.00
Franking Credits	773.62	1,427.51
Foreign Credits	0.00	0.03
Taxable Trust Distributions	0.00	15.78
Distributed Foreign Income	14.26	0.14
Rounding	(0.14)	(0.50)
Income Tax on Taxable Income or Loss	5,286.45	7,634.10

Less credits:

Franking Credits	5,157.46	9,516.70
Foreign Credits	0.00	0.22

Notes to the Financial Statements

For the year ended 30 June 2020

Current Tax or Refund

128.99

(1,882.82)

Jakins Superannuation Fund

Members Statement

Paul Douglas Jakins
 9 Hayes Street
 Bunbury, Western Australia, 6230, Australia

Your Details

Date of Birth : 22/11/1961
 Age: 58
 Tax File Number: Provided
 Date Joined Fund: 01/04/2004
 Service Period Start Date: 01/07/2018
 Date Left Fund:
 Member Code: JAKPAU00002A
 Account Start Date: 01/04/2004
 Account Phase: Accumulation Phase
 Account Description: Accumulation

Nominated Beneficiaries N/A
 Vested Benefits 279,356.97
 Total Death Benefit 279,356.97

Your Balance

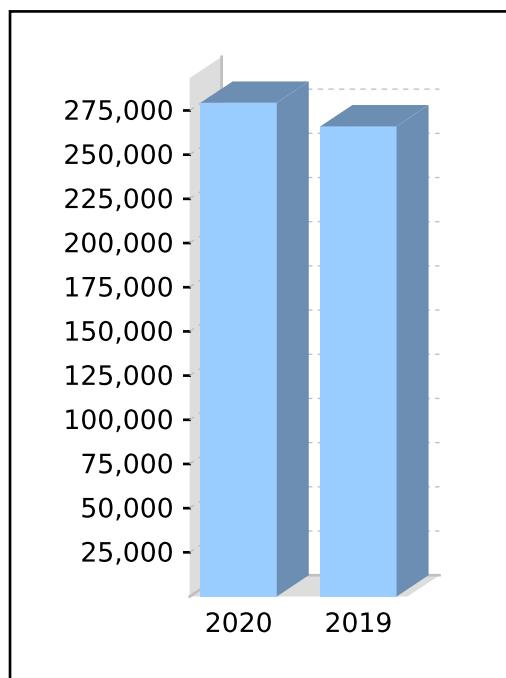
Total Benefits 279,356.97

Preservation Components

Preserved 279,356.97
 Unrestricted Non Preserved
 Restricted Non Preserved

Tax Components

Tax Free
 Taxable 279,356.97
 Investment Earnings Rate 0.00%



Your Detailed Account Summary

	This Year	Last Year
Opening balance at 01/07/2019	266,004.50	247,876.48
<u>Increases to Member account during the period</u>		
Employer Contributions	19,193.06	18,568.49
Personal Contributions (Concessional)		
Personal Contributions (Non Concessional)		
Government Co-Contributions		
Other Contributions		
Proceeds of Insurance Policies		
Transfers In		68.13
Net Earnings	1,010.52	16,055.50
Internal Transfer In		
<u>Decreases to Member account during the period</u>		
Pensions Paid		
Contributions Tax	2,878.95	2,785.27
Income Tax	1,021.80	1,941.81
No TFN Excess Contributions Tax		
Excess Contributions Tax		
Refund Excess Contributions		
Division 293 Tax		
Insurance Policy Premiums Paid	2,950.36	2,475.02
Management Fees		
Member Expenses		
Benefits Paid/Transfers Out		9,362.00
Superannuation Surcharge Tax		
Internal Transfer Out		
Closing balance at 30/06/2020	279,356.97	266,004.50

Jakins Superannuation Fund

Members Statement

Trustee's Disclaimer

This statement has been prepared by the Trustee for the member whose name appears at the top of this statement. Every effort has been made by the Trustee to ensure the accuracy and completeness of this Statement. The Trustee does not accept any liability for any error, omission or misprint. All amounts shown in relation to benefits do not take into account any amounts which may be withheld to satisfy the requirements imposed by the Income Tax Assessment Act 1936.

Signed by all the trustees of the fund

Dianne Jakins

[Dianne Jakins \(Apr 12, 2021 20:03 GMT+8\)](#)

Dianne Elizabeth Jakins
Trustee

K. Jakins

[K. Jakins \(Apr 15, 2021 06:56 GMT+8\)](#)

Kevin Robert Jakins
Trustee

Paul Jakins

[Paul Jakins \(Apr 12, 2021 20:15 GMT+8\)](#)

Paul Douglas Jakins
Trustee

Jakins Superannuation Fund Members Statement

Dianne Elizabeth Jakins
9 Hayes Street
Bunbury, Western Australia, 6230, Australia

Your Details

Date of Birth : 03/01/1961
Age: 59
Tax File Number: Provided
Date Joined Fund: 01/04/2004
Service Period Start Date: 01/07/2018
Date Left Fund:
Member Code: JAKDIA00001A
Account Start Date: 01/04/2004
Account Phase: Accumulation Phase
Account Description: Accumulation

Nominated Beneficiaries N/A
Vested Benefits 204,422.42
Total Death Benefit 204,422.42

Your Balance

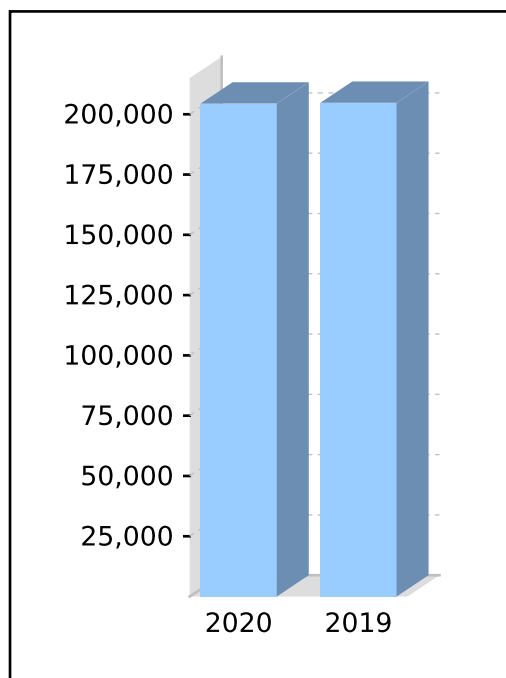
Total Benefits 204,422.42

Preservation Components

Preserved 204,422.42
Unrestricted Non Preserved
Restricted Non Preserved

Tax Components

Tax Free
Taxable 204,422.42
Investment Earnings Rate -0.17%



Your Detailed Account Summary

	This Year	Last Year
Opening balance at 01/07/2019	204,763.68	181,229.74
<u>Increases to Member account during the period</u>		
Employer Contributions		
Personal Contributions (Concessional)		
Personal Contributions (Non Concessional)		
Government Co-Contributions		
Other Contributions		
Proceeds of Insurance Policies		
Transfers In		12,655.19
Net Earnings	759.87	12,709.80
Internal Transfer In		
<u>Decreases to Member account during the period</u>		
Pensions Paid		
Contributions Tax		
Income Tax	1,101.13	1,831.05
No TFN Excess Contributions Tax		
Excess Contributions Tax		
Refund Excess Contributions		
Division 293 Tax		
Insurance Policy Premiums Paid		
Management Fees		
Member Expenses		
Benefits Paid/Transfers Out		
Superannuation Surcharge Tax		
Internal Transfer Out		
Closing balance at 30/06/2020	204,422.42	204,763.68

Jakins Superannuation Fund

Members Statement

Trustee's Disclaimer

This statement has been prepared by the Trustee for the member whose name appears at the top of this statement. Every effort has been made by the Trustee to ensure the accuracy and completeness of this Statement. The Trustee does not accept any liability for any error, omission or misprint. All amounts shown in relation to benefits do not take into account any amounts which may be withheld to satisfy the requirements imposed by the Income Tax Assessment Act 1936.

Signed by all the trustees of the fund

Dianne Jakins

Dianne Jakins (Apr 12, 2021 20:03 GMT+8)

Dianne Elizabeth Jakins
Trustee

K. Jakins

K. Jakins (Apr 15, 2021 06:56 GMT+8)

Kevin Robert Jakins
Trustee

Paul Jakins

Paul Jakins (Apr 12, 2021 20:15 GMT+8)

Paul Douglas Jakins
Trustee

Jakins Superannuation Fund

Members Statement

Kevin Robert Jakins
 9 Hayes Street
 Bunbury, Western Australia, 6230, Australia

Your Details

Date of Birth : 16/09/1986
 Age: 33
 Tax File Number: Provided
 Date Joined Fund: 01/04/2004
 Service Period Start Date: 01/07/2018
 Date Left Fund:
 Member Code: JAKKEV00001A
 Account Start Date: 01/04/2004
 Account Phase: Accumulation Phase
 Account Description: Accumulation

Nominated Beneficiaries N/A
 Vested Benefits 55,726.15
 Total Death Benefit 55,726.15

Your Balance

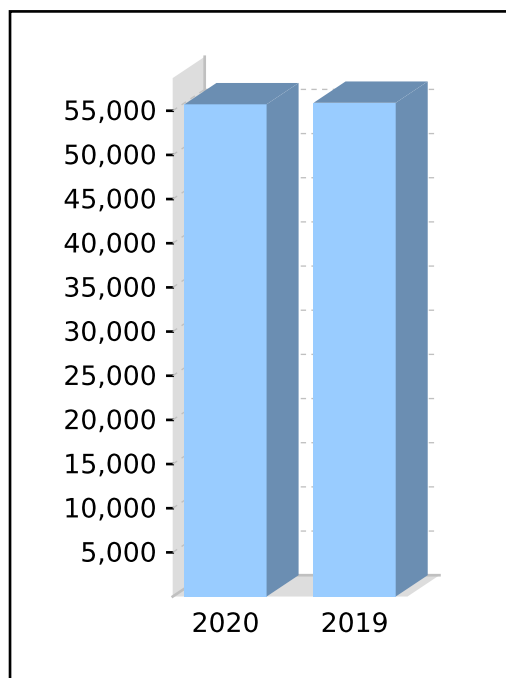
Total Benefits 55,726.15

Preservation Components

Preserved 55,726.15
 Unrestricted Non Preserved
 Restricted Non Preserved

Tax Components

Tax Free
 Taxable 55,726.15
 Investment Earnings Rate 0.67%



Your Detailed Account Summary

	This Year	Last Year
Opening balance at 01/07/2019	55,900.99	53,029.88
<u>Increases to Member account during the period</u>		
Employer Contributions	3,016.25	6,816.25
Personal Contributions (Concessional)		
Personal Contributions (Non Concessional)		
Government Co-Contributions		
Other Contributions		
Proceeds of Insurance Policies		1,858.69
Transfers In		11.97
Net Earnings	206.37	3,435.86
Internal Transfer In		
<u>Decreases to Member account during the period</u>		
Pensions Paid		
Contributions Tax	452.44	1,022.54
Income Tax	(167.87)	53.43
No TFN Excess Contributions Tax		
Excess Contributions Tax		
Refund Excess Contributions		
Division 293 Tax		
Insurance Policy Premiums Paid	3,112.89	2,943.71
Management Fees		
Member Expenses		
Benefits Paid/Transfers Out		5,231.98
Superannuation Surcharge Tax		
Internal Transfer Out		
Closing balance at 30/06/2020	55,726.15	55,900.99

Jakins Superannuation Fund

Members Statement

Trustee's Disclaimer

This statement has been prepared by the Trustee for the member whose name appears at the top of this statement. Every effort has been made by the Trustee to ensure the accuracy and completeness of this Statement. The Trustee does not accept any liability for any error, omission or misprint. All amounts shown in relation to benefits do not take into account any amounts which may be withheld to satisfy the requirements imposed by the Income Tax Assessment Act 1936.

Signed by all the trustees of the fund

Dianne Jakins

[Dianne Jakins \(Apr 12, 2021 20:03 GMT+8\)](#)

Dianne Elizabeth Jakins
Trustee

K. Jakins

[K. Jakins \(Apr 15, 2021 06:56 GMT+8\)](#)

Kevin Robert Jakins
Trustee

Paul Jakins

[Paul Jakins \(Apr 12, 2021 20:15 GMT+8\)](#)

Paul Douglas Jakins
Trustee

Jakins Superannuation Fund

Investment Summary Report

As at 30 June 2020

Investment	Units	Market Price	Market Value	Average Cost	Accounting Cost	Unrealised Gain/(Loss)	Gain/(Loss)%	Portfolio Weight%	
Cash/Bank Accounts									
Jakins Superannuation Fund		169,531.770000	169,531.77	169,531.77	169,531.77			31.53 %	
			169,531.77		169,531.77		0.00 %	31.53 %	
Shares in Listed Companies (Australian)									
ALU.AX	Altium Limited	500.00	32.480000	16,240.00	28.06	14,029.95	2,210.05	15.75 %	3.02 %
APX.AX	Appen Limited	500.00	33.920000	16,960.00	22.65	11,324.95	5,635.05	49.76 %	3.15 %
HACK.AX	Betashares Global Cybersecurity Etf	1,000.00	8.230000	8,230.00	8.16	8,159.95	70.05	0.86 %	1.53 %
BSL.AX	Bluescope Steel Limited	2,500.00	11.690000	29,225.00	16.73	41,829.90	(12,604.90)	(30.13) %	5.44 %
BXB.AX	Brambles Limited	2,000.00	10.870000	21,740.00	11.84	23,679.90	(1,939.90)	(8.19) %	4.04 %
BKW.AX	Brickworks Limited	1,000.00	15.830000	15,830.00	20.03	20,029.95	(4,199.95)	(20.97) %	2.94 %
CWY.AX	Cleanaway Waste Management Limited	4,000.00	2.200000	8,800.00	2.44	9,779.95	(979.95)	(10.02) %	1.64 %
COL.AX	Coles Group Limited.	1,000.00	17.170000	17,170.00	16.73	16,729.95	440.05	2.63 %	3.19 %
DTL.AX	Data#3 Limited	4,000.00	4.540000	18,160.00	1.74	6,971.98	11,188.02	160.47 %	3.38 %
EVS.AX	Envirosuite Limited	10,000.00	0.145000	1,450.00	0.21	2,119.95	(669.95)	(31.60) %	0.27 %
IVC.AX	Invocare Limited	1,000.00	10.480000	10,480.00	13.03	13,029.95	(2,549.95)	(19.57) %	1.95 %
MND.AX	Monadelphous Group Limited	1,000.00	10.820000	10,820.00	18.85	18,849.33	(8,029.33)	(42.60) %	2.01 %
NAB.AX	National Australia Bank Limited	900.00	18.220000	16,398.00	28.73	25,861.00	(9,463.00)	(36.59) %	3.05 %
NEA.AX	Nearmap Ltd	3,000.00	2.250000	6,750.00	3.26	9,769.95	(3,019.95)	(30.91) %	1.26 %
ORG.AX	Origin Energy Limited	2,000.00	5.840000	11,680.00	8.39	16,789.95	(5,109.95)	(30.43) %	2.17 %
QHL.AX	Quickstep Holdings Limited	94,000.00	0.084000	7,896.00	0.22	20,459.79	(12,563.79)	(61.41) %	1.47 %
RWC.AX	Reliance Worldwide Corporation Limited	2,401.00	2.940000	7,058.94	5.91	14,194.66	(7,135.72)	(50.27) %	1.31 %
RMD.AX	Resmed Inc	750.00	27.540000	20,655.00	23.84	17,879.95	2,775.05	15.52 %	3.84 %
SVW.AX	Seven Group Holdings Limited	1,000.00	17.180000	17,180.00	17.98	17,979.95	(799.95)	(4.45) %	3.20 %
SHL.AX	Sonic Healthcare Limited	1,500.00	30.430000	45,645.00	27.86	41,792.93	3,852.07	9.22 %	8.49 %
SUN.AX	Suncorp Group Limited	2,000.00	9.230000	18,460.00	12.63	25,263.26	(6,803.26)	(26.93) %	3.43 %
TLS.AX	Telstra Corporation Limited.	3,000.00	3.130000	9,390.00	3.19	9,559.95	(169.95)	(1.78) %	1.75 %

Jakins Superannuation Fund

Investment Summary Report

As at 30 June 2020

Investment	Units	Market Price	Market Value	Average Cost	Accounting Cost	Unrealised Gain/(Loss)	Gain/(Loss)%	Portfolio Weight%	
SOL.AX	Washington H Soul Pattinson & Company Limited	1,000.00	19.530000	19,530.00	19.68	19,679.95	(149.95)	(0.76) %	3.63 %
			355,747.94			405,767.05	(50,019.11)	(12.33) %	66.17 %
Units in Listed Unit Trusts (Australian)									
LLC.AX	Lendlease Group	1,000.00	12.370000	12,370.00	13.93	13,929.95	(1,559.95)	(11.20) %	2.30 %
			12,370.00			13,929.95	(1,559.95)	(11.20) %	2.30 %
			537,649.71			589,228.77	(51,579.06)	(8.75) %	100.00 %

Jakins Superannuation Fund

Investment Performance

As at 30 June 2020

Investment	Opening Value	Purchases / Additions	Sales / Reductions	Closing Value	Realised Market Gain	Unrealised Market Gain	Net Income	Income and Market Gain	Return %
Bank Accounts									
Jakins Superannuation Fund	225,930.46	0.00	0.00	169,531.77	0.00	0.00	296.75	296.75	0.13 %
	225,930.46	0.00	0.00	169,531.77	0.00	0.00	296.75	296.75	0.13 %
Shares in Listed Companies (Australian)									
AGH.AX	Althea Group Holdings Limited	0.00	2,374.95	2,374.95	0.00	(1,194.90)	0.00	(1,194.90)	0.00 %
ALU.AX	Altium Limited	0.00	14,029.95	0.00	16,240.00	0.00	2,210.05	2,210.05	15.75 %
APX.AX	Appen Limited	0.00	34,404.90	23,079.95	16,960.00	2,469.35	5,635.05	8,104.40	71.56 %
ARB.AX	ARB Corporation Limited.	0.00	18,229.95	18,229.95	0.00	(659.90)	300.00	(359.90)	0.00 %
BGA.AX	Bega Cheese Limited	9,560.00	0.00	12,029.95	0.00	(1,559.90)	300.00	1,210.05	(48.99) %
HACK.AX	Betashares Global Cybersecurity Etf	0.00	8,159.95	0.00	8,230.00	0.00	70.05	70.05	0.86 %
BSL.AX	Bluescope Steel Limited	30,125.00	0.00	29,225.00	0.00	(900.00)	350.00	(550.00)	(1.83) %
BLD.AX	Boral Limited.	10,240.00	0.00	9,999.95	0.00	(19.90)	327.86	67.91	28.29 %
BXB.AX	Brambles Limited	12,880.00	11,279.95	120.00	21,740.00	0.00	(2,299.95)	(1,815.31)	(7.55) %
BKW.AX	Brickworks Limited	17,919.00	20,029.95	17,849.95	15,830.00	2,525.10	882.85	(861.05)	(4.28) %
CWP.AX	Cedar Woods Properties Limited	11,400.00	0.00	9,299.94	0.00	3,525.49	385.71	1,811.14	86.24 %
CIM.AX	Cimic Group Limited	0.00	55,539.81	55,539.81	0.00	(2,870.39)	507.14	(2,363.25)	0.00 %
CWY.AX	Cleanaway Waste Management Limited	0.00	9,779.95	0.00	8,800.00	0.00	(979.95)	(757.09)	(7.74) %
CLV.AX	Clover Corporation Limited	0.00	6,419.95	6,419.95	0.00	60.10	0.00	60.10	0.00 %
COL.AX	Coles Group Limited.	0.00	16,729.95	0.00	17,170.00	0.00	440.05	868.62	5.19 %
DTL.AX	Data#3 Limited	21,200.00	0.00	10,457.97	18,160.00	7,212.08	7,417.97	15,935.77	148.35 %
EVS.AX	Envirosuite Limited	0.00	2,119.95	0.00	1,450.00	0.00	(669.95)	(669.95)	(31.60) %
GUD.AX	G.u.d. Holdings Limited	0.00	15,629.95	15,629.95	0.00	15.10	664.29	679.39	0.00 %
IVC.AX	Invocare Limited	0.00	13,029.95	0.00	10,480.00	0.00	(2,549.95)	(2,549.95)	(19.57) %
KGN.AX	Kogan.com Ltd	0.00	14,814.90	14,814.90	0.00	4,155.15	267.86	4,423.01	0.00 %
MMS.AX	Mcmillan Shakespeare Limited	12,210.00	0.00	15,999.95	0.00	(149.80)	571.43	4,211.58	(111.12) %

Jakins Superannuation Fund

Investment Performance

As at 30 June 2020

Investment	Opening Value	Purchases / Additions	Sales / Reductions	Closing Value	Realised Market Gain	Unrealised Market Gain	Net Income	Income and Market Gain	Return %	
MCP.AX	Mcperson's Limited	6,025.00	0.00	5,969.95	0.00	3,510.10	(55.05)	714.28	4,169.33	7,573.71 %
MND.AX	Monadelphous Group Limited	0.00	18,849.33	0.00	10,820.00	0.00	(8,029.33)	642.86	(7,386.47)	(39.19) %
NAB.AX	National Australia Bank Limited	40,080.00	0.00	18,189.80	16,398.00	(8,759.75)	(5,492.20)	3,557.14	(10,694.81)	(48.86) %
NEA.AX	Nearmap Ltd	0.00	9,769.95	0.00	6,750.00	0.00	(3,019.95)	0.00	(3,019.95)	(30.91) %
NHC.AX	New Hope Corporation Limited	13,550.00	20,696.88	34,226.83	0.00	(6,876.54)	(20.05)	1,285.71	(5,610.88)	(27,984.44) %
ORG.AX	Origin Energy Limited	14,620.00	0.00	0.00	11,680.00	0.00	(2,940.00)	857.14	(2,082.86)	(14.25) %
QHL.AX	Quickstep Holdings Limited	3,828.00	5,519.95	0.00	7,896.00	0.00	(1,451.95)	0.00	(1,451.95)	(15.53) %
RWC.AX	Reliance Worldwide Corporation Limited	8,800.00	0.00	585.29	7,058.94	(318.09)	(1,155.77)	178.57	(1,295.29)	(15.77) %
RMD.AX	Resmed Inc	0.00	38,946.70	21,066.75	20,655.00	3,953.19	2,775.05	72.31	6,800.55	38.03 %
RUL.AX	Rpmglobal Holdings Limited	7,980.00	0.00	8,279.95	0.00	(179.90)	299.95	0.00	120.05	(40.02) %
SVW.AX	Seven Group Holdings Limited	0.00	17,979.95	0.00	17,180.00	0.00	(799.95)	600.00	(199.95)	(1.11) %
SHL.AX	Sonic Healthcare Limited	0.00	41,792.93	0.00	45,645.00	0.00	3,852.07	959.28	4,811.35	11.51 %
SUN.AX	Suncorp Group Limited	26,940.00	26,043.26	28,613.36	18,460.00	(3,863.31)	(5,909.90)	2,000.00	(7,773.21)	(31.90) %
TWD.AX	Tamawood Limited	9,025.00	0.00	9,144.96	0.00	(2,413.29)	119.96	0.00	(2,293.33)	1,911.75 %
TNE.AX	Technology One Limited	7,880.00	7,840.95	16,310.90	0.00	1,481.20	589.95	0.00	2,071.15	(351.07) %
TLS.AX	Telstra Corporation Limited.	0.00	9,559.95	0.00	9,390.00	0.00	(169.95)	0.00	(169.95)	(1.78) %
WAM.AX	WAM Capital Limited	0.00	10,929.95	10,929.95	0.00	440.10	0.00	0.00	440.10	0.00 %
SOL.AX	Washington H Soul Pattinson & Company Limited	21,990.00	40,589.90	47,692.05	19,530.00	(3,751.95)	4,642.15	842.85	1,733.05	11.64 %
ZNO.AX	Zoono Group Limited	0.00	6,519.95	6,519.95	0.00	960.10	0.00	0.00	960.10	0.00 %
		286,252.00	497,613.66	419,376.91	355,747.94	(2,310.56)	(8,740.81)	18,709.07	7,657.70	2.10 %
Units in Listed Unit Trusts (Australian)										
LLC.AX	Lendlease Group	13,000.00	0.00	0.00	12,370.00	0.00	(630.00)	395.04	(234.96)	(1.81) %
SGP.AX	Stockland	0.00	9,359.95	9,359.95	0.00	(3,379.90)	0.00	0.00	(3,379.90)	0.00 %
TCL.AX	Transurban Group	0.00	15,429.95	15,429.95	0.00	(2,359.90)	0.00	0.00	(2,359.90)	0.00 %

Jakins Superannuation Fund
Investment Performance

As at 30 June 2020

Investment	Opening Value	Purchases / Additions	Sales / Reductions	Closing Value	Realised Market Gain	Unrealised Market Gain	Net Income	Income and Market Gain	Return %
	13,000.00	24,789.90	24,789.90	12,370.00	(5,739.80)	(630.00)	395.04	(5,974.76)	(45.96) %
	525,182.46	522,403.56	444,166.81	537,649.71	(8,050.36)	(9,370.81)	19,400.86	1,979.69	0.33 %

Jakins Superannuation Fund

Investment Movement Report

As at 30 June 2020

Investment	Opening Balance		Additions		Disposals			Closing Balance		
	Units	Cost	Units	Cost	Units	Cost	Accounting Profit/(Loss)	Units	Cost	Market Value
Bank Accounts										
Jakins Superannuation Fund		225,930.46		345,689.53		(402,088.22)			169,531.77	169,531.77
		225,930.46		345,689.53		(402,088.22)			169,531.77	169,531.77
Shares in Listed Companies (Australian)										
Althea Group Holdings Limited			3,000.00	2,374.95	(3,000.00)	(2,374.95)	(1,194.90)		0.00	
Altium Limited			500.00	14,029.95				500.00	14,029.95	16,240.00
Appen Limited			1,500.00	34,404.90	(1,000.00)	(23,079.95)	2,469.35	500.00	11,324.95	16,960.00
ARB Corporation Limited.			1,000.00	18,229.95	(1,000.00)	(18,229.95)	(659.90)		0.00	
Bega Cheese Limited	2,000.00	12,029.95			(2,000.00)	(12,029.95)	(1,559.90)		0.00	
Betashares Global Cybersecurity Etf			1,000.00	8,159.95				1,000.00	8,159.95	8,230.00
Bluescope Steel Limited	2,500.00	41,829.90						2,500.00	41,829.90	29,225.00
Boral Limited.	2,000.00	9,999.95			(2,000.00)	(9,999.95)	(19.90)		0.00	
Brambles Limited	1,000.00	12,519.95	1,000.00	11,279.95		(120.00)	0.00	2,000.00	23,679.90	21,740.00
Brickworks Limited										

Jakins Superannuation Fund

Investment Movement Report

As at 30 June 2020

Investment	Opening Balance		Additions		Disposals			Closing Balance		
	Units	Cost	Units	Cost	Units	Cost	Accounting Profit/(Loss)	Units	Cost	Market Value
	1,100.00	17,849.95	1,000.00	20,029.95	(1,100.00)	(17,849.95)	2,525.10	1,000.00	20,029.95	15,830.00
Cedar Woods Properties Limited	2,000.00	9,299.95			(2,000.00)	(9,299.94)	3,525.49		0.01	
Cimic Group Limited			2,000.00	55,539.81	(2,000.00)	(55,539.81)	(2,870.39)		0.00	
Cleanaway Waste Management Limited			4,000.00	9,779.95				4,000.00	9,779.95	8,800.00
Clover Corporation Limited			2,000.00	6,419.95	(2,000.00)	(6,419.95)	60.10		0.00	
Coles Group Limited.			1,000.00	16,729.95				1,000.00	16,729.95	17,170.00
Data#3 Limited	10,000.00	17,429.95			(6,000.00)	(10,457.97)	7,212.08	4,000.00	6,971.98	18,160.00
Envirosuite Limited			10,000.00	2,119.95				10,000.00	2,119.95	1,450.00
G.u.d. Holdings Limited			1,500.00	15,629.95	(1,500.00)	(15,629.95)	15.10		0.00	
Invocare Limited			1,000.00	13,029.95				1,000.00	13,029.95	10,480.00
Kogan.com Ltd			2,500.00	14,814.90	(2,500.00)	(14,814.90)	4,155.15		0.00	
Mcmillan Shakespeare Limited	1,000.00	15,999.95			(1,000.00)	(15,999.95)	(149.80)		0.00	
Mcpherson's Limited										

Jakins Superannuation Fund

Investment Movement Report

As at 30 June 2020

Investment	Opening Balance		Additions		Disposals			Closing Balance		
	Units	Cost	Units	Cost	Units	Cost	Accounting Profit/(Loss)	Units	Cost	Market Value
	5,000.00	5,969.95			(5,000.00)	(5,969.95)	3,510.10		0.00	
Monadelphous Group Limited			1,000.00	18,849.33				1,000.00	18,849.33	10,820.00
National Australia Bank Limited	1,500.00	44,050.80			(600.00)	(18,189.80)	(8,759.75)	900.00	25,861.00	16,398.00
Nearmap Ltd			3,000.00	9,769.95				3,000.00	9,769.95	6,750.00
New Hope Corporation Limited	5,000.00	13,529.95	10,000.00	20,696.88	(15,000.00)	(34,226.83)	(6,876.54)		0.00	
Origin Energy Limited	2,000.00	16,789.95						2,000.00	16,789.95	11,680.00
Quickstep Holdings Limited	44,000.00	14,939.84	50,000.00	5,519.95				94,000.00	20,459.79	7,896.00
Reliance Worldwide Corporation Limited	2,500.00	14,779.95			(99.00)	(585.29)	(318.09)	2,401.00	14,194.66	7,058.94
Resmed Inc			1,750.00	38,946.70	(1,000.00)	(21,066.75)	3,953.19	750.00	17,879.95	20,655.00
Rpmglobal Holdings Limited	14,000.00	8,279.95			(14,000.00)	(8,279.95)	(179.90)		0.00	
Seven Group Holdings Limited			1,000.00	17,979.95				1,000.00	17,979.95	17,180.00
Sonic Healthcare Limited			1,500.00	41,792.93				1,500.00	41,792.93	45,645.00
Suncorp Group Limited										

Jakins Superannuation Fund

Investment Movement Report

As at 30 June 2020

Investment	Opening Balance		Additions		Disposals			Closing Balance		
	Units	Cost	Units	Cost	Units	Cost	Accounting Profit/(Loss)	Units	Cost	Market Value
	2,000.00	27,833.36	2,058.00	26,043.26	(2,058.00)	(28,613.36)	(3,863.31)	2,000.00	25,263.26	18,460.00
Tamawood Limited	2,500.00	9,144.95			(2,500.00)	(9,144.96)	(2,413.29)		(0.01)	
Technology One Limited	1,000.00	8,469.95	1,100.00	7,840.95	(2,100.00)	(16,310.90)	1,481.20		0.00	
Telstra Corporation Limited.			3,000.00	9,559.95				3,000.00	9,559.95	9,390.00
WAM Capital Limited			5,000.00	10,929.95	(5,000.00)	(10,929.95)	440.10		0.00	
Washington H Soul Pattinson & Company Limited	1,000.00	26,782.10	2,000.00	40,589.90	(2,000.00)	(47,692.05)	(3,751.95)	1,000.00	19,679.95	19,530.00
Zoono Group Limited			5,000.00	6,519.95	(5,000.00)	(6,519.95)	960.10		0.00	
		327,530.30		497,613.66		(419,376.91)	(2,310.56)		405,767.05	355,747.94
Units in Listed Unit Trusts (Australian)										
Lendlease Group	1,000.00	13,929.95						1,000.00	13,929.95	12,370.00
Stockland			2,000.00	9,359.95	(2,000.00)	(9,359.95)	(3,379.90)		0.00	
Transurban Group			1,000.00	15,429.95	(1,000.00)	(15,429.95)	(2,359.90)		0.00	
		13,929.95		24,789.90		(24,789.90)	(5,739.80)		13,929.95	12,370.00
		567,390.71		868,093.09		(846,255.03)	(8,050.36)		589,228.77	537,649.71

Jakins Superannuation Fund

Detailed Schedule of Fund Assets

As at 30 June 2020

Transaction Date	Description	Units	Amount \$
Shares in Listed Companies (Australian) (77600)			
<u>Althea Group Holdings Limited (AGH.AX)</u>			
11/09/2019	DIRECT DEBIT COMMONWEALTH SEC COMMSEC	3,000.00	2,374.95
29/11/2019	DIRECT CREDIT COMMONWEALTH SEC COMMSEC	(3,000.00)	(2,374.95)
		0.00	0.00
<u>Altium Limited (ALU.AX)</u>			
13/03/2020	DIRECT DEBIT COMMONWEALTH SEC COMMSEC	500.00	14,029.95
30/06/2020	Revaluation - 30/06/2020 @ \$32.480000 (System Price) - 500.000000 Units on hand		2,210.05
		500.00	16,240.00
<u>Australia And New Zealand Banking Group Limited (ANZ.AX)</u>			
01/07/2017	Shares	1,000.00	31,037.20
30/06/2018	Revaluation - 29/06/2018 @ \$28.240000 (System Price) - 1,000.000000 Units on hand		(2,797.20)
16/08/2018	commsec	(1,000.00)	(31,037.20)
16/08/2018	Unrealised Gain writeback as at 16/08/2018		2,797.20
21/09/2018	commsec	1,200.00	34,120.90
28/09/2018	commsec	(1,200.00)	(34,120.90)
09/11/2018	commsec	1,000.00	26,171.37
13/11/2018	commsec	(1,000.00)	(26,171.37)
		0.00	0.00
<u>Appen Limited (APX.AX)</u>			
06/12/2019	DIRECT DEBIT COMMONWEALTH SEC COMMSEC	1,000.00	23,079.95
30/01/2020	DIRECT CREDIT COMMONWEALTH SEC COMMSEC	(1,000.00)	(23,079.95)
24/04/2020	DIRECT DEBIT COMMONWEALTH SEC COMMSEC	500.00	11,324.95
30/06/2020	Revaluation - 30/06/2020 @ \$33.920000 (System Price) - 500.000000 Units on hand		5,635.05
		500.00	16,960.00
<u>ARB Corporation Limited. (ARB.AX)</u>			
17/07/2019	DIRECT DEBIT COMMONWEALTH SEC COMMSEC	1,000.00	18,229.95
03/03/2020	DIRECT CREDIT COMMONWEALTH SEC COMMSEC	(1,000.00)	(18,229.95)
		0.00	0.00
<u>Bendigo And Adelaide Bank Limited (BEN.AX)</u>			
19/07/2018	commsec	1,500.00	16,874.95
04/09/2018	commsec	(1,500.00)	(16,874.95)
		0.00	0.00
<u>Bega Cheese Limited (BGA.AX)</u>			
05/11/2018	commsec	2,000.00	12,029.95
30/06/2019	Revaluation - 28/06/2019 @ \$4.780000 (System Price) - 2,000.000000 Units on hand		(2,469.95)
20/05/2020	DIRECT CREDIT COMMONWEALTH SEC COMMSEC	(2,000.00)	(12,029.95)
20/05/2020	Unrealised Gain writeback as at 20/05/2020		2,469.95
		0.00	0.00
<u>BHP Group Limited (BHP.AX)</u>			
24/08/2018	commsec	1,000.00	32,639.12
21/09/2018	commsec	(1,000.00)	(32,639.12)
09/11/2018	commsec	1,000.00	33,289.90
24/04/2019	commsec	(1,000.00)	(33,289.90)

Jakins Superannuation Fund

Detailed Schedule of Fund Assets

As at 30 June 2020

Transaction Date	Description	Units	Amount \$
		0.00	0.00
<u>Brickworks Limited (BKW.AX)</u>			
01/08/2018	commsec	319.00	4,942.12
02/08/2018	commsec	412.00	6,408.36
03/08/2018	commsec	769.00	11,942.57
09/11/2018	commsec	(1,500.00)	(23,293.05)
05/02/2019	commsec	1,100.00	17,849.95
30/06/2019	Revaluation - 28/06/2019 @ \$16.290000 (System Price) - 1,100.000000 Units on hand		69.05
08/11/2019	DIRECT CREDIT COMMONWEALTH SEC COMMSEC	(1,100.00)	(17,849.95)
08/11/2019	Unrealised Gain writeback as at 08/11/2019		(69.05)
30/01/2020	DIRECT CREDIT COMMONWEALTH SEC COMMSEC	1,000.00	20,029.95
30/06/2020	Revaluation - 30/06/2020 @ \$15.830000 (System Price) - 1,000.000000 Units on hand		(4,199.95)
		1,000.00	15,830.00
<u>Boral Limited. (BLD.AX)</u>			
09/05/2019	commsec	2,000.00	9,999.95
30/06/2019	Revaluation - 28/06/2019 @ \$5.120000 (System Price) - 2,000.000000 Units on hand		240.05
08/11/2019	DIRECT CREDIT COMMONWEALTH SEC COMMSEC	(2,000.00)	(9,999.95)
08/11/2019	Unrealised Gain writeback as at 08/11/2019		(240.05)
		0.00	0.00
<u>Bank Of Queensland Limited. (BOQ.AX)</u>			
07/09/2018	commsec	1,500.00	17,099.95
25/09/2018	commsec	1,500.00	16,889.95
02/05/2019	commsec	(1,500.00)	(17,099.95)
09/05/2019	commsec	(1,500.00)	(16,889.95)
		0.00	0.00
<u>Bluescope Steel Limited (BSL.AX)</u>			
04/09/2018	commsec	1,000.00	17,349.95
10/10/2018	commsec	1,500.00	24,479.95
30/06/2019	Revaluation - 28/06/2019 @ \$12.050000 (System Price) - 2,500.000000 Units on hand		(11,704.90)
30/06/2020	Revaluation - 30/06/2020 @ \$11.690000 (System Price) - 2,500.000000 Units on hand		(900.00)
		2,500.00	29,225.00
<u>Brambles Limited (BXB.AX)</u>			
22/05/2019	commsec	1,000.00	12,519.95
30/06/2019	Revaluation - 28/06/2019 @ \$12.880000 (System Price) - 1,000.000000 Units on hand		360.05
22/10/2019	BRAMBLES LIMITED S00013729603	0.00	(120.00)
05/06/2020	DIRECT DEBIT COMMONWEALTH SEC COMMSEC	1,000.00	11,279.95
30/06/2020	Revaluation - 30/06/2020 @ \$10.870000 (System Price) - 2,000.000000 Units on hand		(2,299.95)
		2,000.00	21,740.00
<u>Buy and Sell in Same Year (BuyandSell)</u>			
01/07/2017	profit on sale of assets	1.00	0.00
30/06/2018	profit on sale of assets	(1.00)	0.00
09/07/2018	Commsec	173.00	215.87
10/07/2018	Commsec	9,827.00	11,714.08

Jakins Superannuation Fund

Detailed Schedule of Fund Assets

As at 30 June 2020

Transaction Date	Description	Units	Amount \$
10/08/2018	commsec	(10,000.00)	(11,929.95)
16/08/2018	commsec	2,000.00	14,849.95
16/08/2018	commsec	1,000.00	23,409.95
20/08/2018	commsec	1,000.00	26,481.74
20/08/2018	commsec	1,000.00	17,709.95
24/08/2018	commsec	(1,000.00)	(23,409.95)
29/08/2018	commsec (Auto reprocessed due to distribution entered / deleted on 30/06/2019)	(1,000.00)	(17,709.95)
31/08/2018	commsec	5,000.00	8,769.95
04/09/2018	commsec	1,250.00	18,292.45
04/09/2018	commsec	5,000.00	13,708.19
06/09/2018	commsec	1,200.00	13,913.95
13/09/2018	commsec	(1,000.00)	(26,481.74)
02/10/2018	commsec	(1,250.00)	(18,292.45)
10/10/2018	commsec	(1,200.00)	(13,913.95)
29/10/2018	commsec	(5,000.00)	(13,708.19)
05/11/2018	commsec	2,964.00	2,983.95
09/11/2018	commsec	4,575.00	4,575.00
09/11/2018	commsec	(2,000.00)	(14,849.95)
16/11/2018	commsec (Auto reprocessed due to distribution entered / deleted on 30/06/2019)	1,000.00	23,279.95
16/11/2018	commsec (Auto reprocessed due to distribution entered / deleted on 30/06/2019)	2,000.00	14,829.95
16/11/2018	commsec (Auto reprocessed due to distribution entered / deleted on 30/06/2019)	1,000.00	11,902.17
16/11/2018	commsec (Auto reprocessed due to distribution entered / deleted on 30/06/2019)	1,000.00	11,949.95
19/11/2018	commsec	2,461.00	2,461.00
22/11/2018	commsec	1,200.00	27,032.40
26/11/2018	commsec	(2,000.00)	(14,829.95)
04/12/2018	commsec	(10,000.00)	(10,019.95)
07/12/2018	commsec	(1,000.00)	(11,902.17)
12/12/2018	commsec	1,500.00	17,729.95
20/12/2018	commsec	1,000.00	14,419.95
04/01/2019	commsec	1,000.00	15,029.95
15/01/2019	commsec	(5,000.00)	(8,769.95)
15/01/2019	commsec	(1,000.00)	(14,419.95)
17/01/2019	commsec	800.00	16,886.26
22/01/2019	commsec	2,000.00	10,429.95
13/02/2019	commsec	(1,500.00)	(17,729.95)
20/02/2019	commsec	(1,000.00)	(23,279.95)
21/02/2019	commsec	(1,000.00)	(11,949.95)
22/02/2019	commsec	(2,000.00)	(43,918.66)
01/03/2019	commsec	(2,000.00)	(10,429.95)
18/03/2019	commsec	(1,000.00)	(15,029.95)
09/04/2019	commsec	1,000.00	24,529.95
22/05/2019	commsec	5,000.00	18,279.95
13/06/2019	commsec	(1,000.00)	(24,529.95)
20/06/2019	commsec	(5,000.00)	(18,279.95)
		0.00	0.00

Jakins Superannuation Fund

Detailed Schedule of Fund Assets

As at 30 June 2020

Transaction Date	Description	Units	Amount \$
<u>Cimic Group Limited (CIM.AX)</u>			
17/04/2018	shares	1,000.00	43,301.90
30/06/2018	Revaluation - 29/06/2018 @ \$42.300000 (System Price) - 1,000.000000 Units on hand		(1,001.90)
23/07/2018	commsec	(1,000.00)	(43,301.90)
23/07/2018	Unrealised Gain writeback as at 23/07/2018		1,001.90
22/07/2019	DIRECT DEBIT COMMONWEALTH SEC COMMSEC	500.00	18,504.91
14/01/2020	DIRECT DEBIT COMMONWEALTH SEC COMMSEC	500.00	16,504.95
28/01/2020	DIRECT CREDIT COMMONWEALTH SEC COMMSEC	(1,000.00)	(35,009.86)
26/03/2020	DIRECT CREDIT COMMONWEALTH SEC COMMSEC	1,000.00	20,529.95
27/03/2020	To correctly dispose of buy and sell transaction made on the same day.	(1,000.00)	(20,529.95)
		0.00	0.00
<u>Clover Corporation Limited (CLV.AX)</u>			
09/10/2019	DIRECT DEBIT COMMONWEALTH SEC COMMSEC	2,000.00	6,419.95
14/10/2019	DIRECT CREDIT COMMONWEALTH SEC COMMSEC	(2,000.00)	(6,419.95)
		0.00	0.00
<u>Coles Group Limited. (COL.AX)</u>			
20/02/2020	DIRECT DEBIT COMMONWEALTH SEC COMMSEC	1,000.00	16,729.95
30/06/2020	Revaluation - 30/06/2020 @ \$17.170000 (System Price) - 1,000.000000 Units on hand		440.05
		1,000.00	17,170.00
<u>Cedar Woods Properties Limited (CWP.AX)</u>			
08/06/2018	Shares	3,000.00	18,029.95
30/06/2018	Revaluation - 29/06/2018 @ \$5.760000 (System Price) - 3,000.000000 Units on hand		(749.95)
31/10/2018	commsec	(3,000.00)	(18,029.95)
31/10/2018	Unrealised Gain writeback as at 31/10/2018		749.95
24/01/2019	commsec	2,000.00	9,299.95
30/06/2019	Revaluation - 28/06/2019 @ \$5.700000 (System Price) - 2,000.000000 Units on hand		2,100.05
04/10/2019	DIRECT DEBIT COMMONWEALTH SEC COMMSEC	(233.00)	(1,083.44)
04/10/2019	Unrealised Gain writeback as at 04/10/2019		(244.66)
09/10/2019	DIRECT DEBIT COMMONWEALTH SEC COMMSEC	(767.00)	(3,566.53)
09/10/2019	Unrealised Gain writeback as at 09/10/2019		(805.37)
10/03/2020	DIRECT DEBIT COMMONWEALTH SEC COMMSEC	(1,000.00)	(4,649.97)
10/03/2020	Unrealised Gain writeback as at 10/03/2020		(1,050.02)
30/06/2020	Revaluation - 30/06/2020 @ \$0.000000 - 0.000000 Units on hand		(0.01)
		0.00	0.00
<u>Cleanaway Waste Management Limited (CWY.AX)</u>			
02/08/2019	DIRECT DEBIT COMMONWEALTH SEC COMMSEC	4,000.00	9,779.95
30/06/2020	Revaluation - 30/06/2020 @ \$2.200000 (System Price) - 4,000.000000 Units on hand		(979.95)
		4,000.00	8,800.00
<u>Data#3 Limited (DTL.AX)</u>			
05/01/2018	Shares	10,000.00	17,429.95
30/06/2018	Revaluation - 29/06/2018 @ \$1.600000 (System Price) - 10,000.000000 Units on hand		(1,429.95)
30/06/2019	Revaluation - 28/06/2019 @ \$2.120000 (System Price) - 10,000.000000 Units on hand		5,200.00
17/09/2019	DIRECT CREDIT COMMONWEALTH SEC COMMSEC	(6,000.00)	(10,457.97)

Jakins Superannuation Fund

Detailed Schedule of Fund Assets

As at 30 June 2020

Transaction Date	Description	Units	Amount \$
17/09/2019	Unrealised Gain writeback as at 17/09/2019		(2,262.03)
30/06/2020	Revaluation - 30/06/2020 @ \$4.540000 (System Price) - 4,000.000000 Units on hand		9,680.00
		4,000.00	18,160.00
<u>Envirosuite Limited (EVS.AX)</u>			
11/09/2019	DIRECT DEBIT COMMONWEALTH SEC COMMSEC	10,000.00	2,119.95
30/06/2020	Revaluation - 30/06/2020 @ \$0.145000 (System Price) - 10,000.000000 Units on hand		(669.95)
		10,000.00	1,450.00
<u>Flight Centre Travel Group Limited (FLT.AX)</u>			
07/03/2019	commsec	1,000.00	44,553.41
10/05/2019	commsec	(1,000.00)	(44,553.41)
		0.00	0.00
<u>G.u.d. Holdings Limited (GUD.AX)</u>			
11/07/2019	DIRECT DEBIT COMMONWEALTH SEC COMMSEC	1,500.00	15,629.95
04/10/2019	DIRECT DEBIT COMMONWEALTH SEC COMMSEC	(1,500.00)	(15,629.95)
		0.00	0.00
<u>Greencross Limited (GXL.AX)</u>			
18/01/2018	Shares	3,000.00	18,629.95
30/06/2018	Revaluation - 29/06/2018 @ \$4.480000 (System Price) - 3,000.000000 Units on hand		(5,189.95)
05/12/2018	commsec	(3,000.00)	(18,629.95)
05/12/2018	Unrealised Gain writeback as at 05/12/2018		5,189.95
		0.00	0.00
<u>Betashares Global Cybersecurity Etf (HACK.AX)</u>			
10/06/2020	DIRECT DEBIT COMMONWEALTH SEC COMMSEC	1,000.00	8,159.95
30/06/2020	Revaluation - 30/06/2020 @ \$8.230000 (System Price) - 1,000.000000 Units on hand		70.05
		1,000.00	8,230.00
<u>Hills Limited (HIL.AX)</u>			
21/11/2017	Shares	15,000.00	3,319.95
30/06/2018	Revaluation - 29/06/2018 @ \$0.230000 (System Price) - 15,000.000000 Units on hand		130.05
09/11/2018	commsec	(15,000.00)	(3,319.95)
09/11/2018	Unrealised Gain writeback as at 09/11/2018		(130.05)
		0.00	0.00
<u>Invocare Limited (IVC.AX)</u>			
20/02/2020	DIRECT DEBIT COMMONWEALTH SEC COMMSEC	1,000.00	13,029.95
30/06/2020	Revaluation - 30/06/2020 @ \$10.480000 (System Price) - 1,000.000000 Units on hand		(2,549.95)
		1,000.00	10,480.00
<u>Kogan.com Ltd (KGN.AX)</u>			
06/12/2019	DIRECT DEBIT COMMONWEALTH SEC COMMSEC	1,000.00	7,219.95
11/02/2020	DIRECT DEBIT COMMONWEALTH SEC COMMSEC	1,500.00	7,594.95
30/04/2020	DIRECT CREDIT COMMONWEALTH SEC COMMSEC	(2,500.00)	(14,814.90)
		0.00	0.00
<u>Mcperson's Limited (MCP.AX)</u>			
06/05/2019	commsec	5,000.00	5,969.95
30/06/2019	Revaluation - 28/06/2019 @ \$1.205000 (System Price) - 5,000.000000 Units on hand		55.05

Jakins Superannuation Fund

Detailed Schedule of Fund Assets

As at 30 June 2020

Transaction Date	Description	Units	Amount \$
10/03/2020	DIRECT DEBIT COMMONWEALTH SEC COMMSEC	(5,000.00)	(5,969.95)
10/03/2020	Unrealised Gain writeback as at 10/03/2020		(55.05)
		0.00	0.00
<u>Mcmillan Shakespeare Limited (MMS.AX)</u>			
10/08/2018	commsec	1,500.00	23,054.95
18/09/2018	commsec	(1,500.00)	(23,054.95)
13/11/2018	commsec	1,000.00	15,999.95
30/06/2019	Revaluation - 28/06/2019 @ \$12.210000 (System Price) - 1,000.000000 Units on hand		(3,789.95)
11/09/2019	DIRECT DEBIT COMMONWEALTH SEC COMMSEC	(86.00)	(1,376.00)
11/09/2019	Unrealised Gain writeback as at 11/09/2019		325.94
18/09/2019	DIRECT CREDIT COMMONWEALTH SEC COMMSEC	(914.00)	(14,623.95)
18/09/2019	Unrealised Gain writeback as at 18/09/2019		3,464.01
		0.00	0.00
<u>Monadelphous Group Limited (MND.AX)</u>			
17/05/2018	Shares	1,000.00	16,329.95
22/05/2018	shares	1,000.00	15,489.95
30/06/2018	Revaluation - 29/06/2018 @ \$15.060000 (System Price) - 2,000.000000 Units on hand		(1,699.90)
04/10/2018	commsec	(1,000.00)	(16,329.95)
04/10/2018	Unrealised Gain writeback as at 04/10/2018		849.95
10/05/2019	commsec	(1,000.00)	(15,489.95)
10/05/2019	Unrealised Gain writeback as at 10/05/2019		849.95
25/07/2019	DIRECT DEBIT COMMONWEALTH SEC COMMSEC	1,000.00	18,849.33
30/06/2020	Revaluation - 30/06/2020 @ \$10.820000 (System Price) - 1,000.000000 Units on hand		(8,029.33)
		1,000.00	10,820.00
<u>Mayne Pharma Group Limited (MYX.AX)</u>			
01/07/2017	Shares	10,000.00	20,429.95
01/07/2017	shares	10,000.00	13,179.95
21/12/2017	shares	10,000.00	12,479.95
30/06/2018	Revaluation - 29/06/2018 @ \$0.870000 (System Price) - 30,000.000000 Units on hand		(19,989.85)
21/09/2018	commsec	(10,000.00)	(20,429.95)
21/09/2018	Unrealised Gain writeback as at 21/09/2018		6,663.28
15/05/2019	commsec	(20,000.00)	(25,659.90)
15/05/2019	Unrealised Gain writeback as at 15/05/2019		13,326.57
		0.00	0.00
<u>National Australia Bank Limited (NAB.AX)</u>			
02/11/2017	shares	1,500.00	47,847.34
26/03/2018	shares	1,200.00	34,481.33
30/06/2018	Revaluation - 29/06/2018 @ \$27.410000 (System Price) - 2,700.000000 Units on hand		(8,321.67)
16/08/2018	commsec	(1,200.00)	(38,277.87)
16/08/2018	Unrealised Gain writeback as at 16/08/2018		3,698.52
30/06/2019	Revaluation - 28/06/2019 @ \$26.720000 (System Price) - 1,500.000000 Units on hand		652.35
27/05/2020	DIRECT CREDIT COMMONWEALTH SEC COMMSEC	(600.00)	(18,189.80)
27/05/2020	Unrealised Gain writeback as at 27/05/2020		1,588.32
30/06/2020	Revaluation - 30/06/2020 @ \$18.220000 (System Price) - 900.000000 Units on hand		(7,080.52)

Jakins Superannuation Fund

Detailed Schedule of Fund Assets

As at 30 June 2020

Transaction Date	Description	Units	Amount \$
		900.00	16,398.00
<u>Nearmap Ltd (NEA.AX)</u>			
19/07/2019	DIRECT DEBIT COMMONWEALTH SEC COMMSEC	3,000.00	9,769.95
30/06/2020	Revaluation - 30/06/2020 @ \$2.250000 (System Price) - 3,000.000000 Units on hand		(3,019.95)
		3,000.00	6,750.00
<u>New Hope Corporation Limited (NHC.AX)</u>			
02/05/2019	commsec	5,000.00	13,529.95
30/06/2019	Revaluation - 28/06/2019 @ \$2.710000 (System Price) - 5,000.000000 Units on hand		20.05
24/09/2019	DIRECT DEBIT COMMONWEALTH SEC COMMSEC	5,000.00	11,826.93
10/12/2019	DIRECT CREDIT COMMONWEALTH SEC COMMSEC	(5,000.00)	(13,529.95)
10/12/2019	Unrealised Gain writeback as at 10/12/2019		(10.03)
24/02/2020	DIRECT CREDIT COMMONWEALTH SEC COMMSEC [Record sale of NHC 10000]	5,000.00	8,869.95
24/02/2020	DIRECT CREDIT COMMONWEALTH SEC COMMSEC [Record sale of NHC 10000]	(10,000.00)	(20,696.88)
24/02/2020	Unrealised Gain writeback as at 24/02/2020		(5.01)
30/06/2020	Revaluation - 30/06/2020 @ \$0.000000 - 0.000000 Units on hand		(5.01)
		0.00	0.00
<u>Origin Energy Limited (ORG.AX)</u>			
04/10/2018	commsec	2,000.00	16,789.95
30/06/2019	Revaluation - 28/06/2019 @ \$7.310000 (System Price) - 2,000.000000 Units on hand		(2,169.95)
30/06/2020	Revaluation - 30/06/2020 @ \$5.840000 (System Price) - 2,000.000000 Units on hand		(2,940.00)
		2,000.00	11,680.00
<u>Paragon Care Limited (PGC.AX)</u>			
11/01/2018	shares	10,000.00	8,019.95
30/06/2018	Revaluation - 29/06/2018 @ \$0.825000 (System Price) - 10,000.000000 Units on hand		230.05
19/02/2019	commsec	(10,000.00)	(8,019.95)
19/02/2019	Unrealised Gain writeback as at 19/02/2019		(230.05)
		0.00	0.00
<u>QBE Insurance Group Limited (QBE.AX)</u>			
01/07/2017	shares	1,000.00	12,709.95
01/12/2017	shares	3,000.00	32,078.45
30/06/2018	Revaluation - 29/06/2018 @ \$9.740000 (System Price) - 4,000.000000 Units on hand		(5,828.40)
24/08/2018	commsec	(3,000.00)	(34,095.58)
24/08/2018	Unrealised Gain writeback as at 24/08/2018		4,371.30
19/09/2018	commsec	(1,000.00)	(10,692.82)
19/09/2018	Unrealised Gain writeback as at 19/09/2018		1,457.10
		0.00	0.00
<u>Quickstep Holdings Limited (QHL.AX)</u>			
01/07/2017	shares	10,000.00	3,119.95
01/07/2017	shares	4,000.00	2,080.00
01/07/2017	shares	10,000.00	3,619.95
01/07/2017	shares	20,000.00	6,119.95
27/09/2017	shares	100,000.00	8,919.95
30/06/2018	Revaluation - 29/06/2018 @ \$0.075000 (System Price) -		(13,059.80)

Jakins Superannuation Fund

Detailed Schedule of Fund Assets

As at 30 June 2020

Transaction Date	Description	Units	Amount \$
	144,000.000000 Units on hand		
01/08/2018	commsec	(9,349.00)	(833.93)
01/08/2018	Unrealised Gain writeback as at 01/08/2018		847.89
08/08/2018	commsec	(47,934.00)	(4,275.69)
08/08/2018	Unrealised Gain writeback as at 08/08/2018		4,347.28
27/08/2018	commsec	(42,717.00)	(3,810.34)
27/08/2018	Unrealised Gain writeback as at 27/08/2018		3,874.14
30/06/2019	Revaluation - 28/06/2019 @ \$0.087000 (System Price) - 44,000.000000 Units on hand		(7,121.35)
12/09/2019	DIRECT DEBIT COMMONWEALTH SEC COMMSEC	50,000.00	5,519.95
30/06/2020	Revaluation - 30/06/2020 @ \$0.084000 (System Price) - 94,000.000000 Units on hand		(1,451.95)
		94,000.00	7,896.00
<u>Resmed Inc (RMD.AX)</u>			
13/11/2019	DIRECT DEBIT COMMONWEALTH SEC COMMSEC	1,000.00	21,066.75
28/02/2020	DIRECT CREDIT COMMONWEALTH SEC COMMSEC	(1,000.00)	(21,066.75)
04/05/2020	DIRECT DEBIT COMMONWEALTH SEC COMMSEC	750.00	17,879.95
30/06/2020	Revaluation - 30/06/2020 @ \$27.540000 (System Price) - 750.000000 Units on hand		2,775.05
		750.00	20,655.00
<u>Rpmglobal Holdings Limited (RUL.AX)</u>			
22/05/2019	commsec	13,881.00	8,209.74
23/05/2019	commsec	119.00	70.21
30/06/2019	Revaluation - 27/06/2019 @ \$0.570000 (System Price) - 14,000.000000 Units on hand		(299.95)
28/08/2019	DIRECT CREDIT COMMONWEALTH SEC COMMSEC	(14,000.00)	(8,279.95)
28/08/2019	Unrealised Gain writeback as at 28/08/2019		299.95
		0.00	0.00
<u>Reliance Worldwide Corporation Limited (RWC.AX)</u>			
02/08/2018	commsec	2,500.00	14,779.95
30/06/2019	Revaluation - 28/06/2019 @ \$3.520000 (System Price) - 2,500.000000 Units on hand		(5,979.95)
21/04/2020	DIRECT CREDIT COMMONWEALTH SEC COMMSEC	(99.00)	(585.29)
21/04/2020	Unrealised Gain writeback as at 21/04/2020		236.81
30/06/2020	Revaluation - 30/06/2020 @ \$2.940000 (System Price) - 2,401.000000 Units on hand		(1,392.58)
		2,401.00	7,058.94
<u>Sonic Healthcare Limited (SHL.AX)</u>			
25/07/2019	DIRECT DEBIT COMMONWEALTH SEC COMMSEC	1,000.00	27,512.98
16/03/2020	DIRECT DEBIT COMMONWEALTH SEC COMMSEC	500.00	14,279.95
30/06/2020	Revaluation - 30/06/2020 @ \$30.430000 (System Price) - 1,500.000000 Units on hand		3,852.07
		1,500.00	45,645.00
<u>Washington H Soul Pattinson & Company Limited (SOL.AX)</u>			
11/09/2018	commsec	1,200.00	28,594.28
18/10/2018	commsec	(1,200.00)	(28,594.28)
04/04/2019	commsec	1,000.00	26,782.10
30/06/2019	Revaluation - 28/06/2019 @ \$21.990000 (System Price) - 1,000.000000 Units on hand		(4,792.10)
04/10/2019	DIRECT DEBIT COMMONWEALTH SEC COMMSEC	1,000.00	20,909.95
18/11/2019	DIRECT CREDIT COMMONWEALTH SEC COMMSEC	(1,000.00)	(26,782.10)

Jakins Superannuation Fund

Detailed Schedule of Fund Assets

As at 30 June 2020

Transaction Date	Description	Units	Amount \$
18/11/2019	Unrealised Gain writeback as at 18/11/2019		2,396.05
10/03/2020	DIRECT DEBIT COMMONWEALTH SEC COMMSEC	1,000.00	19,679.95
24/03/2020	DIRECT CREDIT COMMONWEALTH SEC COMMSEC	(1,000.00)	(20,909.95)
24/03/2020	Unrealised Gain writeback as at 24/03/2020		1,198.03
30/06/2020	Revaluation - 30/06/2020 @ \$19.530000 (System Price) - 1,000.000000 Units on hand		1,048.07
		1,000.00	19,530.00
<u>Suncorp Group Limited (SUN.AX)</u>			
18/05/2018	shares	2,000.00	27,733.24
30/06/2018	Revaluation - 29/06/2018 @ \$14.590000 (System Price) - 2,000.000000 Units on hand		1,446.76
21/09/2018	commsec	(2,000.00)	(27,733.24)
21/09/2018	Unrealised Gain writeback as at 21/09/2018		(1,446.76)
12/10/2018	commsec	2,000.00	27,833.36
30/06/2019	Revaluation - 28/06/2019 @ \$13.470000 (System Price) - 2,000.000000 Units on hand		(893.36)
01/10/2019	971 for 1000 share consolidation of SUN.AX	(58.00)	0.00
24/10/2019	SUN CAP RETURN [In conjunction with the consolidation, a capital return of 39 cents per ordinary share will be paid on 24 October 2019 to all ordinary shareholders recorded on the register at 7:00pm (AEST) on 1 October 2019.]	0.00	(780.00)
28/10/2019	DIRECT DEBIT COMMONWEALTH SEC COMMSEC	58.00	793.00
12/02/2020	DIRECT DEBIT COMMONWEALTH SEC COMMSEC	2,000.00	25,250.26
12/02/2020	DIRECT DEBIT COMMONWEALTH SEC COMMSEC	(2,000.00)	(27,833.36)
12/02/2020	Unrealised Gain writeback as at 12/02/2020		446.68
30/06/2020	Revaluation - 30/06/2020 @ \$9.230000 (System Price) - 2,000.000000 Units on hand		(6,356.58)
		2,000.00	18,460.00
<u>Seven Group Holdings Limited (SVW.AX)</u>			
07/12/2018	commsec	1,000.00	15,279.95
10/05/2019	commsec	(1,000.00)	(15,279.95)
19/07/2019	DIRECT DEBIT COMMONWEALTH SEC COMMSEC	1,000.00	17,979.95
30/06/2020	Revaluation - 30/06/2020 @ \$17.180000 (System Price) - 1,000.000000 Units on hand		(799.95)
		1,000.00	17,180.00
<u>Telstra Corporation Limited. (TLS.AX)</u>			
26/06/2020	DIRECT DEBIT COMMONWEALTH SEC COMMSEC	3,000.00	9,559.95
30/06/2020	Revaluation - 30/06/2020 @ \$3.130000 (System Price) - 3,000.000000 Units on hand		(169.95)
		3,000.00	9,390.00
<u>Technology One Limited (TNE.AX)</u>			
23/05/2019	commsec	1,000.00	8,469.95
30/06/2019	Revaluation - 28/06/2019 @ \$7.880000 (System Price) - 1,000.000000 Units on hand		(589.95)
17/09/2019	DIRECT CREDIT COMMONWEALTH SEC COMMSEC	1,100.00	7,840.95
20/11/2019	DIRECT CREDIT COMMONWEALTH SEC COMMSEC	(1,100.00)	(9,182.76)
20/11/2019	Unrealised Gain writeback as at 20/11/2019		309.02
29/11/2019	DIRECT CREDIT COMMONWEALTH SEC COMMSEC	(1,000.00)	(7,128.14)
29/11/2019	Unrealised Gain writeback as at 29/11/2019		280.93
		0.00	0.00
<u>Tamawood Limited (TWD.AX)</u>			
01/07/2017	shares	300.00	1,129.95

Jakins Superannuation Fund

Detailed Schedule of Fund Assets

As at 30 June 2020

Transaction Date	Description	Units	Amount \$
01/07/2017	shares	2,700.00	10,000.00
30/06/2018	Revaluation - 29/06/2018 @ \$4.000000 (System Price) - 3,000.000000 Units on hand		870.05
16/11/2018	commsec (Auto reprocessed due to distribution entered / deleted on 30/06/2019)	(3,000.00)	(11,129.95)
16/11/2018	Unrealised Gain writeback as at 16/11/2018		(870.05)
18/12/2018	commsec	2,500.00	9,144.95
30/06/2019	Revaluation - 28/06/2019 @ \$3.610000 (System Price) - 2,500.000000 Units on hand		(119.95)
02/04/2020	DIRECT CREDIT COMMONWEALTH SEC COMMSEC	(90.00)	(329.22)
02/04/2020	Unrealised Gain writeback as at 02/04/2020		4.32
03/04/2020	DIRECT CREDIT COMMONWEALTH SEC COMMSEC	(600.00)	(2,194.79)
03/04/2020	Unrealised Gain writeback as at 03/04/2020		28.79
28/05/2020	DIRECT CREDIT COMMONWEALTH SEC COMMSEC	(1,689.00)	(6,178.33)
28/05/2020	Unrealised Gain writeback as at 28/05/2020		81.03
29/05/2020	DIRECT CREDIT COMMONWEALTH SEC COMMSEC	(121.00)	(442.62)
29/05/2020	Unrealised Gain writeback as at 29/05/2020		5.81
30/06/2020	Revaluation - 30/06/2020 @ \$0.000000 - 0.000000 Units on hand		0.01
		0.00	0.00
<u>WAM Capital Limited (WAM.AX)</u>			
11/07/2019	DIRECT DEBIT COMMONWEALTH SEC COMMSEC	5,000.00	10,929.95
02/10/2019	DIRECT CREDIT COMMONWEALTH SEC COMMSEC	(5,000.00)	(10,929.95)
		0.00	0.00
<u>Zoono Group Limited (ZNO.AX)</u>			
24/03/2020	DIRECT CREDIT COMMONWEALTH SEC COMMSEC	5,000.00	6,519.95
30/03/2020	DIRECT CREDIT COMMONWEALTH SEC COMMSEC	(5,000.00)	(6,519.95)
		0.00	0.00
Units in Listed Unit Trusts (Australian) (78200)			
<u>Lendlease Group (LLC.AX)</u>			
24/08/2018	commsec	1,200.00	24,857.95
29/08/2018	commsec (Auto reprocessed due to distribution entered / deleted on 30/06/2019)	(1,200.00)	(24,857.95)
13/11/2018	commsec	1,000.00	14,209.95
16/11/2018	commsec (Auto reprocessed due to distribution entered / deleted on 30/06/2019)	(1,000.00)	(14,209.95)
15/05/2019	commsec	1,000.00	13,929.95
30/06/2019	Revaluation - 28/06/2019 @ \$13.000000 (System Price) - 1,000.000000 Units on hand		(929.95)
30/06/2020	Revaluation - 30/06/2020 @ \$12.370000 (System Price) - 1,000.000000 Units on hand		(630.00)
		1,000.00	12,370.00
<u>Shopping Centres Australasia Property Group (SCP.AX1)</u>			
16/11/2018	commsec (Auto reprocessed due to distribution entered / deleted on 30/06/2019)	3,000.00	7,819.95
02/01/2019	commsec (Auto reprocessed due to distribution entered / deleted on 29/01/2019)	(3,000.00)	(7,819.95)
		0.00	0.00
<u>Stockland (SGP.AX)</u>			
06/03/2020	DIRECT DEBIT COMMONWEALTH SEC COMMSEC	2,000.00	9,359.95
25/05/2020	DIRECT CREDIT COMMONWEALTH SEC COMMSEC	(2,000.00)	(9,359.95)
		0.00	0.00

Jakins Superannuation Fund
Detailed Schedule of Fund Assets

As at 30 June 2020

Transaction Date	Description	Units	Amount \$
<u>Transurban Group (TCL.AX)</u>			
10/03/2020	DIRECT DEBIT COMMONWEALTH SEC COMMSEC	1,000.00	15,429.95
22/04/2020	DIRECT CREDIT COMMONWEALTH SEC COMMSEC	(1,000.00)	(15,429.95)
		<hr/>	<hr/>
		0.00	0.00