
Financial statements and reports for the year ended
30 June 2021

ELPHS Super Fund

ELPHS Super Fund

Reports Index

Statement of Financial Position

Detailed Operating Statement

Notes to the Financial Statements

Trustees Declaration

Compilation Report

Statement of Taxable Income

SMSF Annual Return

Capital Gains Schedule

Lodgement Declaration

Trustee Minute / Resolution

Members Statement

Members Summary

Investment Summary

ELPHS Super Fund
Statement of Financial Position

As at 30 June 2021

	Note	2021 \$	2020 \$
Assets			
Investments			
Managed Investments (Australian)	2	26,478.90	0.00
Shares in Listed Companies (Australian)	3	1,062,508.82	912,728.63
Stapled Securities	4	49,000.00	0.00
Units in Listed Unit Trusts (Australian)	5	380,683.26	230,808.24
Total Investments		<u>1,518,670.98</u>	<u>1,143,536.87</u>
Other Assets			
Distributions Receivable		8,542.37	3,474.38
Westpac DIY Super Savings 336914		273,561.18	310,220.72
Westpac DIY Super Working 336906		669.39	47.95
Income Tax Refundable		8,830.99	11,260.37
Total Other Assets		<u>291,603.93</u>	<u>325,003.42</u>
Total Assets		<u>1,810,274.91</u>	<u>1,468,540.29</u>
Net assets available to pay benefits		<u>1,810,274.91</u>	<u>1,468,540.29</u>
Represented by:			
Liability for accrued benefits allocated to members' accounts	7, 8		
Sung, Edward - Pension (Pension)		858,205.91	702,910.40
Sung, PO Hing - Accumulation		952,069.00	765,629.89
Total Liability for accrued benefits allocated to members' accounts		<u>1,810,274.91</u>	<u>1,468,540.29</u>

The accompanying notes form part of these financial statements.

ELPHS Super Fund

Detailed Operating Statement

For the year ended 30 June 2021

	2021	2020
	\$	\$
Income		
Investment Income		
Trust Distributions		
BWP Trust	1,372.03	1,188.85
Charter Hall Retail Reit	1,397.00	0.00
GPT Group	1,785.00	0.00
Growthpoint Properties Australia	2,837.90	2,851.22
Hotel Property Investments	1,947.14	1,869.50
Lendlease Group	60.88	114.05
Scentre Group	1,820.00	5,311.00
Shopping Centres Australasia Property Group	1,038.51	1,183.13
Spark Infrastructure Group	3,105.00	2,850.00
Stockland	1,259.53	1,981.68
Vicinity Centres - Ordinary/Units Fully Paid Stapled Securities	3,540.00	2,310.00
	20,162.99	19,659.43
Dividends Received		
AGL Energy Limited.	1,596.00	1,332.00
AMP Limited	630.00	0.00
ASX Limited	1,174.50	1,799.00
Australia And New Zealand Banking Group Limited	2,300.95	6,231.20
Australia And New Zealand Banking Group Limited (CAP NOTE 3-BBSW+4.70% PERP NON-CUM RED T-03-24)	1,661.40	2,072.20
Australian Leaders Fund Limited - Ordinary Fully Paid	837.00	1,350.00
Bank Of Queensland Limited.	1,999.06	1,494.20
Cadence Capital Limited	1,250.12	1,540.24
Coles Group Limited.	585.37	205.02
Commonwealth Bank Of Australia.	2,149.82	4,222.24
Commonwealth Bank Of Australia. (CAP NOTE 3- BBSW+3.70% PERP NON-CUM RED T-04-24)	790.08	980.43
Healius Limited	294.42	385.02
Medibank Private Limited	2,310.50	1,675.50
National Australia Bank Limited	1,764.00	5,650.64
Origin Energy Limited	1,581.75	1,279.50
Pendal Group Limited	740.00	500.00
Perpetual Limited	670.00	1,150.00
Regis Resources Limited	200.00	0.00
Santos Limited	415.36	740.01
Suncorp Group Limited	1,842.00	2,121.28
Tabcorp Holdings Limited	712.50	2,266.00
Telstra Corporation Limited.	2,000.00	2,000.00
The Star Entertainment Group Limited	315.00	300.00
Unibail-rodamco-westfield	0.00	953.35
Wesfarmers Limited	572.79	478.89
Westpac Banking Corporation	4,724.20	3,112.80
	33,116.82	43,839.52
Interest Received		
Westpac DIY Super Savings 336914	140.46	390.03
Westpac DIY Super Working 336906	0.63	2.15
	141.09	392.18
Investment Gains		
Realised Movements in Market Value		
Shares in Listed Companies (Australian)		
Australia And New Zealand Banking Group Limited	(730.54)	(1,201.42)
Australian Leaders Fund Limited - Ordinary Fully Paid	(9,222.39)	0.00

The accompanying notes form part of these financial statements.

ELPHS Super Fund

Detailed Operating Statement

For the year ended 30 June 2021

	2021	2020
	\$	\$
Bank Of Queensland Limited.	(10,275.16)	(3,697.79)
Cadence Capital Limited	(4,151.40)	0.00
Commonwealth Bank Of Australia.	6,347.89	473.32
Healius Limited	3,337.59	0.00
Medibank Private Limited	1,693.13	0.00
National Australia Bank Limited	(4,312.48)	(12,932.29)
Onemarket Limited	0.00	(984.75)
Origin Energy Limited	(7,962.60)	(10.23)
Pendal Group Limited	(199.90)	0.00
Suncorp Group Limited	(10,432.13)	0.00
Tabcorp Holdings Limited	4,452.10	1,100.10
Vicinity Centres	(16,145.01)	(867.43)
Westpac Banking Corporation	(2,595.63)	(986.50)
	<u>(50,196.53)</u>	<u>(19,106.99)</u>
Units in Listed Unit Trusts (Australian)		
BWP Trust	1,411.51	0.00
Charter Hall Retail Reit	2,539.05	0.00
Growthpoint Properties Australia	(2,726.10)	252.94
Hotel Property Investments	0.00	1,383.37
Lendlease Group	2,343.43	6,675.62
Scentre Group	0.00	1,462.70
Shopping Centres Australasia Property Group	1,697.97	3,203.68
Stockland	8,201.75	5,527.92
	<u>13,467.62</u>	<u>18,506.24</u>
Unrealised Movements in Market Value		
Managed Investments (Australian)		
Watermark Absolute Return Fd - B CI	(521.10)	0.00
	<u>(521.10)</u>	<u>0.00</u>
Shares in Listed Companies (Australian)		
AcruX Limited	(2,634.65)	(2,440.00)
AGL Energy Limited.	(18,067.95)	(3,552.00)
AMP Limited	(6,868.95)	(1,669.50)
ASX Limited	(3,835.00)	1,505.00
Australia And New Zealand Banking Group Limited	33,183.24	(34,356.85)
Australia And New Zealand Banking Group Limited (CAP NOTE 3-BBSW+4.70% PERP NON-CUM RED T-03-24)	1,600.00	(2,075.00)
Australian Leaders Fund Limited - Ordinary Fully Paid	12,732.39	(1,080.00)
Bank Of Queensland Limited.	30,903.93	(14,585.47)
Cadence Capital Limited	22,471.92	(5,583.37)
Coles Group Limited.	1,345.93	1,195.66
Commonwealth Bank Of Australia.	22,857.41	(11,358.53)
Commonwealth Bank Of Australia. (CAP NOTE 3- BBSW+3.70% PERP NON-CUM RED T-04-24)	1,098.00	(918.00)
Healius Limited	3,846.70	339.72
Medibank Private Limited	7,025.71	(4,925.66)
National Australia Bank Limited	27,664.93	(11,723.79)
Onemarket Limited	0.00	3,360.75
Origin Energy Limited	2,172.80	(6,643.11)
Pendal Group Limited	11,132.08	(2,360.00)
Perpetual Limited	5,190.00	(6,285.00)
Regis Resources Limited	(4,019.95)	0.00
Santos Limited	8,055.00	(8,010.00)
Suncorp Group Limited	23,640.75	(15,815.85)

The accompanying notes form part of these financial statements.

ELPHS Super Fund

Detailed Operating Statement

For the year ended 30 June 2021

	2021	2020
	\$	\$
Tabcorp Holdings Limited	15,657.25	(9,783.05)
Telstra Corporation Limited.	7,875.00	(9,000.00)
The Star Entertainment Group Limited	2,779.98	(3,840.00)
Vicinity Centres	23,294.12	(26,865.93)
Wesfarmers Limited	4,466.51	2,713.71
Westpac Banking Corporation	44,763.54	(47,958.99)
	<u>278,330.69</u>	<u>(221,715.26)</u>
Stapled Securities		
GPT Group	8,205.17	0.00
	<u>8,205.17</u>	<u>0.00</u>
Units in Listed Unit Trusts (Australian)		
BWP Trust	3,537.45	975.00
Charter Hall Retail Reit	1,895.89	0.00
Growthpoint Properties Australia	16,664.72	(11,720.62)
Hotel Property Investments	3,337.14	(3,240.00)
Lendlease Group	(1,010.00)	(88.05)
Scentre Group	14,820.00	(42,769.28)
Shopping Centres Australasia Property Group	2,942.67	(1,706.72)
Spark Infrastructure Group	2,070.00	(3,429.95)
Stockland	3,868.61	(3,315.38)
Unibail-rodamco-westfield	2,394.40	(9,095.80)
	<u>50,520.88</u>	<u>(74,390.80)</u>
Other Investment Gains/Losses	0.01	(0.01)
Changes in Market Values	<u>299,806.73</u>	<u>(296,706.83)</u>
Total Income	<u>353,227.63</u>	<u>(232,815.70)</u>
Expenses		
Accountancy Fees	1,615.00	1,715.00
ATO Supervisory Levy	259.00	259.00
Auditor's Remuneration	450.00	450.00
	<u>2,324.00</u>	<u>2,424.00</u>
Member Payments		
Pensions Paid		
Sung, Edward Lee Chung - Pension (Pension)	18,000.00	32,000.00
	<u>18,000.00</u>	<u>32,000.00</u>
Total Expenses	<u>20,324.00</u>	<u>34,424.00</u>
Benefits accrued as a result of operations before income tax	<u>332,903.63</u>	<u>(267,239.70)</u>
Income Tax Expense		
Income Tax Expense	(8,830.99)	(11,260.37)
Total Income Tax	<u>(8,830.99)</u>	<u>(11,260.37)</u>
Benefits accrued as a result of operations	<u>341,734.62</u>	<u>(255,979.33)</u>

The accompanying notes form part of these financial statements.

Notes to the Financial Statements

For the year ended 30 June 2021

Note 1: Summary of Significant Accounting Policies

The trustees have prepared the financial statements on the basis that the Superannuation Fund is a non-reporting entity because there are no users dependent on general purpose financial statements. The financial statements are therefore special purpose financial statements that have been prepared in order to meet the requirements of the Superannuation Industry (Supervision) Act 1993 and associated Regulations, the trust deed of the Fund and the needs of members.

The financial statements have been prepared on a cash basis and are based on historical costs, except for investments which have been measured at market value.

The following significant accounting policies, which are consistent with the policies applied in the previous period unless otherwise stated, have been adopted in the preparation of the financial statements.

The financial statements were authorised for issue by the Trustee(s).

a. Measurement of Investments

The Fund initially recognises:

- (i) an investment when it controls the future economic benefits expected to flow from the asset. For financial assets, the trade date is considered to be the date on which control of the future economic benefits attributable to the asset passes to the Fund; and
- (ii) a financial liability on the date it becomes a party to the contractual provisions of the instrument.

Investments of the Fund have been measured at market value, which refers to the amount that a willing buyer could reasonably be expected to pay to acquire an asset from a willing seller if the following assumptions were made:

- that the buyer and the seller deal with each other at arm's length in relation to the sale;
- that the sale occurred after proper marketing of the asset; and
- that the buyer and the seller acted knowledgeably and prudentially in relation to the sale.

Market value has been determined as follows:

- (i) shares and other securities listed on the Australian Securities Exchange by reference to the relevant market quotations at the end of the reporting period;
- (ii) units in managed funds by reference to the unit redemption price at the end of the reporting period;
- (iii) fixed-interest securities by reference to the redemption price at the end of the reporting period;
- (iv) unlisted investments are stated at trustees' assessment based on estimated market value at balance date or where necessary, an external valuer's opinion; and
- (v) investment properties at the trustees' assessment of the market value or where necessary a qualified independent valuer's opinion at the end of reporting period.

Financial liabilities, such as trade creditors and other payables, are measured at the gross value of the outstanding balance at the end of the reporting period. The trustees have determined that the gross values of the Fund's financial liabilities is equivalent to their market values. Any remeasurement changes in the gross values of non-current financial liabilities (including liabilities for members' accrued benefits) are recognised in the operating statement in the periods in which they occur.

b. Cash and Cash Equivalents

Cash and cash equivalents include cash on hand and at call, deposits with banks and short-term, highly liquid investments that are readily convertible to cash and subject to an insignificant risk of change in value.

c. Revenue

Revenue is recognised to the extent that it is probable that the economic benefits will flow to the Fund and the revenue can be reliably measured. Revenue is recognised at the fair value of the consideration received or receivable.

Notes to the Financial Statements

For the year ended 30 June 2021

Interest revenue

Interest revenue is recognised in respect of fixed-interest securities, and cash and cash equivalent balances. Interest revenue is recognised upon receipt.

Dividend revenue

Dividend revenue is recognised when the dividend has been paid or, in the case of dividend reinvestment schemes, when the dividend is credited to the benefit of the fund.

Rental revenue

Rental revenue arising from operating leases on investment properties is recognised upon receipt.

Distribution revenue

Distributions from unit trusts and managed funds are recognised as at the date the unit value is quoted ex-distribution and if not received at the end of the reporting period, are reflected in the statement of financial position as a receivable at market value.

Remeasurement changes in market values

Remeasurement changes in the market values of assets are recognised as income and determined as the difference between the market value at year-end or consideration received (if sold during the year) and the market value as at the prior year-end or cost (if acquired during the period).

Contributions

Contributions and transfers in are recognised when the control and the benefits from the revenue have been attained and are recorded by the Fund, gross of any taxes, in the period to which they relate.

d. Liability for Accrued Benefits

The liability for accrued benefits represents the Fund's present obligation to pay benefits to members and beneficiaries, and has been calculated as the difference between the carrying amount of the assets and the carrying amount of the other payables and income tax liabilities as at the end of the reporting period.

e. Critical Accounting Estimates and Judgements

The preparation of financial statements requires the trustees to make judgements, estimates and assumptions that affect the application of accounting policies and the reported amounts of assets and liabilities, income and expenses. Actual results may differ from these estimates.

Estimates and underlying assumptions are reviewed on an ongoing basis. Revisions to accounting estimates are recognised in the period in which the estimate is revised and in any future period affected.

Note 2: Managed Investments (Australian)

	2021 \$	2020 \$
Watermark Absolute Return Fd - B CI	26,478.90	0.00
	26,478.90	0.00

Note 3: Shares in Listed Companies (Australian)

	2021 \$	2020 \$
Acrux Limited	16,210.35	8,845.00

ELPHS Super Fund

Notes to the Financial Statements

For the year ended 30 June 2021

AGL Energy Limited.	19,680.00	20,460.00
Australian Leaders Fund Limited - Ordinary Fully Paid	0.00	23,490.00
AMP Limited	18,337.50	11,686.50
Australia And New Zealand Banking Group Limited	94,358.80	70,906.56
Australia And New Zealand Banking Group Limited (CAP NOTE 3-BBSW+4.70% PERP NON-CUM RED T-03-24)	53,475.00	51,875.00
ASX Limited	38,855.00	42,690.00
Bank Of Queensland Limited.	71,294.86	46,719.24
Commonwealth Bank Of Australia.	69,909.00	59,631.78
Commonwealth Bank Of Australia. (CAP NOTE 3- BBSW+3.70% PERP NON-CUM RED T-04-24)	31,320.00	30,222.00
Cadence Capital Limited	25,680.00	23,296.13
Coles Group Limited.	25,857.17	5,374.21
Healius Limited	0.00	34,538.20
Medibank Private Limited	47,400.00	46,345.00
National Australia Bank Limited	68,643.96	60,563.28
Origin Energy Limited	27,511.00	29,375.20
Pendal Group Limited	47,892.52	11,940.00
Perpetual Limited	20,025.00	14,835.00
Regis Resources Limited	11,800.00	0.00
The Star Entertainment Group Limited	29,520.00	8,520.00
Santos Limited	31,905.00	23,850.00
Suncorp Group Limited	46,662.00	36,255.44
Tabcorp Holdings Limited	25,900.00	46,644.00
Telstra Corporation Limited.	47,000.00	39,125.00
Vicinity Centres	49,440.00	57,200.00
Westpac Banking Corporation	125,333.36	94,309.30
Wesfarmers Limited	18,498.30	14,031.79
	1,062,508.82	912,728.63

Note 4: Stapled Securities

	2021	2020
	\$	\$
GPT Group	49,000.00	0.00

Notes to the Financial Statements

For the year ended 30 June 2021

	49,000.00	0.00
Note 5: Units in Listed Unit Trusts (Australian)		
	2021	2020
	\$	\$
BWP Trust	36,107.76	24,895.00
Charter Hall Retail Reit	41,800.00	0.00
Growthpoint Properties Australia	62,271.00	41,852.80
Hotel Property Investments	42,497.18	17,400.00
Lendlease Group	17,190.00	0.00
Scentre Group	71,240.00	56,420.00
Shopping Centres Australasia Property Group	25,200.00	14,093.70
Stockland	24,334.52	20,568.34
Spark Infrastructure Group	51,750.00	49,680.00
Unibail-rodamco-westfield	8,292.80	5,898.40
	<u>380,683.26</u>	<u>230,808.24</u>
Note 6: Banks and Term Deposits		
	2021	2020
	\$	\$
Banks		
Westpac DIY Super Savings 336914	273,561.18	310,220.72
Westpac DIY Super Working 336906	669.39	47.95
	<u>274,230.57</u>	<u>310,268.67</u>
Note 7: Liability for Accrued Benefits		
	2021	2020
	\$	\$
Liability for accrued benefits at beginning of year	1,468,540.29	1,724,519.62
Benefits accrued as a result of operations	341,734.62	(255,979.33)
Current year member movements	0.00	0.00
	<u>1,810,274.91</u>	<u>1,468,540.29</u>
Note 8: Vested Benefits		

ELPHS Super Fund**Notes to the Financial Statements**

For the year ended 30 June 2021

Vested benefits are benefits that are not conditional upon continued membership of the fund (or any factor other than resignation from the plan) and include benefits which members were entitled to receive had they terminated their fund membership as at the end of the reporting period.

	2021 \$	2020 \$
Vested Benefits	1,810,274.91	1,468,540.29

Note 9: Guaranteed Benefits

No guarantees have been made in respect of any part of the liability for accrued benefits.

Note 10: Dividends

	2021 \$	2020 \$
AGL Energy Limited.	1,596.00	1,332.00
AMP Limited	630.00	0.00
ASX Limited	1,174.50	1,799.00
Australia And New Zealand Banking Group Limited	2,300.95	6,231.20
Australia And New Zealand Banking Group Limited (CAP NOTE 3-BBSW+4.70% PERP NON-CUM RED T-03-24)	1,661.40	2,072.20
Australian Leaders Fund Limited - Ordinary Fully Paid	837.00	1,350.00
Bank Of Queensland Limited.	1,999.06	1,494.20
Cadence Capital Limited	1,250.12	1,540.24
Coles Group Limited.	585.37	205.02
Commonwealth Bank Of Australia.	2,149.82	4,222.24
Commonwealth Bank Of Australia. (CAP NOTE 3- BBSW+3.70% PERP NON-CUM RED T-04-24)	790.08	980.43
Healius Limited	294.42	385.02
Medibank Private Limited	2,310.50	1,675.50
National Australia Bank Limited	1,764.00	5,650.64
Origin Energy Limited	1,581.75	1,279.50
Pendal Group Limited	740.00	500.00
Perpetual Limited	670.00	1,150.00
Regis Resources Limited	200.00	0.00
Santos Limited	415.36	740.01
Suncorp Group Limited	1,842.00	2,121.28
Tabcorp Holdings Limited	712.50	2,266.00
Telstra Corporation Limited.	2,000.00	2,000.00
The Star Entertainment Group Limited	315.00	300.00
Unibail-rodamco-westfield	0.00	953.35
Wesfarmers Limited	572.79	478.89

ELPHS Super Fund

Notes to the Financial Statements

For the year ended 30 June 2021

Westpac Banking Corporation	4,724.20	3,112.80
	<hr/>	<hr/>
	33,116.82	43,839.52
	<hr/>	<hr/>

Note 11: Trust Distributions

	2021 \$	2020 \$
Scentre Group	1,820.00	5,311.00
Stockland	1,259.53	1,981.68
Lendlease Group	60.88	114.05
GPT Group	1,785.00	0.00
Spark Infrastructure Group	3,105.00	2,850.00
Charter Hall Retail Reit	1,397.00	0.00
Vicinity Centres - Ordinary/Units Fully Paid Stapled Securities	3,540.00	2,310.00
Shopping Centres Australasia Property Group	1,038.51	1,183.13
BWP Trust	1,372.03	1,188.85
Growthpoint Properties Australia	2,837.90	2,851.22
Hotel Property Investments	1,947.14	1,869.50
	<hr/>	<hr/>
	20,162.99	19,659.43
	<hr/>	<hr/>

Note 12: Changes in Market Values

Unrealised Movements in Market Value

	2021 \$	2020 \$
Managed Investments (Australian)		
Watermark Absolute Return Fd - B CI	(521.10)	0.00
	<hr/>	<hr/>
	(521.10)	0.00
	<hr/>	<hr/>
Shares in Listed Companies (Australian)		
AGL Energy Limited.	(18,067.95)	(3,552.00)
AMP Limited	(6,868.95)	(1,669.50)
ASX Limited	(3,835.00)	1,505.00
Acrux Limited	(2,634.65)	(2,440.00)
Australia And New Zealand Banking Group Limited	33,183.24	(34,356.85)
Australia And New Zealand Banking Group Limited (CAP NOTE 3-BBSW+4.70% PERP NON-CUM RED T-03-24)	1,600.00	(2,075.00)
Australian Leaders Fund Limited - Ordinary Fully	12,732.39	(1,080.00)

Notes to the Financial Statements

For the year ended 30 June 2021

Paid		
Bank Of Queensland Limited.	30,903.93	(14,585.47)
Cadence Capital Limited	22,471.92	(5,583.37)
Coles Group Limited.	1,345.93	1,195.66
Commonwealth Bank Of Australia.	22,857.41	(11,358.53)
Commonwealth Bank Of Australia. (CAP NOTE 3-BBSW+3.70% PERP NON-CUM RED T-04-24)	1,098.00	(918.00)
Healius Limited	3,846.70	339.72
Medibank Private Limited	7,025.71	(4,925.66)
National Australia Bank Limited	27,664.93	(11,723.79)
Onemarket Limited	0.00	3,360.75
Origin Energy Limited	2,172.80	(6,643.11)
Pendal Group Limited	11,132.08	(2,360.00)
Perpetual Limited	5,190.00	(6,285.00)
Regis Resources Limited	(4,019.95)	0.00
Santos Limited	8,055.00	(8,010.00)
Suncorp Group Limited	23,640.75	(15,815.85)
Tabcorp Holdings Limited	15,657.25	(9,783.05)
Telstra Corporation Limited.	7,875.00	(9,000.00)
The Star Entertainment Group Limited	2,779.98	(3,840.00)
Vicinity Centres	23,294.12	(26,865.93)
Wesfarmers Limited	4,466.51	2,713.71
Westpac Banking Corporation	44,763.54	(47,958.99)
	278,330.69	(221,715.26)
Stapled Securities		
GPT Group	8,205.17	0.00
	8,205.17	0.00
Units in Listed Unit Trusts (Australian)		
BWP Trust	3,537.45	975.00
Charter Hall Retail Reit	1,895.89	0.00
Growthpoint Properties Australia	16,664.72	(11,720.62)
Hotel Property Investments	3,337.14	(3,240.00)
Lendlease Group	(1,010.00)	(88.05)
Scentre Group	14,820.00	(42,769.28)

Notes to the Financial Statements

For the year ended 30 June 2021

Shopping Centres Australasia Property Group	2,942.67	(1,706.72)
Spark Infrastructure Group	2,070.00	(3,429.95)
Stockland	3,868.61	(3,315.38)
Unibail-rodamco-westfield	2,394.40	(9,095.80)
	50,520.88	(74,390.80)
Total Unrealised Movement	336,535.64	(296,106.06)

Realised Movements in Market Value

	2021	2020
	\$	\$
Shares in Listed Companies (Australian)		
Australia And New Zealand Banking Group Limited	(730.54)	(1,201.42)
Australian Leaders Fund Limited - Ordinary Fully Paid	(9,222.39)	0.00
Bank Of Queensland Limited.	(10,275.16)	(3,697.79)
Cadence Capital Limited	(4,151.40)	0.00
Commonwealth Bank Of Australia.	6,347.89	473.32
Healius Limited	3,337.59	0.00
Medibank Private Limited	1,693.13	0.00
National Australia Bank Limited	(4,312.48)	(12,932.29)
Onemarket Limited	0.00	(984.75)
Origin Energy Limited	(7,962.60)	(10.23)
Pendal Group Limited	(199.90)	0.00
Suncorp Group Limited	(10,432.13)	0.00
Tabcorp Holdings Limited	4,452.10	1,100.10
Vicinity Centres	(16,145.01)	(867.43)
Westpac Banking Corporation	(2,595.63)	(986.50)
	(50,196.53)	(19,106.99)
Units in Listed Unit Trusts (Australian)		
BWP Trust	1,411.51	0.00
Charter Hall Retail Reit	2,539.05	0.00
Growthpoint Properties Australia	(2,726.10)	252.94
Hotel Property Investments	0.00	1,383.37
Lendlease Group	2,343.43	6,675.62

Notes to the Financial Statements

For the year ended 30 June 2021

Scentre Group	0.00	1,462.70
Shopping Centres Australasia Property Group	1,697.97	3,203.68
Stockland	8,201.75	5,527.92
	13,467.62	18,506.24
Total Realised Movement	(36,728.92)	(600.76)
Changes in Market Values	299,806.72	(296,706.82)

Note 13: Income Tax Expense

	2021	2020
	\$	\$
The components of tax expense comprise		
Current Tax	(8,830.99)	(11,260.37)
Income Tax Expense	(8,830.99)	(11,260.37)

The prima facie tax on benefits accrued before income tax is reconciled to the income tax as follows:

Prima facie tax payable on benefits accrued before income tax at 15%	49,935.54	(40,085.96)
Less:		
Tax effect of:		
Increase in MV of Investments	50,480.35	0.00
Exempt Pension Income	4,186.95	5,873.40
Realised Accounting Capital Gains	(5,509.34)	(90.12)
Accounting Trust Distributions	3,024.45	2,948.91
Add:		
Tax effect of:		
Decrease in MV of Investments	0.00	44,415.91
SMSF Non-Deductible Expenses	147.30	156.15
Pension Payments	2,700.00	4,800.00
Franking Credits	1,985.86	2,577.15
Foreign Credits	0.64	58.61
Net Capital Gains	0.00	741.60
Taxable Trust Distributions	1,799.01	2,191.25
Distributed Foreign Income	24.38	0.87

Notes to the Financial Statements

For the year ended 30 June 2021

Rounding	(0.02)	(0.09)
Income Tax on Taxable Income or Loss	4,410.30	6,123.30
Less credits:		
Franking Credits	13,239.06	17,180.99
Foreign Credits	2.23	202.68
Current Tax or Refund	<u>(8,830.99)</u>	<u>(11,260.37)</u>

Note 14: Subsequent Event - COVID-19

The Coronavirus (Covid-19) pandemic is expected to cause material decline in the market value of the fund investments. The trustees are aware of the uncertainty surrounding the global markets during this time and the effects it will have on the value of the fund investments after the reporting date.

ELPHS Super Fund Trustees Declaration

The trustees have determined that the Fund is not a reporting entity and that these special purpose financial statements should be prepared in accordance with the accounting policies described in Note 1 to the financial statements.

The trustees declare that:

- (i) the financial statements and notes to the financial statements for the year ended 30 June 2021 present fairly, in all material respects, the financial position of the Superannuation Fund at 30 June 2021 and the results of its operations for the year ended on that date in accordance with the accounting policies described in Note 1 to the financial statements;
- (ii) the financial statements and notes to the financial statements have been prepared in accordance with the requirements of the trust deed; and
- (iii) the operation of the superannuation fund has been carried out in accordance with its trust deed and in compliance with the requirements of the Superannuation Industry (Supervision) Act 1993 and associated Regulations during the year ended 30 June 2021.

Specifically, the trustees declare that:

- in accordance with s120 of the Superannuation Industry (Supervision) Act 1993, no individual trustee has been or is a disqualified person;
- the Fund has satisfactory title to all assets, all assets are unencumbered and free from charge as prescribed by s50 of the Superannuation Industry (Supervision) Act 1993 and reg13.14 of the Superannuation Industry (Supervision) Regulations 1994; and
- to the knowledge of the trustees, there have been no events or transactions subsequent to the balance date which could have a material impact on the Fund. Where such events have occurred, the effect of such events has been accounted and noted in the Fund's financial statements.

Signed in accordance with a resolution of the trustees by:

Edward lee chung sung

.....
Edward Sung

Trustee

po hing sung

.....
PO Hing Sung

Trustee

Dated this day of

ELPHS Super Fund

Compilation Report

We have compiled the accompanying special purpose financial statements of the ELPHS Super Fund which comprise the statement of financial position as at 30/06/2021 the operating statement for the year then ended, a summary of significant accounting policies and other explanatory notes. The specific purpose for which the special purpose financial statements have been prepared is set out in Note 1 to the financial statements.

The Responsibility of the Trustee(s)

The Trustee(s) of ELPHS Super Fund are solely responsible for the information contained in the special purpose financial statements, the reliability, accuracy and completeness of the information and for the determination that the financial reporting framework used is appropriate to meet their needs and for the purpose that the financial statements were prepared.

Our Responsibility

On the basis of information provided by the Trustee(s), we have compiled the accompanying special purpose financial statements in accordance with the financial reporting framework as described in Note 1 to the financial statements and APES 315: Compilation of Financial Information.

We have applied our expertise in accounting and financial reporting to compile these financial statements in accordance with the financial reporting framework described in Note 1 to the financial statements. We have complied with the relevant ethical requirements of APES 110: Code of Ethics for Professional Accountants.

Assurance Disclaimer

Since a compilation engagement is not an assurance engagement, we are not required to verify the reliability, accuracy or completeness of the information provided to us by management to compile these financial statements. Accordingly, we do not express an audit opinion or a review conclusion on these financial statements.

The special purpose financial statements were compiled exclusively for the benefit of the trustees who are responsible for the reliability, accuracy and completeness of the information used to compile them. We do not accept responsibility for the contents of the special purpose financial statements.

Superhelp Australia Pty Limited

of

PO BOX 1906, Macquarie Centre, New South Wales 2113

Signed: Sang A. Lee

Dated: / /

ELPHS Super Fund

Statement of Taxable Income

For the year ended 30 June 2021

	2021
	\$
Benefits accrued as a result of operations	332,903.63
Less	
Increase in MV of investments	336,535.64
Exempt current pension income	27,913.00
Realised Accounting Capital Gains	(36,728.91)
Accounting Trust Distributions	20,162.99
	<hr/> 347,882.72
Add	
SMSF non deductible expenses	982.00
Pension Payments	18,000.00
Franking Credits	13,239.06
Foreign Credits	4.26
Taxable Trust Distributions	11,993.37
Distributed Foreign income	162.55
	<hr/> 44,381.24
SMSF Annual Return Rounding	(0.15)
	<hr/> 29,402.00
Taxable Income or Loss	<hr/> 29,402.00
Income Tax on Taxable Income or Loss	4,410.30
Less	
Franking Credits	13,239.06
Foreign Credits	2.23
	<hr/>
CURRENT TAX OR REFUND	<hr/> (8,830.99)
Supervisory Levy	259.00
	<hr/>
AMOUNT DUE OR REFUNDABLE	<hr/> (8,571.99)

* Distribution tax components review process has not been completed for the financial year.

Self-managed superannuation fund annual return **2021**

Who should complete this annual return?

Only self-managed superannuation funds (SMSFs) can complete this annual return. All other funds must complete the *Fund income tax return 2021* (NAT 71287).

- ❗ The *Self-managed superannuation fund annual return instructions 2021* (NAT 71606) (the instructions) can assist you to complete this annual return.
- ➡ The SMSF annual return cannot be used to notify us of a change in fund membership. You must update fund details via ABR.gov.au or complete the Change of details for superannuation entities form (NAT 3036).

To complete this annual return

- Print clearly, using a BLACK pen only.
- Use BLOCK LETTERS and print one character per box.

S	M	I	T	#		S	T				
---	---	---	---	---	--	---	---	--	--	--	--
- Place in ALL applicable boxes.

- ➡ Postal address for annual returns:

Australian Taxation Office
GPO Box 9845
 [insert the name and postcode
 of your capital city]

For example;

Australian Taxation Office
GPO Box 9845
SYDNEY NSW 2001

Section A: Fund information

1 Tax file number (TFN)

- ➡ To assist processing, write the fund's TFN at the top of pages 3, 5, 7 and 9.

- ❗ The ATO is authorised by law to request your TFN. You are not obliged to quote your TFN but not quoting it could increase the chance of delay or error in processing your annual return. See the Privacy note in the Declaration.

2 Name of self-managed superannuation fund (SMSF)

ELPHS Super Fund

3 Australian business number (ABN) (if applicable)

4 Current postal address

PO Box 1906

Suburb/town

Macquarie Centre

State/territory

NSW

Postcode

2113

5 Annual return status

Is this an amendment to the SMSF's 2021 return?

A No Yes

Is this the first required return for a newly registered SMSF?

B No Yes

Tax File Number **6 SMSF auditor**

Auditor's name

Title: Mr Mrs Miss Ms Other

Family name

First given name

Other given names

SMSF Auditor Number

Auditor's phone number

Postal address

Suburb/town

State/territory

Postcode

Date audit was completed **A** / / Was Part A of the audit report qualified? **B** No Yes Was Part B of the audit report qualified? **C** No Yes If Part B of the audit report was qualified, have the reported issues been rectified? **D** No Yes **7 Electronic funds transfer (EFT)**

We need your self-managed super fund's financial institution details to pay any super payments and tax refunds owing to you.

A Fund's financial institution account details

This account is used for super contributions and rollovers. Do not provide a tax agent account here.

Fund BSB number Fund account number

Fund account name

I would like my tax refunds made to this account. Go to C.**B Financial institution account details for tax refunds**

This account is used for tax refunds. You can provide a tax agent account here.

BSB number Account number

Account name

C Electronic service address alias

Provide the electronic service address alias (ESA) issued by your SMSF messaging provider. (For example, SMSFdataESAAlias). See instructions for more information.

Tax File Number

- 8 Status of SMSF** Australian superannuation fund **A** No Yes Fund benefit structure **B** Code
- Does the fund trust deed allow acceptance of the Government's Super Co-contribution and Low Income Super Amounts? **C** No Yes

9 Was the fund wound up during the income year?

No Yes If yes, provide the date on which the fund was wound up Day / Month / Year Have all tax lodgment and payment obligations been met? No Yes

10 Exempt current pension income

Did the fund pay retirement phase superannuation income stream benefits to one or more members in the income year?

To claim a tax exemption for current pension income, you must pay at least the minimum benefit payment under the law. Record exempt current pension income at Label **A**.

No Go to Section B: Income.

Yes Exempt current pension income amount **A** \$

Which method did you use to calculate your exempt current pension income?

Segregated assets method **B**

Unsegregated assets method **C** Was an actuarial certificate obtained? **D** Yes

Did the fund have any other income that was assessable?

E Yes Go to Section B: Income.

No Choosing 'No' means that you do not have any assessable income, including no-TFN quoted contributions. Go to Section C: Deductions and non-deductible expenses. (Do **not** complete Section B: Income.)

If you are entitled to claim any tax offsets, you can list these at Section D: Income tax calculation statement.

Tax File Number Provided

Section B: Income

Do not complete this section if all superannuation interests in the SMSF were supporting superannuation income streams in the retirement phase for the **entire year**, there was **no** other income that was assessable, and you **have not** realised a deferred notional gain. If you are entitled to claim any tax offsets, you can record these at Section D: Income tax calculation statement.

11 Income

Did you have a capital gains tax (CGT) event during the year? **G** No Yes

If the total capital loss or total capital gain is greater than \$10,000 or you elected to use the transitional CGT relief in 2017 and the deferred notional gain has been realised, complete and attach a *Capital gains tax (CGT) schedule 2021*.

Have you applied an exemption or rollover? **M** No Yes Code

Net capital gain **A** \$

Gross rent and other leasing and hiring income **B** \$

Gross interest **C** \$

Forestry managed investment scheme income **X** \$

D1 \$ <input type="text" value="166"/>	Gross foreign income	Net foreign income D \$ <input type="text" value="166"/>	Loss <input type="checkbox"/>
---	----------------------	---	----------------------------------

Australian franking credits from a New Zealand company **E** \$

Transfers from foreign funds **F** \$ Number

Gross payments where ABN not quoted **H** \$

Gross distribution from partnerships **I** \$ Loss

Calculation of assessable contributions

Assessable employer contributions

R1 \$

plus Assessable personal contributions

R2 \$

plus ****No-TFN-quoted contributions**

R3 \$

(an amount must be included even if it is zero)

less Transfer of liability to life insurance company or PST

R6 \$

*Unfranked dividend amount **J** \$

*Franked dividend amount **K** \$

*Dividend franking credit **L** \$

*Gross trust distributions **M** \$ Code

Assessable contributions
R \$
(R1 plus R2 plus R3 less R6)

Calculation of non-arm's length income

*Net non-arm's length private company dividends

U1 \$

plus *Net non-arm's length trust distributions

U2 \$

plus *Net other non-arm's length income

U3 \$

*Other income **S** \$ Code

*Assessable income due to changed tax status of fund **T** \$

Net non-arm's length income
U \$
(subject to 45% tax rate) (U1 plus U2 plus U3)

#This is a mandatory label.

*If an amount is entered at this label, check the instructions to ensure the correct tax treatment has been applied.

GROSS INCOME **W** \$ Loss
(Sum of labels A to U)

Exempt current pension income **Y** \$

TOTAL ASSESSABLE INCOME **V** \$ Loss
(W less Y)

Tax File Number Provided

Section C: Deductions and non-deductible expenses

12 Deductions and non-deductible expenses

– Under 'Deductions' list all expenses and allowances you are entitled to claim a deduction for. Under 'Non-deductible expenses', list all other expenses or normally allowable deductions that you cannot claim as a deduction (for example, all expenses related to exempt current pension income should be recorded in the 'Non-deductible expenses' column).

	DEDUCTIONS		NON-DEDUCTIBLE EXPENSES
Interest expenses within Australia	A1 \$ <input style="width: 150px;" type="text"/>		A2 \$ <input style="width: 150px;" type="text"/>
Interest expenses overseas	B1 \$ <input style="width: 150px;" type="text"/>		B2 \$ <input style="width: 150px;" type="text"/>
Capital works expenditure	D1 \$ <input style="width: 150px;" type="text"/>		D2 \$ <input style="width: 150px;" type="text"/>
Decline in value of depreciating assets	E1 \$ <input style="width: 150px;" type="text"/>		E2 \$ <input style="width: 150px;" type="text"/>
Insurance premiums – members	F1 \$ <input style="width: 150px;" type="text"/>		F2 \$ <input style="width: 150px;" type="text"/>
SMSF auditor fee	H1 \$ <input style="width: 150px;" type="text" value="235"/>		H2 \$ <input style="width: 150px;" type="text" value="214"/>
Investment expenses	I1 \$ <input style="width: 150px;" type="text"/>		I2 \$ <input style="width: 150px;" type="text"/>
Management and administration expenses	J1 \$ <input style="width: 150px;" type="text" value="1,105"/>		J2 \$ <input style="width: 150px;" type="text" value="768"/>
Forestry managed investment scheme expense	U1 \$ <input style="width: 150px;" type="text"/>		U2 \$ <input style="width: 150px;" type="text"/>
Other amounts	L1 \$ <input style="width: 150px;" type="text"/>	<input style="width: 20px; height: 15px;" type="text" value="Code"/>	L2 \$ <input style="width: 150px;" type="text"/>
			<input style="width: 20px; height: 15px;" type="text" value="Code"/>
Tax losses deducted	M1 \$ <input style="width: 150px;" type="text"/>		

TOTAL DEDUCTIONS
N \$ <input style="width: 100px;" type="text" value="1,340"/>
(Total A1 to M1)

TOTAL NON-DEDUCTIBLE EXPENSES
Y \$ <input style="width: 100px;" type="text" value="982"/>
(Total A2 to L2)

#TAXABLE INCOME OR LOSS	Loss
O \$ <input style="width: 100px;" type="text" value="29,402"/>	<input style="width: 20px; height: 15px;" type="text"/>
(TOTAL ASSESSABLE INCOME <i>less</i> TOTAL DEDUCTIONS)	

TOTAL SMSF EXPENSES
Z \$ <input style="width: 100px;" type="text" value="2,322"/>
(N plus Y)

#This is a mandatory label.

Tax File Number **Section D: Income tax calculation statement****#Important:**

Section B label **R3**, Section C label **O** and Section D labels **A, T1, J, T5** and **I** are mandatory. If you leave these labels blank, you will have specified a zero amount.

13 Calculation statement

Please refer to the *Self-managed superannuation fund annual return instructions 2021* on how to complete the calculation statement.

#Taxable income	A \$	<input type="text" value="29,402"/>
		<i>(an amount must be included even if it is zero)</i>
#Tax on taxable income	T1 \$	<input type="text" value="4,410.30"/>
		<i>(an amount must be included even if it is zero)</i>
#Tax on no-TFN-quoted contributions	J \$	<input type="text" value="0.00"/>
		<i>(an amount must be included even if it is zero)</i>

Gross tax **B \$**
(T1 plus J)

Foreign income tax offset	C1 \$	<input type="text" value="2.23"/>	
Rebates and tax offsets	C2 \$	<input type="text"/>	
			Non-refundable non-carry forward tax offsets
			C \$ <input type="text" value="2.23"/>
			<i>(C1 plus C2)</i>

SUBTOTAL 1

T2 \$
(B less C – cannot be less than zero)

Early stage venture capital limited partnership tax offset	D1 \$	<input type="text" value="0.00"/>	
Early stage venture capital limited partnership tax offset carried forward from previous year	D2 \$	<input type="text" value="0.00"/>	
Early stage investor tax offset	D3 \$	<input type="text" value="0.00"/>	
Early stage investor tax offset carried forward from previous year	D4 \$	<input type="text" value="0.00"/>	
			Non-refundable carry forward tax offsets
			D \$ <input type="text" value="0.00"/>
			<i>(D1 plus D2 plus D3 plus D4)</i>
			SUBTOTAL 2
			T3 \$ <input type="text" value="4,408.07"/>
			<i>(T2 less D – cannot be less than zero)</i>

Complying fund's franking credits tax offset	E1 \$	<input type="text" value="13,239.06"/>	
No-TFN tax offset	E2 \$	<input type="text"/>	
National rental affordability scheme tax offset	E3 \$	<input type="text"/>	
Exploration credit tax offset	E4 \$	<input type="text" value="0.00"/>	
			Refundable tax offsets
			E \$ <input type="text" value="13,239.06"/>
			<i>(E1 plus E2 plus E3 plus E4)</i>

#TAX PAYABLE T5 \$
(T3 less E – cannot be less than zero)

Section 102AAM interest charge

G \$

Tax File Number

Provided

H1	Credit for interest on early payments – amount of interest	\$	
H2	Credit for tax withheld – foreign resident withholding (excluding capital gains)	\$	
H3	Credit for tax withheld – where ABN or TFN not quoted (non-individual)	\$	
H5	Credit for TFN amounts withheld from payments from closely held trusts	\$	0.00
H6	Credit for interest on no-TFN tax offset	\$	
H8	Credit for foreign resident capital gains withholding amounts	\$	0.00
Eligible credits		H	\$
		<i>(H1 plus H2 plus H3 plus H5 plus H6 plus H8)</i>	

#Tax offset refunds (Remainder of refundable tax offsets)	I	\$	8,830.99
	<i>(unused amount from label E – an amount must be included even if it is zero)</i>		

PAYG instalments raised

K \$

Supervisory levy

L \$ 259.00

Supervisory levy adjustment for wound up funds

M \$

Supervisory levy adjustment for new funds

N \$

AMOUNT DUE OR REFUNDABLE A positive amount at S is what you owe, while a negative amount is refundable to you.	S	\$	-8,571.99
	<i>(T5 plus G less H less I less K plus L less M plus N)</i>		

#This is a mandatory label.

Section E: Losses**14 Losses**

! If total loss is greater than \$100,000, complete and attach a *Losses schedule 2021*.

Tax losses carried forward to later income years	U	\$	
Net capital losses carried forward to later income years	V	\$	32,817

Tax File Number

Section F: Member information

MEMBER 1

Title: Mr Mrs Miss Ms Other

Family name

First given name Other given names

Member's TFN Date of birth

Contributions

OPENING ACCOUNT BALANCE \$

i Refer to instructions for completing these labels.

Employer contributions

A \$

ABN of principal employer

A1

Personal contributions

B \$

CGT small business retirement exemption

C \$

CGT small business 15-year exemption amount

D \$

Personal injury election

E \$

Spouse and child contributions

F \$

Other third party contributions

G \$

Proceeds from primary residence disposal

H \$

Receipt date Day Month Year

H1 / /

Assessable foreign superannuation fund amount

I \$

Non-assessable foreign superannuation fund amount

J \$

Transfer from reserve: assessable amount

K \$

Transfer from reserve: non-assessable amount

L \$

Contributions from non-complying funds and previously non-complying funds

T \$

Any other contributions (including Super Co-contributions and Low Income Super Amounts)

M \$

TOTAL CONTRIBUTIONS N \$ (Sum of labels **A** to **M**)

Other transactions

Allocated earnings or losses **O** \$ Loss

Accumulation phase account balance **S1** \$

Inward rollovers and transfers **P** \$

Retirement phase account balance - Non CDBIS **S2** \$

Outward rollovers and transfers **Q** \$

Retirement phase account balance - CDBIS **S3** \$

Lump Sum payments **R1** \$

Income stream payments **R2** \$ Code Code

TRIS Count

CLOSING ACCOUNT BALANCE S \$ (**S1** plus **S2** plus **S3**)

Accumulation phase value **X1** \$

Retirement phase value **X2** \$

Outstanding limited recourse borrowing arrangement amount **Y** \$

Tax File Number

MEMBER 2

Title: Mr Mrs Miss Ms Other

Family name

First given name Other given names

Member's TFN See the Privacy note in the Declaration. Date of birth

Contributions

OPENING ACCOUNT BALANCE \$

i Refer to instructions for completing these labels.

Employer contributions

A \$

ABN of principal employer

A1

Personal contributions

B \$

CGT small business retirement exemption

C \$

CGT small business 15-year exemption amount

D \$

Personal injury election

E \$

Spouse and child contributions

F \$

Other third party contributions

G \$

Proceeds from primary residence disposal

H \$

Receipt date

H1 / /

Assessable foreign superannuation fund amount

I \$

Non-assessable foreign superannuation fund amount

J \$

Transfer from reserve: assessable amount

K \$

Transfer from reserve: non-assessable amount

L \$

Contributions from non-complying funds and previously non-complying funds

T \$

Any other contributions (including Super Co-contributions and Low Income Super Amounts)

M \$

TOTAL CONTRIBUTIONS N \$

(Sum of labels **A** to **M**)

Other transactions

Allocated earnings or losses

O \$ Loss

Inward rollovers and transfers

P \$

Outward rollovers and transfers

Q \$

Lump Sum payments

R1 \$ Code

Income stream payments

R2 \$ Code

Accumulation phase account balance

S1 \$

Retirement phase account balance - Non CDBIS

S2 \$

Retirement phase account balance - CDBIS

S3 \$

TRIS Count

CLOSING ACCOUNT BALANCE S \$

(**S1** plus **S2** plus **S3**)

Accumulation phase value **X1** \$

Retirement phase value **X2** \$

Outstanding limited recourse borrowing arrangement amount **Y** \$

Tax File Number **Section H: Assets and liabilities****15 ASSETS****15a Australian managed investments**

Listed trusts **A** \$

Unlisted trusts **B** \$

Insurance policy **C** \$

Other managed investments **D** \$

15b Australian direct investments

Limited recourse borrowing arrangements	Cash and term deposits E \$ <input type="text" value="274,230"/>
Australian residential real property	Debt securities F \$ <input type="text"/>
J1 \$ <input type="text"/>	Loans G \$ <input type="text"/>
Australian non-residential real property	Listed shares H \$ <input type="text" value="1,013,068"/>
J2 \$ <input type="text"/>	Unlisted shares I \$ <input type="text"/>
Overseas real property	Limited recourse borrowing arrangements J \$ <input type="text"/>
J3 \$ <input type="text"/>	Non-residential real property K \$ <input type="text"/>
Australian shares	Residential real property L \$ <input type="text"/>
J4 \$ <input type="text"/>	Collectables and personal use assets M \$ <input type="text"/>
Overseas shares	Other assets O \$ <input type="text" value="17,373"/>
J5 \$ <input type="text"/>	
Other	
J6 \$ <input type="text"/>	
Property count	
J7 <input type="text"/>	

15c Other investmentsCrypto-Currency **N** \$ **15d Overseas direct investments**

Overseas shares **P** \$

Overseas non-residential real property **Q** \$

Overseas residential real property **R** \$

Overseas managed investments **S** \$

Other overseas assets **T** \$

TOTAL AUSTRALIAN AND OVERSEAS ASSETS U \$

(Sum of labels **A** to **T**)

15e In-house assets

Did the fund have a loan to, lease to or investment in, related parties (known as in-house assets) at the end of the income year?

A No Yes \$

Tax File Number **15f Limited recourse borrowing arrangements**

If the fund had an LRBA were the LRBA borrowings from a licensed financial institution? **A** No Yes

Did the members or related parties of the fund use personal guarantees or other security for the LRBA? **B** No Yes

16 LIABILITIES

Borrowings for limited recourse borrowing arrangements	V1 \$ <input type="text"/>	
Permissible temporary borrowings	V2 \$ <input type="text"/>	
Other borrowings	V3 \$ <input type="text"/>	
	Borrowings	V \$ <input type="text"/>
Total member closing account balances (total of all CLOSING ACCOUNT BALANCES from Sections F and G)	W \$	<input type="text" value="1,810,272"/>
	Reserve accounts	X \$ <input type="text"/>
	Other liabilities	Y \$ <input type="text"/>
	TOTAL LIABILITIES Z \$	<input type="text" value="1,810,272"/>

Section I: Taxation of financial arrangements**17 Taxation of financial arrangements (TOFA)**Total TOFA gains **H** \$ Total TOFA losses **I** \$ **Section J: Other information****Family trust election status**

If the trust or fund has made, or is making, a family trust election, write the four-digit **income year specified** of the election (for example, for the 2020–21 income year, write **2021**). **A**

If revoking or varying a family trust election, print **R** for revoke or print **V** for variation, and complete and attach the *Family trust election, revocation or variation 2021*. **B**

Interposed entity election status

If the trust or fund has an existing election, write the earliest income year specified. If the trust or fund is making one or more elections this year, write the earliest income year being specified and complete an *Interposed entity election or revocation 2021* for each election. **C**

If revoking an interposed entity election, print **R**, and complete and attach the *Interposed entity election or revocation 2021*. **D**

Tax File Number **Section K: Declarations**

Penalties may be imposed for false or misleading information in addition to penalties relating to any tax shortfalls.

Important

Before making this declaration check to ensure that all income has been disclosed and the annual return, all attached schedules and any additional documents are true and correct in every detail. If you leave labels blank, you will have specified a zero amount or the label was not applicable to you. If you are in doubt about any aspect of the annual return, place all the facts before the ATO.

Privacy

The ATO is authorised by the *Taxation Administration Act 1953* to request the provision of tax file numbers (TFNs). We will use the TFN to identify the entity in our records. It is not an offence not to provide the TFN. However if you do not provide the TFN, the processing of this form may be delayed.

Taxation law authorises the ATO to collect information and disclose it to other government agencies. For information about your privacy go to ato.gov.au/privacy

TRUSTEE'S OR DIRECTOR'S DECLARATION:

I declare that, the current trustees and directors have authorised this annual return and it is documented as such in the SMSF's records. I have received a copy of the audit report and are aware of any matters raised therein. The information on this annual return, including any attached schedules and additional documentation is true and correct.

Authorised trustee's, director's or public officer's signature

Edward lee chung sung

Date / /

Preferred trustee or director contact details:

Title: Mr Mrs Miss Ms Other

Family name

Sung

First given name

Edward

Other given names

Lee Chung

Phone number

Email address

el-phs@hotmail.com

Non-individual trustee name (if applicable)

ABN of non-individual trustee

Time taken to prepare and complete this annual return Hrs

The Commissioner of Taxation, as Registrar of the Australian Business Register, may use the ABN and business details which you provide on this annual return to maintain the integrity of the register. For further information, refer to the instructions.

TAX AGENT'S DECLARATION:

I declare that the *Self-managed superannuation fund annual return 2021* has been prepared in accordance with information provided by the trustees, that the trustees have given me a declaration stating that the information provided to me is true and correct, and that the trustees have authorised me to lodge this annual return.

Tax agent's signature

Sandra Lee

Date / /

Tax agent's contact details

Title: Mr Mrs Miss Ms Other

Family name

Manager

First given name

Office

Other given names

Tax agent's practice

Superhelp Australia Pty Ltd

Tax agent's phone number

1300 736453

Reference number

ELPHS001

Tax agent number

72357001

Capital gains tax (CGT) schedule

202%

When completing this form

- Print clearly, using a black or dark blue pen only.
- Use BLOCK LETTERS and print one character in each box.

S	M	I	T	H		S	T												
---	---	---	---	---	--	---	---	--	--	--	--	--	--	--	--	--	--	--	--

- Do not use correction fluid or covering stickers.
- Sign next to any corrections with your **full signature** (not initials).

- Use in conjunction with company, trust, fund income tax return or the self-managed superannuation fund annual return.
- Refer to the *Guide to capital gains tax 202F* available on our website at ato.gov.au for instructions on how to complete this schedule.

Tax file number (TFN)

i We are authorised by law to request your TFN. You do not have to quote your TFN. However, if you don't it could increase the chance of delay or error in processing your form.

Australian business number (ABN)

Taxpayer's name

ELPHS Super Fund

1 Current year capital gains and capital losses

	Capital gain	Capital loss
Shares in companies listed on an Australian securities exchange	A \$ <input style="width: 80%;" type="text" value="20,677"/>	K \$ <input style="width: 80%;" type="text" value="54,728"/>
Other shares	B \$ <input style="width: 80%;" type="text"/>	L \$ <input style="width: 80%;" type="text"/>
Units in unit trusts listed on an Australian securities exchange	C \$ <input style="width: 80%;" type="text" value="19,207"/>	M \$ <input style="width: 80%;" type="text" value="17,973"/>
Other units	D \$ <input style="width: 80%;" type="text"/>	N \$ <input style="width: 80%;" type="text"/>
Real estate situated in Australia	E \$ <input style="width: 80%;" type="text"/>	O \$ <input style="width: 80%;" type="text"/>
Other real estate	F \$ <input style="width: 80%;" type="text"/>	P \$ <input style="width: 80%;" type="text"/>
Amount of capital gains from a trust (including a managed fund)	G \$ <input style="width: 80%;" type="text"/>	
Collectables	H \$ <input style="width: 80%;" type="text"/>	Q \$ <input style="width: 80%;" type="text"/>
Other CGT assets and any other CGT events	I \$ <input style="width: 80%;" type="text"/>	R \$ <input style="width: 80%;" type="text"/>
Amount of capital gain previously deferred under transitional CGT relief for superannuation funds	S \$ <input style="width: 80%;" type="text" value="0"/>	
Total current year capital gains	J \$ <input style="width: 80%;" type="text" value="39,884"/>	

Add the amounts at labels **K** to **R** and write the total in item 2 label **A** – **Total current year capital losses**.

Tax File Number

2 Capital losses

Total current year capital losses **A** \$

Total current year capital losses applied **B** \$

Total prior year net capital losses applied **C** \$

Total capital losses transferred in applied
(only for transfers involving a foreign bank branch or permanent establishment of a foreign financial entity) **D** \$

Total capital losses applied **E** \$

Add amounts at B, C and D.

3 Unapplied net capital losses carried forward

Net capital losses from collectables carried forward to later income years **A** \$

Other net capital losses carried forward to later income years **B** \$

Add amounts at A and B and transfer the total to label V – Net capital losses carried forward to later income years on your tax return.

4 CGT discount

Total CGT discount applied **A** \$

5 CGT concessions for small business

Small business active asset reduction **A** \$

Small business retirement exemption **B** \$

Small business rollover **C** \$

Total small business concessions applied **D** \$

6 Net capital gain

Net capital gain **A** \$

1J less 2E less 4A less 5D (cannot be less than zero). Transfer the amount at A to label A – Net capital gain on your tax return.

Tax File Number

7 Earnout arrangements

Are you a party to an earnout arrangement? **A** Yes, as a buyer Yes, as a seller No
 (Print in the appropriate box.)

! If you are a party to more than one earnout arrangement, copy and attach a separate sheet to this schedule providing the details requested here for each additional earnout arrangement.

How many years does the earnout arrangement run for? **B**

What year of that arrangement are you in? **C**

If you are the seller, what is the total estimated capital proceeds from the earnout arrangement? **D** \$

Amount of any capital gain or loss you made under your non-qualifying arrangement in the income year. **E** \$ / ^{LOSS}

! **Request for amendment**

If you received or provided a financial benefit under a look-through earnout right created in an earlier income year and you wish to seek an amendment to that earlier income year, complete the following:

Income year earnout right created **F**

Amended net capital gain or capital losses carried forward **G** \$ / ^{LOSS}

8 Other CGT information required (if applicable)

Small business 15 year exemption – exempt capital gains **A** \$ / ^{CODE}

Capital gains disregarded by a foreign resident **B** \$

Capital gains disregarded as a result of a scrip for scrip rollover **C** \$

Capital gains disregarded as a result of an inter-company asset rollover **D** \$

Capital gains disregarded by a demerging entity **E** \$

Tax File Number **Taxpayer's declaration**

! If the schedule is not lodged with the income tax return you are required to sign and date the schedule.

Important

Before making this declaration check to ensure that all the information required has been provided on this form and any attachments to this form, and that the information provided is true and correct in every detail. If you are in doubt about any aspect of the tax return, place all the facts before the ATO. The income tax law imposes heavy penalties for false or misleading statements.

Privacy

Taxation law authorises the ATO to collect information and disclose it to other government agencies. This includes personal information of the person authorised to sign the declaration. For information about your privacy go to ato.gov.au/privacy

I declare that the information on this form is true and correct.

Signature

Date

Day	/	Month	/	Year

Contact name

Daytime contact number (include area code)

.....**Electronic Lodgment Declaration (SMSF)**

This declaration is to be completed where the tax return is to be lodged via an approved ATO electronic channel. It is the responsibility of the taxpayer to retain this declaration for a period of five years after the declaration is made, penalties may apply for failure to do so.

Privacy

The ATO is authorised by the Taxation Administration Act 1953 to request the provision of tax file numbers (TFNs). The ATO will use the TFNs to identify each partner or beneficiary or entity in our records. It is not an offence not to provide the TFNs. However, you cannot lodge your tax return electronically if you do not quote your TFN.

Taxation law authorises the ATO to collect information and disclose it to other government agencies, including personal information about the person authorised to sign the declaration. For information about privacy go to ato.gov.au/privacy

The Australian Business Register

The Commissioner of Taxation, as Registrar of the Australian Business Register, may use the ABN and business details which you provide on this tax return to maintain the integrity of the register.

Please refer to the privacy statement on the Australian Business Register (ABR) website (www.abr.gov.au) for further information - it outlines our commitment to safeguarding your details.

Electronic funds transfer - direct debit

Where you have requested an EFT direct debit some of your details will be provided to your financial institution and the Tax Office's sponsor bank to facilitate the payment of your taxation liability from your nominated account.

Tax File Number	Name of Fund	Year
Provided	ELPHS Super Fund	2021

I authorise my tax agent to electronically transmit this tax return via an approved ATO electronic channel.

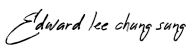
Important

Before making this declaration please check to ensure that all income has been disclosed and the tax return is true and correct in every detail. If you are in doubt about any aspect of the tax return, place all the facts before the Tax Office. The tax law provides heavy penalties for false or misleading statements on tax returns.

Declaration:

I declare that:

- ■ All the information provided to the agent for the preparation of this tax return, including any applicable schedules is true and correct; and
- ■ I authorise the agent to lodge this tax return.

Signature of Partner, Trustee, or Director		Date	/ /
--	---	------	-----

ELECTRONIC FUNDS TRANSFER CONSENT


This declaration is to be completed when an electronic funds transfer (EFT) of a refund is requested and the tax return is being lodged through an approved ATO electronic channel.

This declaration must be signed by the partner, trustee, director or public officer prior to the EFT details being transmitted to the Tax Office. If you elect for an EFT, all details below must be completed.

Important: Care should be taken when completing EFT details as the payment of any refund will be made to the account specified.

5 Wt i bhBUa Y	ELPHS Super Fund	
Account Number	033060 336906	Client Reference
		ELPHS001

I authorise the refund to be deposited directly to the specified account

Signature		Date	/ /
-----------	---	------	-----

.....Tax Agent's 8 YWUf Ujcb

I declare that:

- I have prepared this tax return in accordance with the information supplied by the partner, trustee, director or public officer
- I have received a declaration made by the entity that the information provided to me for the preparation of this tax return is true and correct; and
- I am authorised by the partner, trustee, director or public officer to lodge this tax return, including any applicable schedules.

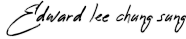
Agent's signature **Date**

Contact name **Client Reference**

Agent's Phone Number **HUI 5 [YbhBi a Vyf**

Minutes of a meeting of the Trustee(s)

held on / / at 200 Beach Road, Mordialloc, Victoria 3195

- PRESENT:** Edward Sung and PO Hing Sung
- MINUTES:** The Chair reported that the minutes of the previous meeting had been signed as a true record.
- TRUST DEED:** The Chair tabled advice received from the Fund's legal adviser confirming that the fund's trust deed is consistent with all relevant superannuation and trust law.
- CONTRIBUTIONS RECEIVED:** It was resolved that the contributions during the year be allocated to members on the basis of the schedule provided by the principal Fund employer.
- CLOSURE:** All resolutions for this meeting were made in accordance with the SISA and Regulations.
- There being no further business the meeting then closed.
- Signed as a true record –
- 
.....
- Edward Sung
- Chairperson

ELPHS Super Fund

Members Statement

Edward Lee Chung Sung
 200 Beach Road
 Mordialloc, Victoria, 3195, Australia

Your Details		Nominated Beneficiaries	N/A
Date of Birth :	Provided	Vested Benefits	858,205.91
Age:	73	Total Death Benefit	858,205.91
Tax File Number:	Provided	Current Salary	0.00
Date Joined Fund:	25/09/2007	Previous Salary	0.00
Service Period Start Date:	25/09/2007	Disability Benefit	0.00
Date Left Fund:			
Member Code:	SUNEDW00001P		
Account Start Date:	01/07/2015		
Account Phase:	Retirement Phase		
Account Description:	Pension		

Your Balance	
Total Benefits	858,205.91
<u>Preservation Components</u>	
Preserved	
Unrestricted Non Preserved	858,205.91
Restricted Non Preserved	
<u>Tax Components</u>	
Tax Free (61.97%)	531,867.80
Taxable	326,338.11

Your Detailed Account Summary		This Year	Last Year
Opening balance at 01/07/2020		702,910.40	839,862.06
<u>Increases to Member account during the period</u>			
Employer Contributions			
Personal Contributions (Concessional)			
Personal Contributions (Non Concessional)			
Government Co-Contributions			
Other Contributions			
Proceeds of Insurance Policies			
Transfers In			
Net Earnings		173,295.51	(104,951.66)
Internal Transfer In			
<u>Decreases to Member account during the period</u>			
Pensions Paid		18,000.00	32,000.00
Contributions Tax			
Income Tax			
No TFN Excess Contributions Tax			
Excess Contributions Tax			
Refund Excess Contributions			
Division 293 Tax			
Insurance Policy Premiums Paid			
Management Fees			
Member Expenses			
Benefits Paid/Transfers Out			
Superannuation Surcharge Tax			
Internal Transfer Out			
Closing balance at 30/06/2021		858,205.91	702,910.40

ELPHS Super Fund
Members Statement

Trustee's Disclaimer

This statement has been prepared by the Trustee for the member whose name appears at the top of this statement. Every effort has been made by the Trustee to ensure the accuracy and completeness of this Statement. The Trustee does not accept any liability for any error, omission or misprint. All amounts shown in relation to benefits do not take into account any amounts which may be withheld to satisfy the requirements imposed by the Income Tax Assessment Act 1936.

Signed by all the trustees of the fund

Edward lee chung sung

Edward Lee Chung Sung
Trustee

po hing sung

PO Hing Sung
Trustee

ELPHS Super Fund

Members Statement

Edward Lee Chung Sung
 200 Beach Road
 Mordialloc, Victoria, 3195, Australia

Your Details		Nominated Beneficiaries	N/A
Date of Birth :	Provided	Vested Benefits	
Age:	73		
Tax File Number:	Provided		
Date Joined Fund:	25/09/2007		
Service Period Start Date:			
Date Left Fund:			
Member Code:	SUNEDW00002A		
Account Start Date:	25/09/2007		
Account Phase:	Accumulation Phase		
Account Description:	Accumulation		

Your Balance

Total Benefits

Preservation Components

Preserved

Unrestricted Non Preserved

Restricted Non Preserved

Tax Components

Tax Free

Taxable

Your Detailed Account Summary

	This Year	Last Year
Opening balance at 01/07/2020		
<u>Increases to Member account during the period</u>		
Employer Contributions		
Personal Contributions (Concessional)		
Personal Contributions (Non Concessional)		
Government Co-Contributions		
Other Contributions		
Proceeds of Insurance Policies		
Transfers In		
Net Earnings		
Internal Transfer In		
<u>Decreases to Member account during the period</u>		
Pensions Paid		
Contributions Tax		
Income Tax		
No TFN Excess Contributions Tax		
Excess Contributions Tax		
Refund Excess Contributions		
Division 293 Tax		
Insurance Policy Premiums Paid		
Management Fees		
Member Expenses		
Benefits Paid/Transfers Out		
Superannuation Surcharge Tax		
Internal Transfer Out		
Closing balance at 30/06/2021	0.00	0.00

ELPHS Super Fund
Members Statement

Trustee's Disclaimer

This statement has been prepared by the Trustee for the member whose name appears at the top of this statement. Every effort has been made by the Trustee to ensure the accuracy and completeness of this Statement. The Trustee does not accept any liability for any error, omission or misprint. All amounts shown in relation to benefits do not take into account any amounts which may be withheld to satisfy the requirements imposed by the Income Tax Assessment Act 1936.

Signed by all the trustees of the fund

Edward lee chung sung

Edward Lee Chung Sung
Trustee

po hing sung

PO Hing Sung
Trustee

ELPHS Super Fund

Members Statement

PO Hing Sung
 200 Beach Road
 Mordialloc, Victoria, 3195, Australia

Your Details		Nominated Beneficiaries	N/A
Date of Birth :	Provided	Vested Benefits	952,069.00
Age:	59	Total Death Benefit	952,069.00
Tax File Number:	Provided	Current Salary	0.00
Date Joined Fund:	25/09/2007	Previous Salary	0.00
Service Period Start Date:	25/09/2007	Disability Benefit	0.00
Date Left Fund:			
Member Code:	SUNPO 00001A		
Account Start Date:	25/09/2007		
Account Phase:	Accumulation Phase		
Account Description:	Accumulation		

Your Balance	
Total Benefits	952,069.00
<u>Preservation Components</u>	
Preserved	952,069.00
Unrestricted Non Preserved	
Restricted Non Preserved	
<u>Tax Components</u>	
Tax Free	399,812.50
Taxable	552,256.50

Your Detailed Account Summary		This Year	Last Year
Opening balance at 01/07/2020		765,629.89	884,657.56
<u>Increases to Member account during the period</u>			
Employer Contributions			
Personal Contributions (Concessional)			
Personal Contributions (Non Concessional)			
Government Co-Contributions			
Other Contributions			
Proceeds of Insurance Policies			
Transfers In			
Net Earnings		190,849.41	(112,904.37)
Internal Transfer In			
<u>Decreases to Member account during the period</u>			
Pensions Paid			
Contributions Tax			
Income Tax		4,410.30	6,123.30
No TFN Excess Contributions Tax			
Excess Contributions Tax			
Refund Excess Contributions			
Division 293 Tax			
Insurance Policy Premiums Paid			
Management Fees			
Member Expenses			
Benefits Paid/Transfers Out			
Superannuation Surcharge Tax			
Internal Transfer Out			
Closing balance at 30/06/2021		952,069.00	765,629.89

ELPHS Super Fund
Members Statement

Trustee's Disclaimer

This statement has been prepared by the Trustee for the member whose name appears at the top of this statement. Every effort has been made by the Trustee to ensure the accuracy and completeness of this Statement. The Trustee does not accept any liability for any error, omission or misprint. All amounts shown in relation to benefits do not take into account any amounts which may be withheld to satisfy the requirements imposed by the Income Tax Assessment Act 1936.

Signed by all the trustees of the fund

Edward lee chung sung

Edward Lee Chung Sung
Trustee

po hing sung

PO Hing Sung
Trustee

ELPHS Super Fund
Members Summary

As at 30 June 2021

Opening Balances	Increases				Decreases					Closing Balance	
	Contributions	Transfers In	Net Earnings	Insurance Proceeds	Pensions Paid	Contributions Tax	Taxes Paid	Benefits Paid/Transfers Out	Insurance Premiums		Member Expenses
Edward Lee Chung Sung (Age: 73)											
SUNEDW00001P - Pension - Tax Free: 61.97%											
702,910.40			173,295.51		18,000.00						858,205.91
SUNEDW00002A - Accumulation											
702,910.40			173,295.51		18,000.00						858,205.91
PO Hing Sung (Age: 59)											
SUNPO 00001A - Accumulation											
765,629.89			190,849.41				4,410.30				952,069.00
765,629.89			190,849.41				4,410.30				952,069.00
1,468,540.29			364,144.92		18,000.00		4,410.30				1,810,274.91

ELPHS Super Fund

Investment Summary Report

As at 30 June 2021

Investment	Units	Market Price	Market Value	Average Cost	Accounting Cost	Unrealised Gain/(Loss)	Gain/(Loss)%	Portfolio Weight%
Cash/Bank Accounts								
Westpac DIY Super Savings 336914		273,561.180000	273,561.18	273,561.18	273,561.18			15.26 %
Westpac DIY Super Working 336906		669.390000	669.39	669.39	669.39			0.04 %
			274,230.57		274,230.57		0.00 %	15.30 %
Managed Investments (Australian)								
ETL5025AU Watermark Absolute Return Fd - B CI	27,000.00	0.980700	26,478.90	1.00	27,000.00	(521.10)	(1.93) %	1.48 %
			26,478.90		27,000.00	(521.10)	(1.93) %	1.48 %
Shares in Listed Companies (Australian)								
ACR.AX Acrux Limited	124,695.00	0.130000	16,210.35	0.46	57,949.80	(41,739.45)	(72.03) %	0.90 %
AGL.AX AGL Energy Limited.	2,400.00	8.200000	19,680.00	13.90	33,351.89	(13,671.89)	(40.99) %	1.10 %
AMP.AX AMP Limited	16,300.00	1.125000	18,337.50	2.66	43,403.85	(25,066.35)	(57.75) %	1.02 %
ASX.AX ASX Limited	500.00	77.710000	38,855.00	29.38	14,689.93	24,165.07	164.50 %	2.17 %
ANZ.AX Australia And New Zealand Banking Group Limited	3,352.00	28.150000	94,358.80	21.20	71,076.73	23,282.07	32.76 %	5.26 %
ANZPG.AX Australia And New Zealand Banking Group Limited (CAP NOTE 3-BBSW+4.70% PERP NON-CUM RED T-03-24)	500.00	106.950000	53,475.00	100.00	50,000.00	3,475.00	6.95 %	2.98 %
BOQ.AX Bank Of Queensland Limited.	7,826.00	9.110000	71,294.86	8.12	63,561.69	7,733.17	12.17 %	3.98 %
CDM.AX Cadence Capital Limited	24,000.00	1.070000	25,680.00	1.29	31,010.37	(5,330.37)	(17.19) %	1.43 %
COL.AX Coles Group Limited.	1,513.00	17.090000	25,857.17	13.40	20,274.49	5,582.68	27.54 %	1.44 %
CBA.AX Commonwealth Bank Of Australia.	700.00	99.870000	69,909.00	57.95	40,565.98	29,343.02	72.33 %	3.90 %
CBAPH.AX Commonwealth Bank Of Australia. (CAP NOTE 3- BBSW+3.70% PERP NON- CUM RED T-04-24)	300.00	104.400000	31,320.00	100.00	30,000.00	1,320.00	4.40 %	1.75 %
MPL.AX Medibank Private Limited	15,000.00	3.160000	47,400.00	2.23	33,479.90	13,920.10	41.58 %	2.64 %
NAB.AX National Australia Bank Limited	2,618.00	26.220000	68,643.96	19.68	51,510.83	17,133.13	33.26 %	3.83 %
ORG.AX Origin Energy Limited	6,100.00	4.510000	27,511.00	5.10	31,136.23	(3,625.23)	(11.64) %	1.53 %

ELPHS Super Fund

Investment Summary Report

As at 30 June 2021

Investment		Units	Market Price	Market Value	Average Cost	Accounting Cost	Unrealised Gain/(Loss)	Gain/(Loss)%	Portfolio Weight%
PDL.AX	Pendal Group Limited	5,942.00	8.060000	47,892.52	6.49	38,560.39	9,332.13	24.20 %	2.67 %
PPT.AX	Perpetual Limited	500.00	40.050000	20,025.00	42.53	21,263.36	(1,238.36)	(5.82) %	1.12 %
RRL.AX	Regis Resources Limited	5,000.00	2.360000	11,800.00	3.16	15,819.95	(4,019.95)	(25.41) %	0.66 %
STO.AX	Santos Limited	4,500.00	7.090000	31,905.00	3.39	15,274.95	16,630.05	108.87 %	1.78 %
SUN.AX	Suncorp Group Limited	4,200.00	11.110000	46,662.00	8.54	35,887.00	10,775.00	30.02 %	2.60 %
TAH.AX	Tabcorp Holdings Limited	5,000.00	5.180000	25,900.00	3.52	17,575.68	8,324.32	47.36 %	1.44 %
TLS.AX	Telstra Corporation Limited.	12,500.00	3.760000	47,000.00	3.62	45,294.85	1,705.15	3.76 %	2.62 %
SGR.AX	The Star Entertainment Group Limited	8,000.00	3.690000	29,520.00	4.13	33,059.97	(3,539.97)	(10.71) %	1.65 %
VCX.AX	Vicinity Centres	32,000.00	1.545000	49,440.00	1.82	58,148.22	(8,708.22)	(14.98) %	2.76 %
WES.AX	Wesfarmers Limited	313.00	59.100000	18,498.30	8.94	2,797.04	15,701.26	561.35 %	1.03 %
WBC.AX	Westpac Banking Corporation	4,856.00	25.810000	125,333.36	25.61	124,368.17	965.19	0.78 %	6.99 %
				1,062,508.82		980,061.27	82,447.55	8.41 %	59.26 %
Stapled Securities									
GPT.AX	GPT Group	10,000.00	4.900000	49,000.00	4.08	40,794.83	8,205.17	20.11 %	2.73 %
				49,000.00		40,794.83	8,205.17	20.11 %	2.73 %
Units in Listed Unit Trusts (Australian)									
BWP.AX	BWP Trust	8,476.00	4.260000	36,107.76	3.11	26,350.84	9,756.92	37.03 %	2.01 %
CQR.AX	Charter Hall Retail Reit	11,000.00	3.800000	41,800.00	3.63	39,904.11	1,895.89	4.75 %	2.33 %
GOZ.AX	Growthpoint Properties Australia	15,300.00	4.070000	62,271.00	3.64	55,687.02	6,583.98	11.82 %	3.47 %
HPI.AX	Hotel Property Investments	13,322.00	3.190000	42,497.18	2.77	36,899.99	5,597.19	15.17 %	2.37 %
LLC.AX	Lendlease Group	1,500.00	11.460000	17,190.00	12.13	18,199.97	(1,009.97)	(5.55) %	0.96 %
SCG.AX	Scentre Group	26,000.00	2.740000	71,240.00	4.36	113,390.01	(42,150.01)	(37.17) %	3.97 %
SCP.AX	Shopping Centres Australasia Property Group	10,000.00	2.520000	25,200.00	2.01	20,147.67	5,052.33	25.08 %	1.41 %
SKI.AX	Spark Infrastructure Group	23,000.00	2.250000	51,750.00	1.80	41,329.90	10,420.10	25.21 %	2.89 %
SGP.AX	Stockland	5,222.00	4.660000	24,334.52	4.22	22,012.18	2,322.34	10.55 %	1.36 %
URW.AX	Unibail-rodamco-westfield	1,460.00	5.680000	8,292.80	14.67	21,412.21	(13,119.41)	(61.27) %	0.46 %

ELPHS Super Fund

Investment Summary Report

As at 30 June 2021

Investment	Units	Market Price	Market Value	Average Cost	Accounting Cost	Unrealised Gain/(Loss)	Gain/(Loss)%	Portfolio Weight%
			380,683.26		395,333.90	(14,650.64)	(3.71) %	21.23 %
			1,792,901.55		1,717,420.57	75,480.98	4.40 %	100.00 %

Document electronically signed



www.fusesign.com

Document Details

Document ID	bd64cb99-06d1-4ae3-8314-3cb6bf26c313
Document Bundle ID	e7705b24-04c4-47ec-84a2-6e14c8aebc0e
Uploaded to FuseSign	2022-03-02 03:33 +00:00
FuseSign subscriber	Superhelp Australia Pty Ltd
Initiator email	sandralee@superhelp.com.au
Signed by	Edward Sung (el-phs@hotmail.com), PO Hing Sung (pohingho@hotmail.com), Office Manager (info@superhelp.com.au), Sang-A Lee (sandralee@superhelp.com.au)
System finalisation	2022-03-03 04:24 +00:00
Verify URL	https://app.fuse.work/fusesign/verify/bd64cb99-06d1-4ae3-8314-3cb6bf26c313

Document Signers

Signer 1

Name Edward Sung
Email el-phs@hotmail.com
Mobile N/A
IP Address/es 203.221.213.57
Signed on Pages 17, 31, 35, 36, 38, 40, 42, 44

Signer 2

Name PO Hing Sung
Email pohingho@hotmail.com
Mobile N/A
IP Address/es 203.221.213.57
Signed on Pages 17, 40, 42, 44

Signer 3

Name Office Manager
Email info@superhelp.com.au
Mobile N/A
IP Address/es 124.171.47.185
Signed on Pages 31, 37

Signer 4

Name Sang-A Lee
Email sandralee@superhelp.com.au

Mobile	N/A
IP Address/es	124.171.47.185
Signed on Pages	18

DOCUMENT AUDIT LOG

DATE TIME	USER	TRANSACTION
2022-03-02 03:33 +00:00	SANDRALEE@SUPERHELP.COM. AU	DOCUMENT BUNDLE CREATED BY SANDRA LEE (SANDRALEE@SUPERHELP.COM.AU)
2022-03-03 01:02 +00:00	SANG-A LEE	CUSTOMER VERIFIED BY UNIQUE URL SENT VIA EMAIL (NO 2FA)
2022-03-03 01:02 +00:00	SANG-A LEE	LINK OPENED VIA EMAIL FROM IP 124.171.47.185
2022-03-03 01:02 +00:00	SANG-A LEE	DOCUMENT SIGNED: DOCUMENT FOR SUPERHELP - ON PAGE 18 (SIGNATUREID: E974264C-EF1E-4903-9498-A67613F4CD9C)
2022-03-03 01:02 +00:00	SANG-A LEE	DOCUMENT SIGNED: DOCUMENT FOR SUPERHELP
2022-03-03 01:02 +00:00	SANG-A LEE	SANG-A LEE HAS COMPLETED BUNDLE E7705B24-04C4-47EC-84A2- 6E14C8AEBC0E
2022-03-03 01:04 +00:00	OFFICE MANAGER	LINK OPENED VIA EMAIL FROM IP 124.171.47.185
2022-03-03 01:04 +00:00	OFFICE MANAGER	DOCUMENT SIGNED: DOCUMENT FOR SUPERHELP - ON PAGE 31 (SIGNATUREID: FB8ABBDB-9F69-4154-A2F2-5D3F62EFBCD5)
2022-03-03 01:04 +00:00	OFFICE MANAGER	DOCUMENT SIGNED: DOCUMENT FOR SUPERHELP - ON PAGE 37 (SIGNATUREID: 879B1AFB-D122-4A28-BF5F-1D89079C1548)
2022-03-03 01:04 +00:00	OFFICE MANAGER	DOCUMENT SIGNED: DOCUMENT FOR SUPERHELP
2022-03-03 01:04 +00:00	OFFICE MANAGER	OFFICE MANAGER HAS COMPLETED BUNDLE E7705B24-04C4-47EC-84A2- 6E14C8AEBC0E
2022-03-03 03:48 +00:00	EDWARD SUNG	CUSTOMER VERIFIED BY UNIQUE URL SENT VIA EMAIL (NO 2FA)
2022-03-03 03:48 +00:00	EDWARD SUNG	LINK OPENED VIA EMAIL FROM IP 203.221.213.57
2022-03-03 04:04 +00:00	EDWARD SUNG	DOCUMENT SIGNED: DOCUMENT FOR SUPERHELP - ON PAGE 17 (SIGNATUREID: B8A66456-482E-4A55-9D8D-EDCFD9CC82C6)
2022-03-03 04:04 +00:00	EDWARD SUNG	LINK OPENED VIA EMAIL FROM IP 203.221.213.57
2022-03-03 04:04 +00:00	EDWARD SUNG	DOCUMENT SIGNED: DOCUMENT FOR SUPERHELP - ON PAGE 31 (SIGNATUREID: AFE96620-CFCF-40F3-9E70-709045542B84)
2022-03-03 04:04 +00:00	EDWARD SUNG	DOCUMENT SIGNED: DOCUMENT FOR SUPERHELP - ON PAGE 35 (SIGNATUREID: 7ED71E8A-DF86-4C8B-8054-012A172CE973)
2022-03-03 04:04 +00:00	EDWARD SUNG	DOCUMENT SIGNED: DOCUMENT FOR SUPERHELP - ON PAGE 36 (SIGNATUREID: 40129643-2E0E-4C90-BA37-C511517B34F4)
2022-03-03 04:05 +00:00	EDWARD SUNG	DOCUMENT SIGNED: DOCUMENT FOR SUPERHELP - ON PAGE 36 (SIGNATUREID: 4012DBAE-0CD3-4D99-B92A-A7C57D5A7E1F)
2022-03-03 04:05 +00:00	EDWARD SUNG	DOCUMENT SIGNED: DOCUMENT FOR SUPERHELP - ON PAGE 38 (SIGNATUREID: 64F28265-2053-4ACD-9AFA-17001FAD7166)
2022-03-03 04:05 +00:00	EDWARD SUNG	DOCUMENT SIGNED: DOCUMENT FOR SUPERHELP - ON PAGE 40 (SIGNATUREID: C7E5FCCE-7D94-428F-AB76-EE35DEDCEC7E)
2022-03-03 04:05 +00:00	EDWARD SUNG	DOCUMENT SIGNED: DOCUMENT FOR SUPERHELP - ON PAGE 42 (SIGNATUREID: 90473D25-5403-4F4B-A28C-3EF884052607)
2022-03-03 04:05 +00:00	EDWARD SUNG	DOCUMENT SIGNED: DOCUMENT FOR SUPERHELP - ON PAGE 44 (SIGNATUREID: 099A5A4C-B635-480B-A4CD-480D22E6569F)
2022-03-03 04:05 +00:00	EDWARD SUNG	DOCUMENT SIGNED: DOCUMENT FOR SUPERHELP
2022-03-03 04:05 +00:00	EDWARD SUNG	EDWARD SUNG HAS COMPLETED BUNDLE E7705B24-04C4-47EC-84A2- 6E14C8AEBC0E
2022-03-03 04:21 +00:00	PO HING SUNG	CUSTOMER VERIFIED BY UNIQUE URL SENT VIA EMAIL (NO 2FA)
2022-03-03 04:21 +00:00	PO HING SUNG	LINK OPENED VIA EMAIL FROM IP 203.221.213.57
2022-03-03 04:23 +00:00	PO HING SUNG	DOCUMENT SIGNED: DOCUMENT FOR SUPERHELP - ON PAGE 17 (SIGNATUREID: D8A17866-B500-4554-B8F7-8CA11EB83106)
2022-03-03 04:23 +00:00	PO HING SUNG	DOCUMENT SIGNED: DOCUMENT FOR SUPERHELP - ON PAGE 40 (SIGNATUREID: CEBE12DA-6024-409D-B800-A183E9B21581)
2022-03-03 04:24 +00:00	PO HING SUNG	DOCUMENT SIGNED: DOCUMENT FOR SUPERHELP - ON PAGE 42 (SIGNATUREID: 9810C64D-098B-487C-B41C-145689D78A36)
2022-03-03 04:24 +00:00	PO HING SUNG	DOCUMENT SIGNED: DOCUMENT FOR SUPERHELP - ON PAGE 44 (SIGNATUREID: 135375DB-1AC7-43EB-91C9-3A8797B92EF3)
2022-03-03 04:24 +00:00	PO HING SUNG	DOCUMENT SIGNED: DOCUMENT FOR SUPERHELP
2022-03-03 04:24 +00:00	PO HING SUNG	PO HING SUNG HAS COMPLETED BUNDLE E7705B24-04C4-47EC-84A2- 6E14C8AEBC0E
2022-03-03 04:24 +00:00	SYSTEM	FINALISING DOCUMENT (BD64CB99-06D1-4AE3-8314-3CB6BF26C313)

More Information

For more information on electronic signatures and to validate this document was signed by the parties listed above, please visit www.fusesign.com