
Financial statements and reports for the year ended
30 June 2020

Symons Self Managed Superannuation Fund

Prepared for: SYMONS SMSF NOMINEES PTY LTD

Symons Self Managed Superannuation Fund

Reports Index

Trustees Declaration

Statement of Taxable Income

Operating Statement

Detailed Operating Statement

Statement of Financial Position

Detailed Statement of Financial Position

Notes to the Financial Statements

Members Statement

Investment Summary

Investment Performance

Investment Movement

Detailed Schedule of Fund Assets

Symons Self Managed Superannuation Fund Trustees Declaration

SYMONS SMSF NOMINEES PTY LTD ACN: 608160292

The directors of the trustee company have determined that the Fund is not a reporting entity and that these special purpose financial statements should be prepared in accordance with the accounting policies described in Note 1 to the financial statements.


The directors of the trustee company declare that:


- (i) the financial statements and notes to the financial statements for the year ended 30 June 2020 present fairly, in all material respects, the financial position of the Superannuation Fund at 30 June 2020 and the results of its operations for the year ended on that date in accordance with the accounting policies described in Note 1 to the financial statements;
- (ii) the financial statements and notes to the financial statements have been prepared in accordance with the requirements of the trust deed; and
- (iii) the operation of the superannuation fund has been carried out in accordance with its trust deed and in compliance with the requirements of the Superannuation Industry (Supervision) Act 1993 and associated Regulations during the year ended 30 June 2020.

Specifically, the directors of the trustee company declare that:

- in accordance with s120 of the Superannuation Industry (Supervision) Act 1993, no individual trustee has been or is a disqualified person;
- the Fund has satisfactory title to all assets, all assets are unencumbered and free from charge as prescribed by s50 of the Superannuation Industry (Supervision) Act 1993 and reg13.14 of the Superannuation Industry (Supervision) Regulations 1994; and
- to the knowledge of the directors of the trustee company, there have been no events or transactions subsequent to the balance date which could have a material impact on the Fund. Where such events have occurred, the effect of such events has been accounted and noted in the Fund's financial statements.

Signed in accordance with a resolution of the directors of the trustee company by:


.....
Kathryn Symons
SYMONS SMSF NOMINEES PTY LTD
Director


.....
Matthew Symons
SYMONS SMSF NOMINEES PTY LTD
Director

30 June 2020

Symons Self Managed Superannuation Fund

Statement of Taxable Income

For the year ended 30 June 2020

	2020
	\$
Benefits accrued as a result of operations	13,182.32
Less	
Increase in MV of investments	10,596.84
Realised Accounting Capital Gains	(20,996.75)
Non Taxable Contributions	1,000.00
	<u>(9,399.91)</u>
Add	
Franking Credits	972.86
	<u>972.86</u>
SMSF Annual Return Rounding	(2.09)
	<u>(2.09)</u>
Taxable Income or Loss	<u>23,553.00</u>
Income Tax on Taxable Income or Loss	3,532.95
Less	
Franking Credits	972.86
	<u>972.86</u>
CURRENT TAX OR REFUND	<u>2,560.09</u>
Supervisory Levy	259.00
	<u>259.00</u>
AMOUNT DUE OR REFUNDABLE	<u>2,819.09</u>

Symons Self Managed Superannuation Fund

Operating Statement

For the year ended 30 June 2020

	Note	2020 \$	2019 \$
Income			
Investment Income			
Dividends Received	7	2,270.00	4,824.62
Interest Received		32.36	214.63
Contribution Income			
Employer Contributions		11,833.87	8,167.98
Personal Concessional		10,000.00	2,300.00
Personal Non Concessional		1,000.00	0.00
Other Contributions		0.00	342.10
Total Income		<u>25,136.23</u>	<u>15,849.33</u>
Expenses			
Accountancy Fees		660.00	429.00
Administration Costs		130.00	0.00
ATO Supervisory Levy		259.00	259.00
Auditor's Remuneration		451.00	451.00
ASIC Fees		54.00	53.00
Legal Fees		0.00	130.00
		<u>1,554.00</u>	<u>1,322.00</u>
Investment Losses			
Changes in Market Values	8	10,399.91	(2,066.28)
Total Expenses		<u>11,953.91</u>	<u>(744.28)</u>
Benefits accrued as a result of operations before income tax			
		<u>13,182.32</u>	<u>16,593.61</u>
Income Tax Expense	9	2,560.09	1,066.55
Benefits accrued as a result of operations		<u>10,622.23</u>	<u>15,527.06</u>

Symons Self Managed Superannuation Fund

Detailed Operating Statement

For the year ended 30 June 2020

	2020	2019
	\$	\$
Income		
Investment Income		
Dividends Received		
AMP Limited	0.00	140.00
National Australia Bank Limited	830.00	2,275.00
Telstra Corporation Limited.	1,440.00	1,900.00
Woodside Petroleum Ltd	0.00	509.62
	<u>2,270.00</u>	<u>4,824.62</u>
Interest Received		
NabTrade Cash Account	0.88	0.44
NabTrade High Interest Acc	31.48	214.19
	<u>32.36</u>	<u>214.63</u>
Contribution Income		
Employer Contributions - Concessional		
Kathryn Symons	1,875.43	1,162.68
Matthew Symons	9,958.44	7,005.30
	<u>11,833.87</u>	<u>8,167.98</u>
Personal Contributions - Concessional		
Matthew Symons	10,000.00	2,300.00
	<u>10,000.00</u>	<u>2,300.00</u>
Personal Contributions - Non Concessional		
Kathryn Symons	1,000.00	0.00
	<u>1,000.00</u>	<u>0.00</u>
Other Contributions		
Kathryn Symons	0.00	342.10
	<u>0.00</u>	<u>342.10</u>
Total Income	<u>25,136.23</u>	<u>15,849.33</u>
Expenses		
Accountancy Fees	660.00	429.00
Administration Costs	130.00	0.00
ASIC Fees	54.00	53.00
ATO Supervisory Levy	259.00	259.00
Auditor's Remuneration	451.00	451.00
Legal Fees	0.00	130.00
	<u>1,554.00</u>	<u>1,322.00</u>
Investment Losses		
Realised Movements in Market Value		
Shares in Listed Companies (Australian)		
AMP Limited	3,960.94	0.00
National Australia Bank Limited	11,971.57	0.00
Nufarm Limited	(4,365.55)	0.00
RCR Tomlinson Limited	2,714.95	0.00
Sacgasco Limited	(1,785.05)	0.00
Telstra Corporation Limited.	7,960.70	0.00
Woodside Petroleum Ltd	539.19	(6,312.51)
	<u>20,996.75</u>	<u>(6,312.51)</u>

Symons Self Managed Superannuation Fund

Detailed Operating Statement

For the year ended 30 June 2020

	2020	2019
	\$	\$
Unrealised Movements in Market Value		
Shares in Listed Companies (Australian)		
AMP Limited	(4,171.33)	2,892.30
Blackham Resources Limited	(6,024.65)	5,119.75
National Australia Bank Limited	(4,741.80)	857.45
RCR Tomlinson Limited	(539.95)	539.95
Sagasco Limited	(1,600.00)	2,468.12
Telstra Corporation Limited.	(3,550.85)	(12,300.00)
Westpac Banking Corporation	6,732.49	0.00
Wiluna Mining Corporation Limited	5,139.60	0.00
Woodside Petroleum Ltd	(1,840.35)	4,668.66
	<u>(10,596.84)</u>	<u>4,246.23</u>
Changes in Market Values	<u>10,399.91</u>	<u>(2,066.28)</u>
Total Expenses	<u>11,953.91</u>	<u>(744.28)</u>
Benefits accrued as a result of operations before income tax	<u>13,182.32</u>	<u>16,593.61</u>
Income Tax Expense		
Income Tax Expense	2,560.09	1,066.55
Total Income Tax	<u>2,560.09</u>	<u>1,066.55</u>
Benefits accrued as a result of operations	<u>10,622.23</u>	<u>15,527.06</u>

Symons Self Managed Superannuation Fund

Statement of Financial Position

As at 30 June 2020

	Note	2020 \$	2019 \$
Assets			
Investments			
Shares in Listed Companies (Australian)	2	97,180.00	91,375.00
Total Investments		<u>97,180.00</u>	<u>91,375.00</u>
Other Assets			
Dividends Receivable		0.00	1,037.50
NabTrade Cash Account		1,000.07	443.21
Symons Self Managed Superannuation Fund Business Chq		2,329.69	510.05
NabTrade High Interest Acc		5,003.17	10,031.40
Total Other Assets		<u>8,332.93</u>	<u>12,022.16</u>
Total Assets		<u>105,512.93</u>	<u>103,397.16</u>
Less:			
Liabilities			
Income Tax Payable		2,560.09	1,066.55
Total Liabilities		<u>2,560.09</u>	<u>1,066.55</u>
Net assets available to pay benefits		<u>102,952.84</u>	<u>102,330.61</u>
Represented by:			
Liability for accrued benefits allocated to members' accounts	4, 5		
Symons, Matthew - Accumulation		70,154.13	69,411.38
Symons, Kathryn - Accumulation		32,798.71	32,919.23
Total Liability for accrued benefits allocated to members' accounts		<u>102,952.84</u>	<u>102,330.61</u>

Symons Self Managed Superannuation Fund

Detailed Statement of Financial Position

As at 30 June 2020

	Note	2020	2019
		\$	\$
Assets			
Investments			
Shares in Listed Companies (Australian)	2		
AMP Limited		18,550.00	10,600.00
Blackham Resources Limited		0.00	3,300.00
National Australia Bank Limited		27,330.00	33,400.00
RCR Tomlinson Limited		0.00	2,175.00
Sacgasco Limited		5,000.00	3,400.00
Telstra Corporation Limited.		0.00	38,500.00
Westpac Banking Corporation		17,950.00	0.00
Wiluna Mining Corporation Limited		6,700.00	0.00
Woodside Petroleum Ltd		21,650.00	0.00
Total Investments		<u>97,180.00</u>	<u>91,375.00</u>
Other Assets			
Bank Accounts	3		
NabTrade Cash Account		1,000.07	443.21
NabTrade High Interest Acc		5,003.17	10,031.40
Symons Self Managed Superannuation Fund Business Chq		2,329.69	510.05
Dividends Receivable			
National Australia Bank Limited		0.00	1,037.50
Total Other Assets		<u>8,332.93</u>	<u>12,022.16</u>
Total Assets		<u>105,512.93</u>	<u>103,397.16</u>
Less:			
Liabilities			
Income Tax Payable		2,560.09	1,066.55
Total Liabilities		<u>2,560.09</u>	<u>1,066.55</u>
Net assets available to pay benefits		<u>102,952.84</u>	<u>102,330.61</u>
Represented By :			
Liability for accrued benefits allocated to members' accounts	4, 5		
Symons, Matthew - Accumulation		70,154.13	69,411.38
Symons, Kathryn - Accumulation		32,798.71	32,919.23
Total Liability for accrued benefits allocated to members' accounts		<u>102,952.84</u>	<u>102,330.61</u>

Symons Self Managed Superannuation Fund

Notes to the Financial Statements

For the year ended 30 June 2020

Note 1: Summary of Significant Accounting Policies

The trustees have prepared the financial statements on the basis that the Superannuation Fund is a non-reporting entity because there are no users dependent on general purpose financial statements. The financial statements are therefore special purpose financial statements that have been prepared in order to meet the requirements of the Superannuation Industry (Supervision) Act 1993 and associated Regulations, the trust deed of the Fund and the needs of members.

The financial statements have been prepared on a cash basis and are based on historical costs, except for investments which have been measured at market value.

The following significant accounting policies, which are consistent with the policies applied in the previous period unless otherwise stated, have been adopted in the preparation of the financial statements.

The financial statements were authorised for issue by the Director(s).

a. Measurement of Investments

The Fund initially recognises:

- (i) an investment when it controls the future economic benefits expected to flow from the asset. For financial assets, the trade date is considered to be the date on which control of the future economic benefits attributable to the asset passes to the Fund; and
- (ii) a financial liability on the date it becomes a party to the contractual provisions of the instrument.

Investments of the Fund have been measured at market value, which refers to the amount that a willing buyer could reasonably be expected to pay to acquire an asset from a willing seller if the following assumptions were made:

- that the buyer and the seller deal with each other at arm's length in relation to the sale;
- that the sale occurred after proper marketing of the asset; and
- that the buyer and the seller acted knowledgeably and prudentially in relation to the sale.

Market value has been determined as follows:

- (i) shares and other securities listed on the Australian Securities Exchange by reference to the relevant market quotations at the end of the reporting period;
- (ii) units in managed funds by reference to the unit redemption price at the end of the reporting period;
- (iii) fixed-interest securities by reference to the redemption price at the end of the reporting period;
- (iv) unlisted investments are stated at trustees' assessment based on estimated market value at balance date or where necessary, an external valuer's opinion; and
- (v) investment properties at the trustees' assessment of the market value or where necessary a qualified independent valuer's opinion at the end of reporting period.

Financial liabilities, such as trade creditors and other payables, are measured at the gross value of the outstanding balance at the end of the reporting period. The trustees have determined that the gross values of the Fund's financial liabilities is equivalent to their market values. Any remeasurement changes in the gross values of non-current financial liabilities (including liabilities for members' accrued benefits) are recognised in the operating statement in the periods in which they occur.

b. Cash and Cash Equivalents

Cash and cash equivalents include cash on hand and at call, deposits with banks and short-term, highly liquid investments that are readily convertible to cash and subject to an insignificant risk of change in value.

c. Revenue

Revenue is recognised to the extent that it is probable that the economic benefits will flow to the Fund and the revenue can be reliably measured. Revenue is recognised at the fair value of the consideration received or receivable.

Symons Self Managed Superannuation Fund

Notes to the Financial Statements

For the year ended 30 June 2020

Interest revenue

Interest revenue is recognised in respect of fixed-interest securities, and cash and cash equivalent balances. Interest revenue is recognised upon receipt.

Dividend revenue

Dividend revenue is recognised when the dividend has been paid or, in the case of dividend reinvestment schemes, when the dividend is credited to the benefit of the fund.

Rental revenue

Rental revenue arising from operating leases on investment properties is recognised upon receipt.

Distribution revenue

Distributions from unit trusts and managed funds are recognised as at the date the unit value is quoted ex-distribution and if not received at the end of the reporting period, are reflected in the statement of financial position as a receivable at market value.

Remeasurement changes in market values

Remeasurement changes in the market values of assets are recognised as income and determined as the difference between the market value at year-end or consideration received (if sold during the year) and the market value as at the prior year-end or cost (if acquired during the period).

Contributions

Contributions and transfers in are recognised when the control and the benefits from the revenue have been attained and are recorded by the Fund, gross of any taxes, in the period to which they relate.

d. Liability for Accrued Benefits

The liability for accrued benefits represents the Fund's present obligation to pay benefits to members and beneficiaries, and has been calculated as the difference between the carrying amount of the assets and the carrying amount of the other payables and income tax liabilities as at the end of the reporting period.

e. Critical Accounting Estimates and Judgements

The preparation of financial statements requires the trustees to make judgements, estimates and assumptions that affect the application of accounting policies and the reported amounts of assets and liabilities, income and expenses. Actual results may differ from these estimates.

Estimates and underlying assumptions are reviewed on an ongoing basis. Revisions to accounting estimates are recognised in the period in which the estimate is revised and in any future period affected.

Note 2: Shares in Listed Companies (Australian)

	2020 \$	2019 \$
AMP Limited	18,550.00	10,600.00
Blackham Resources Limited	0.00	3,300.00
National Australia Bank Limited	27,330.00	33,400.00
RCR Tomlinson Limited	0.00	2,175.00
Sagasco Limited	5,000.00	3,400.00
Telstra Corporation Limited.	0.00	38,500.00

Symons Self Managed Superannuation Fund
Notes to the Financial Statements
For the year ended 30 June 2020

Westpac Banking Corporation	17,950.00	0.00
Wiluna Mining Corporation Limited	6,700.00	0.00
Woodside Petroleum Ltd	21,650.00	0.00
	97,180.00	91,375.00

Note 3: Banks and Term Deposits

	2020 \$	2019 \$
Banks		
NabTrade Cash Account	1,000.07	443.21
NabTrade High Interest Acc	5,003.17	10,031.40
Symons Self Managed Superannuation Fund Business Chq	2,329.69	510.05
	8,332.93	10,984.66

Note 4: Liability for Accrued Benefits

	2020 \$	2019 \$
Liability for accrued benefits at beginning of year	102,330.61	86,803.55
Benefits accrued as a result of operations	10,622.23	15,527.06
Current year member movements	(10,000.00)	0.00
	102,952.84	102,330.61

Note 5: Vested Benefits

Vested benefits are benefits that are not conditional upon continued membership of the fund (or any factor other than resignation from the plan) and include benefits which members were entitled to receive had they terminated their fund membership as at the end of the reporting period.

	2020 \$	2019 \$
Vested Benefits	102,952.84	102,330.61

Note 6: Guaranteed Benefits

No guarantees have been made in respect of any part of the liability for accrued benefits.

Note 7: Dividends

	2020 \$	2019 \$
--	------------	------------

Symons Self Managed Superannuation Fund
Notes to the Financial Statements

For the year ended 30 June 2020

AMP Limited	0.00	140.00
National Australia Bank Limited	830.00	2,275.00
Telstra Corporation Limited.	1,440.00	1,900.00
Woodside Petroleum Ltd	0.00	509.62
	2,270.00	4,824.62

Note 8: Changes in Market Values

Unrealised Movements in Market Value

	2020 \$	2019 \$
Shares in Listed Companies (Australian)		
AMP Limited	4,171.33	(2,892.30)
Blackham Resources Limited	6,024.65	(5,119.75)
National Australia Bank Limited	4,741.80	(857.45)
RCR Tomlinson Limited	539.95	(539.95)
Sacgasco Limited	1,600.00	(2,468.12)
Telstra Corporation Limited.	3,550.85	12,300.00
Westpac Banking Corporation	(6,732.49)	0.00
Wiluna Mining Corporation Limited	(5,139.60)	0.00
Woodside Petroleum Ltd	1,840.35	(4,668.66)
	10,596.84	(4,246.23)
Total Unrealised Movement	10,596.84	(4,246.23)

Realised Movements in Market Value

	2020 \$	2019 \$
Shares in Listed Companies (Australian)		
AMP Limited	(3,960.94)	0.00
National Australia Bank Limited	(11,971.57)	0.00
Nufarm Limited	4,365.55	0.00
RCR Tomlinson Limited	(2,714.95)	0.00
Sacgasco Limited	1,785.05	0.00
Telstra Corporation Limited.	(7,960.70)	0.00
Woodside Petroleum Ltd	(539.19)	6,312.51
	(20,996.75)	6,312.51

Symons Self Managed Superannuation Fund
Notes to the Financial Statements
For the year ended 30 June 2020

Total Realised Movement	(20,996.75)	6,312.51
Changes in Market Values	(10,399.91)	2,066.28
Note 9: Income Tax Expense		
The components of tax expense comprise	2020 \$	2019 \$
Current Tax	2,560.09	1,066.55
Income Tax Expense	2,560.09	1,066.55

The prima facie tax on benefits accrued before income tax is reconciled to the income tax as follows:

Prima facie tax payable on benefits accrued before income tax at 15%	1,977.35	2,489.04
Less:		
Tax effect of:		
Non Taxable Contributions	150.00	51.32
Increase in MV of Investments	1,589.53	0.00
Realised Accounting Capital Gains	(3,149.51)	946.88
Add:		
Tax effect of:		
Decrease in MV of Investments	0.00	636.93
Franking Credits	145.93	309.26
Net Capital Gains	0.00	691.80
Rounding	(0.31)	(0.58)
Income Tax on Taxable Income or Loss	3,532.95	3,128.25
Less credits:		
Franking Credits	972.86	2,061.70
Current Tax or Refund	2,560.09	1,066.55

Symons Self Managed Superannuation Fund

Members Statement

Matthew John Symons
 28 Coffs Bend
 Secret Harbour, Western Australia, 6173, Australia

Your Details

Date of Birth : Provided
 Age: 38
 Tax File Number: Provided
 Date Joined Fund: 11/09/2015
 Service Period Start Date:
 Date Left Fund:
 Member Code: SYMO0001
 Account Start Date 11/09/2015
 Account Phase: Accumulation Phase
 Account Description: Accumulation


Nominated Beneficiaries N/A
 Vested Benefits 70,154.13

Your Balance

Total Benefits 70,154.13

Preservation Components
 Preserved 70,154.13
 Unrestricted Non Preserved
 Restricted Non Preserved

Tax Components
 Tax Free 890.71
 Taxable 69,263.42
 Investment Earnings Rate -10.64%



Your Detailed Account Summary

	This Year	Last Year
Opening balance at 01/07/2019	69,411.38	57,290.09
<u>Increases to Member account during the period</u>		
Employer Contributions	9,958.44	7,005.30
Personal Contributions (Concessional)	10,000.00	2,300.00
Personal Contributions (Non Concessional)		
Government Co-Contributions		
Other Contributions		
Proceeds of Insurance Policies		
Transfers In		
Net Earnings	(6,043.39)	5,255.52
Internal Transfer In		
<u>Decreases to Member account during the period</u>		
Pensions Paid		
Contributions Tax	2,993.77	1,395.81
Income Tax	178.53	1,043.72
No TFN Excess Contributions Tax		
Excess Contributions Tax		
Refund Excess Contributions		
Division 293 Tax		
Insurance Policy Premiums Paid		
Management Fees		
Member Expenses		
Benefits Paid/Transfers Out	10,000.00	
Superannuation Surcharge Tax		
Internal Transfer Out		
Closing balance at 30/06/2020	70,154.13	69,411.38


Symons Self Managed Superannuation Fund

Members Statement

Trustee's Disclaimer

This statement has been prepared by the Trustee for the member whose name appears at the top of this statement. Every effort has been made by the Trustee to ensure the accuracy and completeness of this Statement. The Trustee does not accept any liability for any error, omission or misprint. All amounts shown in relation to benefits do not take into account any amounts which may be withheld to satisfy the requirements imposed by the Income Tax Assessment Act 1936.

Signed by all the trustees of the fund



Kathryn Mae Symons
Director



Matthew John Symons
Director

Symons Self Managed Superannuation Fund

Members Statement

Kathryn Mae Symons
 28 Coffs Bend
 Secret Harbour, Western Australia, 6173, Australia

Your Details

Date of Birth : Provided
 Age: 34
 Tax File Number: Provided
 Date Joined Fund: 14/09/2015
 Service Period Start Date:
 Date Left Fund:
 Member Code: SYMO0002
 Account Start Date 14/09/2015
 Account Phase: Accumulation Phase
 Account Description: Accumulation

Nominated Beneficiaries N/A
 Vested Benefits 32,798.71

Your Balance

Total Benefits 32,798.71

Preservation Components

Preserved 32,798.71

Unrestricted Non Preserved


Restricted Non Preserved

Tax Components

Tax Free 2,638.65

Taxable 30,160.06

Investment Earnings Rate -10.06%



Your Detailed Account Summary

	This Year	Last Year
Opening balance at 01/07/2019	32,919.23	29,513.46
<u>Increases to Member account during the period</u>		
Employer Contributions	1,875.43	1,162.68
Personal Contributions (Concessional)		
Personal Contributions (Non Concessional)	1,000.00	
Government Co-Contributions		
Other Contributions		342.10
Proceeds of Insurance Policies		
Transfers In		
Net Earnings	(2,635.30)	2,589.71
Internal Transfer In		
<u>Decreases to Member account during the period</u>		
Pensions Paid		
Contributions Tax	281.33	174.41
Income Tax	79.32	514.31
No TFN Excess Contributions Tax		
Excess Contributions Tax		
Refund Excess Contributions		
Division 293 Tax		
Insurance Policy Premiums Paid		
Management Fees		
Member Expenses		
Benefits Paid/Transfers Out		
Superannuation Surcharge Tax		
Internal Transfer Out		
Closing balance at 30/06/2020	32,798.71	32,919.23


Symons Self Managed Superannuation Fund

Members Statement


Trustee's Disclaimer

This statement has been prepared by the Trustee for the member whose name appears at the top of this statement. Every effort has been made by the Trustee to ensure the accuracy and completeness of this Statement. The Trustee does not accept any liability for any error, omission or misprint. All amounts shown in relation to benefits do not take into account any amounts which may be withheld to satisfy the requirements imposed by the Income Tax Assessment Act 1936.

Signed by all the trustees of the fund



Kathryn Mae Symons
Director



Matthew John Symons
Director

Symons Self Managed Superannuation Fund Investment Summary Report

As at 30 June 2020

Investment	Units	Market Price	Market Value	Average Cost	Accounting Cost	Unrealised Gain/(Loss)	Gain/(Loss)%	Portfolio Weight%
Cash/Bank Accounts								
NabTrade Cash Account		1,000.070000	1,000.07	1,000.07	1,000.07			0.95 %
NabTrade High Interest Acc		5,003.170000	5,003.17	5,003.17	5,003.17			4.74 %
Symons Self Managed Superannuation Fund Business Chq		2,329.690000	2,329.69	2,329.69	2,329.69			2.21 %
			8,332.93		8,332.93		0.00 %	7.90 %
Shares in Listed Companies (Australian)								
AMP.AX AMP Limited	10,000.00	1.855000	18,550.00	1.73	17,270.97	1,279.03	7.41 %	17.58 %
NAB.AX National Australia Bank Limited	1,500.00	18.220000	27,330.00	16.68	25,020.05	2,309.95	9.23 %	25.90 %
SGC.AX Saccasco Limited	200,000.00	0.025000	5,000.00	0.07	14,846.11	(9,846.11)	(66.32) %	4.74 %
WBC.AX Westpac Banking Corporation	1,000.00	17.950000	17,950.00	24.68	24,682.49	(6,732.49)	(27.28) %	17.01 %
WMX.AX Wifuna Mining Corporation Limited	5,000.00	1.340000	6,700.00	2.37	11,839.60	(5,139.60)	(43.41) %	6.35 %
WPL.AX Woodside Petroleum Ltd	1,000.00	21.650000	21,650.00	19.81	19,809.65	1,840.35	9.29 %	20.52 %
			97,180.00		113,468.87	(16,288.87)	(14.36) %	92.10 %
			105,512.93		121,801.80	(16,288.87)	(13.37) %	100.00 %

Symons Self Managed Superannuation Fund Investment Performance

As at 30 June 2020

Investment	Opening Value	Purchases / Additions	Sales / Reductions	Closing Value	Realised Market Gain	Unrealised Market Gain	Net Income	Income and Market Gain	Return %
Bank Accounts									
NabTrade Cash Account	443.21	0.00	0.00	1,000.07	0.00	0.00	0.88	0.88	0.20 %
NabTrade High Interest Acc	10,031.40	0.00	0.00	5,003.17	0.00	0.00	31.48	31.48	0.31 %
Symons Self Managed Superannuation Fund Business Chq	510.05	0.00	0.00	2,329.69	0.00	0.00	0.00	0.00	0.00 %
	10,984.66	0.00	0.00	8,332.93	0.00	0.00	32.36	32.36	0.29 %
Shares in Listed Companies (Australian)									
AMP.AX AMP Limited	10,600.00	16,619.95	12,841.28	18,550.00	(3,960.94)	4,171.33	0.00	210.39	1.46 %
BLK.AX Blackham Resources Limited	3,300.00	2,514.95	11,839.60	0.00	0.00	6,024.65	0.00	6,024.65	(100.00) %
NAB.AX National Australia Bank Limited	33,400.00	19,019.47	29,831.27	27,330.00	(11,971.57)	4,741.80	1,185.71	(6,044.06)	(26.76) %
NUF.AX Nufarm Limited	0.00	14,311.53	14,311.53	0.00	4,365.55	0.00	0.00	4,365.55	0.00 %
RCR.AX RCR Tomlinson Limited	2,175.00	0.00	2,714.95	0.00	(2,714.95)	539.95	0.00	(2,175.00)	402.82 %
SGC.AX Sagasco Limited	3,400.00	0.00	0.00	5,000.00	0.00	1,600.00	0.00	1,600.00	47.06 %
SGCOA.AX Sagasco Limited	0.00	450.00	450.00	0.00	1,785.05	0.00	0.00	1,785.05	0.00 %
TLS.AX Telstra Corporation Limited.	38,500.00	0.00	42,050.85	0.00	(7,960.70)	3,550.85	2,057.15	(2,352.70)	66.26 %
WBC.AX Westpac Banking Corporation	0.00	24,682.49	0.00	17,950.00	0.00	(6,732.49)	0.00	(6,732.49)	(27.28) %
WMX.AX Wiluna Mining Corporation Limited	0.00	11,839.60	0.00	6,700.00	0.00	(5,139.60)	0.00	(5,139.60)	(43.41) %
WPL.AX Woodside Petroleum Ltd	0.00	30,883.90	11,074.25	21,650.00	(539.19)	1,840.35	0.00	1,301.16	6.57 %
	91,375.00	120,321.89	125,113.73	97,180.00	(20,996.75)	10,596.84	3,242.86	(7,157.05)	(8.27) %
	102,359.66	120,321.89	125,113.73	105,512.93	(20,996.75)	10,596.84	3,275.22	(7,124.69)	(7.30) %

Symons Self Managed Superannuation Fund
Investment Movement Report

As at 30 June 2020

Investment	Opening Balance		Additions		Disposals		Closing Balance	
	Units	Cost	Units	Cost	Units	Cost	Units	Cost
Bank Accounts								
NabTrade Cash Account		443.21		130,919.90	(130,363.04)	1,000.07		1,000.07
NabTrade High Interest Acc		10,031.40		20,742.75	(25,770.98)	5,003.17		5,003.17
Symons Self Managed Superannuation Fund Business Chq		510.05		46,953.35	(45,133.71)	2,329.69		2,329.69
		10,984.66		198,616.00	(201,267.73)	8,332.93		8,332.93
Shares in Listed Companies (Australian)								
AMP.AX - AMP Limited		5,000.00	9,687.00	16,619.95	(12,841.28)	(3,960.94)	10,000.00	17,270.97
BLK.AX - Blackham Resources Limited		300,000.00	200,000.00	2,514.95	(11,839.60)	0.00		0.00
NAB.AX - National Australia Bank Limited		1,250.00	1,281.00	19,019.47	(29,831.27)	(11,971.57)	1,500.00	25,020.05
NUF.AX - Nufarm Limited			3,000.00	14,311.53	(14,311.53)	4,365.55		0.00
RCR.AX - RCR Tomlinson Limited		2,500.00			(2,714.95)	(2,714.95)		0.00
SGC.AX - Sacgasco Limited		200,000.00					200,000.00	14,846.11
SGCOA.AX - Sacgasco Limited			150,000.00	450.00	(450.00)	1,785.05		0.00
TLS.AX - Telstra Corporation Limited.								

Symons Self Managed Superannuation Fund
Investment Movement Report

As at 30 June 2020

Investment	Opening Balance		Additions		Disposals		Accounting Profit/(Loss)		Closing Balance	
	Units	Cost	Units	Cost	Units	Cost	Units	Cost	Units	Market Value
	10,000.00	42,050.85			(10,000.00)	(42,050.85)	(7,960.70)	0.00		
WBC.AX - Westpac Banking Corporation			1,000.00	24,682.49					1,000.00	17,950.00
WIMX.AX - Wiluna Mining Corporation Limited			5,000.00	11,839.60					5,000.00	6,700.00
WPL.AX - Woodside Petroleum Ltd			1,500.00	30,883.90	(500.00)	(11,074.25)	(539.19)	19,809.65	1,000.00	21,650.00
	118,260.71		120,321.89		(125,113.73)		(20,996.75)	113,468.87		97,180.00
	129,245.37		318,937.89		(326,381.46)		(20,996.75)	121,801.80		105,512.93

Symons Self Managed Superannuation Fund

Detailed Schedule of Fund Assets

As at 30 June 2020

Transaction Date	Description	Units	Amount \$
Shares in Listed Companies (Australian) (77600)			
AMP Limited (AMP.AX)			
04/10/2018	BUY AMP.ASX 2400 AUD 3.06	2,400.00	7,351.95
24/01/2019	BUY AMP.ASX 1100 AUD 2.63	1,100.00	2,907.95
09/05/2019	BUY AMP.ASX 750 AUD 2.21	750.00	1,672.45
24/06/2019	BUY AMP.ASX 750 AUD 2.06	750.00	1,559.95
30/06/2019	Revaluation - 28/06/2019 @ \$2.120000 (System Price) - 5,000.000000 Units on hand		(2,892.30)
18/07/2019	BUY AMP 5000 @ 1.82	5,000.00	9,119.95
02/09/2019	Cis - AMP SPP 2019 [Cis - AMP SPP 2019 (4687 SHARES)]	4,687.00	7,500.00
20/09/2019	SELL AMP 2187 @ 1.822	(2,187.00)	(6,699.46)
20/09/2019	Unrealised Gain writeback as at 20/09/2019		632.55
26/11/2019	SELL AMP 2500 @ 1.97	(2,500.00)	(6,141.82)
26/11/2019	Unrealised Gain writeback as at 26/11/2019		723.07
23/04/2020	Revaluation - 23/04/2020 @ \$1.295000 (System Price) - 10,000.000000 Units on hand		(2,784.29)
30/06/2020	Revaluation - 30/06/2020 @ \$1.855000 (System Price) - 10,000.000000 Units on hand		5,600.00
		10,000.00	18,550.00
BHP Group Limited (BHP.AX)			
29/06/2017	BUY BHP 750 Shares	750.00	16,707.45
30/06/2017	Revaluation - 30/06/2017 @ \$23.280000 (System Price) - 750.000000 Units on hand		752.55
10/07/2017	SELL BHP 750 AUD 24.31	(750.00)	(16,707.45)
10/07/2017	Unrealised Gain writeback as at 10/07/2017		(752.55)
02/09/2017	Revaluation - 01/09/2017 @ \$27.420000 (System Price) - 750.000000 Units on hand		3,105.00
30/09/2017	Revaluation - 29/09/2017 @ \$25.780000 (System Price) - 750.000000 Units on hand		(1,230.00)
04/11/2017	Revaluation - 03/11/2017 @ \$27.690000 (System Price) - 750.000000 Units on hand		1,432.50
30/11/2017	Revaluation - 29/11/2017 @ \$27.640000 (System Price) - 750.000000 Units on hand		(37.50)
31/12/2017	Revaluation - 29/12/2017 @ \$29.570000 (System Price) - 750.000000 Units on hand		1,447.50
31/01/2018	Revaluation - 30/01/2018 @ \$30.340000 (System Price) - 750.000000 Units on hand		577.50
28/02/2018	Revaluation - 27/02/2018 @ \$31.110000 (System Price) - 750.000000 Units on hand		577.50
31/03/2018	Revaluation - 29/03/2018 @ \$28.210000 (System Price) - 750.000000 Units on hand		(2,175.00)
30/04/2018	Revaluation - 27/04/2018 @ \$31.110000 (System Price) - 750.000000 Units on hand		2,175.00
31/05/2018	Revaluation - 30/05/2018 @ \$32.200000 (System Price) - 750.000000 Units on hand		817.50
26/06/2018	Revaluation - 25/06/2018 @ \$32.980000 (System Price) - 750.000000 Units on hand		585.00
30/06/2018	Revaluation - 30/06/2018 @ \$0.000000 - 0.000000 Units on hand		(7,275.00)
		0.00	0.00
Blackham Resources Limited (BLK.AX)			
26/03/2018	BUY BLK 25000 AUD 0.084	25,000.00	2,114.95
11/04/2018	BUY BLK 25000 AUD 0.089	25,000.00	2,239.95
30/06/2018	Revaluation - 29/06/2018 @ \$0.069000 (System Price) - 50,000.000000 Units on hand		(904.90)
10/08/2018	BUY BLK.ASX 15000 AUD .047	15,000.00	719.95
13/08/2018	BUY BLK.ASX 10000 AUD .046	10,000.00	474.95

Symons Self Managed Superannuation Fund

Detailed Schedule of Fund Assets

As at 30 June 2020

Transaction Date	Description	Units	Amount \$
02/10/2018	BUY BLK.ASX 25000 AUD 0.042	25,000.00	1,064.95
12/04/2019	BUY BLK.ASX 120000 AUD 0.015	120,000.00	1,814.95
09/05/2019	BUY BLK.ASX 80000 AUD 0.011	80,000.00	894.95
30/06/2019	Revaluation - 28/06/2019 @ \$0.011000 (System Price) - 300,000.000000 Units on hand		(5,119.75)
17/01/2020	BUY BLK 200000 @ 0.013	200,000.00	2,514.95
23/04/2020	Revaluation - 23/04/2020 @ \$0.011000 (System Price) - 500,000.000000 Units on hand		(314.95)
09/06/2020	1 for 100 share consolidation of BLK.AX	(495,000.00)	0.00
18/06/2020	BLK.AX to WMX.AX	(5,000.00)	0.00
18/06/2020	BLK.AX to WMX.AX	0.00	(11,839.60)
30/06/2020	Revaluation - 30/06/2020 @ \$0.000000 - 0.000000 Units on hand		6,339.60
		0.00	0.00
<u>National Australia Bank Limited (NAB.AX)</u>			
16/03/2018	BUY NAB 450 AUD 30	450.00	13,519.95
12/04/2018	BUY NAB 300 AUD 28.64	300.00	8,611.95
30/06/2018	Revaluation - 29/06/2018 @ \$27.410000 (System Price) - 750.000000 Units on hand		(1,574.40)
01/10/2018	BUY NAB.ASX 500 AUD 27.36	500.00	13,699.95
30/06/2019	Revaluation - 28/06/2019 @ \$26.720000 (System Price) - 1,250.000000 Units on hand		(857.45)
22/08/2019	SELL NAB 250 @ 27.31	(250.00)	(7,511.08)
22/08/2019	Unrealised Gain writeback as at 22/08/2019		486.37
23/04/2020	Revaluation - 23/04/2020 @ \$15.720000 (System Price) - 1,000.000000 Units on hand		(10,655.29)
20/05/2020	BPay NAB SPP	1,060.00	15,000.00
04/06/2020	NAB SPP REFUND NSPPA	(781.00)	(22,320.19)
04/06/2020	Unrealised Gain writeback as at 04/06/2020		737.58
16/06/2020	BUY NAB 221 @ 18.12	221.00	4,019.47
30/06/2020	Revaluation - 30/06/2020 @ \$18.220000 (System Price) - 1,500.000000 Units on hand		14,173.14
		1,500.00	27,330.00
<u>Nufarm Limited (NUF.AX)</u>			
26/07/2019	BUY NUF 700 @ 4.63	700.00	3,255.95
20/09/2019	BUY NUF 2300 @ 4.80	2,300.00	11,055.58
17/01/2020	SELL NUF 3000 @ 6.23	(3,000.00)	(14,311.53)
		0.00	0.00
<u>RCR Tomlinson Limited (RCR.AX)</u>			
02/10/2018	BUY RCR.ASX 2500 AUD 1.08	2,500.00	2,714.95
30/06/2019	Revaluation - 09/11/2018 @ \$0.870000 (System Price) - 2,500.000000 Units on hand		(539.95)
30/06/2020	Disposal of RCR Group shares due to liquidation	(2,500.00)	(2,714.95)
30/06/2020	Unrealised Gain writeback as at 30/06/2020		539.95
		0.00	0.00
<u>Sacgasco Limited (SGC.AX)</u>			
11/07/2017	BUY SGC 30000 AUD 0.11	30,000.00	3,314.95
26/07/2017	BUY SGC 5000 AUD 0.094	5,000.00	484.95
14/08/2017	BUY SGC 5000 AUD 0.087	5,000.00	449.95
14/08/2017	BUY SGC 10000 AUD 0.077	10,000.00	784.95
14/09/2017	SELL SGC 20000 AUD 0.14	(20,000.00)	(2,209.97)
02/10/2017	SELL SGC 30000 AUD 0.165	(30,000.00)	(2,824.83)

12/06/2020 12:33:32

Symons Self Managed Superannuation Fund

Detailed Schedule of Fund Assets

As at 30 June 2020

Transaction Date	Description	Units	Amount \$
25/10/2017	BUY SGC 40000 AUD 0.16	40,000.00	6,419.95
13/11/2017	BUY SGC 5000 AUD 0.165	5,000.00	839.95
15/12/2017	BUY SGC 5000 AUD 0.085	5,000.00	439.95
20/02/2018	BUY SGC 20000 AUD 0.077	20,000.00	1,554.95
20/02/2018	BUY SGC 5000 AUD 0.077	5,000.00	399.95
26/03/2018	BUY SGC 15000 AUD 0.082	15,000.00	1,244.95
11/04/2018	BUY SGC 10000 AUD 0.079	10,000.00	803.34
18/06/2018	BUY SGC 20000 AUD 0.037	20,000.00	754.95
30/06/2018	Revaluation - 29/06/2018 @ \$0.029000 (System Price) - 120,000.000000 Units on hand		(8,977.99)
10/07/2018	BUY SGC.ASX 5000 AUD 0.033	5,000.00	179.95
01/10/2018	BUY SGC.ASX 25000 AUD .029	25,000.00	739.95
24/01/2019	BUY SGC.ASX 50000 AUD 0.029	50,000.00	1,468.22
30/06/2019	Revaluation - 28/06/2019 @ \$0.017000 (System Price) - 200,000.000000 Units on hand		(2,468.12)
23/04/2020	Revaluation - 22/04/2020 @ \$0.011000 (System Price) - 200,000.000000 Units on hand		(1,200.00)
30/06/2020	Revaluation - 30/06/2020 @ \$0.025000 (System Price) - 200,000.000000 Units on hand		2,800.00
		200,000.00	5,000.00
<u>Sagasco Limited (SGCOA.AX)</u>			
16/09/2019	Internet BPay Advance Share	150,000.00	450.00
21/10/2019	SELL SGCOA 150000 @ 0.015	(150,000.00)	(450.00)
		0.00	0.00
<u>Sigma Healthcare Limited (SIG.AX)</u>			
26/03/2018	BUY SIG 4400 AUD 0.81	4,400.00	3,578.95
03/04/2018	BUY SIG 600 AUD 0.805	600.00	497.95
18/06/2018	SELL SIG 5000 AUD 0.755	(5,000.00)	(4,076.90)
		0.00	0.00
<u>Seven West Media Limited (SWM.AX)</u>			
24/05/2017	BUY SWM 6000 Shares	6,000.00	4,274.95
08/06/2017	BUY SWM 1500 Shares	1,500.00	1,038.70
30/06/2017	Revaluation - 30/06/2017 @ \$0.715000 (System Price) - 7,500.000000 Units on hand		48.85
26/07/2017	SELL SWM 2500 AUD 0.805	(2,500.00)	(1,781.23)
26/07/2017	Unrealised Gain writeback as at 26/07/2017		(16.28)
27/07/2017	SELL SWM 5000 AUD 0.825	(5,000.00)	(3,532.42)
27/07/2017	Unrealised Gain writeback as at 27/07/2017		(32.57)
02/09/2017	Revaluation - 01/09/2017 @ \$0.695000 (System Price) - 7,500.000000 Units on hand		(150.00)
30/09/2017	Revaluation - 29/09/2017 @ \$0.665000 (System Price) - 7,500.000000 Units on hand		(225.00)
04/11/2017	Revaluation - 03/11/2017 @ \$0.620000 (System Price) - 7,500.000000 Units on hand		(337.50)
30/11/2017	Revaluation - 29/11/2017 @ \$0.630000 (System Price) - 7,500.000000 Units on hand		75.00
31/12/2017	Revaluation - 29/12/2017 @ \$0.615000 (System Price) - 7,500.000000 Units on hand		(112.50)
31/01/2018	Revaluation - 30/01/2018 @ \$0.565000 (System Price) - 7,500.000000 Units on hand		(375.00)
28/02/2018	Revaluation - 27/02/2018 @ \$0.645000 (System Price) - 7,500.000000 Units on hand		600.00
31/03/2018	Revaluation - 29/03/2018 @ \$0.540000 (System Price) - 7,500.000000 Units on hand		(787.50)

Symons Self Managed Superannuation Fund

Detailed Schedule of Fund Assets

As at 30 June 2020

Transaction Date	Description	Units	Amount \$
30/04/2018	Revaluation - 27/04/2018 @ \$0.550000 (System Price) - 7,500.000000 Units on hand		75.00
31/05/2018	Revaluation - 30/05/2018 @ \$0.805000 (System Price) - 7,500.000000 Units on hand		1,912.50
26/06/2018	Revaluation - 25/06/2018 @ \$0.830000 (System Price) - 7,500.000000 Units on hand		187.50
30/06/2018	Revaluation - 30/06/2018 @ \$0.000000 - 0.000000 Units on hand		(862.50)
		0.00	0.00
<u>Telstra Corporation Limited. (TLS.AX)</u>			
26/04/2017	BUY TLS 3250 Shares	3,250.00	13,767.45
26/06/2017	BUY TLS 1750 Shares	1,750.00	7,597.45
30/06/2017	Revaluation - 30/06/2017 @ \$4.300000 (System Price) - 5,000.000000 Units on hand		135.10
20/07/2017	BUY TLS 2500 AUD 4.22	2,500.00	10,569.95
21/07/2017	BUY TLS 2500 AUD 4.13	2,500.00	10,332.45
27/07/2017	BUY TLS 1000 AUD 4.11	1,000.00	4,124.95
02/09/2017	Revaluation - 01/09/2017 @ \$3.670000 (System Price) - 5,000.000000 Units on hand		(3,150.00)
30/09/2017	Revaluation - 29/09/2017 @ \$3.490000 (System Price) - 5,000.000000 Units on hand		(900.00)
04/11/2017	Revaluation - 03/11/2017 @ \$3.500000 (System Price) - 5,000.000000 Units on hand		50.00
30/11/2017	Revaluation - 29/11/2017 @ \$3.390000 (System Price) - 5,000.000000 Units on hand		(550.00)
31/12/2017	Revaluation - 29/12/2017 @ \$3.630000 (System Price) - 5,000.000000 Units on hand		1,200.00
31/01/2018	Revaluation - 30/01/2018 @ \$3.600000 (System Price) - 5,000.000000 Units on hand		(150.00)
28/02/2018	Revaluation - 27/02/2018 @ \$3.490000 (System Price) - 5,000.000000 Units on hand		(550.00)
26/03/2018	SELL TLS 1000 AUD 3.27	(1,000.00)	(4,341.40)
26/03/2018	Unrealised Gain writeback as at 26/03/2018		355.90
31/03/2018	Revaluation - 29/03/2018 @ \$3.140000 (System Price) - 5,000.000000 Units on hand		(1,750.00)
30/04/2018	Revaluation - 27/04/2018 @ \$3.150000 (System Price) - 5,000.000000 Units on hand		50.00
31/05/2018	Revaluation - 30/05/2018 @ \$2.790000 (System Price) - 5,000.000000 Units on hand		(1,800.00)
26/06/2018	Revaluation - 25/06/2018 @ \$2.660000 (System Price) - 5,000.000000 Units on hand		(650.00)
30/06/2018	Revaluation - 29/06/2018 @ \$2.620000 (System Price) - 10,000.000000 Units on hand		(8,141.85)
30/06/2019	Revaluation - 28/06/2019 @ \$3.850000 (System Price) - 10,000.000000 Units on hand		12,300.00
20/09/2019	SELL TLS 2000 @ 3.58	(2,000.00)	(8,551.22)
20/09/2019	Unrealised Gain writeback as at 20/09/2019		710.17
12/03/2020	SELL TLS 3000 @ 3.50	(3,000.00)	(12,700.26)
12/03/2020	Unrealised Gain writeback as at 12/03/2020		1,065.26
18/03/2020	SELL TLS 5000 @ 3.30	(5,000.00)	(20,799.37)
18/03/2020	Unrealised Gain writeback as at 18/03/2020		1,775.42
		0.00	0.00
<u>Westpac Banking Corporation (WBC.AX)</u>			
26/11/2019	BUY WBC 415 @24.64	415.00	10,245.21
17/01/2020	BUY WBC 585 24.65	585.00	14,437.28
23/04/2020	Revaluation - 23/04/2020 @ \$15.280000 (System Price) - 1,000.000000 Units on hand		(9,402.49)
30/06/2020	Revaluation - 30/06/2020 @ \$17.950000 (System Price) - 1,000.000000 Units on hand		2,670.00

Symons Self Managed Superannuation Fund

Detailed Schedule of Fund Assets

As at 30 June 2020

Transaction Date	Description	Units	Amount \$
		1,000.00	17,950.00
<u>Wiluna Mining Corporation Limited (WMX.AX)</u>			
18/06/2020	BLK.AX to WMX.AX	5,000.00	11,839.60
30/06/2020	Revaluation - 30/06/2020 @ \$1.340000 (System Price) - 5,000.000000 Units on hand		(5,139.60)
		5,000.00	6,700.00
<u>Woodside Petroleum Ltd (WPL.AX)</u>			
11/07/2017	BUY WPL 1000 AUD 29.48	1,000.00	29,512.43
14/07/2017	BUY WPL 400 AUD 29.33	400.00	11,751.95
26/07/2017	BUY WPL 200 AUD 28.55	200.00	5,729.95
29/08/2017	SELL WPL 600 AUD 29.62	(600.00)	(17,707.46)
05/03/2018	INTERNET BILL PAYMNT INTERNET BPAY CIS - WOODSIDE OFFER140949900121364075 (1 FOR 9 ENTITLEMENT OFFER @ \$27 PER SHARE)	112.00	3,024.00
11/04/2018	SELL WPL 112 AUD 30.16	(112.00)	(3,305.39)
12/04/2018	SELL WPL 300 AUD 30.14	(300.00)	(8,852.14)
30/06/2018	Revaluation - 29/06/2018 @ \$35.460000 (System Price) - 700.000000 Units on hand		4,668.66
27/09/2018	SELL WPL.ASX 700 AUD 37.85	(700.00)	(20,153.34)
27/09/2018	Unrealised Gain writeback as at 27/09/2018		(4,668.66)
13/03/2020	BUY WPL 700 @ 22.12	700.00	15,503.95
18/03/2020	BUY WPL 800 @ 19.20	800.00	15,379.95
23/04/2020	Revaluation - 23/04/2020 @ \$20.000000 (System Price) - 1,500.000000 Units on hand		(883.90)
01/05/2020	SELL WPL 500 @ 21.11	(500.00)	(11,074.25)
30/06/2020	Revaluation - 30/06/2020 @ \$21.650000 (System Price) - 1,000.000000 Units on hand		2,724.25
		1,000.00	21,650.00
<u>Woodside Petroleum Limited (Rights) (WPLR.AX)</u>			
27/02/2018	BUY WPLR 138 AUD 1.52	138.00	224.71
21/03/2018	FUNDS TRANSFER - WOODSIDE PRE18	(138.00)	(224.71)
		0.00	0.00