

SELF MANAGED SUPER FUNDS
COMPUTER FILE INDEX & JOURNALS

CLIENT: Resnick SMSF CODE: RES05

YEAR: 2023

Superfund

<input checked="" type="checkbox"/>
<input type="checkbox"/>
<input type="checkbox"/>
<input type="checkbox"/>
<input type="checkbox"/>

Please tick

STS:	YES / <input checked="" type="radio"/> NO
GST:	YES / <input checked="" type="radio"/> NO
Please circle	

Prepared by: R

Reviewed by: [Signature]

INDUSTRY: Investments

e.g fishing, advertising, road freight haulage - please be specific

Schedule Reference	INDEX	Tick if Applicable
A-1	TRIAL BALANCE	<input checked="" type="checkbox"/>
A-2	QUERIES / NOTES	
A-3	Journal entries	<input checked="" type="checkbox"/>
B-1	PROFIT & LOSS	<input checked="" type="checkbox"/>
B-2	BALANCE SHEET	<input checked="" type="checkbox"/>
B-3	MEMBERS LOANS	<input checked="" type="checkbox"/>
C-1	TAXATION	<input checked="" type="checkbox"/>
D-1	CASH/TERM DEPOSITS	<input checked="" type="checkbox"/>
E-1	INVESTMENTS/SHARE PORTFOLIO	<input checked="" type="checkbox"/>
F-1	PROPERTY	
G-1	OTHER ASSETS	<input checked="" type="checkbox"/>
H-1	LIABILITIES	
J-1	TRUST DEED EXTRACTS	
K-1	INVESTMENT STRATEGY	
L-1	MINUTES	
L-2	MINUTES	
L-3	MINUTES	
M-1	CONTRIBUTIONS	
N-1	INTEREST RECEIVED	<input checked="" type="checkbox"/>
O-1	DIVIDENDS RECEIVED	<input checked="" type="checkbox"/>
P-1	RENT RECEIVED	
Q-1	EXPENSES	<input checked="" type="checkbox"/>
	excel/office photocopy master	

RESNICK SMSF
ABN 25 591 491 788
Comparative Trial Balance as at 30 June 2023

	2023 \$ Dr	2023 \$ Cr	2022 \$ Dr	2022 \$ Cr
Income				
0567		41,144.62		64,263.45
0575		546.78		13.95
0880		50,597.34	82,608.12	
Expenses				
1510	1,495.00		1,430.00	
1518	2,850.00		5,650.00	
1685	259.00		259.00	
1998				
1998.01	5,521.35		8,022.90	
Current Assets				
2000	25,645.34		14,482.17	
2475	7,402.17		17,336.73	
Non Current Assets				
2640	749,922.82		672,345.00	
Current Liabilities				
3325	9,609.01		13,799.95	
Equity				
4000				
4000.01		717,963.85		751,656.47
4025				
4025.01	7,547.90			
	810,252.59	810,252.59	815,933.87	815,933.87
Net Profit		82,163.39	33,692.62	

These financial statements are unaudited. They must be read in conjunction with the attached Accountant's
 Compilation Report and Notes which form part of these financial statements.

JOURNAL ENTRY

ENTITY Resnick SMSF JOURNAL NO Page 1

PERIOD COVERED FROM 01/07/2022_TO_30/06/2023 PERIOD NO 30 June 2023

Date	Account	Code	Dr	Cr	Client Code	Narration
30/06/2023	Change in MV	880		50,597.34		Being change in market value
	Units in fund	2640	50,597.34			POSTED
30/06/2023	ATO Levy	1685	259.00			Being levy charged by the ATO
	Taxation	3325		259.00		POSTED
30/06/2023	Accounting fees	1510	1,495.00			Being fees paid from refund
	Taxation	3325		1,495.00		POSTED
30/06/2023	Sundry Debtors	2475	7,402.16			Being debtors for 2023
	Dist'n from trusts	567		7,402.16		POSTED
30/06/2023	Dist'n from trusts	567		11,237.99		Being add franking credits & foreign tax
	Dist'n from trusts	567		36.37		credit
	Taxation	3325	11,274.36			POSTED
30/06/2023	Income tax	1998.01	5,521.35			Being income tax on earnings
	Taxation	3325		5,521.35		POSTED
						<i>4</i>

RESNICK SMSF
ABN 25 591 491 788
Detailed Operating Statement
For the year ended 30 June 2023

	Note	2023 \$	2022 \$
Revenue			
Change in MV		50,597	(82,608)
Distribution from trusts		41,145	64,263
Interest received		547	14
Total revenue		<u>92,289</u>	<u>(18,331)</u>
Expenses			
Accountancy		1,495	1,430
Adviser Fees		2,850	5,650
ATO Super Levy		259	259
Total expenses		<u>4,604</u>	<u>7,339</u>
Benefits Accrued as a Result of Operations Before Income Tax		87,685	(25,670)
Income tax expense	6	5,521	8,023
Benefits Accrued as a Result of Operations	7	<u><u>82,163</u></u>	<u><u>(33,693)</u></u>

These financial statements are unaudited. They must be read in conjunction with the attached Accountant's Compilation Report and Notes which form part of these financial statements.

RESNICK SMSF
ABN 25 591 491 788
Detailed Statement of Financial Position as at 30 June 2023

	2023 \$	2022 \$
Investments		
Units in managed funds	749,923 ¹ _{€1}	672,345
Total Investments	<u>749,923</u>	<u>672,345</u>
Other Assets		
Cash at bank	25,645 ¹ _{€1}	14,482
Distribution Receivables	7,402 ¹ _{€1}	17,337
Total other assets	<u>33,048</u>	<u>31,819</u>
Total assets	<u>782,970</u>	<u>704,164</u>
Liabilities		
Taxation	(9,609) ¹ _{€1}	(13,800)
Total liabilities	<u>(9,609)</u>	<u>(13,800)</u>
Net Assets Available to Pay Benefits	<u><u>792,579</u></u>	<u><u>717,964</u></u>
Represented by:		
Liability for Accrued Members' Benefits		
Allocated to members' accounts	792,579 ¹ _{€3}	717,964
	<u>792,579</u>	<u>717,964</u>

These financial statements are unaudited. They must be read in conjunction with the attached Accountant's Compilation Report and Notes which form part of these financial statements.

Resnick SMSF 2023

Schedule of Member Balances

	DOB	Age at 01/07/2022	Opening Balance	%
Steven Resnick (Accumulation)	3/12/1973	48	\$ 717,963.85	100.00%
			<u>\$ 717,963.85</u>	<u>100.00%</u>

Steven Resnick

Accumulation

Opening balance 1/7/22	\$ 717,963.85
Contributions	\$ -
Rollovers	\$ -
Div293 Withdrawal	-\$ 7,547.90
Allocated Earnings	\$ 87,684.74
Income Tax on earnings	-\$ 5,521.35
Closing Balance 30/6/23	<u>\$ 792,579.34</u>
Totals	<u>\$ 792,579.34</u>

RESNICK SMSF
ABN 25 591 491 788
Member's Information Statement
For the year ended 30 June 2023

	2023	2022
	\$	\$
<hr/>		
Steven Resnick		
Opening balance - Members fund	717,963.85	751,656.47
Div293 Tax Withdrawal	(7,547.90) <i>BL</i>	
Allocated earnings	87,684.74	(25,669.72)
Income tax expense - Earnings	(5,521.35)	(8,022.90)
Balance as at 30 June 2023	792,579.34	717,963.85
Withdrawal benefits at the beginning of the year	717,963.85	751,656.47
Withdrawal benefits at 30 June 2023	792,579.34	717,963.85

Withdrawal Benefit

Your withdrawal benefit is the amount you are entitled to on resignation or retirement and represent the sum of:

- member contributions
- superannuation guarantee contributions
- award contributions
- other employer contributions made on your behalf and earnings (after income tax) associated with the above contributions.

The preserved portion of your withdrawal benefit is the amount which cannot be paid out until you permanently retire from the workforce on or after age 55. The preservation age is to be increased from 55 to 60, on a phased in basis, by 2025.

Withdrawing Funds

Should a member wish to withdraw some or all of their withdrawal benefits from the fund, they should contact the administrator prior to taking action to be advised of their benefit entitlements at date of disposal.

Eligible Rollover Fund

The Fund has selected an 'eligible rollover fund' to which it will transfer benefits belonging to 'lost' members or unclaimed benefits.

Government regulations define members as 'lost' if two consecutive reports, sent at least six months apart, are returned unclaimed to the fund.

Unclaimed benefits are those belonging to members who have left their employer and fail to give instructions to the Fund for the disbursement of their benefit within 90 days of exiting.

These financial statements are unaudited. They must be read in conjunction with the attached Accountant's Compilation Report and Notes which form part of these financial statements.

RESNICK SMSF
ABN 25 591 491 788
Member's Information Statement
For the year ended 30 June 2023

	2023	2022
	\$	\$
Amounts Allocatable to Members		
Yet to be allocated at the beginning of the year		
Benefits accrued as a result of operations as per the operating statement	82,163.39	(33,692.62)
Div293 Tax Withdrawal	(7,547.90)	
Amount allocatable to members	74,615.49	(33,692.62)
Allocation to members		
Steven Resnick	74,615.49	(33,692.62)
Total allocation	74,615.49	(33,692.62)
Yet to be allocated	74,615.49	(33,692.62)
Members Balances		
Steven Resnick	792,579.34	717,963.85
Allocated to members accounts	792,579.34	717,963.85
Yet to be allocated		
Liability for accrued members benefits	792,579.34	717,963.85

These financial statements are unaudited. They must be read in conjunction with the attached Accountant's Compilation Report and Notes which form part of these financial statements.



Australian Government
Australian Taxation Office

Agent D BAKER & ASSOCIATES PTY LTD
Client RESNICK, STEVEN
TFN 343 853 107

Income tax 551

Date generated	24 October 2023
Overdue	\$0.00
Not yet due	\$0.00
Balance	\$0.00

Transactions

4 results found - from 24 October 2021 to 24 October 2023 sorted by processed date ordered newest to oldest

Processed date	Effective date	Description	Debit (DR)	Credit (CR)	Balance
11 Nov 2022	10 Nov 2022	Payment received		\$7,547.90 /	\$0.00
1 Nov 2022	28 Nov 2022	Div 293 tax Assessment - Division 293 tax Due and Payable for the period from 01 Jul 21 to 30 Jun 22	\$7,547.90		\$7,547.90 DR
14 Oct 2022	19 Oct 2022	EFT refund for Income Tax for the period from 01 Jul 21 to 30 Jun 22	\$8,912.96		\$0.00
12 Oct 2022	19 Oct 2022	Tax return Individuals - Income Tax for the period from 01 Jul 21 to 30 Jun 22		\$8,912.96	\$8,912.96 CR

Resnick SMSF

	2023	2022
Tax Reconciliation		
Taxable Profit for the Year	87,685.00	- 25,670.00
Add Backs		
Change in mkt value	(50,597.00)	82,608.00
Accounting Distribution	(41,145.00)	- 64,263.00
Formation Costs		-
Taxable Distribution } 0-1	40,141.00	49,493.00
Foreign Income }	725.00	678.00
Capital Gains - Dist'n	0.00	10,640.00
Taxable Income after Add backs	<u>36,809.00</u>	<u>60,811.00</u>
Profit/(Loss) for the Year	<u>36,809.00</u>	<u>53,486.00</u>
Tax at 15%	5,521.35	8,022.90
Tax Paid Sept 22	- 4,115.00	-
Tax Paid Dec 22	-	- 4,034.00
Tax Paid Mar 23	-	- 4,034.00
Tax Paid Jun 23	- - 4,115.00	- 4,034.00
Franking Credits	- 11,237.99	- 13,971.61
Foreign Tax Offset	- 36.37	- 42.24
Tax Shortfall/(Refund) I/S	<u>- 9,868.01</u>	<u>- 18,092.95</u>

Tax Liability B/S

Opening Balance 2023	- 13,799.95	16,197.00
Less Tax Instalment Paid	- 4,034.00	-
Less Tax Paid / Refund	<u>17,833.95</u>	<u>- 16,197.00</u>
	-	-
Add Current Year Provision	<u>5,521.35</u>	<u>8,022.90</u>
	5,521.35	8,022.90
Less:		
Tax Paid Sept 22	- 4,115.00	-
Tax Paid Dec 22	-	- 4,034.00
Tax Paid Mar 23	- - 4,115.00	- 4,034.00
Franking Credits	- 11,237.99	- 13,971.61
Foreign Tax Credit	- 36.37	- 42.24
	<u>- 9,868.01</u>	<u>- 14,058.95</u>
ATO Levy	<u>259.00</u>	<u>259.00</u>
2023 Balance	<u>- 9,609.01</u>	<u>- 13,799.95</u>

Local Income - Australia
Non Trust Income

Holding	Paid Date	Total Income	Net Amount	Franked Amount	Unfranked Amount	Interest	AMIT Decrease	AMIT Increase	Foreign Source Income	TFN WT	Foreign Income Tax	Franking Credits	Other Net FSI	Gross Amount
CASH ACC Macquarie CMA	29 Jul 2022	6.48	6.48	0.00	0.00	6.48	0.00	0.00	0.00	0.00	0.00	0.00	0.00	6.48
CASH ACC Macquarie CMA	31 Aug 2022	18.74	18.74	0.00	0.00	18.74	0.00	0.00	0.00	0.00	0.00	0.00	0.00	18.74
CASH ACC Macquarie CMA	30 Sep 2022	22.33	22.33	0.00	0.00	22.33	0.00	0.00	0.00	0.00	0.00	0.00	0.00	22.33
CASH ACC Macquarie CMA	31 Oct 2022	33.38	33.38	0.00	0.00	33.38	0.00	0.00	0.00	0.00	0.00	0.00	0.00	33.38
CASH ACC Macquarie CMA	30 Nov 2022	57.32	57.32	0.00	0.00	57.32	0.00	0.00	0.00	0.00	0.00	0.00	0.00	57.32
CASH ACC Macquarie CMA	30 Dec 2022	63.75	63.75	0.00	0.00	63.75	0.00	0.00	0.00	0.00	0.00	0.00	0.00	63.75
CASH ACC Macquarie CMA	31 Jan 2023	77.26	77.26	0.00	0.00	77.26	0.00	0.00	0.00	0.00	0.00	0.00	0.00	77.26
CASH ACC Macquarie CMA	28 Feb 2023	73.99	73.99	0.00	0.00	73.99	0.00	0.00	0.00	0.00	0.00	0.00	0.00	73.99
CASH ACC Macquarie CMA	31 Mar 2023	46.99	46.99	0.00	0.00	46.99	0.00	0.00	0.00	0.00	0.00	0.00	0.00	46.99
CASH ACC Macquarie CMA	28 Apr 2023	38.45	38.45	0.00	0.00	38.45	0.00	0.00	0.00	0.00	0.00	0.00	0.00	38.45
CASH ACC Macquarie CMA	31 May 2023	54.15	54.15	0.00	0.00	54.15	0.00	0.00	0.00	0.00	0.00	0.00	0.00	54.15
CASH ACC Macquarie CMA	30 Jun 2023	53.94	53.94	0.00	0.00	53.94	0.00	0.00	0.00	0.00	0.00	0.00	0.00	53.94
Non Trust income totals		546.78	546.78	0.00	0.00	546.78	0.00	0.00	0.00	0.00	0.00	0.00	0.00	546.78

Trust Income

Holding	Ex Date	Total Income	Net Amount	Franked Amount	Unfranked Amount	Interest	AMIT Decrease	AMIT Increase	Foreign Source Income	TFN WT	Foreign Income Tax	Franking Credits	Other Net FSI	Gross Amount
VASASX Vanguard Australian Shares Inde	03 Oct 2022	11,651.57	11,645.24	10,340.11	888.59	0.00	261.70	0.00	161.37	0.00	6.33	4,522.11	161.37	16,173.68
VASASX Vanguard Australian Shares Inde	03 Jan 2023	6,034.85	6,018.86	4,919.19	854.66	0.00	46.79	0.00	214.21	0.00	15.99	2,219.71	214.21	8,254.56
VASASX Vanguard Australian Shares Inde	03 Apr 2023	4,808.18	4,804.01	4,177.01	327.85	0.00	175.43	0.00	127.89	0.00	4.17	1,799.26	127.89	6,607.44
VASASX Vanguard Australian Shares Inde	03 Jul 2023	7,412.04	7,402.16	6,101.18	1,294.92	0.00	0.00	205.11	221.05	0.00	9.88	2,696.91	221.05	10,108.95
Trust income totals		29,906.64	29,870.27	25,537.49	3,365.82	0.00	483.92	205.11	724.52	0.00	36.37	11,237.99	724.52	41,144.63

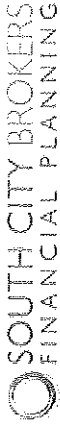
Australian Income Totals:
Total Income 30,453.42
Total Franking Credits 11,237.99

All amounts are in AU\$ unless otherwise specified.

Please check that all payments are correct before using this report for tax reporting purposes.

Resnick SMSF - Historical Cost Report

Shown from 01 Jul 2022 to 30 Jun 2023, including brokerage



ASX	Allocation Method	Opening Balance*	Opening Market Value	Opening Quantity	Purchases*	Cost of Sales*	Capital Adjustments	Closing Balance*	Closing Market Value	Closing Quantity
VAS:ASX Vanguard Australian Shares Index Etf	FIFO	660,224.74	651,632.76	8,028	26,980.48	0.00	-1,579.22	688,784.44	749,922.82	8,326
		660,224.74	651,632.76	8,028	26,980.48	0.00	-1,579.22	688,784.44	749,922.82	8,326
Cash Account										
Macquarie CMA		Opening Balance	Opening Market		Deposit	Withdraw		Closing Balance	Closing Market	
		\$14,482.17	\$14,482.17		\$56,690.55	\$45,527.38		\$25,645.34	\$25,645.34	
Total Cash Accounts		\$14,482.17	\$14,482.17		\$56,690.55	\$45,527.38		\$25,645.34	\$25,645.34	
Total		674,706.91	666,114.93	8,028.00	83,671.03	45,527.38	-1,579.22	714,429.78	775,568.16	8,326

* Marked figures are listed at cost price. All amounts converted to Australian Dollars.



Australian Government
Australian Taxation Office

PAYG Instalments report 2023

Tax Agent 74081009
Last Updated 21/10/2023

TFN	Client Name	Quarter 1 (\$)	Quarter 2 (\$)	Quarter 3 (\$)	Quarter 4 (\$)	Total Instalment (\$)
573213714	THE TRUSTEE FOR RESNICK SMSF	4,115.00	Not Applicable	Not Applicable	Not Applicable	4,115.00 ^

Total No of Clients: 1



Australian Government
Australian Taxation Office

Agent D BAKER & ASSOCIATES PTY LTD
Client THE TRUSTEE FOR RESNICK
SMSF
ABN 25 591 491 788
TFN 573 213 714

Income tax 002

Date generated	24 October 2023
Overdue	\$0.00
Not yet due	\$0.00
Balance	\$0.00

Transactions

5 results found - from 24 October 2021 to 24 October 2023 sorted by processed date ordered newest to oldest

Processed date	Effective date	Description	Debit (DR)	Credit (CR)	Balance
27 Oct 2022	1 Nov 2022	EFT refund for Income Tax for the period from 01 Jul 21 to 30 Jun 22	\$17,833.95		\$0.00
27 Oct 2022	27 Oct 2022	Tax return Self Man Superfund - Income Tax for the period from 01 Jul 21 to 30 Jun 22		\$17,833.95	\$17,833.95 CR
10 Jun 2022	10 Jun 2022	General interest charge			\$0.00
10 Jun 2022	9 Jun 2022	Payment received		\$16,197.00	\$0.00
1 Jun 2022	1 Jun 2022	General interest charge			\$16,197.00 DR



Australian Government
Australian Taxation Office

Agent D BAKER & ASSOCIATES PTY LTD
Client THE TRUSTEE FOR RESNICK
SMSF
ABN 25 591 491 788
TFN 573 213 714

Activity statement 004


Date generated	24 October 2023
Overdue	\$0.00
Not yet due	\$0.00
Balance	\$0.00

Transactions

12 results found - from 24 October 2021 to 24 October 2023 sorted by processed date ordered newest to oldest

Processed date	Effective date	Description	Debit (DR)	Credit (CR)	Balance
30 Oct 2022	30 Oct 2022	General interest charge			\$0.00
30 Oct 2022	28 Oct 2022	Original Activity Statement for the period ending 30 Sep 22 - PAYG Instalments	\$4,115.00		\$0.00
17 Oct 2022	14 Oct 2022	Payment received		\$4,115.00	\$4,115.00 CR
31 Jul 2022	31 Jul 2022	General interest charge			\$0.00
31 Jul 2022	28 Jul 2022	Original Activity Statement for the period ending 30 Jun 22 - PAYG Instalments	\$4,034.00		\$0.00
18 Jul 2022	15 Jul 2022	Payment received		\$4,034.00	\$4,034.00 CR
1 May 2022	1 May 2022	General interest charge			\$0.00 [^]
1 May 2022	28 Apr 2022	Original Activity Statement for the period ending 31 Mar 22 - PAYG Instalments	\$4,034.00		\$0.00
14 Apr 2022	13 Apr 2022	Payment received		\$4,034.00	\$4,034.00 CR
9 Mar 2022	9 Mar 2022	General interest charge			\$0.00
9 Mar 2022	8 Mar 2022	Payment received		\$4,034.00	\$0.00

Processed date	Effective date	Description	Debit (DR)	Credit (CR)	Balance
7 Mar 2022	28 Feb 2022	Original Activity Statement for the period ending 31 Dec 21 - PAYG Instalments	\$4,034.00		\$4,034.00 DR



MACQUARIE

Macquarie Cash Management Account

MACQUARIE BANK LIMITED
ABN 46 008 583 542 AFSL 237502

enquiries 1800 806 310
transact@macquarie.com
www.macquarie.com.au

GPO Box 2520
Sydney, NSW 2001



RESNICK SUPER PTY LTD
5 GOLDING STREET
DIANELLA WA 6059

1 Shelley Street
Sydney, NSW 2000

account balance **\$25,645.34**
as at 30 Jun 23

account name RESNICK SUPER PTY LTD ATF
RESNICK SMSF
account no. 966772261

transaction	description	debits	credits	balance
30.12.22	OPENING BALANCE			41,458.18
18.01.23	Deposit VAS PAYMENT JAN23/00850519		6,018.86 0567	47,477.04
31.01.23	Interest MACQUARIE CMA INTEREST PAID*		77.26 0575	47,554.30
28.02.23	Interest MACQUARIE CMA INTEREST PAID*		73.99 0575	47,628.29
07.03.23	Funds transfer MOT CNT23189349 BUY 298 VAS	26,980.48 2640		20,647.81
31.03.23	Interest MACQUARIE CMA INTEREST PAID*		46.99 0575	20,694.80
20.04.23	Deposit VAS PAYMENT APR23/00850693		4,804.00 0567	25,498.80
28.04.23	Interest MACQUARIE CMA INTEREST PAID*		38.45 0575	25,537.25
31.05.23	Interest MACQUARIE CMA INTEREST PAID*		54.15 ''	25,591.40
30.06.23	Interest MACQUARIE CMA INTEREST PAID*		53.94 ''	25,645.34

how to make a transaction

online
Log in to www.macquarie.com.au/personal

by phone
Call 133 275 to make a phone transaction


transfers from another bank account
Transfer funds from another bank to this account:
BSB 182 512
ACCOUNT NO. 966772261

deposits using BPay
From another bank



Billers code: 667022
Ref: 966 772 261

continued on next



Macquarie Cash Management Account

MACQUARIE BANK LIMITED
ABN 46 008 583 542 AFSL 237502

enquiries 1800 806 310
transact@macquarie.com
www.macquarie.com.au

GPO Box 2520
Sydney, NSW 2001



RESNICK SUPER PTY LTD
5 GOLDING STREET
DIANELLA WA 6059

1 Shelley Street
Sydney, NSW 2000

account balance **\$41,458.18**
as at 30 Dec 22

account name RESNICK SUPER PTY LTD ATF
RESNICK SMSF
account no. 966772261

transaction	description	debits	credits	balance
30.06.22	OPENING BALANCE			14,482.17 A
15.07.22	BPAY BPAY TO AUSTRALIAN TAX OFFICE	3325 4,034.00		10,448.17
18.07.22	Deposit VAS PAYMENT JUL22/00849928		17,336.72 2475	27,784.89
29.07.22	Interest MACQUARIE CMA INTEREST PAID*		6.48 0575	27,791.37
31.08.22	Interest MACQUARIE CMA INTEREST PAID*		18.74 0575	27,810.11
05.09.22	Funds transfer TRANSACT TFR TO 967716036 BLYTHE GROUP P	2,850.00 1518		24,960.11
30.09.22	Interest MACQUARIE CMA INTEREST PAID*		22.33 0575	24,982.44
14.10.22	BPAY BPAY TO TAX OFFICE PAYMENTS	4,115.00 3325		20,867.44
18.10.22	Deposit VAS PAYMENT OCT22/00850546		11,645.24 0567	32,512.68
31.10.22	Interest MACQUARIE CMA INTEREST PAID*		33.38 0575	32,546.06
02.11.22	Deposit CBA 2022 tax refund		16,338.95 3325	48,885.01
10.11.22	BPAY BPAY TO TAX OFFICE PAYMENTS	7,547.90 3325		41,337.11

how to make a transaction

online
Log in to www.macquarie.com.au/personal

by phone
Call 133 275 to make a phone transaction

transfers from another bank account
Transfer funds from another bank to this account:
BSB 182 512
ACCOUNT NO. 966772261

deposits using BPay
From another bank



Billers code: 667022
Ref: 966 772 261

continued on next



Macquarie Cash Management Account

enquiries 1800 806 310

account name RESNICK SUPER PTY LTD ATF
 RESNICK SMSF
 account no. 966772261

transaction	description	debits	credits	balance
30.11.22	Interest		57.32 <i>0575</i>	41,394.43
30.12.22	Interest		63.75 <i>0575</i>	41,458.18
CLOSING BALANCE AS AT 30 DEC 22		18,546.90	45,522.91	41,458.18

* Stepped interest rates for the period 1 July to 13 July: balances \$0.00 to \$4,999.99 earned 0.25% balances \$5,000.00 and above earned 0.25% pa (13 days); 14 July to 11 August: balances \$0.00 to \$4,999.99 earned 0.50% balances \$5,000.00 and above earned 0.50% pa (29 days); 12 August to 15 September: balances \$0.00 to \$4,999.99 earned 0.90% balances \$5,000.00 and above earned 0.90% pa (35 days); 16 September to 13 October: balances \$0.00 to \$4,999.99 earned 1.25% balances \$5,000.00 and above earned 1.25% pa (28 days); 14 October to 15 November: balances \$0.00 to \$4,999.99 earned 1.50% balances \$5,000.00 and above earned 1.50% pa (33 days); 16 November to 15 December: balances \$0.00 to \$4,999.99 earned 1.75% balances \$5,000.00 and above earned 1.75% pa (30 days); 16 December to 30 December: balances \$0.00 to \$4,999.99 earned 2.00% balances \$5,000.00 and above earned 2.00% pa (15 days)


continued on next




Financial Year Summary

01 Jul 2022 - 30 Jun 2023

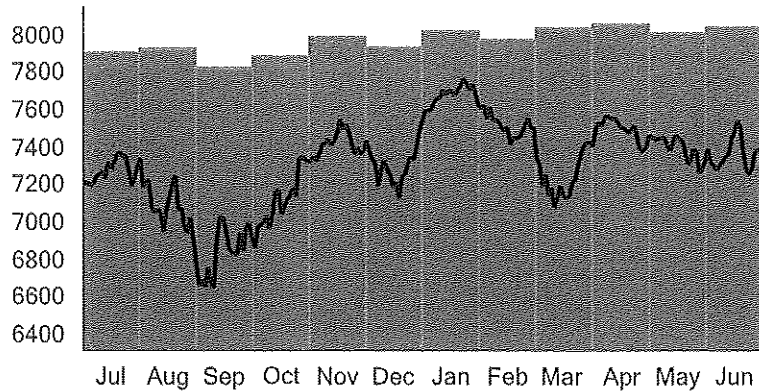
Summary Information A/C 301026	+/-	
Holdings valuation at start of period		\$672,345.00
Holdings valuation at end of period	\$77,577.82	\$749,922.82 ▲
Portfolio at start of period		\$672,345.00
Portfolio at end of period	\$77,577.82	\$749,922.82
Total portfolio value		\$749,922.82 ▲
Total brokerage		\$32.34
Information service fees		\$0.00
Estimated dividends and distributions		\$39,804.81
Estimated franking credits		\$13,265.53



2022
 Holdings 100.00%



2023
 Holdings 100.00%



While every effort has been made to provide you with an accurate statement, we give no warranty of accuracy or reliability and take no responsibility for any errors or omissions including negligence by any officers, employees or agents. We encourage you to confirm the information, holdings and valuations contained herein. Information contained in the report may only relate to the period since you commenced our service.

Copyright © 2023 Third Party Platform Pty Limited. All rights reserved.

Macquarie Online Trading is a service provided by Third Party Platform Pty Ltd (TPP) ABN 74 121 227 905 AFSL No. 314341, at the request of Macquarie Bank Limited ABN 48 008 621 542 AFSL 267502 (MBL). TPP is a Participant of the ASX Group. Neither TPP nor MBL are representatives of each other. Some of the fees paid to TPP for the provision of its services will be remitted to MBL. TPP and MBL do not provide personal financial advice in relation to Macquarie Online Trading. You should consider your own financial situation, particular needs and investment objectives before acting on any of the information available on this report.

Holdings valuation

01 Jul 2022 - 30 Jun 2023

Holdings valuation at 1 Jul 2022

\$672,345.00

Equities

ASX code	Description	Quantity	Cost Price	Price	Value
VAS	V300AEQ ETF UNITS	8,028 ✓	\$82.03	\$83.750	\$672,345.00
Sub total					\$672,345.00

+ Purch 298 VAS \$26920.48

Holdings valuation at 30 Jun 2023

\$749,922.82

= \$699325.48A

Equities

ASX code	Description	Quantity	Cost Price	Price	Value
VAS	V300AEQ ETF UNITS	8,326 ✓	\$82.33	\$90.070	\$749,922.82
Sub total					\$749,922.82

= + \$50597.34

While every effort has been made to provide you with an accurate statement, we give no warranty of accuracy or reliability and take no responsibility for any errors or omissions including negligence by any officers, employees or agents. We encourage you to confirm the information, holdings and valuations contained herein. Information contained in the report may only relate to the period since you commenced our service.

Copyright © 2023 Third Party Platform Pty Limited. All rights reserved.


Macquarie Online Trading is a service provided by Third Party Platform Pty Ltd (TPP) (ABN 74 121 227 905 AFSL No. 314341), as a request of Macquarie Bank Limited (ABN 48 008 853 642 AFSL 237302 (MBSL)). TPP is a Participant of the ASX Group. Neither TPP nor MBSL are representatives of each other. Some of the fees paid to TPP for the provision of its services will be remitted to MBSL. TPP and MBSL do not provide personal financial advice in relation to Macquarie Online Trading. You should consider your own financial situation, particular needs and investment objectives before acting on any of the information available on this report.

Holdings valuation (continued)

01 Jul 2022 - 30 Jun 2023


Holdings valuation at 1 Jul 2022	\$672,345.00
---	---------------------

Holdings composition 1 Jul 2022



Holdings valuation at 30 Jun 2023	\$749,922.82
--	---------------------

Holdings composition 30 Jun 2023



While every effort has been made to provide you with an accurate statement, we give no warranty of accuracy or reliability and take no responsibility for any errors or omissions including negligence by any officers, employees or agents. We encourage you to confirm the information, holdings and valuations contained herein. Information contained in this report may only relate to the period since you commenced our service.

Copyright © 2023 Third Party Platform Pty Limited. All rights reserved.

Macquarie Online Trading is a service provided by Third Party Platform Pty Ltd (TPP) (ABN 74 121 227 905 AFSL No. 314341) at the request of Macquarie Bank Limited (ABN 48 065 853 842 AFSL 267302) (MBSL). TPP is a Part of the ASX Group. Neither TPP nor MBSL are representatives of each other. Some of the fees payable to TPP for the provision of its services will be remitted to MBSL. TPP and MBSL do not provide personal financial advice in relation to Macquarie Online Trading. You should consider your own financial situation, particular needs and investment objectives before acting on any of the information provided in this report.

Transaction summary

01 Jul 2022 - 30 Jun 2023

Equities

VAS		VNGD AUS SHARES ETF UNITS							
Date	Type	Action	Quantity	Unit price	Trade value	Brokerage	Other fees	GST	Total value
09/04/2019	Buy	B4237077	3,158	\$78.8300	\$248,945.14	\$271.57	\$0.00	\$27.16	\$249,243.87
09/04/2019	Buy	B4237097	3,159	\$78.8200	\$248,992.38	\$271.63	\$0.00	\$27.16	\$249,291.17
14/02/2020	Buy	B4861422	222	\$89.8600	\$19,948.92	\$21.76	\$0.00	\$2.18	\$19,972.86
02/06/2021	Buy	B20992168	216	\$92.3500	\$19,947.60	\$21.76	\$0.00	\$2.18	\$19,971.54
22/06/2021	Buy	B21048250	1,273	\$94.1900	\$119,903.87	\$130.82	\$0.00	\$13.08	\$120,047.77
03/03/2023	Buy	B23189349	298	\$90.4300	\$26,948.14	\$29.40	\$0.00	\$2.94	\$26,980.48
Sub total			8,326						

While every effort has been made to provide you with an accurate statement, we give no warranty of accuracy or reliability and (see no responsibility for any errors or omissions including negligence by any officers, employees or agents. We encourage you to confirm the information, holdings and valuations contained herein. Information contained in this report may only relate to the period since you commenced our service.

Copyright © 2023 Third Party Platform Pty Ltd. All rights reserved.

Macquarie Online Trading is a service provided by Third Party Platform Pty Ltd (TPP) ABN 74 121 227 905 AFSL No. 314341, at the request of Macquarie Bank Ltd (ABN 48 016 361 542 AFSL 237602 (MBSL)). TPP is a Participant of the ASX Group. Neither TPP nor MBSL are representatives of each other. Some or the fees paid to TPP for the provision of its services will be reimbursed to MBSL. TPP and MBSL do not provide personal financial advice in relation to Macquarie Online Trading. You should consider your own financial situation, particular needs and investment objectives before acting on any of the information available on this report.

Brokerage & information services

01 Jul 2022 - 30 Jun 2023

March 2023	Amount	GST	Total
Brokerage and trail fees	\$29.40	\$2.94	\$32.34
Information services	\$0.00	\$0.00	\$0.00
	\$29.40	\$2.94	\$32.34

Brokerage total	\$29.40	\$2.94	\$32.34
-----------------	---------	--------	---------

Information services total	\$0.00	\$0.00	\$0.00
----------------------------	--------	--------	--------

While every effort has been made to provide you with an accurate statement, we give no warranty of accuracy or reliability and do not accept liability for any errors or omissions including negligence by any officers, employees or agents. We encourage you to confirm the information, holdings and valuations contained herein. Information contained in this report may only relate to the period since you commenced our service.

Copyright © 2023 Third Party Platform Pty Limited. All rights reserved.

Macquarie OnLine Trading is a service provided by Third Party Platform Pty Ltd (TPP) (ABN 74 121 227 905 AFSL No. 314341) at the request of Macquarie Bank Limited (ABN 48 016 000 602 AFSL 287502 "MBSL"). TPP is a Participant of the ASX Group. Neither TPP nor MBSL are representatives of each other. Some of the fees paid to TPP for the provision of its services will be remitted to MBSL. TPP and MBSL do not provide personal financial advice in relation to Macquarie OnLine Trading. You should consider your own financial situation, personal needs and investment objectives before acting on any of the information available on this report.

Estimated dividends & distributions

01 Jul 2022 - 30 Jun 2023

VAS		VNGD AUS SHARES ETF UNITS					
Ex div. date	Payment date	Type	Div. amount	Franking %	Balance	Franking credit	Est. dividend
01/07/2022	18/07/2022	Final	\$2.159532	66.43%	8,028	\$4,935.77	\$17,336.72 - 2022 Debtor
03/10/2022	18/10/2022	Interim	\$1.450577	88.79%	8,028	\$4,431.34	\$11,645.23 ✓
03/01/2023	18/01/2023	Interim	\$0.749734	81.73%	8,028	\$2,108.24	\$6,018.86 ✓
03/04/2023	20/04/2023	Interim	\$0.576988	86.95%	8,326	\$1,790.18	\$4,804.00 ✓
Estimated subtotal						\$13,265.53	\$39,804.81
Estimated total						\$13,265.53	\$39,804.81

The information presented in this report is a general estimation and is intended as a guide for indicative purposes only. It is an extrapolation of our understanding of your holdings against publicly available dividend entitlement and payment information. It should not be considered a replacement for your own records. We encourage you to confirm the information and holdings represented here.

While every effort has been made to provide you with an accurate statement, we give no warranty of accuracy or reliability and take no responsibility for any errors or omissions including negligence by any officers, employees or agents. We encourage you to confirm the information, holdings and valuations contained herein. Information contained in the report may only relate to the period since you commenced our service.

Copyright © 2022 Third Party Platform Pty Limited. All rights reserved.

Marquette Online Trading is a service provided by Third Party Platform Pty Ltd (TPP) (ABN 74 121 227 905 AFSL No. 314341) at the request of Neosquid Bank Limited (ASX:NBK) (AFSL 267802). NBK, TPP is a Participant of the ASX Group. Neither TPP nor NBK are representatives of any client. Some of the fees paid to TPP for the provision of its services will be remitted to NBK. TPP and NBK do not provide personal financial advice in relation to Marquette Online Trading. You should carry out your own financial situation, particular needs and investment objectives before acting on any of the information available on this report.

Resnick SMSF - All Trades Report
 Shown from 01 Jul 2022 to 30 Jun 2023



ASX	DATE	TYPE	QTY	PRICE	BROKERAGE	EXCH. RATE	VALUE
<u>VASASX Vanguard Australian Shares L...</u>	3 Mar 2023	Buy	298	\$90.43	AU\$32.34	1.00 AUD/AUD	26,980.48

All amounts are in Australian Dollars unless otherwise specified.



ABN 72 072 881 086. AFS License 227263.

Vanguard® Australian Shares Index ETF



Computershare Investor Services Pty Limited
GPO Box 2975
Melbourne VIC 3001 Australia
Enquiries (within Australia) 1300 757 905
(outside Australia) 61 3 9415 4813
Facsimile 61 2 8235 8209
www.investorcentre.com/au

194708 000 VAS
RESNICK SUPER PTY LTD
<RESNICK SMSF A/C>
5 GOLDING STREET
DIANELLA WA 6059

Date: 2nd August 2023
Holder Number: **SRN WITHHELD**
ASX Code: VAS

Annual Statement

Vanguard Australian Shares Index ETF

Statement for period: 1 July 2022 to 30 June 2023

This statement represents an Annual Statement for the period 1 July 2022 to 30 June 2023 for your holding in Vanguard Australian Shares Index ETF (VAS). Please refer to the last page for the glossary of terms and calculation methodologies.

Date ¹	Transaction List	Unit Transactions	Unit Price ²	Units Held ³	Unit Value ⁴
30/06/2022	Opening Balance		\$83.57	8028	\$670,892.00
07/03/2023	Purchase	298 ✓	-	8326	-
30/06/2023	Closing Balance		\$90.07	8326	\$749,923.00

Cash Distribution Received	\$39,805.00
----------------------------	-------------

Distribution Reinvestment Cash Balance

Date ¹	Balance
30/06/2022	-
30/06/2023	-



Manage your holdings



www.investorcentre.com/au



Computershare Investor Services Pty Limited
GPO Box 2975 Melbourne
Victoria 3001 Australia

Enquiries:



(within Australia) 1300 757 905
(outside Australia) +61 3 9415 4813

☎ 095776 000 VAS



RESNICK SUPER PTY LTD
<RESNICK SMSF A/C>
5 GOLDING STREET
DIANELLA WA 6059

Holder Identification Number (HIN)

HIN WITHHELD

Record Date:

4 July 2023

Payment Date:

18 July 2023

Vanguard Distribution for the Period Ended 30 June 2023

Distribution Payment

ASX	Fund Name	Cash per Security (\$)	Units	Gross Cash Amount (\$)	Tax Withheld Amount (\$)	Net Cash Amount (\$)
VAS	Vanguard Australian Shares Index ETF	0.88904131	8,326	7,402.16	0.00	7,402.16
Total:				7,402.16	0.00	7,402.16

Your Payment Instruction:

MACQUARIE BANK LTD

BSB: 182-512

Account Number: XXXXXX61

Amount Deposited:

AUD\$7,402.16 ↗

If payment cannot be made to the above account, the distribution amount will be held as a non-interest bearing deposit pending receipt of your valid direct credit instructions. Register your instructions at www.investorcentre.com/au or call Computershare on 1300 757 905.

Note 1: You should refer to the Vanguard tax booklet for Australian domiciled Vanguard ETFs at www.vanguard.com.au/etf for more tax related information. Please retain this statement in a safe place as a charge may be levied for a replacement.

Note 2: If you require a cash payment to be re-issued, you may be charged an administrative fee which will be deducted from your payment. Fees are applicable to certain types of payments valued at over \$100 AU.



A-1

Macquarie Cash Management Account

enquiries 1800 806 310

account name RESNICK SUPER PTY LTD ATF
RESNICK SMSF
account no. 966772261

Please note the following financial services companies and/or financial advisers have authority on your account.

Name	Authority Type
THIRD PARTY PLATFORM PTY LTD	Clearing and settlement authority
KERBEL STEVEN G SOUTH CITY BROKERS PTY LTD	Enquiry authority

Authority descriptions

Enquiry authority - you have authorised the third party to have access to information about your account.

Clearing and settlement authority - you have authorised the named party to debit and credit your account in respect to clearing and settlement services they provide as set out in the relevant terms and conditions. This includes all settlement amounts for securities trading, brokerage, margins and other applicable fees and charges.

Please consider carefully who you appoint as a third party authority on your account as we may follow their instructions as if they were yours. It is important that you understand this risk and carefully consider what level of authority you give to them. For more information on third party authority levels search 'Macquarie Help' in your browser to find our Help Centre.

annual interest summary 2022/2023

INTEREST PAID	546.78
TOTAL INCOME PAID	546.78

RESNICK SMSF
ABN 25 591 491 788

Page 1 of 1

Ledger Entries Report for the year ending 30 June, 2023

24/10/2023
 10:09

Date	Trans No	Chq/Rec	Description	Code	Debit	Credit	Total
Account number 0575 - Interest received							
29/07/2022	000000004	R	Interest			6.48	(6.48)
31/08/2022	000000005	R	Interest			18.74	(25.22)
30/09/2022	000000007	R	Interest			22.33	(47.55)
31/10/2022	000000010	R	Interest			33.38	(80.93)
30/11/2022	000000013	R	Interest			57.32	(138.25)
31/12/2022	000000014	R	Interest			63.75	(202.00)
31/01/2023	000000016	R	Interest			77.26	(279.26)
28/02/2023	000000017	R	Interest			73.99	(353.25)
31/03/2023	000000019	R	Interest			46.99	(400.24)
30/04/2023	000000021	R	Interest			38.45	(438.69)
31/05/2023	000000022	R	Interest			54.15	(492.84)
30/06/2023	000000023	R	Interest			53.94	(546.78)
Total						<u>546.78</u>	<u>^</u>

177383 000 VAS



RESNICK SUPER PTY LTD
 <RESNICK SMSF A/C>
 5 GOLDING STREET
 DIANELLA WA 6059

Contact Us:

Online:
www.investorcentre.com/au/contact

By Mail:
 Computershare Investor Services Pty Limited
 GPO Box 2975 Melbourne
 Victoria 3001 Australia

Enquiries:

(within Australia) 1300 757 905
 (international) +61 3 9415 4813

Holder Identification Number (HIN)

HIN WITHHELD

X0024260223

ATTRIBUTION MANAGED INVESTMENT TRUST MEMBER ANNUAL TAX STATEMENT FOR YEAR ENDED 30 JUNE 2023

The following tax return items are valid for Australian resident individual unitholders only.

PART A – SUMMARY OF 2023 TAX RETURN (SUPPLEMENTARY SECTION) ITEMS

Item	Tax Return Label	Amount
Share of net income from trusts, less net capital gains, foreign income and franked distributions	13U	\$3,365.81
Franked distributions from trusts	13C	\$36,775.49
Share of franking credits from franked dividends	13Q	\$11,237.99
Share of credit for TFN amounts withheld	13R	\$0.00
Share of credit for foreign resident withholding amounts	13A	\$0.00
Net capital gain	18A	\$0.00
Total current year capital gains	18H	\$0.00
Assessable foreign source income	20E	\$724.51
Other net foreign source income	20M	\$724.51
Foreign income tax offset	20O	\$36.37

PART B – COMPONENTS OF ATTRIBUTION

Item	Cash Distribution	Tax Paid/Offsets	Attribution
Australian Income			
Unfranked distributions	\$604.67		\$280.14
Unfranked CFI distributions	\$2,241.44		\$2,249.12
Interest - subject to non resident WHT	\$193.33		\$278.28
Interest - not subject to non resident WHT	\$0.00		\$0.00
Other income - clean building MIT income	\$5.22		\$5.09
Other income - excluded from NCM1	\$6.84		\$6.85
Other income - NCM1	\$53.62		\$78.53
Other income	\$399.08		\$467.80
Non primary production income	\$3,504.20		\$3,365.81
Franked distributions	\$25,518.89	\$11,237.99	\$36,775.49
Capital Gains			
Discounted capital gains TAP - clean building MIT income	\$0.00		\$0.00
Discounted capital gains TAP - excluded from NCM1	\$0.00		\$0.00
Discounted capital gains TAP - NCM1	\$0.00		\$0.00
Discounted capital gains TAP	\$0.00		\$0.00
Discounted capital gains NTAP	\$79.70		\$0.00
Capital gains – other method TAP - clean building MIT income	\$0.00		\$0.00
Capital gains – other method TAP - excluded from NCM1	\$0.00		\$0.00
Capital gains – other method TAP - NCM1	\$0.00		\$0.00
Capital gains – other method TAP	\$0.00		\$0.00
Capital gains – other method NTAP	\$0.00		\$0.00
Net capital gain	\$79.70		\$0.00
AMIT CGT gross up amount			\$0.00
Other capital gains distribution	\$79.70		\$0.00
Total current year capital gains	\$159.40		\$0.00
Foreign Income			
Assessable foreign source income	\$687.77	\$36.37	\$724.51
Other Non-assessable Amounts			
Non-assessable non-exempt amount	\$0.00		\$0.00
Net exempt income	\$0.00		\$0.00
Other non-attributable amounts	\$0.00		\$0.00
Gross Amount	\$29,870.26		\$40,865.81
AMIT cost base net amount - excess (reduce cost base)			\$278.81
AMIT cost base net amount - shortfall (increase cost base)			\$0.00
Less TFN amounts withheld	\$0.00		\$0.00
Less non-resident withholding tax			\$41,144.62
- Interest / dividend amounts withheld	\$0.00		
- Fund payment amounts withheld	\$0.00		
Net Cash Distribution	\$29,870.26		

All correspondence to:
Computershare Investor Services Pty Limited
GPO Box 2975 Melbourne
Victoria 3001 Australia
Enquiries (within Australia) 1300 757 905
(outside Australia) 61 3 9415 4813
Facsimile 61 2 8235 8209
www.investorcentre.com/au/contact
www.computershare.com

098567 000 VAS



RESNICK SUPER PTY LTD
<RESNICK SMSF A/C>
5 GOLDING STREET
DIANELLA WA 6059

Holder Identification Number (HIN)

HIN WITHHELD

ASX Code VAS
TFN/ABN Status Quoted
Record Date 4 October 2022
Payment Date 18 October 2022

Vanguard Australian Shares Index ETF
Distribution Payment for the Period Ending 30 September 2022
Direct Credit Advice

Class Description	Rate Per Security	Securities Held	Gross Amount
ETF	\$1.45057750	8,028	\$11,645.24

Withholding tax: \$0.00

NET PAYMENT: \$11,645.24

Note: You should retain this statement to assist you in preparing your tax return. Please keep this in a safe place as a charge may be levied for a replacement. If you require a payment to be re-issued, you may be charged an administrative fee which will be deducted from your payment. Fees are applicable to certain types of payments valued at over \$100 AUD.

For additional information regarding the distribution, including estimated tax components and Fund Payment information, please visit the Announcements section of the Vanguard Investments Australia web page www.vanguard.com.au/etf

Your Payment Instruction

Bank: MACQUARIE BANK LTD
BSB: 182-512
ACC: XXXXXX61

Amount Deposited
\$11,645.24

If payment cannot be made to the above instruction, a direct credit form will be forwarded to your registered address and your distribution entitlement shown above will be held as a non-interest bearing deposit until your new direct credit instructions are received.

096498 000 VAS



RESNICK SUPER PTY LTD
<RESNICK SMSF A/C>
5 GOLDING STREET
DIANELLA WA 6059

Manage your holdings

www.investorcentre.com/au

Computershare Investor Services Pty Limited
GPO Box 2975 Melbourne
Victoria 3001 Australia

Enquiries:



(within Australia) 1300 757 905
(outside Australia) +61 3 9415 4813

Holder Identification Number (HIN)

HIN WITHHELD

Record Date:

4 January 2023

Payment Date:

18 January 2023

Vanguard Distribution for the Period Ended 31 December 2022

Distribution Payment

ASX	Fund Name	Cash per Security (\$)	Units	Gross Cash Amount (\$)	Tax Withheld Amount (\$)	Net Cash Amount (\$)
VAS	Vanguard Australian Shares Index ETF	0.74973371	8,028	6,018.86	0.00	6,018.86
			Total:	6,018.86	0.00	6,018.86

Your Payment Instruction:

MACQUARIE BANK LTD

BSB: 182-512

Account Number: XXXXXXX61

Amount Deposited:**AUD\$6,018.86**

If payment cannot be made to the above account, the distribution amount will be held as a non-interest bearing deposit pending receipt of your valid direct credit instructions. Register your instructions at www.investorcentre.com/au or call Computershare on 1300 757 905.

Note 1: You should refer to the Vanguard tax booklet for Australian domiciled Vanguard ETFs at www.vanguard.com.au/etf for more tax related information. Please retain this statement in a safe place as a charge may be levied for a replacement.

Note 2: If you require a cash payment to be re-issued, you may be charged an administrative fee which will be deducted from your payment. Fees are applicable to certain types of payments valued at over \$100 AU.

Manage your holdings



www.investorcentre.com/au



Computershare Investor Services Pty Limited
GPO Box 2975 Melbourne
Victoria 3001 Australia

Enquiries:



(within Australia) 1300 757 905
(outside Australia) +61 3 9415 4813

┌ 095676 000 VAS



RESNICK SUPER PTY LTD
<RESNICK SMSF A/C>
5 GOLDING STREET
DIANELLA WA 6059

Holder Identification Number (HIN)

HIN WITHHELD

Record Date:

4 April 2023

Payment Date:

20 April 2023

Vanguard Distribution for the Period Ended 31 March 2023

Distribution Payment

ASX	Fund Name	Cash per Security (\$)	Units	Gross Cash Amount (\$)	Tax Withheld Amount (\$)	Net Cash Amount (\$)
VAS	Vanguard Australian Shares Index ETF	0.57698809	8,326	4,804.00	0.00	4,804.00
Total:				4,804.00	0.00	4,804.00

Your Payment Instruction:

MACQUARIE BANK LTD BSB: 182-512 Account Number: XXXXXX61

Amount Deposited: AUD\$4,804.00

If payment cannot be made to the above account, the distribution amount will be held as a non-interest bearing deposit pending receipt of your valid direct credit instructions. Register your instructions at www.investorcentre.com/au or call Computershare on 1300 757 905.

Note 1: You should refer to the Vanguard tax booklet for Australian domiciled Vanguard ETFs at www.vanguard.com.au/etf for more tax related information. Please retain this statement in a safe place as a charge may be levied for a replacement.

Note 2: If you require a cash payment to be re-issued, you may be charged an administrative fee which will be deducted from your payment. Fees are applicable to certain types of payments valued at over \$100 AU.

D. BAKER & ASSOCIATES PTY LTD

Chartered Accountants

A.B.N. 96 099 535 065
 PO BOX 310
 MIDLAND, WA 6936
 Unit 1, 4 Farrall Road, Midvale, WA
 Phone (08) 9274 6637

RESNICK SMSF
 5 GOLDING STREET
 DIANELLA WA 6059

Statement

 Ref: RES05
 As at 30 June, 2023

Date	Description	Debit	Credit
27/10/2022	Invoice 030206 Issued	1,495.00	
01/11/2022	Receipt 031541 Applied Against Invoice 030206		1,495.00
120+ Days 0.00	90 Days 0.00	60 Days 0.00	30 Days 0.00
Current 0.00			
Amount Due:			
Terms: Seven Days From Date Of Invoice			

Please detach the portion below and forward with your payment

Remittance Advice			
RESNICK SMSF			Ref: RES05
ALL CREDIT CARD PAYMENTS attract a 1.25% charge			As at 30 June, 2023
Cheque <input type="checkbox"/>	Mastercard <input type="checkbox"/>	Visa <input type="checkbox"/>	Amount Due:
Card Number	<input type="text"/>	<input type="text"/>	<input type="text"/>
Cardholder	Signature	Expiry Date	
PAYMENT CAN BE MADE DIRECTLY TO OUR BANK			
BSB 06 6115 Account 1038 7658 D.Baker & Associates Pty Ltd			

TAX INVOICE

Resnick Superannuation Fund

Invoice Date
2 Sep 2022

Invoice Number
20162557

ABN
99 109 650 704

South City Brokers Pty Ltd
37 Blythe Avenue
YOKINE WA 6060
Authorised Rep. of:
Blythe Group Pty Ltd ABN 66
638 101 425
AFSL 520958

Description	Quantity	Unit Price	GST	Amount AUD
2022 Tax return admin and investment meetings	1.00	2,590.9091	10%	2,590.91
			Subtotal	2,590.91
			TOTAL GST 10%	259.09
			TOTAL AUD	2,850.00
			Less Amount Paid	2,850.00
			AMOUNT DUE AUD	0.00

Due Date: 9 Sep 2022

By bank transfer to:

Blythe Group Pty Ltd
BSB: 182 512
Account number: 967716036
Bank: Macquarie