

---

# GREEN SUPER FUND

## Reports

### Table of Contents

---

#### Report Name

Fund Details Report

Trial Balance

General Ledger Audit Trail Report

Bank Account Movement Report

Investment Summary Report

Investment Movement and Returns Report

Investment Allocation

Foreign Cash Reconciliation

Statement of Taxable Income Report

Foreign Income and Expenses Worksheet

Tax Accounting Reconciliation

# GREEN SUPER FUND

## Fund Details Report

### Fund Details

Fund Start Date	1 March 2011
Fund Code	GREENSF
Name	GREEN SUPER FUND
Previous Name	
Legal Type	SMSF
Is Resident	True
ABN	31 105 750 470
TFN	924653401
SFN	
RSE Registration Number	
RSE Effective Date	

### Fund Contact Details

Phone	
Fax	
Email	
URL	
Use Physical Address for Mailing	False
<b>Physical Address</b>	
Line 1	15/134-138 Ocean Street
Line 2	
Line 3	
Suburb	NARRABEEN
State	NSW
Postcode	2101
Validate Address	False
<b>Mailing Address</b>	
Addressee	
Line 1	Suite 201
Line 2	30 Fisher Road
Line 3	
Suburb	DEE WHY
State	NSW
Postcode	2099
Validate Address	False

### Trust Deeds

<b>Deed Date</b>	1 March 2011	<b>Date Printed</b>	
<b>Jurisdiction</b>	NSW	<b>Deed Type</b>	Establishment
<b>Trustee Name</b>	M & S Green Super Pty Ltd		
<b>Deed Source</b>	Not Supplied		
<b>Comments</b>			

---

# GREEN SUPER FUND

## Fund Details Report

---

### Fund Investment Returns

Financial Year	Rate Of Return
2020	Not Recorded
2019	Not Recorded
2018	Not Recorded
2017	Not Recorded
2016	Not Recorded
2015	Not Recorded
2014	Not Recorded
2013	Not Recorded
2012	Not Recorded
2011	Not Recorded

### Corporate Trustee Details

Name	M & S Green Super Pty Ltd
ABN	
ACN	149599235
TFN	

#### Contact Details

Phone

Fax

Email

URL

Preferred Voice Contact

Preferred Written Contact

Use Physical Address for Mailing False

#### Physical Address

Line 1 Not Supplied

Line 2

Line 3

Suburb

State

Postcode

Validate Address False

#### Mailing Address

Addressee

Line 1 Not Supplied

Line 2

Line 3

Suburb

State

Postcode

Validate Address False

---

# GREEN SUPER FUND

## Fund Details Report

---

### Fund Settings

Annual Return Address Default Fund

#### Fund Policy

Fund Policy Start Date

Fund Policy End Date

#### GST

GST Status Non-Registered

GST Status Date

GST Tax Period

#### Pensions

Segregate for Pension Purposes False

Pension Exempt % (Actuarial) 100.00%

Pension Exempt % (Expenses)

#### Tax Effect Accounting

Use Tax Effect Accounting False

Capital Loss Provision % 0.00%

Income Loss Provision % 0.00%

Unrealised Gains Provision % 0.00%

---

### Bank Accounts

**Code and Description** 680 - MacQuarie

Account Type Bank Account

BSB 182-512

Account Number 961516358

Account Name M & S Green Super Pty Ltd ATF GREEN SUPER FUND

Operational Account True

Holding Reference Type

Holding Reference

In-House Asset False

---

---

# GREEN SUPER FUND

## Fund Details Report

---

### Investment Accounts

---

**Code and Description** **ANZ - Australia And New Zealand Banking Group Limited**

Holding Reference Type

Holding Reference

Security Issue Code ANZ

Market Type Code LM

Unlisted Security Type Code

In-House Asset False

---

**Code and Description** **CHDOFWSA - Charter Hall Direct Office Fund Wholesale A Units**

Holding Reference Type

Holding Reference

Security Issue Code CHDOFWSA

Market Type Code UN

Unlisted Security Type Code UnlistedTrust

In-House Asset False

---

**Code and Description** **Heathley 32 - Heathley Keystone Property Fund No 32**

Holding Reference Type

Holding Reference

Security Issue Code Heathley 32

Market Type Code UN

Unlisted Security Type Code UnlistedTrust

In-House Asset False

---

**Code and Description** **IVC - Invocare Limited**

Holding Reference Type

Holding Reference

Security Issue Code IVC

Market Type Code LM

Unlisted Security Type Code

In-House Asset False

---

**Code and Description** **IVC2 - Invocare Limited**

Holding Reference Type

Holding Reference

Security Issue Code IVC

Market Type Code LM

Unlisted Security Type Code

In-House Asset False

---

**Code and Description** **TLS - Telstra Corporation Limited.**

Holding Reference Type

Holding Reference

Security Issue Code TLS

Market Type Code LM

Unlisted Security Type Code

In-House Asset False

---

**Code and Description** **WOW - Woolworths Group Limited**

---

## GREEN SUPER FUND

### Fund Details Report

---

Holding Reference Type	
Holding Reference	
Security Issue Code	WOW
Market Type Code	LM
Unlisted Security Type Code	
In-House Asset	False

---

<b>Code and Description</b>	<b>Zurich Investments EIF - Zurich Investments Equity Income Fund</b>
-----------------------------	---

Holding Reference Type	
Holding Reference	
Security Issue Code	Zurich Investments EIF
Market Type Code	UN
Unlisted Security Type Code	UnlistedTrust
In-House Asset	False

---

### Custom Holding Accounts

<b>Code and Description</b>	<b>784 - North Investment Account</b>
-----------------------------	---------------------------------------

Holding Reference Type	
Holding Reference	
Unrealised Tax Provision %	
Unrealised Tax Provision Default?	
In-House Asset	False
GL Investment Classification	ManagedInvestments
Tax Return Classification	AustManagedFundsOther
Capital Gain Classification	SharesAndUnitsOtherTrusts
Market Type	Platform

---

<b>Code and Description</b>	<b>78602 - Heathley Diversified Property Fund</b>
-----------------------------	---

Holding Reference Type	
Holding Reference	
Unrealised Tax Provision %	
Unrealised Tax Provision Default?	
In-House Asset	False
GL Investment Classification	UnitsInUnlistedUnitTrusts
Tax Return Classification	AustManagedFundsUnlistedTrusts
Capital Gain Classification	SharesAndUnitsOtherTrusts
Market Type	MF

---

<b>Code and Description</b>	<b>787 - CommSec</b>
-----------------------------	----------------------

Holding Reference Type	
Holding Reference	
Unrealised Tax Provision %	
Unrealised Tax Provision Default?	
In-House Asset	False
GL Investment Classification	Platform
Tax Return Classification	AustManagedFundsOther
Capital Gain Classification	SharesAndUnits
Market Type	Platform

---

---

# GREEN SUPER FUND

## Fund Details Report

---

### Member Details

<b>Member Number</b>	1
Title	MR
First Name	Mervyn
Middle Names	Frederick
Family Name	Green
Gender	Male
Date of Birth	28 December 1947
Date of Death	
Preferred Salutation	
Preferred Name	
<b>Contact Details</b>	
Preferred Voice Contact	
Preferred Written Contact	
Home Phone	
Work Phone	
Mobile	
Fax	
Direct	
Email	
Use Physical Address for Mailing	False
<b>Physical Address</b>	
Line 1	15/134-138 Ocean Street
Line 2	
Line 3	
Suburb	NARRABEEN
State	NSW
Postcode	2101
Validate Address	False
<b>Mailing Address</b>	
Addressee	
Line 1	Suite 201
Line 2	30 Fisher Road
Line 3	
Suburb	DEE WHY
State	NSW
Postcode	2099
Validate Address	False
<b>Member Details</b>	
Join Fund Date	1 March 2011
Leave Fund Date	
ESP Start Date	1 March 2011
Australian Resident	True
TFN	116810930
Claim Tax Free Threshold	True
Death Sum Insured	0.00
TPD Sum Insured	0.00
Salary Continuance Sum Insured	0.00
<b>Pension Accounts</b>	

---

**GREEN SUPER FUND****Fund Details Report**

---

<b>Pension Account Name</b>	<b>MG_ABP_1</b>
Pension Type	AccountBased
Start Date	1 March 2011
Crystallisation Date	1 March 2011
<hr/>	
<b>Member Number</b>	<b>2</b>
Title	MRS
First Name	Susan
Middle Names	Lorraine
Family Name	Green
Gender	Female
Date of Birth	24 August 1950
Date of Death	
Preferred Salutation	
Preferred Name	
<b>Contact Details</b>	
Preferred Voice Contact	
Preferred Written Contact	
Home Phone	
Work Phone	
Mobile	
Fax	
Direct	
Email	
Use Physical Address for Mailing	False
<b>Physical Address</b>	
Line 1	15/134-138 Ocean Street
Line 2	
Line 3	
Suburb	NARRABEEN
State	NSW
Postcode	2101
Validate Address	False
<b>Mailing Address</b>	
Addressee	
Line 1	Suite 201
Line 2	30 Fisher Road
Line 3	
Suburb	DEE WHY
State	NSW
Postcode	2099
Validate Address	False
<b>Member Details</b>	
Join Fund Date	1 March 2011
Leave Fund Date	
ESP Start Date	1 March 2011
Australian Resident	True
TFN	122794837
Claim Tax Free Threshold	True
Death Sum Insured	0.00
TPD Sum Insured	0.00
Salary Continuance Sum Insured	0.00



---

## GREEN SUPER FUND

### Fund Details Report

---

#### Pension Accounts

<b>Pension Account Name</b>	<b>SG_ABP_1</b>
Pension Type	AccountBased
Start Date	1 March 2011
Crystallisation Date	1 March 2011

---

# GREEN SUPER FUND

Trial Balance as at 30 June 2018

Prior Year		Description	Current Year	
Debits	Credits		Debits	Credits
<b>INCOME</b>				
-	16,704.65	Realised Capital Gains	-	-
-	108,945.85	Increase in Market Value	-	77,375.65
-	73,498.60	Distributions	-	62,817.83
-	4,141.92	Dividends	-	4,334.07
-	417.05	Interest	-	277.14
-	71.73	Investment Fee Rebate	-	58.62
-	-	Other Income	-	1.96
<b>EXPENSE</b>				
77,600.00	-	Pensions Paid	100,000.00	-
-	-	Accountancy Fee	1,100.00	-
8,163.89	-	Adviser Fee	8,249.64	-
259.00	-	SMSF Supervisory Levy	259.00	-
<b>INCOME TAX</b>				
920.38	-	Income Tax Expense	832.68	-
1,838.04	-	Prior Years Under Provision for Income Tax	-	-
<b>PROFIT &amp; LOSS CLEARING ACCOUNT</b>				
114,998.49	-	Profit & Loss Clearing Account	34,423.95	-
<b>ASSETS</b>				
1,211,726.52	-	Managed Investments	1,251,963.38	-
64,469.42	-	Shares in Listed Companies	62,889.46	-
183,231.30	-	Units In Unlisted Unit Trusts	192,630.51	-
32,919.20	-	Cash At Bank	20,712.60	-

# GREEN SUPER FUND

Trial Balance as at 30 June 2018

Prior Year		Description	Current Year	
Debits	Credits		Debits	Credits
2,772.56	-	Receivables	4,110.95	-
12,926.70	-	Current Tax Assets	10,112.75	-
		<b>LIABILITIES</b>		
-	50.00	Other Creditors and Accruals	-	-
		<b>MEMBER ENTITLEMENTS</b>		
-	758,268.96	Mr Mervyn Green	-	775,873.52
-	749,726.74	Mrs Susan Green	-	766,546.13
<u>1,711,825.50</u>	<u>1,711,825.50</u>		<u>1,687,284.92</u>	<u>1,687,284.92</u>

**GREEN SUPER FUND**  
**General Ledger Audit Trail**  
**For the period from 1 July 2017 to 30 June 2018**

Processed Date & User	Date	Description	State	Amount	
<b>Income</b>					
<b>Investment Gains · Increase in Market Value · Managed Investments · North Investment Account</b>					
26/08/2019	pasandi@armstrongadvisory.com.au	30/06/2018	Market Value Adjustment	Accounted	75,011.71 Cr
<b>Investment Gains · Increase in Market Value · Shares in Listed Companies · Australia And New Zealand Banking Group</b>					
26/08/2019	pasandi@armstrongadvisory.com.au	30/06/2018	Market Value Adjustment	Accounted	444.56 Dr
<b>Investment Gains · Increase in Market Value · Shares in Listed Companies · Invocare Limited</b>					
26/08/2019	pasandi@armstrongadvisory.com.au	30/06/2018	Market Value Adjustment	Accounted	956.42 Dr
<b>Investment Gains · Increase in Market Value · Shares in Listed Companies · Telstra Corporation Limited.</b>					
26/08/2019	pasandi@armstrongadvisory.com.au	30/06/2018	Market Value Adjustment	Accounted	4,339.44 Dr
<b>Investment Gains · Increase in Market Value · Shares in Listed Companies · Woolworths Group Limited</b>					
26/08/2019	pasandi@armstrongadvisory.com.au	30/06/2018	Market Value Adjustment	Accounted	2,236.02 Cr
<b>Investment Gains · Increase in Market Value · Units In Unlisted Unit Trusts · Charter Hall Direct Office Fund Wholesale A</b>					
26/08/2019	pasandi@armstrongadvisory.com.au	30/06/2018	Market Value Adjustment	Accounted	4,478.76 Cr
<b>Investment Gains · Increase in Market Value · Units In Unlisted Unit Trusts · Heathley Keystone Property Fund No 32</b>					
26/08/2019	pasandi@armstrongadvisory.com.au	30/06/2018	Market Value Adjustment	Accounted	810.00 Cr
<b>Investment Gains · Increase in Market Value · Units In Unlisted Unit Trusts · Zurich Investments Equity Income Fund</b>					
26/08/2019	pasandi@armstrongadvisory.com.au	30/06/2018	Market Value Adjustment	Accounted	579.58 Cr
<b>Investment Income · Distributions · Managed Investments · North Investment Account</b>					
2/08/2019	pasandi@armstrongadvisory.com.au	30/06/2018	Distribution - Tax Statement	Accounted	8,379.80 Cr
2/08/2019	pasandi@armstrongadvisory.com.au	30/06/2018	Income received	Accounted	43,424.79 Cr
<b>Investment Income · Distributions · Units In Unlisted Unit Trusts · Charter Hall Direct Office Fund Wholesale A Units</b>					
1/08/2019	pasandi@armstrongadvisory.com.au	16/10/2017	CHDOF WHL A Dist	Accounted	702.00 Cr
1/08/2019	pasandi@armstrongadvisory.com.au	15/01/2018	CHDOF WHL A Dist	Accounted	702.00 Cr
1/08/2019	pasandi@armstrongadvisory.com.au	16/04/2018	CHDOF WHL A Dist	Accounted	702.00 Cr
2/08/2019	pasandi@armstrongadvisory.com.au	30/06/2018	Investment Income	Accounted	702.00 Cr
<b>Investment Income · Distributions · Units In Unlisted Unit Trusts · Heathley Keystone Property Fund No 32</b>					
2/08/2019	pasandi@armstrongadvisory.com.au	30/06/2018	Investment Income	Accounted	3,343.09 Cr
<b>Investment Income · Distributions · Units In Unlisted Unit Trusts · Zurich Investments Equity Income Fund</b>					
26/08/2019	pasandi@armstrongadvisory.com.au	1/08/2017	Investment Income	Accounted	314.28 Cr
26/08/2019	pasandi@armstrongadvisory.com.au	1/09/2017	Investment Income	Accounted	315.46 Cr
26/08/2019	pasandi@armstrongadvisory.com.au	1/10/2017	Investment Income	Accounted	314.70 Cr
26/08/2019	pasandi@armstrongadvisory.com.au	1/11/2017	Investment Income	Accounted	321.40 Cr

**GREEN SUPER FUND**  
**General Ledger Audit Trail**  
**For the period from 1 July 2017 to 30 June 2018**

Processed Date & User	Date	Description	State	Amount	
<b>Income</b>					
<b>Investment Income · Distributions · Units In Unlisted Unit Trusts · Zurich Investments Equity Income Fund</b>					
26/08/2019	pasandi@armstrongadvisory.com.au	1/12/2017	Investment Income	Accounted	323.22 Cr
26/08/2019	pasandi@armstrongadvisory.com.au	1/01/2018	Investment Income	Accounted	326.91 Cr
26/08/2019	pasandi@armstrongadvisory.com.au	1/02/2018	Investment Income	Accounted	325.44 Cr
26/08/2019	pasandi@armstrongadvisory.com.au	1/03/2018	Investment Income	Accounted	326.24 Cr
26/08/2019	pasandi@armstrongadvisory.com.au	1/04/2018	Investment Income	Accounted	315.82 Cr
26/08/2019	pasandi@armstrongadvisory.com.au	1/05/2018	Investment Income	Accounted	323.20 Cr
26/08/2019	pasandi@armstrongadvisory.com.au	1/06/2018	Investment Income	Accounted	324.20 Cr
26/08/2019	pasandi@armstrongadvisory.com.au	30/06/2018	Distribution - Tax Statement	Accounted	113.72 Cr
26/08/2019	pasandi@armstrongadvisory.com.au	30/06/2018	Distribution - Tax Statement	Accounted	115.02 Cr
26/08/2019	pasandi@armstrongadvisory.com.au	30/06/2018	Distribution - Tax Statement	Accounted	114.50 Cr
26/08/2019	pasandi@armstrongadvisory.com.au	30/06/2018	Distribution - Tax Statement	Accounted	114.78 Cr
26/08/2019	pasandi@armstrongadvisory.com.au	30/06/2018	Distribution - Tax Statement	Accounted	111.11 Cr
26/08/2019	pasandi@armstrongadvisory.com.au	30/06/2018	Distribution - Tax Statement	Accounted	113.71 Cr
26/08/2019	pasandi@armstrongadvisory.com.au	30/06/2018	Distribution - Tax Statement	Accounted	114.06 Cr
26/08/2019	pasandi@armstrongadvisory.com.au	30/06/2018	Distribution - Tax Statement	Accounted	23.17 Cr
26/08/2019	pasandi@armstrongadvisory.com.au	30/06/2018	Distribution - Tax Statement	Accounted	110.56 Cr
26/08/2019	pasandi@armstrongadvisory.com.au	30/06/2018	Distribution - Tax Statement	Accounted	110.99 Cr
26/08/2019	pasandi@armstrongadvisory.com.au	30/06/2018	Distribution - Tax Statement	Accounted	113.08 Cr
26/08/2019	pasandi@armstrongadvisory.com.au	30/06/2018	Distribution - Tax Statement	Accounted	110.72 Cr
26/08/2019	pasandi@armstrongadvisory.com.au	30/06/2018	Investment Income	Accounted	65.86 Cr
<b>Investment Income · Dividends · Shares in Listed Companies · Australia And New Zealand Banking Group Limited</b>					
1/08/2019	pasandi@armstrongadvisory.com.au	3/07/2017	ANZ 80C FRANKED @ 30%; DRP & BSP NIL DISC	Accounted	963.43 Cr
1/08/2019	pasandi@armstrongadvisory.com.au	18/12/2017	ANZ 80C FRANKED @ 30%; DRP & BSP NIL DISC	Accounted	989.71 Cr
<b>Investment Income · Dividends · Shares in Listed Companies · Invocare Limited</b>					
1/08/2019	pasandi@armstrongadvisory.com.au	6/10/2017	IVC 18.5C FRANKED @ 30%; DRP NIL DISCOUNT	Accounted	322.17 Cr
1/08/2019	pasandi@armstrongadvisory.com.au	6/04/2018	IVC 27.5C FRANKED @ 30%; DRP NIL DISCOUNT	Accounted	484.40 Cr
<b>Investment Income · Dividends · Shares in Listed Companies · Telstra Corporation Limited.</b>					
16/03/2018	Income Announcement	28/09/2017	TLS 15.5C FRANKED @ 30% D.R.P. SUSPENDED	Accounted	571.94 Cr
1/08/2019	Income Announcement	29/03/2018	TLS 11C FRANKED@30%; 3.5C SPECIAL; DRP	Accounted	405.90 Cr
<b>Investment Income · Dividends · Shares in Listed Companies · Woolworths Group Limited</b>					
16/03/2018	Income Announcement	6/10/2017	WOW 50C FRANKED @ 30%; DRP	Accounted	320.71 Cr
1/08/2019	Income Announcement	6/04/2018	WOW 43C FRANKED @ 30%; DRP	Accounted	275.81 Cr

**GREEN SUPER FUND**  
**General Ledger Audit Trail**  
**For the period from 1 July 2017 to 30 June 2018**

Processed Date & User	Date	Description	State	Amount
-----------------------	------	-------------	-------	--------

## Income

### Investment Income · Interest · Cash At Bank · MacQuarie

1/08/2019	Transaction Rules	31/07/2017	Interest	Accounted	39.68	Cr
1/08/2019	Transaction Rules	31/08/2017	Interest	Accounted	35.89	Cr
1/08/2019	Transaction Rules	29/09/2017	Interest	Accounted	28.86	Cr
1/08/2019	Transaction Rules	31/10/2017	Interest	Accounted	35.62	Cr
1/08/2019	Transaction Rules	30/11/2017	Interest	Accounted	28.34	Cr
1/08/2019	Transaction Rules	29/12/2017	Interest	Accounted	22.33	Cr
1/08/2019	Transaction Rules	31/01/2018	Interest	Accounted	9.61	Cr
1/08/2019	Transaction Rules	28/02/2018	Interest	Accounted	3.55	Cr
1/08/2019	Transaction Rules	29/03/2018	Interest	Accounted	0.12	Cr
1/08/2019	Transaction Rules	30/04/2018	Interest	Accounted	27.75	Cr
1/08/2019	Transaction Rules	31/05/2018	Interest	Accounted	26.10	Cr
1/08/2019	Transaction Rules	29/06/2018	Interest	Accounted	19.29	Cr

### Investment Income · Investment Fee Rebate · Cash At Bank · MacQuarie

1/08/2019	Transaction Rules	4/07/2017	Rebate of Adviser Comm	Accounted	7.27	Cr
1/08/2019	Transaction Rules	2/08/2017	Rebate of Adviser Comm	Accounted	7.08	Cr
1/08/2019	Transaction Rules	4/09/2017	Rebate of Adviser Comm	Accounted	6.42	Cr
1/08/2019	Transaction Rules	3/10/2017	Rebate of Adviser Comm	Accounted	5.14	Cr
1/08/2019	Transaction Rules	2/11/2017	Rebate of Adviser Comm	Accounted	6.35	Cr
1/08/2019	Transaction Rules	4/12/2017	Rebate of Adviser Comm	Accounted	5.06	Cr
1/08/2019	Transaction Rules	3/01/2018	Rebate of Adviser Comm	Accounted	3.99	Cr
1/08/2019	Transaction Rules	2/02/2018	Rebate of Adviser Comm	Accounted	2.90	Cr
1/08/2019	Transaction Rules	2/03/2018	Rebate of Adviser Comm	Accounted	1.64	Cr
1/08/2019	Transaction Rules	4/04/2018	Rebate of Adviser Comm	Accounted	0.66	Cr
1/08/2019	Transaction Rules	2/05/2018	Rebate of Adviser Comm	Accounted	6.04	Cr
1/08/2019	Transaction Rules	4/06/2018	Rebate of Adviser Comm	Accounted	6.07	Cr

### Other Income · ATO Interest Payments

1/08/2019	pasandi@armstrongadvisory.com.au	10/07/2017	ATO	Accounted	1.96	Cr
-----------	----------------------------------	------------	-----	-----------	------	----

## Expenses

### Member Payments · Pensions Paid · Mr Mervyn Green · MG\_ABP\_1

1/08/2019	Transaction Rules	3/07/2017	Pension Drawdown - Gross	Accounted	650.00	Dr
1/08/2019	Transaction Rules	10/07/2017	Pension Drawdown - Gross	Accounted	650.00	Dr
1/08/2019	Transaction Rules	17/07/2017	Pension Drawdown - Gross	Accounted	650.00	Dr
1/08/2019	Transaction Rules	24/07/2017	Pension Drawdown - Gross	Accounted	650.00	Dr
1/08/2019	Transaction Rules	31/07/2017	Pension Drawdown - Gross	Accounted	650.00	Dr
1/08/2019	Transaction Rules	7/08/2017	Pension Drawdown - Gross	Accounted	650.00	Dr
1/08/2019	Transaction Rules	14/08/2017	Pension Drawdown - Gross	Accounted	650.00	Dr
1/08/2019	Transaction Rules	21/08/2017	Pension Drawdown - Gross	Accounted	650.00	Dr
1/08/2019	Transaction Rules	28/08/2017	Pension Drawdown - Gross	Accounted	650.00	Dr
1/08/2019	Transaction Rules	4/09/2017	Pension Drawdown - Gross	Accounted	650.00	Dr
1/08/2019	Transaction Rules	11/09/2017	Pension Drawdown - Gross	Accounted	650.00	Dr
1/08/2019	Transaction Rules	18/09/2017	Pension Drawdown - Gross	Accounted	650.00	Dr
1/08/2019	pasandi@armstrongadvisory.com.au	20/09/2017	Pension Drawdown - Gross	Accounted	5,000.00	Dr
1/08/2019	Transaction Rules	25/09/2017	Pension Drawdown - Gross	Accounted	650.00	Dr
1/08/2019	Transaction Rules	2/10/2017	Pension Drawdown - Gross	Accounted	650.00	Dr

**GREEN SUPER FUND**  
**General Ledger Audit Trail**  
**For the period from 1 July 2017 to 30 June 2018**

Processed Date & User	Date	Description	State	Amount
-----------------------	------	-------------	-------	--------

## Expenses

### Member Payments · Pensions Paid · Mr Mervyn Green · MG\_ABP\_1

1/08/2019	Transaction Rules	9/10/2017	Pension Drawdown - Gross	Accounted	650.00	Dr
1/08/2019	Transaction Rules	16/10/2017	Pension Drawdown - Gross	Accounted	650.00	Dr
1/08/2019	Transaction Rules	23/10/2017	Pension Drawdown - Gross	Accounted	650.00	Dr
1/08/2019	Transaction Rules	30/10/2017	Pension Drawdown - Gross	Accounted	650.00	Dr
1/08/2019	Transaction Rules	6/11/2017	Pension Drawdown - Gross	Accounted	650.00	Dr
1/08/2019	Transaction Rules	13/11/2017	Pension Drawdown - Gross	Accounted	650.00	Dr
1/08/2019	Transaction Rules	20/11/2017	Pension Drawdown - Gross	Accounted	650.00	Dr
1/08/2019	Transaction Rules	27/11/2017	Pension Drawdown - Gross	Accounted	650.00	Dr
1/08/2019	Transaction Rules	4/12/2017	Pension Drawdown - Gross	Accounted	650.00	Dr
1/08/2019	Transaction Rules	11/12/2017	Pension Drawdown - Gross	Accounted	650.00	Dr
1/08/2019	Transaction Rules	18/12/2017	Pension Drawdown - Gross	Accounted	650.00	Dr
1/08/2019	Transaction Rules	22/12/2017	Pension Drawdown - Gross	Accounted	650.00	Dr
1/08/2019	Transaction Rules	29/12/2017	Pension Drawdown - Gross	Accounted	650.00	Dr
1/08/2019	Transaction Rules	8/01/2018	Pension Drawdown - Gross	Accounted	650.00	Dr
1/08/2019	Transaction Rules	15/01/2018	Pension Drawdown - Gross	Accounted	650.00	Dr
1/08/2019	Transaction Rules	22/01/2018	Pension Drawdown - Gross	Accounted	650.00	Dr
1/08/2019	Transaction Rules	29/01/2018	Pension Drawdown - Gross	Accounted	650.00	Dr
1/08/2019	Transaction Rules	5/02/2018	Pension Drawdown - Gross	Accounted	650.00	Dr
1/08/2019	Transaction Rules	12/02/2018	Pension Drawdown - Gross	Accounted	650.00	Dr
1/08/2019	Transaction Rules	19/02/2018	Pension Drawdown - Gross	Accounted	650.00	Dr
1/08/2019	Transaction Rules	26/02/2018	Pension Drawdown - Gross	Accounted	650.00	Dr
1/08/2019	Transaction Rules	5/03/2018	Pension Drawdown - Gross	Accounted	650.00	Dr
1/08/2019	Transaction Rules	12/03/2018	Pension Drawdown - Gross	Accounted	650.00	Dr
1/08/2019	Transaction Rules	19/03/2018	Pension Drawdown - Gross	Accounted	650.00	Dr
1/08/2019	Transaction Rules	26/03/2018	Pension Drawdown - Gross	Accounted	650.00	Dr
1/08/2019	Transaction Rules	16/04/2018	Pension Drawdown - Gross	Accounted	650.00	Dr
1/08/2019	Transaction Rules	23/04/2018	Pension Drawdown - Gross	Accounted	650.00	Dr
1/08/2019	Transaction Rules	30/04/2018	Pension Drawdown - Gross	Accounted	650.00	Dr
1/08/2019	Transaction Rules	1/05/2018	Pension Drawdown - Gross	Accounted	12,500.00	Dr
1/08/2019	Transaction Rules	7/05/2018	Pension Drawdown - Gross	Accounted	650.00	Dr
1/08/2019	Transaction Rules	14/05/2018	Pension Drawdown - Gross	Accounted	650.00	Dr
1/08/2019	Transaction Rules	21/05/2018	Pension Drawdown - Gross	Accounted	650.00	Dr
1/08/2019	Transaction Rules	28/05/2018	Pension Drawdown - Gross	Accounted	650.00	Dr
1/08/2019	Transaction Rules	4/06/2018	Pension Drawdown - Gross	Accounted	650.00	Dr
1/08/2019	Transaction Rules	11/06/2018	Pension Drawdown - Gross	Accounted	650.00	Dr
1/08/2019	Transaction Rules	18/06/2018	Pension Drawdown - Gross	Accounted	650.00	Dr
1/08/2019	Transaction Rules	25/06/2018	Pension Drawdown - Gross	Accounted	650.00	Dr

### Member Payments · Pensions Paid · Mrs Susan Green · SG\_ABP\_1

1/08/2019	Transaction Rules	3/07/2017	Pension Drawdown - Gross	Accounted	650.00	Dr
1/08/2019	Transaction Rules	10/07/2017	Pension Drawdown - Gross	Accounted	650.00	Dr
1/08/2019	Transaction Rules	17/07/2017	Pension Drawdown - Gross	Accounted	650.00	Dr
1/08/2019	Transaction Rules	24/07/2017	Pension Drawdown - Gross	Accounted	650.00	Dr
1/08/2019	Transaction Rules	31/07/2017	Pension Drawdown - Gross	Accounted	650.00	Dr
1/08/2019	Transaction Rules	7/08/2017	Pension Drawdown - Gross	Accounted	650.00	Dr
1/08/2019	Transaction Rules	14/08/2017	Pension Drawdown - Gross	Accounted	650.00	Dr
1/08/2019	Transaction Rules	21/08/2017	Pension Drawdown - Gross	Accounted	650.00	Dr
1/08/2019	Transaction Rules	28/08/2017	Pension Drawdown - Gross	Accounted	650.00	Dr
1/08/2019	Transaction Rules	4/09/2017	Pension Drawdown - Gross	Accounted	650.00	Dr

**GREEN SUPER FUND**  
**General Ledger Audit Trail**  
**For the period from 1 July 2017 to 30 June 2018**

Processed Date & User	Date	Description	State	Amount
-----------------------	------	-------------	-------	--------

**Expenses**

**Member Payments · Pensions Paid · Mrs Susan Green · SG\_ABP\_1**

1/08/2019	Transaction Rules	11/09/2017	Pension Drawdown - Gross	Accounted	650.00	Dr
1/08/2019	Transaction Rules	18/09/2017	Pension Drawdown - Gross	Accounted	650.00	Dr
1/08/2019	pasandi@armstrongadvisory.com.au	20/09/2017	Pension Drawdown - Gross	Accounted	5,000.00	Dr
1/08/2019	Transaction Rules	25/09/2017	Pension Drawdown - Gross	Accounted	650.00	Dr
1/08/2019	Transaction Rules	2/10/2017	Pension Drawdown - Gross	Accounted	650.00	Dr
1/08/2019	Transaction Rules	9/10/2017	Pension Drawdown - Gross	Accounted	650.00	Dr
1/08/2019	Transaction Rules	16/10/2017	Pension Drawdown - Gross	Accounted	650.00	Dr
1/08/2019	Transaction Rules	23/10/2017	Pension Drawdown - Gross	Accounted	650.00	Dr
1/08/2019	Transaction Rules	30/10/2017	Pension Drawdown - Gross	Accounted	650.00	Dr
1/08/2019	Transaction Rules	6/11/2017	Pension Drawdown - Gross	Accounted	650.00	Dr
1/08/2019	Transaction Rules	13/11/2017	Pension Drawdown - Gross	Accounted	650.00	Dr
1/08/2019	Transaction Rules	20/11/2017	Pension Drawdown - Gross	Accounted	650.00	Dr
1/08/2019	Transaction Rules	27/11/2017	Pension Drawdown - Gross	Accounted	650.00	Dr
1/08/2019	Transaction Rules	4/12/2017	Pension Drawdown - Gross	Accounted	650.00	Dr
1/08/2019	Transaction Rules	11/12/2017	Pension Drawdown - Gross	Accounted	650.00	Dr
1/08/2019	Transaction Rules	18/12/2017	Pension Drawdown - Gross	Accounted	650.00	Dr
1/08/2019	Transaction Rules	22/12/2017	Pension Drawdown - Gross	Accounted	650.00	Dr
1/08/2019	Transaction Rules	29/12/2017	Pension Drawdown - Gross	Accounted	650.00	Dr
1/08/2019	Transaction Rules	8/01/2018	Pension Drawdown - Gross	Accounted	650.00	Dr
1/08/2019	Transaction Rules	15/01/2018	Pension Drawdown - Gross	Accounted	650.00	Dr
1/08/2019	Transaction Rules	22/01/2018	Pension Drawdown - Gross	Accounted	650.00	Dr
1/08/2019	Transaction Rules	29/01/2018	Pension Drawdown - Gross	Accounted	650.00	Dr
1/08/2019	Transaction Rules	5/02/2018	Pension Drawdown - Gross	Accounted	650.00	Dr
1/08/2019	Transaction Rules	12/02/2018	Pension Drawdown - Gross	Accounted	650.00	Dr
1/08/2019	Transaction Rules	19/02/2018	Pension Drawdown - Gross	Accounted	650.00	Dr
1/08/2019	Transaction Rules	26/02/2018	Pension Drawdown - Gross	Accounted	650.00	Dr
1/08/2019	Transaction Rules	5/03/2018	Pension Drawdown - Gross	Accounted	650.00	Dr
1/08/2019	Transaction Rules	12/03/2018	Pension Drawdown - Gross	Accounted	650.00	Dr
1/08/2019	Transaction Rules	19/03/2018	Pension Drawdown - Gross	Accounted	650.00	Dr
1/08/2019	Transaction Rules	26/03/2018	Pension Drawdown - Gross	Accounted	650.00	Dr
1/08/2019	Transaction Rules	16/04/2018	Pension Drawdown - Gross	Accounted	650.00	Dr
1/08/2019	Transaction Rules	23/04/2018	Pension Drawdown - Gross	Accounted	650.00	Dr
1/08/2019	Transaction Rules	30/04/2018	Pension Drawdown - Gross	Accounted	650.00	Dr
1/08/2019	Transaction Rules	1/05/2018	Pension Drawdown - Gross	Accounted	12,500.00	Dr
1/08/2019	Transaction Rules	7/05/2018	Pension Drawdown - Gross	Accounted	650.00	Dr
1/08/2019	Transaction Rules	14/05/2018	Pension Drawdown - Gross	Accounted	650.00	Dr
1/08/2019	Transaction Rules	21/05/2018	Pension Drawdown - Gross	Accounted	650.00	Dr
1/08/2019	Transaction Rules	28/05/2018	Pension Drawdown - Gross	Accounted	650.00	Dr
1/08/2019	Transaction Rules	4/06/2018	Pension Drawdown - Gross	Accounted	650.00	Dr
1/08/2019	Transaction Rules	11/06/2018	Pension Drawdown - Gross	Accounted	650.00	Dr
1/08/2019	Transaction Rules	18/06/2018	Pension Drawdown - Gross	Accounted	650.00	Dr
1/08/2019	Transaction Rules	25/06/2018	Pension Drawdown - Gross	Accounted	650.00	Dr

**Other Expenses · Accountancy Fee**

1/08/2019	pasandi@armstrongadvisory.com.au	18/04/2018	Tax FY17	Accounted	1,100.00	Dr
-----------	----------------------------------	------------	----------	-----------	----------	----

**Other Expenses · Adviser Fee**

2/08/2019	pasandi@armstrongadvisory.com.au	16/10/2017	Adviser Fee Charter Hall	Accounted	50.00	Dr
-----------	----------------------------------	------------	--------------------------	-----------	-------	----



**GREEN SUPER FUND**  
**General Ledger Audit Trail**  
**For the period from 1 July 2017 to 30 June 2018**

Processed Date & User	Date	Description	State	Amount
-----------------------	------	-------------	-------	--------

## Expenses

### Other Expenses · Adviser Fee

2/08/2019	pasandi@armstrongadvisory.com.au	30/06/2018	Fees & Expenses - Adviser fee + brokerage fees	Accounted	8,199.64	Dr
-----------	----------------------------------	------------	--	-----------	----------	----

### Other Expenses · SMSF Supervisory Levy

1/08/2019	pasandi@armstrongadvisory.com.au	23/04/2018	ATO	Accounted	259.00	Dr
-----------	----------------------------------	------------	-----	-----------	--------	----

## Income Tax

### Income Tax Expense · Excessive Foreign Tax Credit Writeoff Expense

26/08/2019	pasandi@armstrongadvisory.com.au	30/06/2018	Excessive foreign tax credit written off	Accounted	832.68	Dr
------------	----------------------------------	------------	--	-----------	--------	----

## Assets

### Investments · Managed Investments · North Investment Account

1/08/2019	Transaction Rules	25/09/2017	AMP	Accounted	20,000.00	Cr
1/08/2019	Transaction Rules	13/04/2018	AMP	Accounted	35,000.00	Cr
1/08/2019	Transaction Rules	19/04/2018	AMP	Accounted	15,000.00	Cr
2/08/2019	pasandi@armstrongadvisory.com.au	30/06/2018	Fees & Expenses	Accounted	8,199.64	Cr
2/08/2019	pasandi@armstrongadvisory.com.au	30/06/2018	Income received	Accounted	43,424.79	Dr
26/08/2019	pasandi@armstrongadvisory.com.au	30/06/2018	Market Value Adjustment	Accounted	75,011.71	Dr

### Investments · Shares in Listed Companies · Australia And New Zealand Banking Group Limited

1/08/2019	pasandi@armstrongadvisory.com.au	3/07/2017	ANZ 80C FRANKED @ 30%; DRP & BSP NIL DISC	Accounted	674.40	Dr
1/08/2019	pasandi@armstrongadvisory.com.au	18/12/2017	ANZ 80C FRANKED @ 30%; DRP & BSP NIL DISC	Accounted	692.80	Dr
26/08/2019	pasandi@armstrongadvisory.com.au	30/06/2018	Market Value Adjustment	Accounted	444.56	Cr

### Investments · Shares in Listed Companies · Invocare Limited

1/08/2019	pasandi@armstrongadvisory.com.au	6/10/2017	IVC 18.5C FRANKED @ 30%; DRP NIL DISCOUNT	Accounted	222.56	Dr
1/08/2019	pasandi@armstrongadvisory.com.au	6/04/2018	IVC 27.5C FRANKED @ 30%; DRP NIL DISCOUNT	Accounted	334.68	Dr
26/08/2019	pasandi@armstrongadvisory.com.au	30/06/2018	Market Value Adjustment	Accounted	956.42	Cr

### Investments · Shares in Listed Companies · Telstra Corporation Limited.

26/08/2019	pasandi@armstrongadvisory.com.au	30/06/2018	Market Value Adjustment	Accounted	4,339.44	Cr
------------	----------------------------------	------------	-------------------------	-----------	----------	----

### Investments · Shares in Listed Companies · Woolworths Group Limited

26/08/2019	pasandi@armstrongadvisory.com.au	30/06/2018	Market Value Adjustment	Accounted	2,236.02	Dr
------------	----------------------------------	------------	-------------------------	-----------	----------	----

### Investments · Units In Unlisted Unit Trusts · Charter Hall Direct Office Fund Wholesale A Units

26/08/2019	pasandi@armstrongadvisory.com.au	30/06/2018	Market Value Adjustment	Accounted	4,478.76	Dr
------------	----------------------------------	------------	-------------------------	-----------	----------	----

### Investments · Units In Unlisted Unit Trusts · Heathley Keystone Property Fund No 32

26/08/2019	pasandi@armstrongadvisory.com.au	30/06/2018	Market Value Adjustment	Accounted	810.00	Dr
------------	----------------------------------	------------	-------------------------	-----------	--------	----

### Investments · Units In Unlisted Unit Trusts · Zurich Investments Equity Income Fund

**GREEN SUPER FUND**  
**General Ledger Audit Trail**  
**For the period from 1 July 2017 to 30 June 2018**

Processed Date & User	Date	Description	State	Amount
-----------------------	------	-------------	-------	--------

## Assets

### Investments · Units In Unlisted Unit Trusts · Zurich Investments Equity Income Fund

26/08/2019	pasandi@armstrongadvisory.com.au	1/08/2017	Investment Income	Accounted	314.28	Dr
26/08/2019	pasandi@armstrongadvisory.com.au	1/09/2017	Investment Income	Accounted	315.46	Dr
26/08/2019	pasandi@armstrongadvisory.com.au	1/10/2017	Investment Income	Accounted	314.70	Dr
26/08/2019	pasandi@armstrongadvisory.com.au	1/11/2017	Investment Income	Accounted	321.40	Dr
26/08/2019	pasandi@armstrongadvisory.com.au	1/12/2017	Investment Income	Accounted	323.22	Dr
26/08/2019	pasandi@armstrongadvisory.com.au	1/01/2018	Investment Income	Accounted	326.91	Dr
26/08/2019	pasandi@armstrongadvisory.com.au	1/02/2018	Investment Income	Accounted	325.44	Dr
26/08/2019	pasandi@armstrongadvisory.com.au	1/03/2018	Investment Income	Accounted	326.24	Dr
26/08/2019	pasandi@armstrongadvisory.com.au	1/04/2018	Investment Income	Accounted	315.82	Dr
26/08/2019	pasandi@armstrongadvisory.com.au	1/05/2018	Investment Income	Accounted	323.20	Dr
26/08/2019	pasandi@armstrongadvisory.com.au	1/06/2018	Investment Income	Accounted	324.20	Dr
26/08/2019	pasandi@armstrongadvisory.com.au	30/06/2018	Market Value Adjustment	Accounted	579.58	Dr

### Other Assets · Cash At Bank · MacQuarie

1/08/2019	pasandi@armstrongadvisory.com.au	3/07/2017	PP to M & S Green	Accounted	1,300.00	Cr
1/08/2019	pasandi@armstrongadvisory.com.au	4/07/2017	Rebate of Adviser Comm	Accounted	7.27	Dr
1/08/2019	pasandi@armstrongadvisory.com.au	10/07/2017	PP to M & S Green	Accounted	1,300.00	Cr
1/08/2019	pasandi@armstrongadvisory.com.au	10/07/2017	ATO	Accounted	3,490.96	Dr
1/08/2019	pasandi@armstrongadvisory.com.au	17/07/2017	PP to M & S Green	Accounted	1,300.00	Cr
1/08/2019	pasandi@armstrongadvisory.com.au	19/07/2017	Heathley Asset	Accounted	2,092.50	Dr
1/08/2019	pasandi@armstrongadvisory.com.au	21/07/2017	CHDOF WHL Dist	Accounted	630.06	Dr
1/08/2019	pasandi@armstrongadvisory.com.au	24/07/2017	PP to M & S Green	Accounted	1,300.00	Cr
1/08/2019	pasandi@armstrongadvisory.com.au	31/07/2017	PP to M & S Green	Accounted	1,300.00	Cr
1/08/2019	pasandi@armstrongadvisory.com.au	31/07/2017	Interest	Accounted	39.68	Dr
1/08/2019	pasandi@armstrongadvisory.com.au	2/08/2017	Rebate of Adviser Comm	Accounted	7.08	Dr
1/08/2019	pasandi@armstrongadvisory.com.au	7/08/2017	PP to M & S Green	Accounted	1,300.00	Cr
1/08/2019	pasandi@armstrongadvisory.com.au	14/08/2017	PP to M & S Green	Accounted	1,300.00	Cr
1/08/2019	pasandi@armstrongadvisory.com.au	21/08/2017	PP to M & S Green	Accounted	1,300.00	Cr
1/08/2019	pasandi@armstrongadvisory.com.au	28/08/2017	PP to M & S Green	Accounted	1,300.00	Cr
1/08/2019	pasandi@armstrongadvisory.com.au	31/08/2017	Interest	Accounted	35.89	Dr
1/08/2019	pasandi@armstrongadvisory.com.au	4/09/2017	PP to M & S Green	Accounted	1,300.00	Cr

**GREEN SUPER FUND**  
**General Ledger Audit Trail**  
**For the period from 1 July 2017 to 30 June 2018**

Processed Date & User	Date	Description	State	Amount
-----------------------	------	-------------	-------	--------

## Assets

### Other Assets - Cash At Bank - MacQuarie

1/08/2019	pasandi@armstrongadvisory.com.au	4/09/2017	Rebate of Adviser Comm	Accounted	6.42	Dr
1/08/2019	pasandi@armstrongadvisory.com.au	11/09/2017	PP to M & S Green	Accounted	1,300.00	Cr
1/08/2019	pasandi@armstrongadvisory.com.au	18/09/2017	PP to M & S Green	Accounted	1,300.00	Cr
1/08/2019	pasandi@armstrongadvisory.com.au	20/09/2017	Transact Funds tfr to M & S Green	Accounted	10,000.00	Cr
1/08/2019	pasandi@armstrongadvisory.com.au	25/09/2017	PP to M & S Green	Accounted	1,300.00	Cr
1/08/2019	pasandi@armstrongadvisory.com.au	25/09/2017	AMP	Accounted	20,000.00	Dr
1/08/2019	pasandi@armstrongadvisory.com.au	28/09/2017	TLS Fnl Dividend	Accounted	400.36	Dr
1/08/2019	pasandi@armstrongadvisory.com.au	29/09/2017	Interest	Accounted	28.86	Dr
1/08/2019	pasandi@armstrongadvisory.com.au	2/10/2017	PP to M & S Green	Accounted	1,300.00	Cr
1/08/2019	pasandi@armstrongadvisory.com.au	3/10/2017	Rebate of Adviser Comm	Accounted	5.14	Dr
1/08/2019	pasandi@armstrongadvisory.com.au	6/10/2017	IVC Interim Dividend	Accounted	2.96	Dr
1/08/2019	pasandi@armstrongadvisory.com.au	6/10/2017	WOW Dividend	Accounted	224.50	Dr
1/08/2019	pasandi@armstrongadvisory.com.au	9/10/2017	PP to M & S Green	Accounted	1,300.00	Cr
1/08/2019	pasandi@armstrongadvisory.com.au	16/10/2017	PP to M & S Green	Accounted	1,300.00	Cr
1/08/2019	pasandi@armstrongadvisory.com.au	16/10/2017	CHDOF WHL A Dist	Accounted	652.00	Dr
1/08/2019	pasandi@armstrongadvisory.com.au	23/10/2017	PP to M & S Green	Accounted	1,300.00	Cr
1/08/2019	pasandi@armstrongadvisory.com.au	30/10/2017	PP to M & S Green	Accounted	1,300.00	Cr
1/08/2019	pasandi@armstrongadvisory.com.au	31/10/2017	Interest	Accounted	35.62	Dr
1/08/2019	pasandi@armstrongadvisory.com.au	2/11/2017	Rebate of Adviser Comm	Accounted	6.35	Dr
1/08/2019	pasandi@armstrongadvisory.com.au	6/11/2017	PP to M & S Green	Accounted	1,300.00	Cr
1/08/2019	pasandi@armstrongadvisory.com.au	13/11/2017	PP to M & S Green	Accounted	1,300.00	Cr
1/08/2019	pasandi@armstrongadvisory.com.au	20/11/2017	PP to M & S Green	Accounted	1,300.00	Cr
1/08/2019	pasandi@armstrongadvisory.com.au	27/11/2017	PP to M & S Green	Accounted	1,300.00	Cr
1/08/2019	pasandi@armstrongadvisory.com.au	30/11/2017	Interest	Accounted	28.34	Dr
1/08/2019	pasandi@armstrongadvisory.com.au	4/12/2017	PP to M & S Green	Accounted	1,300.00	Cr
1/08/2019	pasandi@armstrongadvisory.com.au	4/12/2017	Rebate of Adviser Comm	Accounted	5.06	Dr
1/08/2019	pasandi@armstrongadvisory.com.au	11/12/2017	PP to M & S Green	Accounted	1,300.00	Cr
1/08/2019	pasandi@armstrongadvisory.com.au	18/12/2017	PP to M & S Green	Accounted	1,300.00	Cr
1/08/2019	pasandi@armstrongadvisory.com.au	22/12/2017	PP to M & S Green	Accounted	1,300.00	Cr
1/08/2019	pasandi@armstrongadvisory.com.au	29/12/2017	PP to M & S Green	Accounted	1,300.00	Cr

**GREEN SUPER FUND**  
**General Ledger Audit Trail**  
**For the period from 1 July 2017 to 30 June 2018**

Processed Date & User	Date	Description	State	Amount
-----------------------	------	-------------	-------	--------

## Assets

### Other Assets - Cash At Bank - MacQuarie

1/08/2019	pasandi@armstrongadvisory.com.au	29/12/2017	Interest	Accounted	22.33	Dr
1/08/2019	pasandi@armstrongadvisory.com.au	3/01/2018	Rebate of Adviser Comm	Accounted	3.99	Dr
1/08/2019	pasandi@armstrongadvisory.com.au	8/01/2018	PP to M & S Green	Accounted	1,300.00	Cr
1/08/2019	pasandi@armstrongadvisory.com.au	15/01/2018	PP to M & S Green	Accounted	1,300.00	Cr
1/08/2019	pasandi@armstrongadvisory.com.au	15/01/2018	CHDOF WHL A Dist	Accounted	702.00	Dr
1/08/2019	pasandi@armstrongadvisory.com.au	22/01/2018	PP to M & S Green	Accounted	1,300.00	Cr
1/08/2019	pasandi@armstrongadvisory.com.au	29/01/2018	PP to M & S Green	Accounted	1,300.00	Cr
1/08/2019	pasandi@armstrongadvisory.com.au	31/01/2018	Interest	Accounted	9.61	Dr
1/08/2019	pasandi@armstrongadvisory.com.au	2/02/2018	Rebate of Adviser Comm	Accounted	2.90	Dr
1/08/2019	pasandi@armstrongadvisory.com.au	5/02/2018	PP to M & S Green	Accounted	1,300.00	Cr
1/08/2019	pasandi@armstrongadvisory.com.au	12/02/2018	PP to M & S Green	Accounted	1,300.00	Cr
1/08/2019	pasandi@armstrongadvisory.com.au	19/02/2018	PP to M & S Green	Accounted	1,300.00	Cr
1/08/2019	pasandi@armstrongadvisory.com.au	26/02/2018	PP to M & S Green	Accounted	1,300.00	Cr
1/08/2019	pasandi@armstrongadvisory.com.au	28/02/2018	Interest	Accounted	3.55	Dr
1/08/2019	pasandi@armstrongadvisory.com.au	2/03/2018	Rebate of Adviser Comm	Accounted	1.64	Dr
1/08/2019	pasandi@armstrongadvisory.com.au	5/03/2018	PP to M & S Green	Accounted	1,300.00	Cr
1/08/2019	pasandi@armstrongadvisory.com.au	12/03/2018	PP to M & S Green	Accounted	1,300.00	Cr
1/08/2019	pasandi@armstrongadvisory.com.au	19/03/2018	PP to M & S Green	Accounted	1,300.00	Cr
1/08/2019	pasandi@armstrongadvisory.com.au	26/03/2018	PP to M & S Green	Accounted	1,300.00	Cr
1/08/2019	pasandi@armstrongadvisory.com.au	29/03/2018	TLS ltm Dividend	Accounted	284.13	Dr
1/08/2019	pasandi@armstrongadvisory.com.au	29/03/2018	Interest	Accounted	0.12	Dr
1/08/2019	pasandi@armstrongadvisory.com.au	4/04/2018	Rebate of Adviser Comm	Accounted	0.66	Dr
1/08/2019	pasandi@armstrongadvisory.com.au	6/04/2018	WOW Dividend	Accounted	193.07	Dr
1/08/2019	pasandi@armstrongadvisory.com.au	6/04/2018	IVC Fnl Dividend	Accounted	4.40	Dr
1/08/2019	pasandi@armstrongadvisory.com.au	13/04/2018	AMP	Accounted	35,000.00	Dr
1/08/2019	pasandi@armstrongadvisory.com.au	16/04/2018	PP to M & S Green	Accounted	1,300.00	Cr
1/08/2019	pasandi@armstrongadvisory.com.au	16/04/2018	CHDOF WHL A Dist	Accounted	702.00	Dr
1/08/2019	pasandi@armstrongadvisory.com.au	18/04/2018	Tax FY17	Accounted	1,100.00	Cr
1/08/2019	pasandi@armstrongadvisory.com.au	19/04/2018	AMP	Accounted	15,000.00	Dr
1/08/2019	pasandi@armstrongadvisory.com.au	23/04/2018	PP to M & S Green	Accounted	1,300.00	Cr

**GREEN SUPER FUND**  
**General Ledger Audit Trail**  
**For the period from 1 July 2017 to 30 June 2018**

Processed Date & User	Date	Description	State	Amount
-----------------------	------	-------------	-------	--------

## Assets

### Other Assets · Cash At Bank · MacQuarie

1/08/2019	pasandi@armstrongadvisory.com.au	23/04/2018	ATO	Accounted	9,178.70	Dr
1/08/2019	pasandi@armstrongadvisory.com.au	30/04/2018	PP to M & S Green	Accounted	1,300.00	Cr
1/08/2019	pasandi@armstrongadvisory.com.au	30/04/2018	Interest	Accounted	27.75	Dr
1/08/2019	pasandi@armstrongadvisory.com.au	1/05/2018	PP to M & S Green	Accounted	25,000.00	Cr
1/08/2019	pasandi@armstrongadvisory.com.au	2/05/2018	Rebate of Adviser Comm	Accounted	6.04	Dr
1/08/2019	pasandi@armstrongadvisory.com.au	7/05/2018	PP to M & S Green	Accounted	1,300.00	Cr
1/08/2019	pasandi@armstrongadvisory.com.au	14/05/2018	PP to M & S Green	Accounted	1,300.00	Cr
1/08/2019	pasandi@armstrongadvisory.com.au	21/05/2018	PP to M & S Green	Accounted	1,300.00	Cr
1/08/2019	pasandi@armstrongadvisory.com.au	28/05/2018	PP to M & S Green	Accounted	1,300.00	Cr
1/08/2019	pasandi@armstrongadvisory.com.au	31/05/2018	Interest	Accounted	26.10	Dr
1/08/2019	pasandi@armstrongadvisory.com.au	4/06/2018	PP to M & S Green	Accounted	1,300.00	Cr
1/08/2019	pasandi@armstrongadvisory.com.au	4/06/2018	Rebate of Adviser Comm	Accounted	6.07	Dr
1/08/2019	pasandi@armstrongadvisory.com.au	11/06/2018	PP to M & S Green	Accounted	1,300.00	Cr
1/08/2019	pasandi@armstrongadvisory.com.au	18/06/2018	PP to M & S Green	Accounted	1,300.00	Cr
1/08/2019	pasandi@armstrongadvisory.com.au	25/06/2018	PP to M & S Green	Accounted	1,300.00	Cr
1/08/2019	pasandi@armstrongadvisory.com.au	29/06/2018	Interest	Accounted	19.29	Dr

### Other Assets · Current Tax Assets · Excessive Foreign Tax Credit Writeoff

22/03/2018	pasandi@armstrongadvisory.com.au	1/07/2017	Fund Tax Finalisation	Accounted	920.38	Dr
26/08/2019	pasandi@armstrongadvisory.com.au	30/06/2018	Excessive foreign tax credit written off	Accounted	832.68	Cr

### Other Assets · Current Tax Assets · Foreign Tax Credits · Managed Investments · North Investment Account

22/03/2018	pasandi@armstrongadvisory.com.au	1/07/2017	Fund Tax Finalisation	Accounted	909.38	Cr
2/08/2019	pasandi@armstrongadvisory.com.au	30/06/2018	Distribution - Tax Statement	Accounted	832.68	Dr

### Other Assets · Current Tax Assets · Foreign Tax Credits · Units In Unlisted Unit Trusts · Zurich Investments Equity Incoi

22/03/2018	pasandi@armstrongadvisory.com.au	1/07/2017	Fund Tax Finalisation	Accounted	11.00	Cr
------------	----------------------------------	-----------	-----------------------	-----------	-------	----

### Other Assets · Current Tax Assets · Franking Credits · Managed Investments · North Investment Account

22/03/2018	pasandi@armstrongadvisory.com.au	1/07/2017	Fund Tax Finalisation	Accounted	6,995.13	Cr
2/08/2019	pasandi@armstrongadvisory.com.au	30/06/2018	Distribution - Tax Statement	Accounted	7,547.12	Dr

### Other Assets · Current Tax Assets · Franking Credits · Shares in Listed Companies · Australia And New Zealand Bankin

22/03/2018	pasandi@armstrongadvisory.com.au	1/07/2017	Fund Tax Finalisation	Accounted	553.37	Cr
1/08/2019	pasandi@armstrongadvisory.com.au	3/07/2017	ANZ 80C FRANKED @ 30%; DRP & BSP NIL DISC	Accounted	289.03	Dr

**GREEN SUPER FUND**  
**General Ledger Audit Trail**  
**For the period from 1 July 2017 to 30 June 2018**

Processed Date & User	Date	Description	State	Amount
-----------------------	------	-------------	-------	--------

## Assets

### Other Assets · Current Tax Assets · Franking Credits · Shares in Listed Companies · Australia And New Zealand Bankin

1/08/2019	pasandi@armstrongadvisory.com.au	18/12/2017	ANZ 80C FRANKED @ 30%; DRP & BSP NIL DISC	Accounted	296.91	Dr
-----------	----------------------------------	------------	---	-----------	--------	----

### Other Assets · Current Tax Assets · Franking Credits · Shares in Listed Companies · Invocare Limited

22/03/2018	pasandi@armstrongadvisory.com.au	1/07/2017	Fund Tax Finalisation	Accounted	217.11	Cr
1/08/2019	pasandi@armstrongadvisory.com.au	6/10/2017	IVC 18.5C FRANKED @ 30%; DRP NIL DISCOUNT	Accounted	96.65	Dr
1/08/2019	pasandi@armstrongadvisory.com.au	6/04/2018	IVC 27.5C FRANKED @ 30%; DRP NIL DISCOUNT	Accounted	145.32	Dr

### Other Assets · Current Tax Assets · Franking Credits · Shares in Listed Companies · Telstra Corporation Limited.

22/03/2018	pasandi@armstrongadvisory.com.au	1/07/2017	Fund Tax Finalisation	Accounted	343.16	Cr
16/03/2018	Income Announcement	28/09/2017	TLS 15.5C FRANKED @ 30% D.R.P. SUSPENDED	Accounted	171.58	Dr
1/08/2019	Income Announcement	29/03/2018	TLS 11C FRANKED@30%; 3.5C SPECIAL; DRP	Accounted	121.77	Dr

### Other Assets · Current Tax Assets · Franking Credits · Shares in Listed Companies · Woolworths Group Limited

22/03/2018	pasandi@armstrongadvisory.com.au	1/07/2017	Fund Tax Finalisation	Accounted	128.93	Cr
16/03/2018	Income Announcement	6/10/2017	WOW 50C FRANKED @ 30%; DRP	Accounted	96.21	Dr
1/08/2019	Income Announcement	6/04/2018	WOW 43C FRANKED @ 30%; DRP	Accounted	82.74	Dr

### Other Assets · Current Tax Assets · Franking Credits · Units In Unlisted Unit Trusts · Zurich Investments Equity Income

22/03/2018	pasandi@armstrongadvisory.com.au	1/07/2017	Fund Tax Finalisation	Accounted	1,200.00	Cr
26/08/2019	pasandi@armstrongadvisory.com.au	30/06/2018	Distribution - Tax Statement	Accounted	23.17	Dr
26/08/2019	pasandi@armstrongadvisory.com.au	30/06/2018	Distribution - Tax Statement	Accounted	114.06	Dr
26/08/2019	pasandi@armstrongadvisory.com.au	30/06/2018	Distribution - Tax Statement	Accounted	113.71	Dr
26/08/2019	pasandi@armstrongadvisory.com.au	30/06/2018	Distribution - Tax Statement	Accounted	111.11	Dr
26/08/2019	pasandi@armstrongadvisory.com.au	30/06/2018	Distribution - Tax Statement	Accounted	114.78	Dr
26/08/2019	pasandi@armstrongadvisory.com.au	30/06/2018	Distribution - Tax Statement	Accounted	114.50	Dr
26/08/2019	pasandi@armstrongadvisory.com.au	30/06/2018	Distribution - Tax Statement	Accounted	115.02	Dr
26/08/2019	pasandi@armstrongadvisory.com.au	30/06/2018	Distribution - Tax Statement	Accounted	113.72	Dr
26/08/2019	pasandi@armstrongadvisory.com.au	30/06/2018	Distribution - Tax Statement	Accounted	113.08	Dr
26/08/2019	pasandi@armstrongadvisory.com.au	30/06/2018	Distribution - Tax Statement	Accounted	110.72	Dr
26/08/2019	pasandi@armstrongadvisory.com.au	30/06/2018	Distribution - Tax Statement	Accounted	110.99	Dr
26/08/2019	pasandi@armstrongadvisory.com.au	30/06/2018	Distribution - Tax Statement	Accounted	110.56	Dr

### Other Assets · Current Tax Assets · Income Tax Payable

22/03/2018	pasandi@armstrongadvisory.com.au	1/07/2017	Fund Tax Finalisation	Accounted	9,437.70	Dr
1/08/2019	pasandi@armstrongadvisory.com.au	10/07/2017	ATO	Accounted	3,489.00	Cr
1/08/2019	pasandi@armstrongadvisory.com.au	23/04/2018	ATO	Accounted	9,437.70	Cr

### Other Assets · Receivables · Investment Income Receivable · Distributions · Managed Investments · North Investment A

**GREEN SUPER FUND**  
**General Ledger Audit Trail**  
**For the period from 1 July 2017 to 30 June 2018**

Processed Date & User	Date	Description	State	Amount
-----------------------	------	-------------	-------	--------

## Assets

### Other Assets · Receivables · Investment Income Receivable · Distributions · Managed Investments · North Investment A

2/08/2019	pasandi@armstrongadvisory.com.au	30/06/2018	Income received	Accounted	43,424.79	Dr
2/08/2019	Evidence Match	30/06/2018	Income received	Accounted	43,424.79	Cr

### Other Assets · Receivables · Investment Income Receivable · Distributions · Units In Unlisted Unit Trusts · Charter Hall I

1/08/2019	Evidence Match	21/07/2017	Investment Income	Accounted	630.06	Cr
22/03/2018	Evidence Match	21/07/2017	Investment Income	Accounted	50.00	Cr
1/08/2019	pasandi@armstrongadvisory.com.au	16/10/2017	CHDOF WHL A Dist	Accounted	702.00	Dr
2/08/2019	Evidence Match	16/10/2017	CHDOF WHL A Dist	Accounted	652.00	Cr
2/08/2019	Evidence Match	16/10/2017	CHDOF WHL A Dist	Accounted	50.00	Cr
1/08/2019	pasandi@armstrongadvisory.com.au	15/01/2018	CHDOF WHL A Dist	Accounted	702.00	Dr
1/08/2019	Evidence Match	15/01/2018	CHDOF WHL A Dist	Accounted	702.00	Cr
1/08/2019	pasandi@armstrongadvisory.com.au	16/04/2018	CHDOF WHL A Dist	Accounted	702.00	Dr
1/08/2019	Evidence Match	16/04/2018	CHDOF WHL A Dist	Accounted	702.00	Cr
2/08/2019	pasandi@armstrongadvisory.com.au	30/06/2018	Investment Income	Accounted	702.00	Dr

### Other Assets · Receivables · Investment Income Receivable · Distributions · Units In Unlisted Unit Trusts · Heathley Key

1/08/2019	Evidence Match	19/07/2017	Investment Income	Accounted	2,092.50	Cr
2/08/2019	pasandi@armstrongadvisory.com.au	30/06/2018	Investment Income	Accounted	3,343.09	Dr

### Other Assets · Receivables · Investment Income Receivable · Distributions · Units In Unlisted Unit Trusts · Zurich Invest

26/08/2019	pasandi@armstrongadvisory.com.au	1/08/2017	Investment Income	Accounted	314.28	Dr
26/08/2019	Evidence Match	1/08/2017	Investment Income	Accounted	314.28	Cr
26/08/2019	pasandi@armstrongadvisory.com.au	1/09/2017	Investment Income	Accounted	315.46	Dr
26/08/2019	Evidence Match	1/09/2017	Investment Income	Accounted	315.46	Cr
26/08/2019	pasandi@armstrongadvisory.com.au	1/10/2017	Investment Income	Accounted	314.70	Dr
26/08/2019	Evidence Match	1/10/2017	Investment Income	Accounted	314.70	Cr
26/08/2019	pasandi@armstrongadvisory.com.au	1/11/2017	Investment Income	Accounted	321.40	Dr
26/08/2019	Evidence Match	1/11/2017	Investment Income	Accounted	321.40	Cr
26/08/2019	pasandi@armstrongadvisory.com.au	1/12/2017	Investment Income	Accounted	323.22	Dr
26/08/2019	Evidence Match	1/12/2017	Investment Income	Accounted	323.22	Cr
26/08/2019	Evidence Match	1/01/2018	Investment Income	Accounted	326.91	Cr
26/08/2019	pasandi@armstrongadvisory.com.au	1/01/2018	Investment Income	Accounted	326.91	Dr
26/08/2019	pasandi@armstrongadvisory.com.au	1/02/2018	Investment Income	Accounted	325.44	Dr
26/08/2019	Evidence Match	1/02/2018	Investment Income	Accounted	325.44	Cr
26/08/2019	pasandi@armstrongadvisory.com.au	1/03/2018	Investment Income	Accounted	326.24	Dr
26/08/2019	Evidence Match	1/03/2018	Investment Income	Accounted	326.24	Cr
26/08/2019	pasandi@armstrongadvisory.com.au	1/04/2018	Investment Income	Accounted	315.82	Dr
26/08/2019	Evidence Match	1/04/2018	Investment Income	Accounted	315.82	Cr
26/08/2019	pasandi@armstrongadvisory.com.au	1/05/2018	Investment Income	Accounted	323.20	Dr
26/08/2019	Evidence Match	1/05/2018	Investment Income	Accounted	323.20	Cr

**GREEN SUPER FUND**  
**General Ledger Audit Trail**  
**For the period from 1 July 2017 to 30 June 2018**

Processed Date & User	Date	Description	State	Amount	
<b>Assets</b>					
<b>Other Assets · Receivables · Investment Income Receivable · Distributions · Units In Unlisted Unit Trusts · Zurich Invest</b>					
26/08/2019	Evidence Match	1/06/2018	Investment Income	Accounted	324.20 Cr
26/08/2019	pasandi@armstrongadvisory.com.au	1/06/2018	Investment Income	Accounted	324.20 Dr
26/08/2019	pasandi@armstrongadvisory.com.au	30/06/2018	Investment Income	Accounted	65.86 Dr
<b>Other Assets · Receivables · Investment Income Receivable · Dividends · Shares in Listed Companies · Australia And N</b>					
1/08/2019	pasandi@armstrongadvisory.com.au	3/07/2017	ANZ 80C FRANKED @ 30%; DRP & BSP NIL DISC	Accounted	674.40 Dr
1/08/2019	Evidence Match	3/07/2017	ANZ 80C FRANKED @ 30%; DRP & BSP NIL DISC	Accounted	674.40 Cr
1/08/2019	pasandi@armstrongadvisory.com.au	18/12/2017	ANZ 80C FRANKED @ 30%; DRP & BSP NIL DISC	Accounted	692.80 Dr
1/08/2019	Evidence Match	18/12/2017	ANZ 80C FRANKED @ 30%; DRP & BSP NIL DISC	Accounted	692.80 Cr
<b>Other Assets · Receivables · Investment Income Receivable · Dividends · Shares in Listed Companies · Invocare Limitec</b>					
1/08/2019	pasandi@armstrongadvisory.com.au	6/10/2017	IVC 18.5C FRANKED @ 30%; DRP NIL DISCOUNT	Accounted	225.52 Dr
1/08/2019	Evidence Match	6/10/2017	IVC 18.5C FRANKED @ 30%; DRP NIL DISCOUNT	Accounted	2.96 Cr
1/08/2019	Evidence Match	6/10/2017	IVC 18.5C FRANKED @ 30%; DRP NIL DISCOUNT	Accounted	222.56 Cr
1/08/2019	pasandi@armstrongadvisory.com.au	6/04/2018	IVC 27.5C FRANKED @ 30%; DRP NIL DISCOUNT	Accounted	339.08 Dr
1/08/2019	Evidence Match	6/04/2018	IVC 27.5C FRANKED @ 30%; DRP NIL DISCOUNT	Accounted	4.40 Cr
1/08/2019	Evidence Match	6/04/2018	IVC 27.5C FRANKED @ 30%; DRP NIL DISCOUNT	Accounted	334.68 Cr
<b>Other Assets · Receivables · Investment Income Receivable · Dividends · Shares in Listed Companies · Telstra Corporat</b>					
16/03/2018	Income Announcement	28/09/2017	TLS 15.5C FRANKED @ 30% D.R.P. SUSPENDED	Accounted	400.36 Dr
1/08/2019	Evidence Match	28/09/2017	TLS 15.5C FRANKED @ 30% D.R.P. SUSPENDED	Accounted	400.36 Cr
1/08/2019	Income Announcement	29/03/2018	TLS 11C FRANKED@30%; 3.5C SPECIAL; DRP	Accounted	284.13 Dr
1/08/2019	Evidence Match	29/03/2018	TLS 11C FRANKED@30%; 3.5C SPECIAL; DRP	Accounted	284.13 Cr
<b>Other Assets · Receivables · Investment Income Receivable · Dividends · Shares in Listed Companies · Woolworths Gro</b>					
16/03/2018	Income Announcement	6/10/2017	WOW 50C FRANKED @ 30%; DRP	Accounted	224.50 Dr
1/08/2019	Evidence Match	6/10/2017	WOW 50C FRANKED @ 30%; DRP	Accounted	224.50 Cr
1/08/2019	Income Announcement	6/04/2018	WOW 43C FRANKED @ 30%; DRP	Accounted	193.07 Dr
1/08/2019	Evidence Match	6/04/2018	WOW 43C FRANKED @ 30%; DRP	Accounted	193.07 Cr
<b>Other Assets · Receivables · Investment Income Receivable · Interest · Cash At Bank · MacQuarie</b>					
1/08/2019	Evidence Match	31/07/2017	Interest	Accounted	39.68 Cr
1/08/2019	Transaction Rules	31/07/2017	Interest	Accounted	39.68 Dr
1/08/2019	Evidence Match	31/08/2017	Interest	Accounted	35.89 Cr
1/08/2019	Transaction Rules	31/08/2017	Interest	Accounted	35.89 Dr
1/08/2019	Evidence Match	29/09/2017	Interest	Accounted	28.86 Cr
1/08/2019	Transaction Rules	29/09/2017	Interest	Accounted	28.86 Dr
1/08/2019	Evidence Match	31/10/2017	Interest	Accounted	35.62 Cr
1/08/2019	Transaction Rules	31/10/2017	Interest	Accounted	35.62 Dr
1/08/2019	Evidence Match	30/11/2017	Interest	Accounted	28.34 Cr
1/08/2019	Transaction Rules	30/11/2017	Interest	Accounted	28.34 Dr
1/08/2019	Transaction Rules	29/12/2017	Interest	Accounted	22.33 Dr
1/08/2019	Evidence Match	29/12/2017	Interest	Accounted	22.33 Cr
1/08/2019	Evidence Match	31/01/2018	Interest	Accounted	9.61 Cr
1/08/2019	Transaction Rules	31/01/2018	Interest	Accounted	9.61 Dr
1/08/2019	Evidence Match	28/02/2018	Interest	Accounted	3.55 Cr
1/08/2019	Transaction Rules	28/02/2018	Interest	Accounted	3.55 Dr



**GREEN SUPER FUND**  
**General Ledger Audit Trail**  
**For the period from 1 July 2017 to 30 June 2018**

Processed Date & User	Date	Description	State	Amount
-----------------------	------	-------------	-------	--------

## Assets

### Other Assets · Receivables · Investment Income Receivable · Interest · Cash At Bank · MacQuarie

1/08/2019	Evidence Match	29/03/2018	Interest	Accounted	0.12	Cr
1/08/2019	Transaction Rules	29/03/2018	Interest	Accounted	0.12	Dr
1/08/2019	Evidence Match	30/04/2018	Interest	Accounted	27.75	Cr
1/08/2019	Transaction Rules	30/04/2018	Interest	Accounted	27.75	Dr
1/08/2019	Evidence Match	31/05/2018	Interest	Accounted	26.10	Cr
1/08/2019	Transaction Rules	31/05/2018	Interest	Accounted	26.10	Dr
1/08/2019	Evidence Match	29/06/2018	Interest	Accounted	19.29	Cr
1/08/2019	Transaction Rules	29/06/2018	Interest	Accounted	19.29	Dr

### Other Assets · Receivables · Investment Income Receivable · Investment Fee Rebate · Cash At Bank · MacQuarie

1/08/2019	Evidence Match	4/07/2017	Rebate of Adviser Comm	Accounted	7.27	Cr
1/08/2019	Transaction Rules	4/07/2017	Rebate of Adviser Comm	Accounted	7.27	Dr
1/08/2019	Evidence Match	2/08/2017	Rebate of Adviser Comm	Accounted	7.08	Cr
1/08/2019	Transaction Rules	2/08/2017	Rebate of Adviser Comm	Accounted	7.08	Dr
1/08/2019	Evidence Match	4/09/2017	Rebate of Adviser Comm	Accounted	6.42	Cr
1/08/2019	Transaction Rules	4/09/2017	Rebate of Adviser Comm	Accounted	6.42	Dr
1/08/2019	Evidence Match	3/10/2017	Rebate of Adviser Comm	Accounted	5.14	Cr
1/08/2019	Transaction Rules	3/10/2017	Rebate of Adviser Comm	Accounted	5.14	Dr
1/08/2019	Evidence Match	2/11/2017	Rebate of Adviser Comm	Accounted	6.35	Cr
1/08/2019	Transaction Rules	2/11/2017	Rebate of Adviser Comm	Accounted	6.35	Dr
1/08/2019	Transaction Rules	4/12/2017	Rebate of Adviser Comm	Accounted	5.06	Dr
1/08/2019	Evidence Match	4/12/2017	Rebate of Adviser Comm	Accounted	5.06	Cr
1/08/2019	Evidence Match	3/01/2018	Rebate of Adviser Comm	Accounted	3.99	Cr
1/08/2019	Transaction Rules	3/01/2018	Rebate of Adviser Comm	Accounted	3.99	Dr
1/08/2019	Evidence Match	2/02/2018	Rebate of Adviser Comm	Accounted	2.90	Cr
1/08/2019	Transaction Rules	2/02/2018	Rebate of Adviser Comm	Accounted	2.90	Dr
1/08/2019	Evidence Match	2/03/2018	Rebate of Adviser Comm	Accounted	1.64	Cr
1/08/2019	Transaction Rules	2/03/2018	Rebate of Adviser Comm	Accounted	1.64	Dr
1/08/2019	Evidence Match	4/04/2018	Rebate of Adviser Comm	Accounted	0.66	Cr
1/08/2019	Transaction Rules	4/04/2018	Rebate of Adviser Comm	Accounted	0.66	Dr
1/08/2019	Evidence Match	2/05/2018	Rebate of Adviser Comm	Accounted	6.04	Cr
1/08/2019	Transaction Rules	2/05/2018	Rebate of Adviser Comm	Accounted	6.04	Dr
1/08/2019	Evidence Match	4/06/2018	Rebate of Adviser Comm	Accounted	6.07	Cr
1/08/2019	Transaction Rules	4/06/2018	Rebate of Adviser Comm	Accounted	6.07	Dr

### Other Assets · Unsettled Trades · Acquisitions · Managed Investments · North Investment Account

1/08/2019	Evidence Match	25/09/2017	AMP	Accounted	20,000.00	Cr
1/08/2019	Transaction Rules	25/09/2017	AMP	Accounted	20,000.00	Dr
1/08/2019	Evidence Match	13/04/2018	AMP	Accounted	35,000.00	Cr
1/08/2019	Transaction Rules	13/04/2018	AMP	Accounted	35,000.00	Dr
1/08/2019	Evidence Match	19/04/2018	AMP	Accounted	15,000.00	Cr
1/08/2019	Transaction Rules	19/04/2018	AMP	Accounted	15,000.00	Dr
2/08/2019	Evidence Match	30/06/2018	Fees & Expenses	Accounted	8,199.64	Cr
2/08/2019	Evidence Match	30/06/2018	Income received	Accounted	43,424.79	Dr
2/08/2019	pasandi@armstrongadvisory.com.au	30/06/2018	Fees & Expenses	Accounted	8,199.64	Dr
2/08/2019	pasandi@armstrongadvisory.com.au	30/06/2018	Income received	Accounted	43,424.79	Cr

### Other Assets · Unsettled Trades · Acquisitions · Shares in Listed Companies · Australia And New Zealand Banking Gro

1/08/2019	Evidence Match	3/07/2017	ANZ 80C FRANKED @ 30%; DRP & BSP NIL DISC	Accounted	674.40	Dr
-----------	----------------	-----------	---	-----------	--------	----

**GREEN SUPER FUND**  
**General Ledger Audit Trail**  
**For the period from 1 July 2017 to 30 June 2018**

Processed Date & User	Date	Description	State	Amount
-----------------------	------	-------------	-------	--------

## Assets

### Other Assets · Unsettled Trades · Acquisitions · Shares in Listed Companies · Australia And New Zealand Banking Gro

1/08/2019	pasandi@armstrongadvisory.com.au	3/07/2017	ANZ 80C FRANKED @ 30%; DRP & BSP NIL DISC	Accounted	674.40	Cr
1/08/2019	Evidence Match	18/12/2017	ANZ 80C FRANKED @ 30%; DRP & BSP NIL DISC	Accounted	692.80	Dr
1/08/2019	pasandi@armstrongadvisory.com.au	18/12/2017	ANZ 80C FRANKED @ 30%; DRP & BSP NIL DISC	Accounted	692.80	Cr

### Other Assets · Unsettled Trades · Acquisitions · Shares in Listed Companies · Invocare Limited

1/08/2019	Evidence Match	6/10/2017	IVC 18.5C FRANKED @ 30%; DRP NIL DISCOUNT	Accounted	222.56	Dr
1/08/2019	pasandi@armstrongadvisory.com.au	6/10/2017	IVC 18.5C FRANKED @ 30%; DRP NIL DISCOUNT	Accounted	222.56	Cr
1/08/2019	Evidence Match	6/04/2018	IVC 27.5C FRANKED @ 30%; DRP NIL DISCOUNT	Accounted	334.68	Dr
1/08/2019	pasandi@armstrongadvisory.com.au	6/04/2018	IVC 27.5C FRANKED @ 30%; DRP NIL DISCOUNT	Accounted	334.68	Cr

### Other Assets · Unsettled Trades · Acquisitions · Units In Unlisted Unit Trusts · Zurich Investments Equity Income Fund

26/08/2019	Evidence Match	1/08/2017	Investment Income	Accounted	314.28	Dr
26/08/2019	pasandi@armstrongadvisory.com.au	1/08/2017	Investment Income	Accounted	314.28	Cr
26/08/2019	Evidence Match	1/09/2017	Investment Income	Accounted	315.46	Dr
26/08/2019	pasandi@armstrongadvisory.com.au	1/09/2017	Investment Income	Accounted	315.46	Cr
26/08/2019	Evidence Match	1/10/2017	Investment Income	Accounted	314.70	Dr
26/08/2019	pasandi@armstrongadvisory.com.au	1/10/2017	Investment Income	Accounted	314.70	Cr
26/08/2019	Evidence Match	1/11/2017	Investment Income	Accounted	321.40	Dr
26/08/2019	pasandi@armstrongadvisory.com.au	1/11/2017	Investment Income	Accounted	321.40	Cr
26/08/2019	Evidence Match	1/12/2017	Investment Income	Accounted	323.22	Dr
26/08/2019	pasandi@armstrongadvisory.com.au	1/12/2017	Investment Income	Accounted	323.22	Cr
26/08/2019	pasandi@armstrongadvisory.com.au	1/01/2018	Investment Income	Accounted	326.91	Cr
26/08/2019	Evidence Match	1/01/2018	Investment Income	Accounted	326.91	Dr
26/08/2019	Evidence Match	1/02/2018	Investment Income	Accounted	325.44	Dr
26/08/2019	pasandi@armstrongadvisory.com.au	1/02/2018	Investment Income	Accounted	325.44	Cr
26/08/2019	Evidence Match	1/03/2018	Investment Income	Accounted	326.24	Dr
26/08/2019	pasandi@armstrongadvisory.com.au	1/03/2018	Investment Income	Accounted	326.24	Cr
26/08/2019	Evidence Match	1/04/2018	Investment Income	Accounted	315.82	Dr
26/08/2019	pasandi@armstrongadvisory.com.au	1/04/2018	Investment Income	Accounted	315.82	Cr
26/08/2019	Evidence Match	1/05/2018	Investment Income	Accounted	323.20	Dr
26/08/2019	pasandi@armstrongadvisory.com.au	1/05/2018	Investment Income	Accounted	323.20	Cr
26/08/2019	Evidence Match	1/06/2018	Investment Income	Accounted	324.20	Dr
26/08/2019	pasandi@armstrongadvisory.com.au	1/06/2018	Investment Income	Accounted	324.20	Cr

## Liabilities

### Fund Suspense · MacQuarie

1/08/2019	Evidence Match	3/07/2017	PP to M & S Green	Accounted	650.00	Cr
1/08/2019	Evidence Match	3/07/2017	PP to M & S Green	Accounted	650.00	Cr
1/08/2019	pasandi@armstrongadvisory.com.au	3/07/2017	PP to M & S Green	Accounted	1,300.00	Dr

**GREEN SUPER FUND**  
**General Ledger Audit Trail**  
**For the period from 1 July 2017 to 30 June 2018**

Processed Date & User	Date	Description	State	Amount
-----------------------	------	-------------	-------	--------

## Liabilities

### Fund Suspense - MacQuarie

1/08/2019	Evidence Match	4/07/2017	Rebate of Adviser Comm	Accounted	7.27	Dr
1/08/2019	pasandi@armstrongadvisory.com.au	4/07/2017	Rebate of Adviser Comm	Accounted	7.27	Cr
2/08/2019	Evidence Match	10/07/2017	ATO	Accounted	3,490.96	Dr
1/08/2019	Evidence Match	10/07/2017	PP to M & S Green	Accounted	650.00	Cr
1/08/2019	Evidence Match	10/07/2017	PP to M & S Green	Accounted	650.00	Cr
1/08/2019	pasandi@armstrongadvisory.com.au	10/07/2017	PP to M & S Green	Accounted	1,300.00	Dr
1/08/2019	pasandi@armstrongadvisory.com.au	10/07/2017	ATO	Accounted	3,490.96	Cr
1/08/2019	Evidence Match	17/07/2017	PP to M & S Green	Accounted	650.00	Cr
1/08/2019	Evidence Match	17/07/2017	PP to M & S Green	Accounted	650.00	Cr
1/08/2019	pasandi@armstrongadvisory.com.au	17/07/2017	PP to M & S Green	Accounted	1,300.00	Dr
1/08/2019	pasandi@armstrongadvisory.com.au	19/07/2017	Heathley Asset	Accounted	2,092.50	Cr
1/08/2019	Evidence Match	19/07/2017	Heathley Asset	Accounted	2,092.50	Dr
1/08/2019	Evidence Match	21/07/2017	CHDOF WHL Dist	Accounted	630.06	Dr
1/08/2019	pasandi@armstrongadvisory.com.au	21/07/2017	CHDOF WHL Dist	Accounted	630.06	Cr
1/08/2019	Evidence Match	24/07/2017	PP to M & S Green	Accounted	650.00	Cr
1/08/2019	Evidence Match	24/07/2017	PP to M & S Green	Accounted	650.00	Cr
1/08/2019	pasandi@armstrongadvisory.com.au	24/07/2017	PP to M & S Green	Accounted	1,300.00	Dr
1/08/2019	Evidence Match	31/07/2017	Interest	Accounted	39.68	Dr
1/08/2019	Evidence Match	31/07/2017	PP to M & S Green	Accounted	650.00	Cr
1/08/2019	Evidence Match	31/07/2017	PP to M & S Green	Accounted	650.00	Cr
1/08/2019	pasandi@armstrongadvisory.com.au	31/07/2017	PP to M & S Green	Accounted	1,300.00	Dr
1/08/2019	pasandi@armstrongadvisory.com.au	31/07/2017	Interest	Accounted	39.68	Cr
1/08/2019	Evidence Match	2/08/2017	Rebate of Adviser Comm	Accounted	7.08	Dr
1/08/2019	pasandi@armstrongadvisory.com.au	2/08/2017	Rebate of Adviser Comm	Accounted	7.08	Cr
1/08/2019	Evidence Match	7/08/2017	PP to M & S Green	Accounted	650.00	Cr
1/08/2019	pasandi@armstrongadvisory.com.au	7/08/2017	PP to M & S Green	Accounted	1,300.00	Dr
1/08/2019	Evidence Match	7/08/2017	PP to M & S Green	Accounted	650.00	Cr
1/08/2019	Evidence Match	14/08/2017	PP to M & S Green	Accounted	650.00	Cr
1/08/2019	Evidence Match	14/08/2017	PP to M & S Green	Accounted	650.00	Cr
1/08/2019	pasandi@armstrongadvisory.com.au	14/08/2017	PP to M & S Green	Accounted	1,300.00	Dr
1/08/2019	Evidence Match	21/08/2017	PP to M & S Green	Accounted	650.00	Cr
1/08/2019	Evidence Match	21/08/2017	PP to M & S Green	Accounted	650.00	Cr
1/08/2019	pasandi@armstrongadvisory.com.au	21/08/2017	PP to M & S Green	Accounted	1,300.00	Dr
1/08/2019	Evidence Match	28/08/2017	PP to M & S Green	Accounted	650.00	Cr
1/08/2019	Evidence Match	28/08/2017	PP to M & S Green	Accounted	650.00	Cr
1/08/2019	pasandi@armstrongadvisory.com.au	28/08/2017	PP to M & S Green	Accounted	1,300.00	Dr
1/08/2019	Evidence Match	31/08/2017	Interest	Accounted	35.89	Dr
1/08/2019	pasandi@armstrongadvisory.com.au	31/08/2017	Interest	Accounted	35.89	Cr

**GREEN SUPER FUND**  
**General Ledger Audit Trail**  
**For the period from 1 July 2017 to 30 June 2018**

Processed Date & User	Date	Description	State	Amount
-----------------------	------	-------------	-------	--------

## Liabilities

### Fund Suspense - MacQuarie

1/08/2019	pasandi@armstrongadvisory.com.au	4/09/2017	PP to M & S Green	Accounted	1,300.00	Dr
1/08/2019	pasandi@armstrongadvisory.com.au	4/09/2017	Rebate of Adviser Comm	Accounted	6.42	Cr
1/08/2019	Evidence Match	4/09/2017	PP to M & S Green	Accounted	650.00	Cr
1/08/2019	Evidence Match	4/09/2017	Rebate of Adviser Comm	Accounted	6.42	Dr
1/08/2019	Evidence Match	4/09/2017	PP to M & S Green	Accounted	650.00	Cr
1/08/2019	Evidence Match	11/09/2017	PP to M & S Green	Accounted	650.00	Cr
1/08/2019	Evidence Match	11/09/2017	PP to M & S Green	Accounted	650.00	Cr
1/08/2019	pasandi@armstrongadvisory.com.au	11/09/2017	PP to M & S Green	Accounted	1,300.00	Dr
1/08/2019	Evidence Match	18/09/2017	PP to M & S Green	Accounted	650.00	Cr
1/08/2019	Evidence Match	18/09/2017	PP to M & S Green	Accounted	650.00	Cr
1/08/2019	pasandi@armstrongadvisory.com.au	18/09/2017	PP to M & S Green	Accounted	1,300.00	Dr
1/08/2019	Evidence Match	20/09/2017	Transact Funds tfr to M & S Green	Accounted	10,000.00	Cr
1/08/2019	pasandi@armstrongadvisory.com.au	20/09/2017	Transact Funds tfr to M & S Green	Accounted	10,000.00	Dr
1/08/2019	pasandi@armstrongadvisory.com.au	25/09/2017	PP to M & S Green	Accounted	1,300.00	Dr
1/08/2019	Evidence Match	25/09/2017	PP to M & S Green	Accounted	650.00	Cr
1/08/2019	pasandi@armstrongadvisory.com.au	25/09/2017	AMP	Accounted	20,000.00	Cr
1/08/2019	Evidence Match	25/09/2017	AMP	Accounted	20,000.00	Dr
1/08/2019	Evidence Match	25/09/2017	PP to M & S Green	Accounted	650.00	Cr
1/08/2019	pasandi@armstrongadvisory.com.au	28/09/2017	TLS Fnl Dividend	Accounted	400.36	Cr
1/08/2019	Evidence Match	28/09/2017	TLS Fnl Dividend	Accounted	400.36	Dr
1/08/2019	Evidence Match	29/09/2017	Interest	Accounted	28.86	Dr
1/08/2019	pasandi@armstrongadvisory.com.au	29/09/2017	Interest	Accounted	28.86	Cr
1/08/2019	Evidence Match	2/10/2017	PP to M & S Green	Accounted	650.00	Cr
1/08/2019	Evidence Match	2/10/2017	PP to M & S Green	Accounted	650.00	Cr
1/08/2019	pasandi@armstrongadvisory.com.au	2/10/2017	PP to M & S Green	Accounted	1,300.00	Dr
1/08/2019	Evidence Match	3/10/2017	Rebate of Adviser Comm	Accounted	5.14	Dr
1/08/2019	pasandi@armstrongadvisory.com.au	3/10/2017	Rebate of Adviser Comm	Accounted	5.14	Cr
1/08/2019	Evidence Match	6/10/2017	IVC Interim Dividend	Accounted	2.96	Dr
1/08/2019	Evidence Match	6/10/2017	WOW Dividend	Accounted	224.50	Dr
1/08/2019	pasandi@armstrongadvisory.com.au	6/10/2017	IVC Interim Dividend	Accounted	2.96	Cr
1/08/2019	pasandi@armstrongadvisory.com.au	6/10/2017	WOW Dividend	Accounted	224.50	Cr
1/08/2019	Evidence Match	9/10/2017	PP to M & S Green	Accounted	650.00	Cr
1/08/2019	Evidence Match	9/10/2017	PP to M & S Green	Accounted	650.00	Cr
1/08/2019	pasandi@armstrongadvisory.com.au	9/10/2017	PP to M & S Green	Accounted	1,300.00	Dr
1/08/2019	pasandi@armstrongadvisory.com.au	16/10/2017	CHDOF WHL A Dist	Accounted	652.00	Cr
1/08/2019	pasandi@armstrongadvisory.com.au	16/10/2017	PP to M & S Green	Accounted	1,300.00	Dr
2/08/2019	Evidence Match	16/10/2017	CHDOF WHL A Dist	Accounted	652.00	Dr
1/08/2019	Evidence Match	16/10/2017	PP to M & S Green	Accounted	650.00	Cr
1/08/2019	Evidence Match	16/10/2017	PP to M & S Green	Accounted	650.00	Cr

**GREEN SUPER FUND**  
**General Ledger Audit Trail**  
**For the period from 1 July 2017 to 30 June 2018**

Processed Date & User	Date	Description	State	Amount
-----------------------	------	-------------	-------	--------

## Liabilities

### Fund Suspense - MacQuarie

1/08/2019	Evidence Match	23/10/2017	PP to M & S Green	Accounted	650.00	Cr
1/08/2019	Evidence Match	23/10/2017	PP to M & S Green	Accounted	650.00	Cr
1/08/2019	pasandi@armstrongadvisory.com.au	23/10/2017	PP to M & S Green	Accounted	1,300.00	Dr
1/08/2019	Evidence Match	30/10/2017	PP to M & S Green	Accounted	650.00	Cr
1/08/2019	Evidence Match	30/10/2017	PP to M & S Green	Accounted	650.00	Cr
1/08/2019	pasandi@armstrongadvisory.com.au	30/10/2017	PP to M & S Green	Accounted	1,300.00	Dr
1/08/2019	Evidence Match	31/10/2017	Interest	Accounted	35.62	Dr
1/08/2019	pasandi@armstrongadvisory.com.au	31/10/2017	Interest	Accounted	35.62	Cr
1/08/2019	pasandi@armstrongadvisory.com.au	2/11/2017	Rebate of Adviser Comm	Accounted	6.35	Cr
1/08/2019	Evidence Match	2/11/2017	Rebate of Adviser Comm	Accounted	6.35	Dr
1/08/2019	pasandi@armstrongadvisory.com.au	6/11/2017	PP to M & S Green	Accounted	1,300.00	Dr
1/08/2019	Evidence Match	6/11/2017	PP to M & S Green	Accounted	650.00	Cr
1/08/2019	Evidence Match	6/11/2017	PP to M & S Green	Accounted	650.00	Cr
1/08/2019	Evidence Match	13/11/2017	PP to M & S Green	Accounted	650.00	Cr
1/08/2019	Evidence Match	13/11/2017	PP to M & S Green	Accounted	650.00	Cr
1/08/2019	pasandi@armstrongadvisory.com.au	13/11/2017	PP to M & S Green	Accounted	1,300.00	Dr
1/08/2019	Evidence Match	20/11/2017	PP to M & S Green	Accounted	650.00	Cr
1/08/2019	Evidence Match	20/11/2017	PP to M & S Green	Accounted	650.00	Cr
1/08/2019	pasandi@armstrongadvisory.com.au	20/11/2017	PP to M & S Green	Accounted	1,300.00	Dr
1/08/2019	Evidence Match	27/11/2017	PP to M & S Green	Accounted	650.00	Cr
1/08/2019	Evidence Match	27/11/2017	PP to M & S Green	Accounted	650.00	Cr
1/08/2019	pasandi@armstrongadvisory.com.au	27/11/2017	PP to M & S Green	Accounted	1,300.00	Dr
1/08/2019	Evidence Match	30/11/2017	Interest	Accounted	28.34	Dr
1/08/2019	pasandi@armstrongadvisory.com.au	30/11/2017	Interest	Accounted	28.34	Cr
1/08/2019	Evidence Match	4/12/2017	PP to M & S Green	Accounted	650.00	Cr
1/08/2019	pasandi@armstrongadvisory.com.au	4/12/2017	Rebate of Adviser Comm	Accounted	5.06	Cr
1/08/2019	pasandi@armstrongadvisory.com.au	4/12/2017	PP to M & S Green	Accounted	1,300.00	Dr
1/08/2019	Evidence Match	4/12/2017	Rebate of Adviser Comm	Accounted	5.06	Dr
1/08/2019	Evidence Match	4/12/2017	PP to M & S Green	Accounted	650.00	Cr
1/08/2019	Evidence Match	11/12/2017	PP to M & S Green	Accounted	650.00	Cr
1/08/2019	Evidence Match	11/12/2017	PP to M & S Green	Accounted	650.00	Cr
1/08/2019	pasandi@armstrongadvisory.com.au	11/12/2017	PP to M & S Green	Accounted	1,300.00	Dr
1/08/2019	Evidence Match	18/12/2017	PP to M & S Green	Accounted	650.00	Cr
1/08/2019	Evidence Match	18/12/2017	PP to M & S Green	Accounted	650.00	Cr
1/08/2019	pasandi@armstrongadvisory.com.au	18/12/2017	PP to M & S Green	Accounted	1,300.00	Dr
1/08/2019	Evidence Match	22/12/2017	PP to M & S Green	Accounted	650.00	Cr
1/08/2019	Evidence Match	22/12/2017	PP to M & S Green	Accounted	650.00	Cr
1/08/2019	pasandi@armstrongadvisory.com.au	22/12/2017	PP to M & S Green	Accounted	1,300.00	Dr
1/08/2019	pasandi@armstrongadvisory.com.au	29/12/2017	PP to M & S Green	Accounted	1,300.00	Dr

**GREEN SUPER FUND**  
**General Ledger Audit Trail**  
**For the period from 1 July 2017 to 30 June 2018**

Processed Date & User	Date	Description	State	Amount
-----------------------	------	-------------	-------	--------

## Liabilities

### Fund Suspense - MacQuarie

1/08/2019	pasandi@armstrongadvisory.com.au	29/12/2017	Interest	Accounted	22.33	Cr
1/08/2019	Evidence Match	29/12/2017	Interest	Accounted	22.33	Dr
1/08/2019	Evidence Match	29/12/2017	PP to M & S Green	Accounted	650.00	Cr
1/08/2019	Evidence Match	29/12/2017	PP to M & S Green	Accounted	650.00	Cr
1/08/2019	Evidence Match	3/01/2018	Rebate of Adviser Comm	Accounted	3.99	Dr
1/08/2019	pasandi@armstrongadvisory.com.au	3/01/2018	Rebate of Adviser Comm	Accounted	3.99	Cr
1/08/2019	Evidence Match	8/01/2018	PP to M & S Green	Accounted	650.00	Cr
1/08/2019	Evidence Match	8/01/2018	PP to M & S Green	Accounted	650.00	Cr
1/08/2019	pasandi@armstrongadvisory.com.au	8/01/2018	PP to M & S Green	Accounted	1,300.00	Dr
1/08/2019	Evidence Match	15/01/2018	CHDOF WHL A Dist	Accounted	702.00	Dr
1/08/2019	Evidence Match	15/01/2018	PP to M & S Green	Accounted	650.00	Cr
1/08/2019	Evidence Match	15/01/2018	PP to M & S Green	Accounted	650.00	Cr
1/08/2019	pasandi@armstrongadvisory.com.au	15/01/2018	PP to M & S Green	Accounted	1,300.00	Dr
1/08/2019	pasandi@armstrongadvisory.com.au	15/01/2018	CHDOF WHL A Dist	Accounted	702.00	Cr
1/08/2019	Evidence Match	22/01/2018	PP to M & S Green	Accounted	650.00	Cr
1/08/2019	Evidence Match	22/01/2018	PP to M & S Green	Accounted	650.00	Cr
1/08/2019	pasandi@armstrongadvisory.com.au	22/01/2018	PP to M & S Green	Accounted	1,300.00	Dr
1/08/2019	pasandi@armstrongadvisory.com.au	29/01/2018	PP to M & S Green	Accounted	1,300.00	Dr
1/08/2019	Evidence Match	29/01/2018	PP to M & S Green	Accounted	650.00	Cr
1/08/2019	Evidence Match	29/01/2018	PP to M & S Green	Accounted	650.00	Cr
1/08/2019	Evidence Match	31/01/2018	Interest	Accounted	9.61	Dr
1/08/2019	pasandi@armstrongadvisory.com.au	31/01/2018	Interest	Accounted	9.61	Cr
1/08/2019	Evidence Match	2/02/2018	Rebate of Adviser Comm	Accounted	2.90	Dr
1/08/2019	pasandi@armstrongadvisory.com.au	2/02/2018	Rebate of Adviser Comm	Accounted	2.90	Cr
1/08/2019	Evidence Match	5/02/2018	PP to M & S Green	Accounted	650.00	Cr
1/08/2019	Evidence Match	5/02/2018	PP to M & S Green	Accounted	650.00	Cr
1/08/2019	pasandi@armstrongadvisory.com.au	5/02/2018	PP to M & S Green	Accounted	1,300.00	Dr
1/08/2019	pasandi@armstrongadvisory.com.au	12/02/2018	PP to M & S Green	Accounted	1,300.00	Dr
1/08/2019	Evidence Match	12/02/2018	PP to M & S Green	Accounted	650.00	Cr
1/08/2019	Evidence Match	12/02/2018	PP to M & S Green	Accounted	650.00	Cr
1/08/2019	pasandi@armstrongadvisory.com.au	19/02/2018	PP to M & S Green	Accounted	1,300.00	Dr
1/08/2019	Evidence Match	19/02/2018	PP to M & S Green	Accounted	650.00	Cr
1/08/2019	Evidence Match	19/02/2018	PP to M & S Green	Accounted	650.00	Cr
1/08/2019	Evidence Match	26/02/2018	PP to M & S Green	Accounted	650.00	Cr
1/08/2019	Evidence Match	26/02/2018	PP to M & S Green	Accounted	650.00	Cr
1/08/2019	pasandi@armstrongadvisory.com.au	26/02/2018	PP to M & S Green	Accounted	1,300.00	Dr
1/08/2019	Evidence Match	28/02/2018	Interest	Accounted	3.55	Dr
1/08/2019	pasandi@armstrongadvisory.com.au	28/02/2018	Interest	Accounted	3.55	Cr
1/08/2019	Evidence Match	2/03/2018	Rebate of Adviser Comm	Accounted	1.64	Dr

**GREEN SUPER FUND**  
**General Ledger Audit Trail**  
**For the period from 1 July 2017 to 30 June 2018**

Processed Date & User	Date	Description	State	Amount
-----------------------	------	-------------	-------	--------

## Liabilities

### Fund Suspense - MacQuarie

1/08/2019	pasandi@armstrongadvisory.com.au	2/03/2018	Rebate of Adviser Comm	Accounted	1.64	Cr
1/08/2019	Evidence Match	5/03/2018	PP to M & S Green	Accounted	650.00	Cr
1/08/2019	Evidence Match	5/03/2018	PP to M & S Green	Accounted	650.00	Cr
1/08/2019	pasandi@armstrongadvisory.com.au	5/03/2018	PP to M & S Green	Accounted	1,300.00	Dr
1/08/2019	Evidence Match	12/03/2018	PP to M & S Green	Accounted	650.00	Cr
1/08/2019	pasandi@armstrongadvisory.com.au	12/03/2018	PP to M & S Green	Accounted	1,300.00	Dr
1/08/2019	Evidence Match	12/03/2018	PP to M & S Green	Accounted	650.00	Cr
1/08/2019	Evidence Match	19/03/2018	PP to M & S Green	Accounted	650.00	Cr
1/08/2019	Evidence Match	19/03/2018	PP to M & S Green	Accounted	650.00	Cr
1/08/2019	pasandi@armstrongadvisory.com.au	19/03/2018	PP to M & S Green	Accounted	1,300.00	Dr
1/08/2019	Evidence Match	26/03/2018	PP to M & S Green	Accounted	650.00	Cr
1/08/2019	Evidence Match	26/03/2018	PP to M & S Green	Accounted	650.00	Cr
1/08/2019	pasandi@armstrongadvisory.com.au	26/03/2018	PP to M & S Green	Accounted	1,300.00	Dr
1/08/2019	Evidence Match	29/03/2018	Interest	Accounted	0.12	Dr
1/08/2019	Evidence Match	29/03/2018	TLS Itm Dividend	Accounted	284.13	Dr
1/08/2019	pasandi@armstrongadvisory.com.au	29/03/2018	TLS Itm Dividend	Accounted	284.13	Cr
1/08/2019	pasandi@armstrongadvisory.com.au	29/03/2018	Interest	Accounted	0.12	Cr
1/08/2019	Evidence Match	4/04/2018	Rebate of Adviser Comm	Accounted	0.66	Dr
1/08/2019	pasandi@armstrongadvisory.com.au	4/04/2018	Rebate of Adviser Comm	Accounted	0.66	Cr
1/08/2019	pasandi@armstrongadvisory.com.au	6/04/2018	WOW Dividend	Accounted	193.07	Cr
1/08/2019	pasandi@armstrongadvisory.com.au	6/04/2018	IVC Fnl Dividend	Accounted	4.40	Cr
1/08/2019	Evidence Match	6/04/2018	WOW Dividend	Accounted	193.07	Dr
1/08/2019	Evidence Match	6/04/2018	IVC Fnl Dividend	Accounted	4.40	Dr
1/08/2019	Evidence Match	13/04/2018	AMP	Accounted	35,000.00	Dr
1/08/2019	pasandi@armstrongadvisory.com.au	13/04/2018	AMP	Accounted	35,000.00	Cr
1/08/2019	Evidence Match	16/04/2018	CHDOF WHL A Dist	Accounted	702.00	Dr
1/08/2019	Evidence Match	16/04/2018	PP to M & S Green	Accounted	650.00	Cr
1/08/2019	Evidence Match	16/04/2018	PP to M & S Green	Accounted	650.00	Cr
1/08/2019	pasandi@armstrongadvisory.com.au	16/04/2018	PP to M & S Green	Accounted	1,300.00	Dr
1/08/2019	pasandi@armstrongadvisory.com.au	16/04/2018	CHDOF WHL A Dist	Accounted	702.00	Cr
1/08/2019	Evidence Match	18/04/2018	Tax FY17	Accounted	1,100.00	Cr
1/08/2019	pasandi@armstrongadvisory.com.au	18/04/2018	Tax FY17	Accounted	1,100.00	Dr
1/08/2019	Evidence Match	19/04/2018	AMP	Accounted	15,000.00	Dr
1/08/2019	pasandi@armstrongadvisory.com.au	19/04/2018	AMP	Accounted	15,000.00	Cr
1/08/2019	pasandi@armstrongadvisory.com.au	23/04/2018	ATO	Accounted	9,178.70	Cr
1/08/2019	pasandi@armstrongadvisory.com.au	23/04/2018	PP to M & S Green	Accounted	1,300.00	Dr
1/08/2019	Evidence Match	23/04/2018	PP to M & S Green	Accounted	650.00	Cr
1/08/2019	Evidence Match	23/04/2018	PP to M & S Green	Accounted	650.00	Cr

**GREEN SUPER FUND**  
**General Ledger Audit Trail**  
**For the period from 1 July 2017 to 30 June 2018**

Processed Date & User	Date	Description	State	Amount
-----------------------	------	-------------	-------	--------

## Liabilities

### Fund Suspense - MacQuarie

1/08/2019	Evidence Match	23/04/2018	ATO	Accounted	9,178.70	Dr
1/08/2019	Evidence Match	30/04/2018	Interest	Accounted	27.75	Dr
1/08/2019	Evidence Match	30/04/2018	PP to M & S Green	Accounted	650.00	Cr
1/08/2019	Evidence Match	30/04/2018	PP to M & S Green	Accounted	650.00	Cr
1/08/2019	pasandi@armstrongadvisory.com.au	30/04/2018	PP to M & S Green	Accounted	1,300.00	Dr
1/08/2019	pasandi@armstrongadvisory.com.au	30/04/2018	Interest	Accounted	27.75	Cr
1/08/2019	Evidence Match	1/05/2018	PP to M & S Green	Accounted	12,500.00	Cr
1/08/2019	Evidence Match	1/05/2018	PP to M & S Green	Accounted	12,500.00	Cr
1/08/2019	pasandi@armstrongadvisory.com.au	1/05/2018	PP to M & S Green	Accounted	25,000.00	Dr
1/08/2019	Evidence Match	2/05/2018	Rebate of Adviser Comm	Accounted	6.04	Dr
1/08/2019	pasandi@armstrongadvisory.com.au	2/05/2018	Rebate of Adviser Comm	Accounted	6.04	Cr
1/08/2019	pasandi@armstrongadvisory.com.au	7/05/2018	PP to M & S Green	Accounted	1,300.00	Dr
1/08/2019	Evidence Match	7/05/2018	PP to M & S Green	Accounted	650.00	Cr
1/08/2019	Evidence Match	7/05/2018	PP to M & S Green	Accounted	650.00	Cr
1/08/2019	Evidence Match	14/05/2018	PP to M & S Green	Accounted	650.00	Cr
1/08/2019	Evidence Match	14/05/2018	PP to M & S Green	Accounted	650.00	Cr
1/08/2019	pasandi@armstrongadvisory.com.au	14/05/2018	PP to M & S Green	Accounted	1,300.00	Dr
1/08/2019	Evidence Match	21/05/2018	PP to M & S Green	Accounted	650.00	Cr
1/08/2019	Evidence Match	21/05/2018	PP to M & S Green	Accounted	650.00	Cr
1/08/2019	pasandi@armstrongadvisory.com.au	21/05/2018	PP to M & S Green	Accounted	1,300.00	Dr
1/08/2019	Evidence Match	28/05/2018	PP to M & S Green	Accounted	650.00	Cr
1/08/2019	Evidence Match	28/05/2018	PP to M & S Green	Accounted	650.00	Cr
1/08/2019	pasandi@armstrongadvisory.com.au	28/05/2018	PP to M & S Green	Accounted	1,300.00	Dr
1/08/2019	Evidence Match	31/05/2018	Interest	Accounted	26.10	Dr
1/08/2019	pasandi@armstrongadvisory.com.au	31/05/2018	Interest	Accounted	26.10	Cr
1/08/2019	pasandi@armstrongadvisory.com.au	4/06/2018	Rebate of Adviser Comm	Accounted	6.07	Cr
1/08/2019	pasandi@armstrongadvisory.com.au	4/06/2018	PP to M & S Green	Accounted	1,300.00	Dr
1/08/2019	Evidence Match	4/06/2018	PP to M & S Green	Accounted	650.00	Cr
1/08/2019	Evidence Match	4/06/2018	Rebate of Adviser Comm	Accounted	6.07	Dr
1/08/2019	Evidence Match	4/06/2018	PP to M & S Green	Accounted	650.00	Cr
1/08/2019	Evidence Match	11/06/2018	PP to M & S Green	Accounted	650.00	Cr
1/08/2019	Evidence Match	11/06/2018	PP to M & S Green	Accounted	650.00	Cr
1/08/2019	pasandi@armstrongadvisory.com.au	11/06/2018	PP to M & S Green	Accounted	1,300.00	Dr
1/08/2019	Evidence Match	18/06/2018	PP to M & S Green	Accounted	650.00	Cr
1/08/2019	Evidence Match	18/06/2018	PP to M & S Green	Accounted	650.00	Cr
1/08/2019	pasandi@armstrongadvisory.com.au	18/06/2018	PP to M & S Green	Accounted	1,300.00	Dr
1/08/2019	Evidence Match	25/06/2018	PP to M & S Green	Accounted	650.00	Cr
1/08/2019	Evidence Match	25/06/2018	PP to M & S Green	Accounted	650.00	Cr
1/08/2019	pasandi@armstrongadvisory.com.au	25/06/2018	PP to M & S Green	Accounted	1,300.00	Dr
1/08/2019	Evidence Match	29/06/2018	Interest	Accounted	19.29	Dr



**GREEN SUPER FUND**  
**General Ledger Audit Trail**  
**For the period from 1 July 2017 to 30 June 2018**

Processed Date & User	Date	Description	State	Amount
-----------------------	------	-------------	-------	--------

## Liabilities

### Fund Suspense - MacQuarie

1/08/2019	pasandi@armstrongadvisory.com.au	29/06/2018	Interest	Accounted	19.29	Cr
-----------	----------------------------------	------------	----------	-----------	-------	----

### Income Tax Suspense

1/08/2019	pasandi@armstrongadvisory.com.au	10/07/2017	ATO	Accounted	3,490.96	Dr
2/08/2019	Evidence Match	10/07/2017	ATO	Accounted	3,490.96	Cr
1/08/2019	pasandi@armstrongadvisory.com.au	23/04/2018	ATO	Accounted	9,178.70	Dr
1/08/2019	Evidence Match	23/04/2018	ATO	Accounted	9,178.70	Cr

### Member Payments - Pensions Paid - Mr Mervyn Green - MG\_ABP\_1

1/08/2019	Evidence Match	3/07/2017	Pension Drawdown - Paid	Accounted	650.00	Dr
1/08/2019	Transaction Rules	3/07/2017	Pension Drawdown - Net	Accounted	650.00	Cr
1/08/2019	Evidence Match	10/07/2017	Pension Drawdown - Paid	Accounted	650.00	Dr
1/08/2019	Transaction Rules	10/07/2017	Pension Drawdown - Net	Accounted	650.00	Cr
1/08/2019	Evidence Match	17/07/2017	Pension Drawdown - Paid	Accounted	650.00	Dr
1/08/2019	Transaction Rules	17/07/2017	Pension Drawdown - Net	Accounted	650.00	Cr
1/08/2019	Evidence Match	24/07/2017	Pension Drawdown - Paid	Accounted	650.00	Dr
1/08/2019	Transaction Rules	24/07/2017	Pension Drawdown - Net	Accounted	650.00	Cr
1/08/2019	Evidence Match	31/07/2017	Pension Drawdown - Paid	Accounted	650.00	Dr
1/08/2019	Transaction Rules	31/07/2017	Pension Drawdown - Net	Accounted	650.00	Cr
1/08/2019	Evidence Match	7/08/2017	Pension Drawdown - Paid	Accounted	650.00	Dr
1/08/2019	Transaction Rules	7/08/2017	Pension Drawdown - Net	Accounted	650.00	Cr
1/08/2019	Transaction Rules	14/08/2017	Pension Drawdown - Net	Accounted	650.00	Cr
1/08/2019	Evidence Match	14/08/2017	Pension Drawdown - Paid	Accounted	650.00	Dr
1/08/2019	Evidence Match	21/08/2017	Pension Drawdown - Paid	Accounted	650.00	Dr
1/08/2019	Transaction Rules	21/08/2017	Pension Drawdown - Net	Accounted	650.00	Cr
1/08/2019	Evidence Match	28/08/2017	Pension Drawdown - Paid	Accounted	650.00	Dr
1/08/2019	Transaction Rules	28/08/2017	Pension Drawdown - Net	Accounted	650.00	Cr
1/08/2019	Evidence Match	4/09/2017	Pension Drawdown - Paid	Accounted	650.00	Dr
1/08/2019	Transaction Rules	4/09/2017	Pension Drawdown - Net	Accounted	650.00	Cr
1/08/2019	Evidence Match	11/09/2017	Pension Drawdown - Paid	Accounted	650.00	Dr
1/08/2019	Transaction Rules	11/09/2017	Pension Drawdown - Net	Accounted	650.00	Cr
1/08/2019	Evidence Match	18/09/2017	Pension Drawdown - Paid	Accounted	650.00	Dr
1/08/2019	Transaction Rules	18/09/2017	Pension Drawdown - Net	Accounted	650.00	Cr
1/08/2019	pasandi@armstrongadvisory.com.au	20/09/2017	Pension Drawdown - Net	Accounted	5,000.00	Cr
1/08/2019	Evidence Match	20/09/2017	Pension Drawdown - Paid	Accounted	5,000.00	Dr
1/08/2019	Evidence Match	25/09/2017	Pension Drawdown - Paid	Accounted	650.00	Dr
1/08/2019	Transaction Rules	25/09/2017	Pension Drawdown - Net	Accounted	650.00	Cr
1/08/2019	Evidence Match	2/10/2017	Pension Drawdown - Paid	Accounted	650.00	Dr
1/08/2019	Transaction Rules	2/10/2017	Pension Drawdown - Net	Accounted	650.00	Cr
1/08/2019	Evidence Match	9/10/2017	Pension Drawdown - Paid	Accounted	650.00	Dr
1/08/2019	Transaction Rules	9/10/2017	Pension Drawdown - Net	Accounted	650.00	Cr
1/08/2019	Evidence Match	16/10/2017	Pension Drawdown - Paid	Accounted	650.00	Dr
1/08/2019	Transaction Rules	16/10/2017	Pension Drawdown - Net	Accounted	650.00	Cr
1/08/2019	Evidence Match	23/10/2017	Pension Drawdown - Paid	Accounted	650.00	Dr
1/08/2019	Transaction Rules	23/10/2017	Pension Drawdown - Net	Accounted	650.00	Cr
1/08/2019	Transaction Rules	30/10/2017	Pension Drawdown - Net	Accounted	650.00	Cr
1/08/2019	Evidence Match	30/10/2017	Pension Drawdown - Paid	Accounted	650.00	Dr

**GREEN SUPER FUND**  
**General Ledger Audit Trail**  
For the period from 1 July 2017 to 30 June 2018

Processed Date & User	Date	Description	State	Amount
-----------------------	------	-------------	-------	--------

## Liabilities

### Member Payments · Pensions Paid · Mr Mervyn Green · MG\_ABP\_1

1/08/2019	Evidence Match	6/11/2017	Pension Drawdown - Paid	Accounted	650.00	Dr
1/08/2019	Transaction Rules	6/11/2017	Pension Drawdown - Net	Accounted	650.00	Cr
1/08/2019	Evidence Match	13/11/2017	Pension Drawdown - Paid	Accounted	650.00	Dr
1/08/2019	Transaction Rules	13/11/2017	Pension Drawdown - Net	Accounted	650.00	Cr
1/08/2019	Evidence Match	20/11/2017	Pension Drawdown - Paid	Accounted	650.00	Dr
1/08/2019	Transaction Rules	20/11/2017	Pension Drawdown - Net	Accounted	650.00	Cr
1/08/2019	Evidence Match	27/11/2017	Pension Drawdown - Paid	Accounted	650.00	Dr
1/08/2019	Transaction Rules	27/11/2017	Pension Drawdown - Net	Accounted	650.00	Cr
1/08/2019	Evidence Match	4/12/2017	Pension Drawdown - Paid	Accounted	650.00	Dr
1/08/2019	Transaction Rules	4/12/2017	Pension Drawdown - Net	Accounted	650.00	Cr
1/08/2019	Evidence Match	11/12/2017	Pension Drawdown - Paid	Accounted	650.00	Dr
1/08/2019	Transaction Rules	11/12/2017	Pension Drawdown - Net	Accounted	650.00	Cr
1/08/2019	Transaction Rules	18/12/2017	Pension Drawdown - Net	Accounted	650.00	Cr
1/08/2019	Evidence Match	18/12/2017	Pension Drawdown - Paid	Accounted	650.00	Dr
1/08/2019	Evidence Match	22/12/2017	Pension Drawdown - Paid	Accounted	650.00	Dr
1/08/2019	Transaction Rules	22/12/2017	Pension Drawdown - Net	Accounted	650.00	Cr
1/08/2019	Evidence Match	29/12/2017	Pension Drawdown - Paid	Accounted	650.00	Dr
1/08/2019	Transaction Rules	29/12/2017	Pension Drawdown - Net	Accounted	650.00	Cr
1/08/2019	Evidence Match	8/01/2018	Pension Drawdown - Paid	Accounted	650.00	Dr
1/08/2019	Transaction Rules	8/01/2018	Pension Drawdown - Net	Accounted	650.00	Cr
1/08/2019	Evidence Match	15/01/2018	Pension Drawdown - Paid	Accounted	650.00	Dr
1/08/2019	Transaction Rules	15/01/2018	Pension Drawdown - Net	Accounted	650.00	Cr
1/08/2019	Evidence Match	22/01/2018	Pension Drawdown - Paid	Accounted	650.00	Dr
1/08/2019	Transaction Rules	22/01/2018	Pension Drawdown - Net	Accounted	650.00	Cr
1/08/2019	Transaction Rules	29/01/2018	Pension Drawdown - Net	Accounted	650.00	Cr
1/08/2019	Evidence Match	29/01/2018	Pension Drawdown - Paid	Accounted	650.00	Dr
1/08/2019	Evidence Match	5/02/2018	Pension Drawdown - Paid	Accounted	650.00	Dr
1/08/2019	Transaction Rules	5/02/2018	Pension Drawdown - Net	Accounted	650.00	Cr
1/08/2019	Evidence Match	12/02/2018	Pension Drawdown - Paid	Accounted	650.00	Dr
1/08/2019	Transaction Rules	12/02/2018	Pension Drawdown - Net	Accounted	650.00	Cr
1/08/2019	Evidence Match	19/02/2018	Pension Drawdown - Paid	Accounted	650.00	Dr
1/08/2019	Transaction Rules	19/02/2018	Pension Drawdown - Net	Accounted	650.00	Cr
1/08/2019	Evidence Match	26/02/2018	Pension Drawdown - Paid	Accounted	650.00	Dr
1/08/2019	Transaction Rules	26/02/2018	Pension Drawdown - Net	Accounted	650.00	Cr
1/08/2019	Evidence Match	5/03/2018	Pension Drawdown - Paid	Accounted	650.00	Dr
1/08/2019	Transaction Rules	5/03/2018	Pension Drawdown - Net	Accounted	650.00	Cr
1/08/2019	Transaction Rules	12/03/2018	Pension Drawdown - Net	Accounted	650.00	Cr
1/08/2019	Evidence Match	12/03/2018	Pension Drawdown - Paid	Accounted	650.00	Dr
1/08/2019	Transaction Rules	19/03/2018	Pension Drawdown - Net	Accounted	650.00	Cr
1/08/2019	Evidence Match	19/03/2018	Pension Drawdown - Paid	Accounted	650.00	Dr
1/08/2019	Evidence Match	26/03/2018	Pension Drawdown - Paid	Accounted	650.00	Dr
1/08/2019	Transaction Rules	26/03/2018	Pension Drawdown - Net	Accounted	650.00	Cr
1/08/2019	Evidence Match	16/04/2018	Pension Drawdown - Paid	Accounted	650.00	Dr
1/08/2019	Transaction Rules	16/04/2018	Pension Drawdown - Net	Accounted	650.00	Cr
1/08/2019	Evidence Match	23/04/2018	Pension Drawdown - Paid	Accounted	650.00	Dr
1/08/2019	Transaction Rules	23/04/2018	Pension Drawdown - Net	Accounted	650.00	Cr
1/08/2019	Evidence Match	30/04/2018	Pension Drawdown - Paid	Accounted	650.00	Dr
1/08/2019	Transaction Rules	30/04/2018	Pension Drawdown - Net	Accounted	650.00	Cr
1/08/2019	Evidence Match	1/05/2018	Pension Drawdown - Paid	Accounted	12,500.00	Dr

**GREEN SUPER FUND**  
**General Ledger Audit Trail**  
**For the period from 1 July 2017 to 30 June 2018**

Processed Date & User	Date	Description	State	Amount
-----------------------	------	-------------	-------	--------

## Liabilities

### Member Payments · Pensions Paid · Mr Mervyn Green · MG\_ABP\_1

1/08/2019	Transaction Rules	1/05/2018	Pension Drawdown - Net	Accounted	12,500.00	Cr
1/08/2019	Transaction Rules	7/05/2018	Pension Drawdown - Net	Accounted	650.00	Cr
1/08/2019	Evidence Match	7/05/2018	Pension Drawdown - Paid	Accounted	650.00	Dr
1/08/2019	Evidence Match	14/05/2018	Pension Drawdown - Paid	Accounted	650.00	Dr
1/08/2019	Transaction Rules	14/05/2018	Pension Drawdown - Net	Accounted	650.00	Cr
1/08/2019	Evidence Match	21/05/2018	Pension Drawdown - Paid	Accounted	650.00	Dr
1/08/2019	Transaction Rules	21/05/2018	Pension Drawdown - Net	Accounted	650.00	Cr
1/08/2019	Evidence Match	28/05/2018	Pension Drawdown - Paid	Accounted	650.00	Dr
1/08/2019	Transaction Rules	28/05/2018	Pension Drawdown - Net	Accounted	650.00	Cr
1/08/2019	Evidence Match	4/06/2018	Pension Drawdown - Paid	Accounted	650.00	Dr
1/08/2019	Transaction Rules	4/06/2018	Pension Drawdown - Net	Accounted	650.00	Cr
1/08/2019	Evidence Match	11/06/2018	Pension Drawdown - Paid	Accounted	650.00	Dr
1/08/2019	Transaction Rules	11/06/2018	Pension Drawdown - Net	Accounted	650.00	Cr
1/08/2019	Evidence Match	18/06/2018	Pension Drawdown - Paid	Accounted	650.00	Dr
1/08/2019	Transaction Rules	18/06/2018	Pension Drawdown - Net	Accounted	650.00	Cr
1/08/2019	Evidence Match	25/06/2018	Pension Drawdown - Paid	Accounted	650.00	Dr
1/08/2019	Transaction Rules	25/06/2018	Pension Drawdown - Net	Accounted	650.00	Cr

### Member Payments · Pensions Paid · Mrs Susan Green · SG\_ABP\_1

1/08/2019	Evidence Match	3/07/2017	Pension Drawdown - Paid	Accounted	650.00	Dr
1/08/2019	Transaction Rules	3/07/2017	Pension Drawdown - Net	Accounted	650.00	Cr
1/08/2019	Evidence Match	10/07/2017	Pension Drawdown - Paid	Accounted	650.00	Dr
1/08/2019	Transaction Rules	10/07/2017	Pension Drawdown - Net	Accounted	650.00	Cr
1/08/2019	Evidence Match	17/07/2017	Pension Drawdown - Paid	Accounted	650.00	Dr
1/08/2019	Transaction Rules	17/07/2017	Pension Drawdown - Net	Accounted	650.00	Cr
1/08/2019	Evidence Match	24/07/2017	Pension Drawdown - Paid	Accounted	650.00	Dr
1/08/2019	Transaction Rules	24/07/2017	Pension Drawdown - Net	Accounted	650.00	Cr
1/08/2019	Evidence Match	31/07/2017	Pension Drawdown - Paid	Accounted	650.00	Dr
1/08/2019	Transaction Rules	31/07/2017	Pension Drawdown - Net	Accounted	650.00	Cr
1/08/2019	Evidence Match	7/08/2017	Pension Drawdown - Paid	Accounted	650.00	Dr
1/08/2019	Transaction Rules	7/08/2017	Pension Drawdown - Net	Accounted	650.00	Cr
1/08/2019	Transaction Rules	14/08/2017	Pension Drawdown - Net	Accounted	650.00	Cr
1/08/2019	Evidence Match	14/08/2017	Pension Drawdown - Paid	Accounted	650.00	Dr
1/08/2019	Evidence Match	21/08/2017	Pension Drawdown - Paid	Accounted	650.00	Dr
1/08/2019	Transaction Rules	21/08/2017	Pension Drawdown - Net	Accounted	650.00	Cr
1/08/2019	Evidence Match	28/08/2017	Pension Drawdown - Paid	Accounted	650.00	Dr
1/08/2019	Transaction Rules	28/08/2017	Pension Drawdown - Net	Accounted	650.00	Cr
1/08/2019	Evidence Match	4/09/2017	Pension Drawdown - Paid	Accounted	650.00	Dr
1/08/2019	Transaction Rules	4/09/2017	Pension Drawdown - Net	Accounted	650.00	Cr
1/08/2019	Evidence Match	11/09/2017	Pension Drawdown - Paid	Accounted	650.00	Dr
1/08/2019	Transaction Rules	11/09/2017	Pension Drawdown - Net	Accounted	650.00	Cr
1/08/2019	Evidence Match	18/09/2017	Pension Drawdown - Paid	Accounted	650.00	Dr
1/08/2019	Transaction Rules	18/09/2017	Pension Drawdown - Net	Accounted	650.00	Cr
1/08/2019	pasandi@armstrongadvisory.com.au	20/09/2017	Pension Drawdown - Net	Accounted	5,000.00	Cr
1/08/2019	Evidence Match	20/09/2017	Pension Drawdown - Paid	Accounted	5,000.00	Dr
1/08/2019	Evidence Match	25/09/2017	Pension Drawdown - Paid	Accounted	650.00	Dr
1/08/2019	Transaction Rules	25/09/2017	Pension Drawdown - Net	Accounted	650.00	Cr
1/08/2019	Evidence Match	2/10/2017	Pension Drawdown - Paid	Accounted	650.00	Dr

**GREEN SUPER FUND**  
**General Ledger Audit Trail**  
**For the period from 1 July 2017 to 30 June 2018**

Processed Date & User	Date	Description	State	Amount
-----------------------	------	-------------	-------	--------

**Liabilities**

**Member Payments · Pensions Paid · Mrs Susan Green · SG\_ABP\_1**

1/08/2019	Transaction Rules	2/10/2017	Pension Drawdown - Net	Accounted	650.00	Cr
1/08/2019	Evidence Match	9/10/2017	Pension Drawdown - Paid	Accounted	650.00	Dr
1/08/2019	Transaction Rules	9/10/2017	Pension Drawdown - Net	Accounted	650.00	Cr
1/08/2019	Evidence Match	16/10/2017	Pension Drawdown - Paid	Accounted	650.00	Dr
1/08/2019	Transaction Rules	16/10/2017	Pension Drawdown - Net	Accounted	650.00	Cr
1/08/2019	Evidence Match	23/10/2017	Pension Drawdown - Paid	Accounted	650.00	Dr
1/08/2019	Transaction Rules	23/10/2017	Pension Drawdown - Net	Accounted	650.00	Cr
1/08/2019	Transaction Rules	30/10/2017	Pension Drawdown - Net	Accounted	650.00	Cr
1/08/2019	Evidence Match	30/10/2017	Pension Drawdown - Paid	Accounted	650.00	Dr
1/08/2019	Evidence Match	6/11/2017	Pension Drawdown - Paid	Accounted	650.00	Dr
1/08/2019	Transaction Rules	6/11/2017	Pension Drawdown - Net	Accounted	650.00	Cr
1/08/2019	Evidence Match	13/11/2017	Pension Drawdown - Paid	Accounted	650.00	Dr
1/08/2019	Transaction Rules	13/11/2017	Pension Drawdown - Net	Accounted	650.00	Cr
1/08/2019	Evidence Match	20/11/2017	Pension Drawdown - Paid	Accounted	650.00	Dr
1/08/2019	Transaction Rules	20/11/2017	Pension Drawdown - Net	Accounted	650.00	Cr
1/08/2019	Evidence Match	27/11/2017	Pension Drawdown - Paid	Accounted	650.00	Dr
1/08/2019	Transaction Rules	27/11/2017	Pension Drawdown - Net	Accounted	650.00	Cr
1/08/2019	Evidence Match	4/12/2017	Pension Drawdown - Paid	Accounted	650.00	Dr
1/08/2019	Transaction Rules	4/12/2017	Pension Drawdown - Net	Accounted	650.00	Cr
1/08/2019	Evidence Match	11/12/2017	Pension Drawdown - Paid	Accounted	650.00	Dr
1/08/2019	Transaction Rules	11/12/2017	Pension Drawdown - Net	Accounted	650.00	Cr
1/08/2019	Transaction Rules	18/12/2017	Pension Drawdown - Net	Accounted	650.00	Cr
1/08/2019	Evidence Match	18/12/2017	Pension Drawdown - Paid	Accounted	650.00	Dr
1/08/2019	Evidence Match	22/12/2017	Pension Drawdown - Paid	Accounted	650.00	Dr
1/08/2019	Transaction Rules	22/12/2017	Pension Drawdown - Net	Accounted	650.00	Cr
1/08/2019	Evidence Match	29/12/2017	Pension Drawdown - Paid	Accounted	650.00	Dr
1/08/2019	Transaction Rules	29/12/2017	Pension Drawdown - Net	Accounted	650.00	Cr
1/08/2019	Evidence Match	8/01/2018	Pension Drawdown - Paid	Accounted	650.00	Dr
1/08/2019	Transaction Rules	8/01/2018	Pension Drawdown - Net	Accounted	650.00	Cr
1/08/2019	Evidence Match	15/01/2018	Pension Drawdown - Paid	Accounted	650.00	Dr
1/08/2019	Transaction Rules	15/01/2018	Pension Drawdown - Net	Accounted	650.00	Cr
1/08/2019	Evidence Match	22/01/2018	Pension Drawdown - Paid	Accounted	650.00	Dr
1/08/2019	Transaction Rules	22/01/2018	Pension Drawdown - Net	Accounted	650.00	Cr
1/08/2019	Transaction Rules	29/01/2018	Pension Drawdown - Net	Accounted	650.00	Cr
1/08/2019	Evidence Match	29/01/2018	Pension Drawdown - Paid	Accounted	650.00	Dr
1/08/2019	Evidence Match	5/02/2018	Pension Drawdown - Paid	Accounted	650.00	Dr
1/08/2019	Transaction Rules	5/02/2018	Pension Drawdown - Net	Accounted	650.00	Cr
1/08/2019	Evidence Match	12/02/2018	Pension Drawdown - Paid	Accounted	650.00	Dr
1/08/2019	Transaction Rules	12/02/2018	Pension Drawdown - Net	Accounted	650.00	Cr
1/08/2019	Evidence Match	19/02/2018	Pension Drawdown - Paid	Accounted	650.00	Dr
1/08/2019	Transaction Rules	19/02/2018	Pension Drawdown - Net	Accounted	650.00	Cr
1/08/2019	Evidence Match	26/02/2018	Pension Drawdown - Paid	Accounted	650.00	Dr
1/08/2019	Transaction Rules	26/02/2018	Pension Drawdown - Net	Accounted	650.00	Cr
1/08/2019	Evidence Match	5/03/2018	Pension Drawdown - Paid	Accounted	650.00	Dr
1/08/2019	Transaction Rules	5/03/2018	Pension Drawdown - Net	Accounted	650.00	Cr
1/08/2019	Transaction Rules	12/03/2018	Pension Drawdown - Net	Accounted	650.00	Cr
1/08/2019	Evidence Match	12/03/2018	Pension Drawdown - Paid	Accounted	650.00	Dr
1/08/2019	Transaction Rules	19/03/2018	Pension Drawdown - Net	Accounted	650.00	Cr
1/08/2019	Evidence Match	19/03/2018	Pension Drawdown - Paid	Accounted	650.00	Dr

**GREEN SUPER FUND**  
**General Ledger Audit Trail**  
For the period from 1 July 2017 to 30 June 2018

Processed Date & User	Date	Description	State	Amount
-----------------------	------	-------------	-------	--------

## Liabilities

### Member Payments · Pensions Paid · Mrs Susan Green · SG\_ABP\_1

1/08/2019	Evidence Match	26/03/2018	Pension Drawdown - Paid	Accounted	650.00	Dr
1/08/2019	Transaction Rules	26/03/2018	Pension Drawdown - Net	Accounted	650.00	Cr
1/08/2019	Evidence Match	16/04/2018	Pension Drawdown - Paid	Accounted	650.00	Dr
1/08/2019	Transaction Rules	16/04/2018	Pension Drawdown - Net	Accounted	650.00	Cr
1/08/2019	Evidence Match	23/04/2018	Pension Drawdown - Paid	Accounted	650.00	Dr
1/08/2019	Transaction Rules	23/04/2018	Pension Drawdown - Net	Accounted	650.00	Cr
1/08/2019	Evidence Match	30/04/2018	Pension Drawdown - Paid	Accounted	650.00	Dr
1/08/2019	Transaction Rules	30/04/2018	Pension Drawdown - Net	Accounted	650.00	Cr
1/08/2019	Evidence Match	1/05/2018	Pension Drawdown - Paid	Accounted	12,500.00	Dr
1/08/2019	Transaction Rules	1/05/2018	Pension Drawdown - Net	Accounted	12,500.00	Cr
1/08/2019	Transaction Rules	7/05/2018	Pension Drawdown - Net	Accounted	650.00	Cr
1/08/2019	Evidence Match	7/05/2018	Pension Drawdown - Paid	Accounted	650.00	Dr
1/08/2019	Evidence Match	14/05/2018	Pension Drawdown - Paid	Accounted	650.00	Dr
1/08/2019	Transaction Rules	14/05/2018	Pension Drawdown - Net	Accounted	650.00	Cr
1/08/2019	Evidence Match	21/05/2018	Pension Drawdown - Paid	Accounted	650.00	Dr
1/08/2019	Transaction Rules	21/05/2018	Pension Drawdown - Net	Accounted	650.00	Cr
1/08/2019	Evidence Match	28/05/2018	Pension Drawdown - Paid	Accounted	650.00	Dr
1/08/2019	Transaction Rules	28/05/2018	Pension Drawdown - Net	Accounted	650.00	Cr
1/08/2019	Evidence Match	4/06/2018	Pension Drawdown - Paid	Accounted	650.00	Dr
1/08/2019	Transaction Rules	4/06/2018	Pension Drawdown - Net	Accounted	650.00	Cr
1/08/2019	Evidence Match	11/06/2018	Pension Drawdown - Paid	Accounted	650.00	Dr
1/08/2019	Transaction Rules	11/06/2018	Pension Drawdown - Net	Accounted	650.00	Cr
1/08/2019	Evidence Match	18/06/2018	Pension Drawdown - Paid	Accounted	650.00	Dr
1/08/2019	Transaction Rules	18/06/2018	Pension Drawdown - Net	Accounted	650.00	Cr
1/08/2019	Evidence Match	25/06/2018	Pension Drawdown - Paid	Accounted	650.00	Dr
1/08/2019	Transaction Rules	25/06/2018	Pension Drawdown - Net	Accounted	650.00	Cr

### Other Creditors and Accruals · Accountancy Fee

1/08/2019	Evidence Match	18/04/2018	Tax FY17	Accounted	1,100.00	Dr
1/08/2019	pasandi@armstrongadvisory.com.au	18/04/2018	Tax FY17	Accounted	1,100.00	Cr

### Other Creditors and Accruals · Adviser Fee

22/03/2018	Evidence Match	21/07/2017	Fund General Expense	Accounted	50.00	Dr
2/08/2019	Evidence Match	16/10/2017	Adviser Fee Charter Hall	Accounted	50.00	Dr
2/08/2019	pasandi@armstrongadvisory.com.au	16/10/2017	Adviser Fee Charter Hall	Accounted	50.00	Cr
2/08/2019	Evidence Match	30/06/2018	Fees & Expenses - Adviser fee + brokerage fees	Accounted	8,199.64	Dr
2/08/2019	pasandi@armstrongadvisory.com.au	30/06/2018	Fees & Expenses - Adviser fee + brokerage fees	Accounted	8,199.64	Cr

## Member Entitlements

### Member Entitlement Accounts · Mr Mervyn Green · MG\_ABP\_1

1/08/2019	Transaction Rules	3/07/2017	Pension Drawdown - Gross	Accounted	650.00	Dr
1/08/2019	Transaction Rules	10/07/2017	Pension Drawdown - Gross	Accounted	650.00	Dr
1/08/2019	Transaction Rules	17/07/2017	Pension Drawdown - Gross	Accounted	650.00	Dr
1/08/2019	Transaction Rules	24/07/2017	Pension Drawdown - Gross	Accounted	650.00	Dr
1/08/2019	Transaction Rules	31/07/2017	Pension Drawdown - Gross	Accounted	650.00	Dr
1/08/2019	Transaction Rules	7/08/2017	Pension Drawdown - Gross	Accounted	650.00	Dr
1/08/2019	Transaction Rules	14/08/2017	Pension Drawdown - Gross	Accounted	650.00	Dr

**GREEN SUPER FUND**  
**General Ledger Audit Trail**  
For the period from 1 July 2017 to 30 June 2018

Processed Date & User	Date	Description	State	Amount
-----------------------	------	-------------	-------	--------

## Member Entitlements

### Member Entitlement Accounts · Mr Mervyn Green · MG\_ABP\_1

1/08/2019	Transaction Rules	21/08/2017	Pension Drawdown - Gross	Accounted	650.00	Dr
1/08/2019	Transaction Rules	28/08/2017	Pension Drawdown - Gross	Accounted	650.00	Dr
1/08/2019	Transaction Rules	4/09/2017	Pension Drawdown - Gross	Accounted	650.00	Dr
1/08/2019	Transaction Rules	11/09/2017	Pension Drawdown - Gross	Accounted	650.00	Dr
1/08/2019	Transaction Rules	18/09/2017	Pension Drawdown - Gross	Accounted	650.00	Dr
1/08/2019	pasandi@armstrongadvisory.com.au	20/09/2017	Pension Drawdown - Gross	Accounted	5,000.00	Dr
1/08/2019	Transaction Rules	25/09/2017	Pension Drawdown - Gross	Accounted	650.00	Dr
1/08/2019	Transaction Rules	2/10/2017	Pension Drawdown - Gross	Accounted	650.00	Dr
1/08/2019	Transaction Rules	9/10/2017	Pension Drawdown - Gross	Accounted	650.00	Dr
1/08/2019	Transaction Rules	16/10/2017	Pension Drawdown - Gross	Accounted	650.00	Dr
1/08/2019	Transaction Rules	23/10/2017	Pension Drawdown - Gross	Accounted	650.00	Dr
1/08/2019	Transaction Rules	30/10/2017	Pension Drawdown - Gross	Accounted	650.00	Dr
1/08/2019	Transaction Rules	6/11/2017	Pension Drawdown - Gross	Accounted	650.00	Dr
1/08/2019	Transaction Rules	13/11/2017	Pension Drawdown - Gross	Accounted	650.00	Dr
1/08/2019	Transaction Rules	20/11/2017	Pension Drawdown - Gross	Accounted	650.00	Dr
1/08/2019	Transaction Rules	27/11/2017	Pension Drawdown - Gross	Accounted	650.00	Dr
1/08/2019	Transaction Rules	4/12/2017	Pension Drawdown - Gross	Accounted	650.00	Dr
1/08/2019	Transaction Rules	11/12/2017	Pension Drawdown - Gross	Accounted	650.00	Dr
1/08/2019	Transaction Rules	18/12/2017	Pension Drawdown - Gross	Accounted	650.00	Dr
1/08/2019	Transaction Rules	22/12/2017	Pension Drawdown - Gross	Accounted	650.00	Dr
1/08/2019	Transaction Rules	29/12/2017	Pension Drawdown - Gross	Accounted	650.00	Dr
1/08/2019	Transaction Rules	8/01/2018	Pension Drawdown - Gross	Accounted	650.00	Dr
1/08/2019	Transaction Rules	15/01/2018	Pension Drawdown - Gross	Accounted	650.00	Dr
1/08/2019	Transaction Rules	22/01/2018	Pension Drawdown - Gross	Accounted	650.00	Dr
1/08/2019	Transaction Rules	29/01/2018	Pension Drawdown - Gross	Accounted	650.00	Dr
1/08/2019	Transaction Rules	5/02/2018	Pension Drawdown - Gross	Accounted	650.00	Dr
1/08/2019	Transaction Rules	12/02/2018	Pension Drawdown - Gross	Accounted	650.00	Dr
1/08/2019	Transaction Rules	19/02/2018	Pension Drawdown - Gross	Accounted	650.00	Dr
1/08/2019	Transaction Rules	26/02/2018	Pension Drawdown - Gross	Accounted	650.00	Dr
1/08/2019	Transaction Rules	5/03/2018	Pension Drawdown - Gross	Accounted	650.00	Dr
1/08/2019	Transaction Rules	12/03/2018	Pension Drawdown - Gross	Accounted	650.00	Dr
1/08/2019	Transaction Rules	19/03/2018	Pension Drawdown - Gross	Accounted	650.00	Dr
1/08/2019	Transaction Rules	26/03/2018	Pension Drawdown - Gross	Accounted	650.00	Dr
1/08/2019	Transaction Rules	16/04/2018	Pension Drawdown - Gross	Accounted	650.00	Dr
1/08/2019	Transaction Rules	23/04/2018	Pension Drawdown - Gross	Accounted	650.00	Dr
1/08/2019	Transaction Rules	30/04/2018	Pension Drawdown - Gross	Accounted	650.00	Dr
1/08/2019	Transaction Rules	1/05/2018	Pension Drawdown - Gross	Accounted	12,500.00	Dr
1/08/2019	Transaction Rules	7/05/2018	Pension Drawdown - Gross	Accounted	650.00	Dr
1/08/2019	Transaction Rules	14/05/2018	Pension Drawdown - Gross	Accounted	650.00	Dr
1/08/2019	Transaction Rules	21/05/2018	Pension Drawdown - Gross	Accounted	650.00	Dr
1/08/2019	Transaction Rules	28/05/2018	Pension Drawdown - Gross	Accounted	650.00	Dr
1/08/2019	Transaction Rules	4/06/2018	Pension Drawdown - Gross	Accounted	650.00	Dr
1/08/2019	Transaction Rules	11/06/2018	Pension Drawdown - Gross	Accounted	650.00	Dr
1/08/2019	Transaction Rules	18/06/2018	Pension Drawdown - Gross	Accounted	650.00	Dr
1/08/2019	Transaction Rules	25/06/2018	Pension Drawdown - Gross	Accounted	650.00	Dr
26/08/2019	pasandi@armstrongadvisory.com.au	30/06/2018	Income Taxes Allocated	Accounted	418.77	Dr
26/08/2019	pasandi@armstrongadvisory.com.au	30/06/2018	Investment Profit or Loss	Accounted	68,023.33	Cr

**GREEN SUPER FUND**  
**General Ledger Audit Trail**  
**For the period from 1 July 2017 to 30 June 2018**

Processed Date & User	Date	Description	State	Amount
-----------------------	------	-------------	-------	--------

## Member Entitlements

### Member Entitlement Accounts · Mrs Susan Green · SG\_ABP\_1

1/08/2019	Transaction Rules	3/07/2017	Pension Drawdown - Gross	Accounted	650.00	Dr
1/08/2019	Transaction Rules	10/07/2017	Pension Drawdown - Gross	Accounted	650.00	Dr
1/08/2019	Transaction Rules	17/07/2017	Pension Drawdown - Gross	Accounted	650.00	Dr
1/08/2019	Transaction Rules	24/07/2017	Pension Drawdown - Gross	Accounted	650.00	Dr
1/08/2019	Transaction Rules	31/07/2017	Pension Drawdown - Gross	Accounted	650.00	Dr
1/08/2019	Transaction Rules	7/08/2017	Pension Drawdown - Gross	Accounted	650.00	Dr
1/08/2019	Transaction Rules	14/08/2017	Pension Drawdown - Gross	Accounted	650.00	Dr
1/08/2019	Transaction Rules	21/08/2017	Pension Drawdown - Gross	Accounted	650.00	Dr
1/08/2019	Transaction Rules	28/08/2017	Pension Drawdown - Gross	Accounted	650.00	Dr
1/08/2019	Transaction Rules	4/09/2017	Pension Drawdown - Gross	Accounted	650.00	Dr
1/08/2019	Transaction Rules	11/09/2017	Pension Drawdown - Gross	Accounted	650.00	Dr
1/08/2019	Transaction Rules	18/09/2017	Pension Drawdown - Gross	Accounted	650.00	Dr
1/08/2019	pasandi@armstrongadvisory.com.au	20/09/2017	Pension Drawdown - Gross	Accounted	5,000.00	Dr
1/08/2019	Transaction Rules	25/09/2017	Pension Drawdown - Gross	Accounted	650.00	Dr
1/08/2019	Transaction Rules	2/10/2017	Pension Drawdown - Gross	Accounted	650.00	Dr
1/08/2019	Transaction Rules	9/10/2017	Pension Drawdown - Gross	Accounted	650.00	Dr
1/08/2019	Transaction Rules	16/10/2017	Pension Drawdown - Gross	Accounted	650.00	Dr
1/08/2019	Transaction Rules	23/10/2017	Pension Drawdown - Gross	Accounted	650.00	Dr
1/08/2019	Transaction Rules	30/10/2017	Pension Drawdown - Gross	Accounted	650.00	Dr
1/08/2019	Transaction Rules	6/11/2017	Pension Drawdown - Gross	Accounted	650.00	Dr
1/08/2019	Transaction Rules	13/11/2017	Pension Drawdown - Gross	Accounted	650.00	Dr
1/08/2019	Transaction Rules	20/11/2017	Pension Drawdown - Gross	Accounted	650.00	Dr
1/08/2019	Transaction Rules	27/11/2017	Pension Drawdown - Gross	Accounted	650.00	Dr
1/08/2019	Transaction Rules	4/12/2017	Pension Drawdown - Gross	Accounted	650.00	Dr
1/08/2019	Transaction Rules	11/12/2017	Pension Drawdown - Gross	Accounted	650.00	Dr
1/08/2019	Transaction Rules	18/12/2017	Pension Drawdown - Gross	Accounted	650.00	Dr
1/08/2019	Transaction Rules	22/12/2017	Pension Drawdown - Gross	Accounted	650.00	Dr
1/08/2019	Transaction Rules	29/12/2017	Pension Drawdown - Gross	Accounted	650.00	Dr
1/08/2019	Transaction Rules	8/01/2018	Pension Drawdown - Gross	Accounted	650.00	Dr
1/08/2019	Transaction Rules	15/01/2018	Pension Drawdown - Gross	Accounted	650.00	Dr
1/08/2019	Transaction Rules	22/01/2018	Pension Drawdown - Gross	Accounted	650.00	Dr
1/08/2019	Transaction Rules	29/01/2018	Pension Drawdown - Gross	Accounted	650.00	Dr
1/08/2019	Transaction Rules	5/02/2018	Pension Drawdown - Gross	Accounted	650.00	Dr
1/08/2019	Transaction Rules	12/02/2018	Pension Drawdown - Gross	Accounted	650.00	Dr
1/08/2019	Transaction Rules	19/02/2018	Pension Drawdown - Gross	Accounted	650.00	Dr
1/08/2019	Transaction Rules	26/02/2018	Pension Drawdown - Gross	Accounted	650.00	Dr
1/08/2019	Transaction Rules	5/03/2018	Pension Drawdown - Gross	Accounted	650.00	Dr
1/08/2019	Transaction Rules	12/03/2018	Pension Drawdown - Gross	Accounted	650.00	Dr
1/08/2019	Transaction Rules	19/03/2018	Pension Drawdown - Gross	Accounted	650.00	Dr
1/08/2019	Transaction Rules	26/03/2018	Pension Drawdown - Gross	Accounted	650.00	Dr
1/08/2019	Transaction Rules	16/04/2018	Pension Drawdown - Gross	Accounted	650.00	Dr
1/08/2019	Transaction Rules	23/04/2018	Pension Drawdown - Gross	Accounted	650.00	Dr
1/08/2019	Transaction Rules	30/04/2018	Pension Drawdown - Gross	Accounted	650.00	Dr
1/08/2019	Transaction Rules	1/05/2018	Pension Drawdown - Gross	Accounted	12,500.00	Dr
1/08/2019	Transaction Rules	7/05/2018	Pension Drawdown - Gross	Accounted	650.00	Dr
1/08/2019	Transaction Rules	14/05/2018	Pension Drawdown - Gross	Accounted	650.00	Dr
1/08/2019	Transaction Rules	21/05/2018	Pension Drawdown - Gross	Accounted	650.00	Dr
1/08/2019	Transaction Rules	28/05/2018	Pension Drawdown - Gross	Accounted	650.00	Dr

**GREEN SUPER FUND**  
**General Ledger Audit Trail**  
**For the period from 1 July 2017 to 30 June 2018**

Processed Date & User	Date	Description	State	Amount
-----------------------	------	-------------	-------	--------

## Member Entitlements

### Member Entitlement Accounts · Mrs Susan Green · SG\_ABP\_1

1/08/2019	Transaction Rules	4/06/2018	Pension Drawdown - Gross	Accounted	650.00	Dr
1/08/2019	Transaction Rules	11/06/2018	Pension Drawdown - Gross	Accounted	650.00	Dr
1/08/2019	Transaction Rules	18/06/2018	Pension Drawdown - Gross	Accounted	650.00	Dr
1/08/2019	Transaction Rules	25/06/2018	Pension Drawdown - Gross	Accounted	650.00	Dr
26/08/2019	pasandi@armstrongadvisory.com.au	30/06/2018	Income Taxes Allocated	Accounted	413.91	Dr
26/08/2019	pasandi@armstrongadvisory.com.au	30/06/2018	Investment Profit or Loss	Accounted	67,233.30	Cr



**GREEN SUPER FUND**  
**Bank Account Movements**  
**For the period 1 July 2017 to 30 June 2018**

<b>Date</b>	<b>Description</b>	<b>Withdrawals</b>	<b>Deposits</b>	<b>Balance</b>
<b>Account: <u>MacQuarie (182-512 961516358)</u></b>				
1/07/2017	Opening Balance			32,919.20
03/07/2017	PP to M & S Green	1,300.00		31,619.20
04/07/2017	Rebate of Adviser Comm		7.27	31,626.47
10/07/2017	ATO		3,490.96	35,117.43
10/07/2017	PP to M & S Green	1,300.00		33,817.43
17/07/2017	PP to M & S Green	1,300.00		32,517.43
19/07/2017	Heathley Asset		2,092.50	34,609.93
21/07/2017	CHDOF WHL Dist		630.06	35,239.99
24/07/2017	PP to M & S Green	1,300.00		33,939.99
31/07/2017	Interest		39.68	33,979.67
31/07/2017	PP to M & S Green	1,300.00		32,679.67
02/08/2017	Rebate of Adviser Comm		7.08	32,686.75
07/08/2017	PP to M & S Green	1,300.00		31,386.75
14/08/2017	PP to M & S Green	1,300.00		30,086.75
21/08/2017	PP to M & S Green	1,300.00		28,786.75
28/08/2017	PP to M & S Green	1,300.00		27,486.75
31/08/2017	Interest		35.89	27,522.64
04/09/2017	Rebate of Adviser Comm		6.42	27,529.06
04/09/2017	PP to M & S Green	1,300.00		26,229.06
11/09/2017	PP to M & S Green	1,300.00		24,929.06
18/09/2017	PP to M & S Green	1,300.00		23,629.06
20/09/2017	Transact Funds tfr to M & S Green	10,000.00		13,629.06
25/09/2017	AMP		20,000.00	33,629.06
25/09/2017	PP to M & S Green	1,300.00		32,329.06
28/09/2017	TLS Fnl Dividend		400.36	32,729.42
29/09/2017	Interest		28.86	32,758.28
02/10/2017	PP to M & S Green	1,300.00		31,458.28
03/10/2017	Rebate of Adviser Comm		5.14	31,463.42
06/10/2017	IVC Interim Dividend		2.96	31,466.38
06/10/2017	WOW Dividend		224.50	31,690.88
09/10/2017	PP to M & S Green	1,300.00		30,390.88
16/10/2017	CHDOF WHL A Dist		652.00	31,042.88
16/10/2017	PP to M & S Green	1,300.00		29,742.88
23/10/2017	PP to M & S Green	1,300.00		28,442.88
30/10/2017	PP to M & S Green	1,300.00		27,142.88
31/10/2017	Interest		35.62	27,178.50
02/11/2017	Rebate of Adviser Comm		6.35	27,184.85
06/11/2017	PP to M & S Green	1,300.00		25,884.85
13/11/2017	PP to M & S Green	1,300.00		24,584.85
20/11/2017	PP to M & S Green	1,300.00		23,284.85
27/11/2017	PP to M & S Green	1,300.00		21,984.85
30/11/2017	Interest		28.34	22,013.19
04/12/2017	Rebate of Adviser Comm		5.06	22,018.25
04/12/2017	PP to M & S Green	1,300.00		20,718.25
11/12/2017	PP to M & S Green	1,300.00		19,418.25
18/12/2017	PP to M & S Green	1,300.00		18,118.25
22/12/2017	PP to M & S Green	1,300.00		16,818.25
29/12/2017	Interest		22.33	16,840.58
29/12/2017	PP to M & S Green	1,300.00		15,540.58
03/01/2018	Rebate of Adviser Comm		3.99	15,544.57
08/01/2018	PP to M & S Green	1,300.00		14,244.57
15/01/2018	CHDOF WHL A Dist		702.00	14,946.57
15/01/2018	PP to M & S Green	1,300.00		13,646.57
22/01/2018	PP to M & S Green	1,300.00		12,346.57
29/01/2018	PP to M & S Green	1,300.00		11,046.57
31/01/2018	Interest		9.61	11,056.18
02/02/2018	Rebate of Adviser Comm		2.90	11,059.08
05/02/2018	PP to M & S Green	1,300.00		9,759.08
12/02/2018	PP to M & S Green	1,300.00		8,459.08

**GREEN SUPER FUND**  
**Bank Account Movements**  
**For the period 1 July 2017 to 30 June 2018**

<b>Date</b>	<b>Description</b>	<b>Withdrawals</b>	<b>Deposits</b>	<b>Balance</b>
<b>Account: <u>MacQuarie (182-512 961516358)</u></b>				
19/02/2018	PP to M & S Green	1,300.00		7,159.08
26/02/2018	PP to M & S Green	1,300.00		5,859.08
28/02/2018	Interest		3.55	5,862.63
02/03/2018	Rebate of Adviser Comm		1.64	5,864.27
05/03/2018	PP to M & S Green	1,300.00		4,564.27
12/03/2018	PP to M & S Green	1,300.00		3,264.27
19/03/2018	PP to M & S Green	1,300.00		1,964.27
26/03/2018	PP to M & S Green	1,300.00		664.27
29/03/2018	Interest		0.12	664.39
29/03/2018	TLS Itm Dividend		284.13	948.52
04/04/2018	Rebate of Adviser Comm		0.66	949.18
06/04/2018	IVC Fnl Dividend		4.40	953.58
06/04/2018	WOW Dividend		193.07	1,146.65
13/04/2018	AMP		35,000.00	36,146.65
16/04/2018	CHDOF WHL A Dist		702.00	36,848.65
16/04/2018	PP to M & S Green	1,300.00		35,548.65
18/04/2018	Tax FY17	1,100.00		34,448.65
19/04/2018	AMP		15,000.00	49,448.65
23/04/2018	ATO		9,178.70	58,627.35
23/04/2018	PP to M & S Green	1,300.00		57,327.35
30/04/2018	Interest		27.75	57,355.10
30/04/2018	PP to M & S Green	1,300.00		56,055.10
01/05/2018	PP to M & S Green	25,000.00		31,055.10
02/05/2018	Rebate of Adviser Comm		6.04	31,061.14
07/05/2018	PP to M & S Green	1,300.00		29,761.14
14/05/2018	PP to M & S Green	1,300.00		28,461.14
21/05/2018	PP to M & S Green	1,300.00		27,161.14
28/05/2018	PP to M & S Green	1,300.00		25,861.14
31/05/2018	Interest		26.10	25,887.24
04/06/2018	Rebate of Adviser Comm		6.07	25,893.31
04/06/2018	PP to M & S Green	1,300.00		24,593.31
11/06/2018	PP to M & S Green	1,300.00		23,293.31
18/06/2018	PP to M & S Green	1,300.00		21,993.31
25/06/2018	PP to M & S Green	1,300.00		20,693.31
29/06/2018	Interest		19.29	20,712.60
30/06/2018	Closing Balance	<u>101,100.00</u>	<u>88,893.40</u>	<u>20,712.60</u>
	Transactions : 93			

**GREEN SUPER FUND**  
Investment Summary as at 30 June 2018

Investment	Units	Average Cost Price	Market Price	Accounting Cost	Market Value	Unrealised Accounting Gain/(Loss)	Accounting Gain/(Loss) (%)	Portfolio Weight (%)
<b><u>Bank</u></b>								
MacQuarie				20,712.60	20,712.60			1.36%
				<b>20,712.60</b>	<b>20,712.60</b>			<b>1.36%</b>
<b><u>Listed Securities Market</u></b>								
Australia And New Zealand Banking Group Limited (ASX:ANZ)	890.00000	24.5053	28.2400	21,809.68	25,133.60	3,323.92	15.24%	1.64%
Invocare Limited (ASX:IVC)	1,258.00000	13.0297	13.7400	16,391.42	17,284.92	893.50	5.45%	1.13%
Telstra Corporation Limited. (ASX:TLS)	2,583.00000	5.5600	2.6200	14,361.48	6,767.46	(7,594.02)	(52.88)%	0.44%
Woolworths Group Limited (ASX:WOW)	449.00000	20.8900	30.5200	9,379.61	13,703.48	4,323.87	46.10%	0.90%
				<b>61,942.19</b>	<b>62,889.46</b>	<b>947.27</b>	<b>1.53%</b>	<b>4.12%</b>
<b><u>Unlisted Market</u></b>								
Charter Hall Direct Office Fund Wholesale A Units	35,100.03510	1.1396	1.4132	40,000.00	49,603.37	9,603.37	24.01%	3.25%
Heathley Keystone Property Fund No 32	90,000.00000	1.0000	0.8526	90,000.00	76,734.00	(13,266.00)	(14.74)%	5.02%
Zurich Investments Equity Income Fund	106,409.53700	0.6163	0.6230	65,585.17	66,293.14	707.97	1.08%	4.34%
				<b>195,585.17</b>	<b>192,630.51</b>	<b>(2,954.66)</b>	<b>(1.51)%</b>	<b>12.61%</b>
<b><u>Wrap/Platform Market</u></b>								
North Investment Account		0.0000	0.0000	1,105,133.95	1,251,963.38	146,829.43	13.29%	81.92%
				<b>1,105,133.95</b>	<b>1,251,963.38</b>	<b>146,829.43</b>	<b>13.29%</b>	<b>81.92%</b>
				<b>1,383,373.91</b>	<b>1,528,195.95</b>	<b>144,822.04</b>	<b>10.47%</b>	<b>100.00%</b>

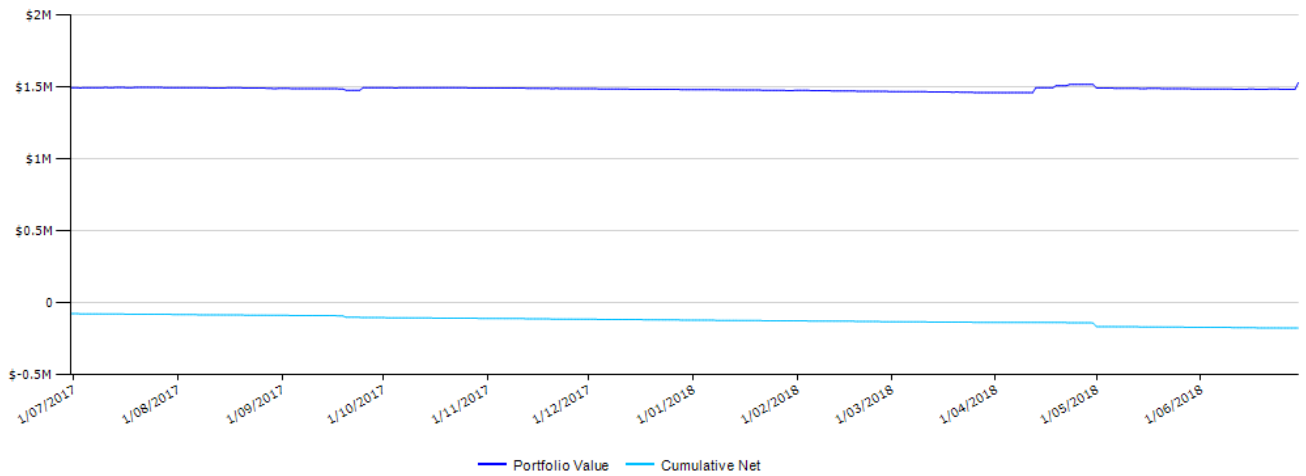
The accounting cost is the original cost base adjusted by any subsequent capital call/improvement or capital return transactions. In many cases, it is not the same as the adjusted or reduced cost base, or the reset cost base resulting from the CGT relief. To view the tax cost base and unrealised gain/(loss) for tax purposes refer to the Unrealised Capital Gains Report or change the report parameter to tax cost base.

**GREEN SUPER FUND**  
**Investment Movement and Returns Report**  
**For the period from 01 July 2017 to 30 June 2018**

**Movement in Value**

<b>Starting Market Value</b>	<b>1,492,346.44</b>
Net Withdrawal	(100,000.00)
Realised and Unrealised Gains/Losses	77,375.65
Investment Income (excluding credits)	56,542.23
Portfolio Income	1.96
Portfolio Expenses	(9,608.64)
Other*	11,538.31
<b>Ending Market Value</b>	<b>1,528,195.95</b>
Movement in Value	35,849.51

**Portfolio Value versus Cumulative Net Investment**



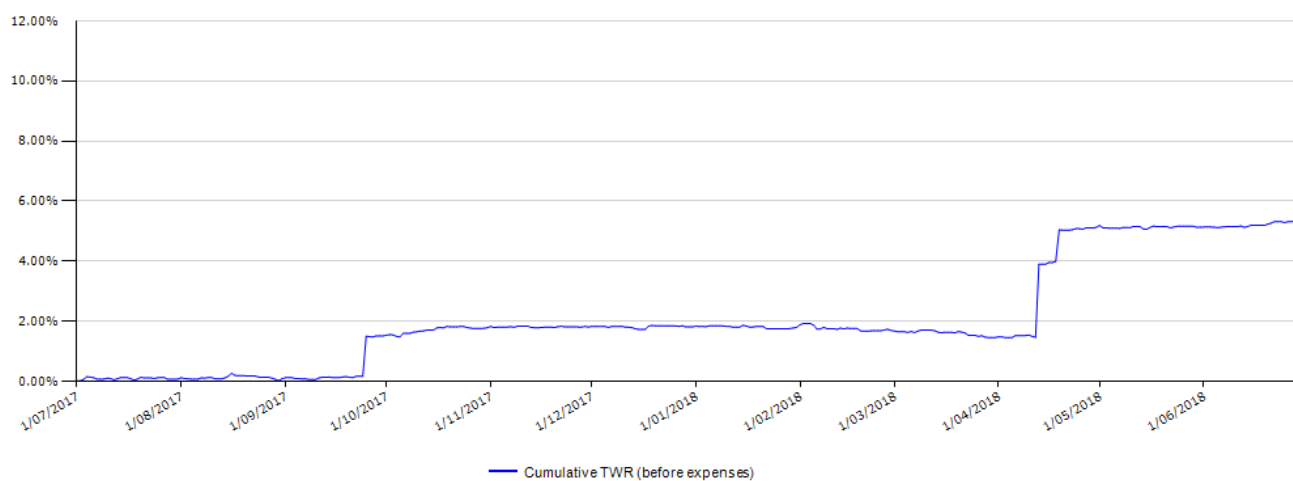
**GREEN SUPER FUND**  
**Investment Movement and Returns Report**  
**For the period from 01 July 2017 to 30 June 2018**

**Portfolio Return**

Realised and Unrealised Gains/Losses	77,375.65
Investment Income (excluding credits)	56,542.23
Credits	10,945.43
<b>Total dollar return before expenses</b>	<b>144,863.31</b>
Investment Expenses	(8,249.64)
<b>Total dollar return after expenses</b>	<b>136,613.67</b>

	1 year	3 years	Since 01/07/2016	Since 01/07/2017
Investment return before expenses (TWR)	10.14%	-	25.64%	10.14%

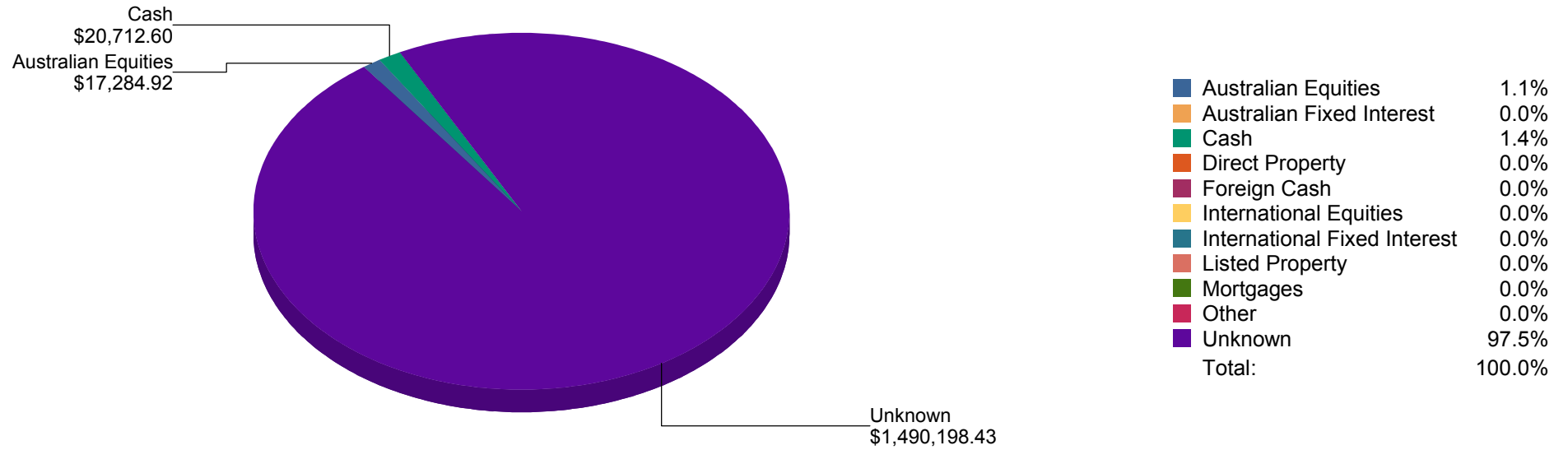
**Return Over Time**



# GREEN SUPER FUND

Investment Allocation as at 30 June 2018

## Current Asset Allocation



# GREEN SUPER FUND

## Investment Allocation as at 30 June 2018

	Australian Equities	Cash	Unknown	Total (\$)
Australia And New Zealand Banking Group Limited (ASX:ANZ)	0.00 0.00%	0.00 0.00%	25,133.60 100.00%	25,133.60 100.00%
Charter Hall Direct Office Fund Wholesale A Units	0.00 0.00%	0.00 0.00%	49,603.37 100.00%	49,603.37 100.00%
Heathley Keystone Property Fund No 32	0.00 0.00%	0.00 0.00%	76,734.00 100.00%	76,734.00 100.00%
Invocare Limited (ASX:IVC)	17,284.92 100.00%	0.00 0.00%	0.00 0.00%	17,284.92 100.00%
MacQuarie	0.00 0.00%	20,712.60 100.00%	0.00 0.00%	20,712.60 100.00%
North Investment Account	0.00 0.00%	0.00 0.00%	1,251,963.38 100.00%	1,251,963.38 100.00%
Telstra Corporation Limited. (ASX:TLS)	0.00 0.00%	0.00 0.00%	6,767.46 100.00%	6,767.46 100.00%
Woolworths Group Limited (ASX:WOW)	0.00 0.00%	0.00 0.00%	13,703.48 100.00%	13,703.48 100.00%
Zurich Investments Equity Income Fund	0.00 0.00%	0.00 0.00%	66,293.14 100.00%	66,293.14 100.00%
<b>Total</b>	<b>17,284.92</b> <b>1.13%</b>	<b>20,712.60</b> <b>1.36%</b>	<b>1,490,198.43</b> <b>97.51%</b>	<b>1,528,195.95</b> <b>100.00%</b>

**NOTE: Investment Totals include Unsettled Amounts.**

---

**GREEN SUPER FUND**  
**Foreign Cash Reconciliation Statement**  
**For the period 1 July 2017 to 30 June 2018**

---

Date	Description	Bank Statement Line Items					Matched Transaction(s)		
		Foreign Withdrawals	Foreign Deposits	Balance	AUD Withdrawals	AUD Deposits	Amount	Matched As	Account Name

---

Currency:

Bank Account:

Opening Balance

Closing Balance



**GREEN SUPER FUND**  
**Statement of Taxable Income**  
**For the Period from 1 July 2017 to 30 June 2018**

Description	Investment Reference	Date	Tax Return Ref.	Amount
			<b>Section B</b>	
<b>Income</b>				
<b>Net Capital Gain</b>				
Deferred Capital Gain Realised		30 Jun 2018	A	0.00
Less Capital Losses Applied		30 Jun 2018	A	0.00
Less Discount		30 Jun 2018	A	0.00
<b>Total Net Capital Gain</b>			<b>A</b>	<b>0.00</b>
<b>Total Gross Rent and Other Leasing &amp; Hiring Income</b>			<b>B</b>	<b>0.00</b>
<b>Gross Interest</b>				
ATO		10 Jul 2017	C	1.96
Interest	680: MacQuarie	31 Jul 2017	C	39.68
Interest	680: MacQuarie	31 Aug 2017	C	35.89
Interest	680: MacQuarie	29 Sep 2017	C	28.86
Interest	680: MacQuarie	31 Oct 2017	C	35.62
Interest	680: MacQuarie	30 Nov 2017	C	28.34
Interest	680: MacQuarie	29 Dec 2017	C	22.33
Interest	680: MacQuarie	31 Jan 2018	C	9.61
Interest	680: MacQuarie	28 Feb 2018	C	3.55
Interest	680: MacQuarie	29 Mar 2018	C	0.12
Interest	680: MacQuarie	30 Apr 2018	C	27.75
Interest	680: MacQuarie	31 May 2018	C	26.10
Interest	680: MacQuarie	29 Jun 2018	C	19.29
<i>Less Rounding</i>			C	(0.10)
<b>Total Gross Interest</b>			<b>C</b>	<b>279.00</b>
<b>Total Forestry Managed Investment Scheme Income</b>			<b>X</b>	<b>0.00</b>
<b>Net Foreign Income</b>				
Distribution - Tax Statement	784: North Investment Account	30 Jun 2018	D	7,332.93
Distribution - Tax Statement	Zurich Investments EIF: Zurich Investments Equity Income Fund	30 Jun 2018	D	0.56
Distribution - Tax Statement	Zurich Investments EIF: Zurich Investments Equity Income Fund	30 Jun 2018	D	2.77
Distribution - Tax Statement	Zurich Investments EIF: Zurich Investments Equity Income Fund	30 Jun 2018	D	2.76
Distribution - Tax Statement	Zurich Investments EIF: Zurich Investments Equity Income Fund	30 Jun 2018	D	2.70
Distribution - Tax Statement	Zurich Investments EIF: Zurich Investments Equity Income Fund	30 Jun 2018	D	2.79
Distribution - Tax Statement	Zurich Investments EIF: Zurich Investments Equity Income Fund	30 Jun 2018	D	2.78
Distribution - Tax Statement	Zurich Investments EIF: Zurich Investments Equity Income Fund	30 Jun 2018	D	2.79
Distribution - Tax Statement	Zurich Investments EIF: Zurich Investments Equity Income Fund	30 Jun 2018	D	2.76
Distribution - Tax Statement	Zurich Investments EIF: Zurich Investments Equity Income Fund	30 Jun 2018	D	2.75
Distribution - Tax Statement	Zurich Investments EIF: Zurich Investments Equity Income Fund	30 Jun 2018	D	2.69
Distribution - Tax Statement	Zurich Investments EIF: Zurich Investments Equity Income Fund	30 Jun 2018	D	2.70
Distribution - Tax Statement	Zurich Investments EIF: Zurich Investments Equity Income Fund	30 Jun 2018	D	2.69
<i>Less Rounding</i>			D	(0.67)
<b>Total Net Foreign Income</b>			<b>D</b>	<b>7,363.00</b>

**GREEN SUPER FUND**  
**Statement of Taxable Income**  
**For the Period from 1 July 2017 to 30 June 2018**

Description	Investment Reference	Date	Tax Return Ref.	Amount
<b>Total Australian Franking Credits from a New Zealand Company</b>			<b>E</b>	<b>0.00</b>
<b>Total Transfers from Foreign Funds</b>			<b>F</b>	<b>0.00</b>
<b>Total Gross Payments where ABN not quoted</b>			<b>H</b>	<b>0.00</b>
<b>Total Gross Distribution from Partnerships</b>			<b>I</b>	<b>0.00</b>
<b>Total Unfranked Dividend Amount</b>			<b>J</b>	<b>0.00</b>
<b>Franked Dividend Amount</b>				
ANZ 80C FRANKED @ 30%; DRP & BSP NIL DISC	ANZ: Australia And New Zealand Banking Group Limited	03 Jul 2017	K	674.40
ANZ 80C FRANKED @ 30%; DRP & BSP NIL DISC	ANZ: Australia And New Zealand Banking Group Limited	18 Dec 2017	K	692.80
IVC 18.5C FRANKED @ 30%; DRP NIL DISCOUNT	IVC: Invocare Limited	06 Oct 2017	K	225.52
IVC 27.5C FRANKED @ 30%; DRP NIL DISCOUNT	IVC: Invocare Limited	06 Apr 2018	K	339.08
TLS 15.5C FRANKED @ 30% D.R.P. SUSPENDED	TLS: Telstra Corporation Limited.	28 Sep 2017	K	400.36
TLS 11C FRANKED@30%; 3.5C SPECIAL; DRP	TLS: Telstra Corporation Limited.	29 Mar 2018	K	284.13
WOW 50C FRANKED @ 30%; DRP	WOW: Woolworths Group Limited	06 Oct 2017	K	224.50
WOW 43C FRANKED @ 30%; DRP	WOW: Woolworths Group Limited	06 Apr 2018	K	193.07
<i>Less Rounding</i>			K	(0.86)
<b>Total Franked Dividend Amount</b>			<b>K</b>	<b>3,033.00</b>
<b>Dividend Franking Credit</b>				
ANZ 80C FRANKED @ 30%; DRP & BSP NIL DISC	ANZ: Australia And New Zealand Banking Group Limited	03 Jul 2017	L	289.03
ANZ 80C FRANKED @ 30%; DRP & BSP NIL DISC	ANZ: Australia And New Zealand Banking Group Limited	18 Dec 2017	L	296.91
IVC 18.5C FRANKED @ 30%; DRP NIL DISCOUNT	IVC: Invocare Limited	06 Oct 2017	L	96.65
IVC 27.5C FRANKED @ 30%; DRP NIL DISCOUNT	IVC: Invocare Limited	06 Apr 2018	L	145.32
TLS 15.5C FRANKED @ 30% D.R.P. SUSPENDED	TLS: Telstra Corporation Limited.	28 Sep 2017	L	171.58
TLS 11C FRANKED@30%; 3.5C SPECIAL; DRP	TLS: Telstra Corporation Limited.	29 Mar 2018	L	121.77
WOW 50C FRANKED @ 30%; DRP	WOW: Woolworths Group Limited	06 Oct 2017	L	96.21
WOW 43C FRANKED @ 30%; DRP	WOW: Woolworths Group Limited	06 Apr 2018	L	82.74
<i>Less Rounding</i>			L	(0.21)
<b>Total Dividend Franking Credit</b>			<b>L</b>	<b>1,300.00</b>
<b>Gross Trust Distributions</b>				
Distribution - Tax Statement	784: North Investment Account	30 Jun 2018	M	(5,193.17)
Income received	784: North Investment Account	30 Jun 2018	M	43,424.79
CHDOF WHL A Dist	CHDOFWSA: Charter Hall Direct Office Fund Wholesale A Units	16 Oct 2017	M	702.00
CHDOF WHL A Dist	CHDOFWSA: Charter Hall Direct Office Fund Wholesale A Units	15 Jan 2018	M	702.00
CHDOF WHL A Dist	CHDOFWSA: Charter Hall Direct Office Fund Wholesale A Units	16 Apr 2018	M	702.00
Distribution - Tax Statement	CHDOFWSA: Charter Hall Direct Office Fund Wholesale A Units	30 Jun 2018	M	(403.97)
Distribution - Tax Statement	CHDOFWSA: Charter Hall Direct Office Fund Wholesale A Units	30 Jun 2018	M	(403.97)
Distribution - Tax Statement	CHDOFWSA: Charter Hall Direct Office Fund Wholesale A Units	30 Jun 2018	M	(403.97)
Distribution - Tax Statement	CHDOFWSA: Charter Hall Direct Office Fund Wholesale A Units	30 Jun 2018	M	(403.97)
Investment Income	CHDOFWSA: Charter Hall Direct Office Fund Wholesale A Units	30 Jun 2018	M	702.00
Distribution - Tax Statement	Heathley 32: Heathley Keystone Property Fund No 32	30 Jun 2018	M	(87.81)
Investment Income	Heathley 32: Heathley Keystone Property Fund No 32	30 Jun 2018	M	3,343.09

**GREEN SUPER FUND**  
**Statement of Taxable Income**  
**For the Period from 1 July 2017 to 30 June 2018**

Description	Investment Reference	Date	Tax Return Ref.	Amount
Investment Income	Zurich Investments EIF: Zurich Investments Equity Income Fund	01 Aug 2017	M	314.28
Investment Income	Zurich Investments EIF: Zurich Investments Equity Income Fund	01 Sep 2017	M	315.46
Investment Income	Zurich Investments EIF: Zurich Investments Equity Income Fund	01 Oct 2017	M	314.70
Investment Income	Zurich Investments EIF: Zurich Investments Equity Income Fund	01 Nov 2017	M	321.40
Investment Income	Zurich Investments EIF: Zurich Investments Equity Income Fund	01 Dec 2017	M	323.22
Investment Income	Zurich Investments EIF: Zurich Investments Equity Income Fund	01 Jan 2018	M	326.91
Investment Income	Zurich Investments EIF: Zurich Investments Equity Income Fund	01 Feb 2018	M	325.44
Investment Income	Zurich Investments EIF: Zurich Investments Equity Income Fund	01 Mar 2018	M	326.24
Investment Income	Zurich Investments EIF: Zurich Investments Equity Income Fund	01 Apr 2018	M	315.82
Investment Income	Zurich Investments EIF: Zurich Investments Equity Income Fund	01 May 2018	M	323.20
Investment Income	Zurich Investments EIF: Zurich Investments Equity Income Fund	01 Jun 2018	M	324.20
Distribution - Tax Statement	Zurich Investments EIF: Zurich Investments Equity Income Fund	30 Jun 2018	M	(13.98)
Distribution - Tax Statement	Zurich Investments EIF: Zurich Investments Equity Income Fund	30 Jun 2018	M	(68.83)
Distribution - Tax Statement	Zurich Investments EIF: Zurich Investments Equity Income Fund	30 Jun 2018	M	(68.62)
Distribution - Tax Statement	Zurich Investments EIF: Zurich Investments Equity Income Fund	30 Jun 2018	M	(67.06)
Distribution - Tax Statement	Zurich Investments EIF: Zurich Investments Equity Income Fund	30 Jun 2018	M	(69.27)
Distribution - Tax Statement	Zurich Investments EIF: Zurich Investments Equity Income Fund	30 Jun 2018	M	(69.10)
Distribution - Tax Statement	Zurich Investments EIF: Zurich Investments Equity Income Fund	30 Jun 2018	M	(69.40)
Distribution - Tax Statement	Zurich Investments EIF: Zurich Investments Equity Income Fund	30 Jun 2018	M	(68.62)
Distribution - Tax Statement	Zurich Investments EIF: Zurich Investments Equity Income Fund	30 Jun 2018	M	(68.24)
Distribution - Tax Statement	Zurich Investments EIF: Zurich Investments Equity Income Fund	30 Jun 2018	M	(66.82)
Distribution - Tax Statement	Zurich Investments EIF: Zurich Investments Equity Income Fund	30 Jun 2018	M	(66.98)
Distribution - Tax Statement	Zurich Investments EIF: Zurich Investments Equity Income Fund	30 Jun 2018	M	(66.74)
Investment Income	Zurich Investments EIF: Zurich Investments Equity Income Fund	30 Jun 2018	M	65.86
<i>Less Rounding</i>			M	(0.09)
<b>Total Gross Trust Distributions</b>			<b>M</b>	<b>45,512.00</b>
<b>Total Assessable Employer Contributions</b>			<b>R1</b>	<b>0.00</b>
<b>Total Assessable Personal Contributions</b>			<b>R2</b>	<b>0.00</b>
<b>Total No-TFN quoted contributions</b>			<b>R3</b>	<b>0.00</b>
<b>Total Transfer of Liability to life insurance company or PST</b>			<b>R6</b>	<b>0.00</b>
<b>Total Assessable Contributions</b>			<b>R</b>	<b>0.00</b>
<b>Other Income</b>				
Rebate of Adviser Comm	680: MacQuarie	04 Jul 2017	S	7.27
Rebate of Adviser Comm	680: MacQuarie	02 Aug 2017	S	7.08
Rebate of Adviser Comm	680: MacQuarie	04 Sep 2017	S	6.42
Rebate of Adviser Comm	680: MacQuarie	03 Oct 2017	S	5.14

**GREEN SUPER FUND**  
**Statement of Taxable Income**  
**For the Period from 1 July 2017 to 30 June 2018**

Description	Investment Reference	Date	Tax Return	
			Ref.	Amount
Rebate of Adviser Comm	680: MacQuarie	02 Nov 2017	S	6.35
Rebate of Adviser Comm	680: MacQuarie	04 Dec 2017	S	5.06
Rebate of Adviser Comm	680: MacQuarie	03 Jan 2018	S	3.99
Rebate of Adviser Comm	680: MacQuarie	02 Feb 2018	S	2.90
Rebate of Adviser Comm	680: MacQuarie	02 Mar 2018	S	1.64
Rebate of Adviser Comm	680: MacQuarie	04 Apr 2018	S	0.66
Rebate of Adviser Comm	680: MacQuarie	02 May 2018	S	6.04
Rebate of Adviser Comm	680: MacQuarie	04 Jun 2018	S	6.07
<i>Less Rounding</i>			S	(0.62)
<b>Total Other Income</b>			<b>S</b>	<b>58.00</b>
<b>Total Assessable Income Due to Changed Tax Status of Fund</b>			<b>T</b>	<b>0.00</b>
<b>Total Net Non-arm's Length Income</b>			<b>U</b>	<b>0.00</b>
<b>Exempt Current Pension Income</b>				
Exempt Current Pension Income	Dividend Franking Credit	30 Jun 2018	Y	(1,300.00)
Exempt Current Pension Income	Franked Dividend Amount	30 Jun 2018	Y	(3,033.00)
Exempt Current Pension Income	Gross Interest	30 Jun 2018	Y	(279.00)
Exempt Current Pension Income	Gross Trust Distributions	30 Jun 2018	Y	(45,512.00)
Exempt Current Pension Income	Net Foreign Income	30 Jun 2018	Y	(7,363.00)
Exempt Current Pension Income	Other Income	30 Jun 2018	Y	(58.00)
<b>Total Exempt Current Pension Income</b>			<b>Y</b>	<b>(57,545.00)</b>
<b>Total Assessable Income</b>				<b>0.00</b>
<b><u>Deductions</u></b>			<b><u>Section C</u></b>	
<b>Total Interest Expenses within Australia</b>			<b>A</b>	<b>0.00</b>
<b>Total Interest Expenses Overseas</b>			<b>B</b>	<b>0.00</b>
<b>Total Capital Works Deductions</b>			<b>D</b>	<b>0.00</b>
<b>Total Deduction for Decline in Value of Depreciating Assets</b>			<b>E</b>	<b>0.00</b>
<b>Total Death or Disability Premiums</b>			<b>F</b>	<b>0.00</b>
<b>Total Death Benefit Increase</b>			<b>G</b>	<b>0.00</b>
<b>Total Approved Auditor Fee</b>			<b>H</b>	<b>0.00</b>
<b>Total Investment Expenses</b>			<b>I</b>	<b>0.00</b>
<b>Management and Administration Expenses</b>				
Adviser Fee Charter Hall		16 Oct 2017	J	50.00
Tax FY17		18 Apr 2018	J	1,100.00
Fees & Expenses - Adviser fee + brokerage fees		30 Jun 2018	J	8,199.64
Less Current Pension Deductions		30 Jun 2018	J	(9,349.64)
<b>Total Management and Administration Expenses</b>			<b>J</b>	<b>0.00</b>
<b>Total Forestry Managed Investment Scheme Deduction</b>			<b>U</b>	<b>0.00</b>
<b>Other Deductions</b>				
ATO		23 Apr 2018	L	259.00
Less Current Pension Deductions		30 Jun 2018	L	(259.00)

**GREEN SUPER FUND**  
**Statement of Taxable Income**  
**For the Period from 1 July 2017 to 30 June 2018**

Description	Investment Reference	Date	Tax Return Ref.	Amount
<b>Total Other Deductions</b>			<b>L</b>	<b>0.00</b>
<b>Tax Losses Deducted</b>				
Tax Losses Brought Forward		30 Jun 2018	M	0.00
Less Net Exempt Income		30 Jun 2018	M	0.00
<b>Total Tax Losses Deducted</b>			<b>M</b>	<b>0.00</b>
<b>Total Deductions</b>			<b></b>	<b>0.00</b>
<b>Taxable Income or Loss</b>		(V - N)	<b>O</b>	<b>0.00</b>

**Income Tax Calculation Statement**

**Section D**

**Gross Tax**

Gross Tax @ 15% for Concessional Income		30 Jun 2018	T1	0.00
Gross Tax @ 45% for Net Non-Arm's Length Income		30 Jun 2018	T1	0.00
No-TFN Quoted Contributions @ 32%		30 Jun 2018	J	0.00
<b>Total Gross Tax</b>			<b></b>	<b>0.00</b>

**Credit: Foreign Tax Income Offset**

Distribution - Tax Statement	784: North Investment Account	30 Jun 2018	C1	832.68
Excessive Foreign Tax Credit Written Off		30 Jun 2018	C1	(832.68)

**Total Credit: Foreign Tax Income Offset**

**C1** **0.00**

**Total Credit: Rebates and Tax Offset**

**C2** **0.00**

**Rebates and Offsets**

**C** **0.00**

**SUBTOTAL**

**0.00**

**Credit: Refundable Franking Credits**

Distribution - Tax Statement	784: North Investment Account	30 Jun 2018	E1	7,547.12
ANZ 80C FRANKED @ 30%; DRP & BSP NIL DISC	ANZ: Australia And New Zealand Banking Group Limited	03 Jul 2017	E1	289.03
ANZ 80C FRANKED @ 30%; DRP & BSP NIL DISC	ANZ: Australia And New Zealand Banking Group Limited	18 Dec 2017	E1	296.91
IVC 18.5C FRANKED @ 30%; DRP NIL DISCOUNT	IVC: Invocare Limited	06 Oct 2017	E1	96.65
IVC 27.5C FRANKED @ 30%; DRP NIL DISCOUNT	IVC: Invocare Limited	06 Apr 2018	E1	145.32
TLS 15.5C FRANKED @ 30% D.R.P. SUSPENDED	TLS: Telstra Corporation Limited.	28 Sep 2017	E1	171.58
TLS 11C FRANKED@30%; 3.5C SPECIAL; DRP	TLS: Telstra Corporation Limited.	29 Mar 2018	E1	121.77
WOW 50C FRANKED @ 30%; DRP	WOW: Woolworths Group Limited	06 Oct 2017	E1	96.21
WOW 43C FRANKED @ 30%; DRP	WOW: Woolworths Group Limited	06 Apr 2018	E1	82.74
Distribution - Tax Statement	Zurich Investments EIF: Zurich Investments Equity Income Fund	30 Jun 2018	E1	23.17
Distribution - Tax Statement	Zurich Investments EIF: Zurich Investments Equity Income Fund	30 Jun 2018	E1	114.06
Distribution - Tax Statement	Zurich Investments EIF: Zurich Investments Equity Income Fund	30 Jun 2018	E1	113.71
Distribution - Tax Statement	Zurich Investments EIF: Zurich Investments Equity Income Fund	30 Jun 2018	E1	111.11
Distribution - Tax Statement	Zurich Investments EIF: Zurich Investments Equity Income Fund	30 Jun 2018	E1	114.78
Distribution - Tax Statement	Zurich Investments EIF: Zurich Investments Equity Income Fund	30 Jun 2018	E1	114.50
Distribution - Tax Statement	Zurich Investments EIF: Zurich Investments Equity Income Fund	30 Jun 2018	E1	115.02

**GREEN SUPER FUND**  
**Statement of Taxable Income**  
**For the Period from 1 July 2017 to 30 June 2018**

Description	Investment Reference	Date	Tax Return	
			Ref.	Amount
Distribution - Tax Statement	Zurich Investments EIF: Zurich Investments Equity Income Fund	30 Jun 2018	E1	113.72
Distribution - Tax Statement	Zurich Investments EIF: Zurich Investments Equity Income Fund	30 Jun 2018	E1	113.08
Distribution - Tax Statement	Zurich Investments EIF: Zurich Investments Equity Income Fund	30 Jun 2018	E1	110.72
Distribution - Tax Statement	Zurich Investments EIF: Zurich Investments Equity Income Fund	30 Jun 2018	E1	110.99
Distribution - Tax Statement	Zurich Investments EIF: Zurich Investments Equity Income Fund	30 Jun 2018	E1	110.56
<b>Total Credit: Refundable Franking Credits</b>			<b>E1</b>	<b>10,112.75</b>
<b>Total Credit: No-TFN Tax Offset</b>			<b>E2</b>	<b>0.00</b>
<b>Total Credit: Refundable National Rental Affordability Scheme Tax Offset</b>			<b>E3</b>	<b>0.00</b>
<b>Total Credit: Interest on Early Payments</b>			<b>H1</b>	<b>0.00</b>
<b>Total Credit: Foreign Resident Withholding</b>			<b>H2</b>	<b>0.00</b>
<b>Total Credit: ABN/TFN Not Quoted (Non-Individual)</b>			<b>H3</b>	<b>0.00</b>
<b>Total Credit: Interest on No-TFN Tax Offset</b>			<b>H6</b>	<b>0.00</b>
<b>Total Eligible Credits</b>				<b>0.00</b>
<b>Net Tax Payable</b>				<b>(10,112.75)</b>
<b>Total PAYG Instalments Raised</b>			<b>K</b>	<b>0.00</b>
<b>Total Supervisory Levy</b>			<b>L</b>	<b>259.00</b>
<b>Total Supervisory Levy Adjustment for Wound Up Funds</b>			<b>M</b>	<b>0.00</b>
<b>Total Supervisory Levy Adjustment for New Funds</b>			<b>N</b>	<b>0.00</b>
<b>Total Amount Due / (Refundable)</b>				<b>(9,853.75)</b>

---

**GREEN SUPER FUND**  
**Foreign Income and Expenses Worksheet**  
**For the period 1 July 2017 to 30 June 2018**

---

Date	Description	Code	Market	Foreign Amount			Xrate	RBA Rate	Variance	AUD Amount		
				Gross	WHT	Net				Gross	WHT	Net

---

Currency:

---

## GREEN SUPER FUND

### Tax Accounting Reconciliation

For the period 1 July 2017 to 30 June 2018

---

<b>Operating Statement Profit vs. Provision for Income Tax</b>		<b>2018</b>
		<b>\$</b>
<b>Benefits Accrued as a Result of Operations before Income Tax</b>		<b>35,256.63</b>
<b><u>ADD:</u></b>		
Pension Non-deductible Expenses		9,608.64
Pensions Paid		100,000.00
<b><u>LESS:</u></b>		
Increase in Market Value		77,375.65
Pension Exempt Income		57,545.00
Distributed Capital Gains		1,990.96
Non-Taxable Income		7,951.11
Rounding		2.55
<b>Taxable Income or Loss</b>		<b>0.00</b>
		<hr/> <hr/>
	<b>Income Amount</b>	<b>Tax Amount</b>
Gross Tax @ 15% for Concessional Income	0.00	0.00
Gross Tax @ 45% for Net Non-Arm's Length Income	0.00	0.00
No-TFN Quoted Contributions @ 32%	0.00	0.00
Change in Carried Forward Losses	0.00	0.00
<b>Provision for Income Tax</b>		<b>0.00</b>
		<hr/> <hr/>

### Provision for Income Tax vs. Income Tax Expense

---

<b>Provision for Income Tax</b>	<b>0.00</b>
<b><u>ADD:</u></b>	
Excessive Foreign Tax Credit Writeoff	832.68
<b>Income Tax Expense</b>	<b>832.68</b>
	<hr/> <hr/>

### Provision for Income Tax vs. Income Tax Payable

---

<b>Provision for Income Tax</b>	<b>0.00</b>
<b><u>ADD:</u></b>	
Excessive Foreign Tax Credit Writeoff	832.68
<b><u>LESS:</u></b>	
Franking Credits	10,112.75
Foreign Tax Credits	832.68
<b>Income Tax Payable (Receivable)</b>	<b>(10,112.75)</b>
	<hr/> <hr/>

### Exempt Current Pension Income Settings

---

Pension Exempt % (Actuarial)	100.0000%
Pension Exempt % (Expenses)	100.0000%
Assets Segregated For Pensions	No