

WORK PAPER INDEX

Client: RM Resources Superannuation Fund

Period: 30th June 2022

C - CLIENT INFORMATION

N - NOTES ON JOB

F - FINANCIAL REPORT

T - TAX RETURN

W - WORKING PAPER

S - SOURCE DOCUMENTS

P - PRIOR YEAR

C - CLIENT INFORMATION

N - NOTES ON JOB

F - FINANCIAL REPORT

Financial statements and reports
for the year ended 30 June 2022

RM Resources Superannuation Fund

Operating Statement

Statement of Financial Position

Notes to the Financial Statements

Trustees Declaration

Statement of Taxable Income

Members Statement

Investment Summary

Market Movement

CGT Register

Investment Income

Realised Capital Gains

Unrealised Capital Gains

Trustee Minute / Resolution

Trial Balance

Operating Statement

For the year ended 30 June 2022

	Note	2022 \$	2021 \$
Income			
Investment Income			
Trust Distributions	8	25	54
Dividends Received	7	1,449	2,766
Interest Received		24	3
Property Income	9	5,720	12,980
Investment Gains			
Changes in Market Values	10	22,922	35,594
Contribution Income			
Employer Contributions		1,057	2,492
Other Income			
Total Income		31,197	53,889
Expenses			
Accountancy Fees		2,791	462
ATO Supervisory Levy		518	0
Auditor's Remuneration		608	0
ASIC Fees		332	328
Bank Charges		120	120
Depreciation		238	623
Property Expenses - Council Rates		0	1,422
Property Expenses - Repairs Maintenance		0	492
Property Expenses - Strata Levy Fees		475	2,375
Property Expenses - Water Rates		1,140	939
		6,221	6,761
Member Payments			
Pensions Paid		103,427	0
Total Expenses		109,649	6,761
Benefits accrued as a result of operations before income tax		(78,451)	47,129
Income Tax Expense		41	681
Benefits accrued as a result of operations		(78,492)	46,448

The accompanying notes form part of these financial statements.

Refer to compilation report

RM Resources Superannuation Fund
Statement of Financial Position



As at 30 June 2022

	Note	2022 \$	2021 \$
Assets			
Investments			
Fixtures and Fittings (at written down value) - Unitised	2	0	3,211
Real Estate Properties (Australian - Residential)	3	0	300,000
Shares in Listed Companies (Australian)	4	7,990	90,394
Units in Listed Unit Trusts (Australian)	5	3,261	4,103
Total Investments		<u>11,251</u>	<u>397,708</u>
Other Assets			
Sundry Debtors		0	3,383
ANZ Business Advantage Account 3794-25264		12	2,285
ANZ Business Online Saver 3794-25758		312,058	3,152
Reinvestment Residual Account		0	11
CBA Direct Investment Acc		3,353	721
Distributions Receivable		14	9
Bond		0	1,000
ASIC Account		0	19
Income Tax Refundable		3,103	0
Total Other Assets		<u>318,540</u>	<u>10,580</u>
Total Assets		<u>329,791</u>	<u>408,288</u>
Less:			
Liabilities			
Income Tax Payable		0	369
PAYG Payable		786	420
Total Liabilities		<u>786</u>	<u>789</u>
Net assets available to pay benefits		<u>329,005</u>	<u>407,499</u>
Represented by:			
Liability for accrued benefits allocated to members' accounts			
Muir, Robert Andrew - Accumulation		945	283,225
Muir, Robert Andrew - Pension (Account Based Pension)		195,927	0
Muir, Kattie Jane - Accumulation		79,715	74,974
Muir, Amber - Accumulation		191	180
Muir, Jake - Accumulation		52,227	49,120

The accompanying notes form part of these financial statements.

Refer to compilation report

RM Resources Superannuation Fund
Statement of Financial Position



As at 30 June 2022

	Note	2022	2021
		\$	\$
Total Liability for accrued benefits allocated to members' accounts		<u>329,005</u>	<u>407,499</u>

The accompanying notes form part of these financial statements.

Refer to compilation report

RM Resources Superannuation Fund

Notes to the Financial Statements

For the year ended 30 June 2022



Note 1: Summary of Significant Accounting Policies

The trustees have prepared the financial statements on the basis that the Superannuation Fund is not a reporting entity because it is not publicly accountable and is not required by law or governing document to prepare financial statements that comply with Australian Accounting Standards. The financial statements are therefore special purpose financial statements that have been prepared in order to meet the requirements of the Superannuation Industry (Supervision) Act 1993 and associated Regulations, the trust deed of the Fund and the needs of members.

The financial statements have been prepared on a cash basis and are based on historical costs, except for investments which have been measured at market value.

The following significant accounting policies, which are consistent with the policies applied in the previous period unless otherwise stated, have been adopted in the preparation of the financial statements.

The financial statements were authorised for issue by the Director(s).

a. Measurement of Investments

The Fund initially recognises:

- (i) an investment when it controls the future economic benefits expected to flow from the asset. For financial assets, the trade date is considered to be the date on which control of the future economic benefits attributable to the asset passes to the Fund; and
- (ii) a financial liability on the date it becomes a party to the contractual provisions of the instrument.

Investments of the Fund have been measured at market value, which refers to the amount that a willing buyer could reasonably be expected to pay to acquire an asset from a willing seller if the following assumptions were made:

- that the buyer and the seller deal with each other at arm's length in relation to the sale;
- that the sale occurred after proper marketing of the asset; and
- that the buyer and the seller acted knowledgeably and prudentially in relation to the sale.

Market value has been determined as follows:

- (i) shares and other securities listed on the Australian Securities Exchange by reference to the relevant market quotations at the end of the reporting period;
- (ii) units in managed funds by reference to the unit redemption price at the end of the reporting period;
- (iii) fixed-interest securities by reference to the redemption price at the end of the reporting period;
- (iv) unlisted investments are stated at trustees' assessment based on estimated market value at balance date or where necessary, an external valuer's opinion; and
- (v) investment properties at the trustees' assessment of the market value or where necessary a qualified independent valuer's opinion at the end of reporting period.

Financial liabilities, such as trade creditors and other payables, are measured at the gross value of the outstanding balance at the end of the reporting period. The trustees have determined that the gross values of the Fund's financial liabilities is equivalent to their market values. Any remeasurement changes in the gross values of non-current financial liabilities (including liabilities for members' accrued benefits) are recognised in the operating statement in the periods in which they occur.

b. Cash and Cash Equivalents

Cash and cash equivalents include cash on hand and at call, deposits with banks and short-term, highly liquid investments that are readily convertible to cash and subject to an insignificant risk of change in value.

c. Revenue

Revenue is recognised to the extent that it is probable that the economic benefits will flow to the Fund and the revenue can be reliably measured. Revenue is recognised at the fair value of the consideration received or receivable.

RM Resources Superannuation Fund
Notes to the Financial Statements

For the year ended 30 June 2022



Interest revenue

Interest revenue is recognised in respect of fixed-interest securities, and cash and cash equivalent balances. Interest revenue is recognised upon receipt.

Dividend revenue

Dividend revenue is recognised when the dividend has been paid or, in the case of dividend reinvestment schemes, when the dividend is credited to the benefit of the fund.

Rental revenue

Rental revenue arising from operating leases on investment properties is recognised upon receipt.

Distribution revenue

Distributions from unit trusts and managed funds are recognised as at the date the unit value is quoted ex-distribution and if not received at the end of the reporting period, are reflected in the statement of financial position as a receivable at market value.

Remeasurement changes in market values

Remeasurement changes in the market values of assets are recognised as income and determined as the difference between the market value at year-end or consideration received (if sold during the year) and the market value as at the prior year-end or cost (if acquired during the period).

Contributions

Contributions and transfers in are recognised when the control and the benefits from the revenue have been attained and are recorded by the Fund, gross of any taxes, in the period to which they relate.

d. Liability for Accrued Benefits

The liability for accrued benefits represents the Fund's present obligation to pay benefits to members and beneficiaries, and has been calculated as the difference between the carrying amount of the assets and the carrying amount of the other payables and income tax liabilities as at the end of the reporting period.

e. Critical Accounting Estimates and Judgements

The preparation of financial statements requires the trustees to make judgements, estimates and assumptions that affect the application of accounting policies and the reported amounts of assets and liabilities, income and expenses. Actual results may differ from these estimates.

Estimates and underlying assumptions are reviewed on an ongoing basis. Revisions to accounting estimates are recognised in the period in which the estimate is revised and in any future period affected.

Note 2: Fixtures and Fittings (at written down value) - Unitised

	2022	2021
	\$	\$
Rangehood & oven	0	175
Airconditioner	0	600
Kitchen cabinets	0	2,436
	0	3,211

Note 3: Real Estate Properties (Australian - Residential)

	2022	2021
--	------	------

RM Resources Superannuation Fund
Notes to the Financial Statements

For the year ended 30 June 2022



	\$	\$
12/92 Sixth Avenue Maylands	0	300,000
	0	300,000

Note 4: Shares in Listed Companies (Australian)

	2022	2021
	\$	\$
Pentanet Limited	1,458	2,092
AMP Limited	6,532	7,695
Australia And New Zealand Banking Group Limited	0	18,298
Coles Group Limited.	0	2,734
Macquarie Group Limited	0	4,693
National Australia Bank Limited	0	10,488
Nine Entertainment Co. Holdings Limited	0	2,910
Westpac Banking Corporation	0	10,324
Wesfarmers Limited	0	21,276
Woodside Petroleum Ltd	0	9,883
	7,990	90,393

Note 5: Units in Listed Unit Trusts (Australian)

	2022	2021
	\$	\$
Lendlease Group	3,261	4,103
	3,261	4,103

Note 6: Banks and Term Deposits

	2022	2021
	\$	\$
Banks		
ANZ Business Advantage Account 3794-25264	12	2,285
ANZ Business Online Saver 3794-25758	312,058	3,152
CBA Direct Investment Acc	3,353	721
	315,423	6,158

Note 7: Dividends

2022	2021
-------------	-------------

RM Resources Superannuation Fund
Notes to the Financial Statements

For the year ended 30 June 2022



	\$	\$
AMP Limited	0	684
Australia And New Zealand Banking Group Limited	455	390
Coles Group Limited.	45	97
Lendlease Group	15	0
Macquarie Group Limited	132	68
National Australia Bank Limited	240	240
Nine Entertainment Co. Holdings Limited	55	70
Wesfarmers Limited	324	659
Westpac Banking Corp	0	356
Woodside Petroleum Ltd	183	202
	1,449	2,766

Note 8: Trust Distributions

	2022	2021
	\$	\$
Lendlease Group	25	54
	25	54

Note 9: Rental Income

	2022	2021
	\$	\$
12/92 Sixth Avenue Maylands	5,720	12,980
	5,720	12,980

Note 10: Changes in Market Values

Unrealised Movements in Market Value

	2022	2021
	\$	\$
Fixtures and Fittings (at written down value) - Unitised		
Airconditioner	2,291	0
Kitchen cabinets	5,231	0
Rangehood & oven	658	0
	8,180	0
Other Revaluations		
Other Revaluations	(1,000)	0

RM Resources Superannuation Fund
Notes to the Financial Statements

For the year ended 30 June 2022



	(1,000)	0
Preliminary Expense		
12/92 Sixth Ave Borrowing Costs	2,399	0
	2,399	0
Real Estate Properties (Australian - Residential)		
12/92 Sixth Avenue Maylands	26,983	20,000
	26,983	20,000
Shares in Listed Companies (Australian)		
AMP Limited	(1,163)	(4,993)
Australia And New Zealand Banking Group Limited	(368)	6,182
Coles Group Limited.	2,000	(13)
Macquarie Group Limited	(1,793)	1,135
National Australia Bank Limited	292	3,200
Nine Entertainment Co. Holdings Limited	(1,570)	1,530
Pentanet Limited	(2,034)	151
Wesfarmers Limited	(11,707)	5,137
Westpac Banking Corporation	(2,344)	3,144
Woodside Petroleum Ltd	1,091	487
	(17,597)	15,959
Units in Listed Unit Trusts (Australian)		
Lendlease Group	(841)	(365)
	(841)	(365)
Total Unrealised Movement	18,124	35,594
Realised Movements in Market Value		
	2022	2021
	\$	\$
Fixtures and Fittings (at written down value) - Unitised		
Airconditioner	(2,158)	0
Kitchen cabinets	(4,949)	0
Rangehood & oven	(647)	0
	(7,754)	0
Preliminary Expense		

Refer to compilation report

Notes to the Financial Statements

For the year ended 30 June 2022

12/92 Sixth Ave Borrowing Costs	(2,399)	0
	(2,399)	0
Real Estate Properties (Australian - Residential)		
12/92 Sixth Avenue Maylands	(1,368)	0
	(1,368)	0
Shares in Listed Companies (Australian)		
Australia And New Zealand Banking Group Limited	305	0
Coles Group Limited.	(2,040)	0
Macquarie Group Limited	3,115	0
National Australia Bank Limited	514	0
Nine Entertainment Co. Holdings Limited	1,490	0
Wesfarmers Limited	10,186	0
Westpac Banking Corporation	2,346	0
Woodside Petroleum Ltd	402	0
	16,318	0
Total Realised Movement	4,797	0
Changes in Market Values	22,921	35,594

RM Resources Superannuation Fund
Rm Resources Superannuation Pty Ltd ACN: 155068063
Trustees Declaration

The directors of the trustee company have determined that the fund is not a reporting entity and that the special purpose financial statements should be prepared in accordance with the accounting policies described in Note 1 to the financial statements.

The directors of the trustee company declare that:

- (i) the financial statements and notes to the financial statements for the year ended 30 June 2022 present fairly, in all material respects, the financial position of the superannuation fund at 30 June 2022 and the results of its operations for the year ended on that date in accordance with the accounting policies described in Note 1 to the financial statements;
- (ii) the financial statements and notes to the financial statements have been prepared in accordance with the requirements of the trust deed; and
- (iii) the operation of the superannuation fund has been carried out in accordance with its trust deed and in compliance with the requirements of the Superannuation Industry (Supervision) Act 1993 and associated Regulations during the year ended 30 June 2022.

Specifically, the directors of the trustee company declare that:

- in accordance with s120 of the Superannuation Industry (Supervision) Act 1993, no individual trustee has been or is a disqualified person;
- the fund has satisfactory title to all assets, all assets are unencumbered and free from charge as prescribed by s50 of the Superannuation Industry (Supervision) Act 1993 and reg13.14 of the Superannuation Industry (Supervision) Act 1994; and
- to the knowledge of the directors of the trustee company, there have been no events or transactions subsequent to the balance date which could have a material impact on the fund. Where such events have occurred, the effect of such events has been accounted and noted in the fund's financial statements.

Signed in accordance with a resolution of the directors of the trustee company by:

.....
Robert Andrew Muir
Rm Resources Superannuation Pty Ltd
Director

.....
Kattie Jane Muir
Rm Resources Superannuation Pty Ltd
Director

.....
Jake Muir
Rm Resources Superannuation Pty Ltd
Director

Dated this day of

RM Resources Superannuation Fund
Statement of Taxable Income



For the year ended 30 June 2022

	2022
	\$
Benefits accrued as a result of operations	(78,451.00)
Less	
Increase in MV of investments	18,124.00
Exempt current pension income	11,679.00
Realised Accounting Capital Gains	4,798.00
Accounting Trust Distributions	25.00
	<u>34,626.00</u>
Add	
SMSF non deductible expenses	3,739.00
Pension Payments	103,427.00
Franking Credits	589.00
Foreign Credits	1.00
Net Capital Gains	9,937.00
TFN Credits - Dividends	63.00
Taxable Trust Distributions	17.00
Distributed Foreign income	9.00
	<u>117,782.00</u>
SMSF Annual Return Rounding	(2.00)
Taxable Income or Loss	<u>4,703.00</u>
Income Tax on Taxable Income or Loss	705.45
Less	
Franking Credits	588.97
Foreign Credits	0.30
TAX PAYABLE	<u>116.18</u>
Less	
TFN Credits	74.81
CURRENT TAX OR REFUND	<u>41.37</u>
Supervisory Levy	259.00
Income Tax Instalments Paid	(3,144.00)
AMOUNT DUE OR REFUNDABLE	<u>(2,843.63)</u>

RM Resources Superannuation Fund Members Statement



Robert Andrew Muir
PO Box 445
North Perth, Western Australia, 6906, Australia

Your Details

Your Details		Nominated Beneficiaries:	N/A
Date of Birth :	Provided	Nomination Type:	N/A
Age:	72	Vested Benefits:	946
Tax File Number:	Provided	Total Death Benefit:	946
Date Joined Fund:	31/08/2006	Current Salary:	0
Service Period Start Date:		Previous Salary:	0
Date Left Fund:		Disability Benefit:	0
Member Code:	MUIROB00002A		
Account Start Date:	31/08/2006		
Account Phase:	Accumulation Phase		
Account Description:	Accumulation		

Your Balance

Total Benefits	946
<u>Preservation Components</u>	
Preserved	
Unrestricted Non Preserved	946
Restricted Non Preserved	
<u>Tax Components</u>	
Tax Free	
Taxable	946
Investment Earnings Rate	6%

Your Detailed Account Summary

	This Year	Last Year
Opening balance at 01/07/2021	283,225	261,381
<u>Increases to Member account during the period</u>		
Employer Contributions	1,057	1,020
Personal Contributions (Concessional)		
Personal Contributions (Non Concessional)		
Government Co-Contributions		
Other Contributions		
Proceeds of Insurance Policies		
Transfers In		
Net Earnings	50	32,053
Internal Transfer In		
<u>Decreases to Member account during the period</u>		
Pensions Paid		
Contributions Tax	158	153
Income Tax	3	1,075
No TFN Excess Contributions Tax		
Excess Contributions Tax		
Refund Excess Contributions		
Division 293 Tax		
Insurance Policy Premiums Paid		
Management Fees		
Member Expenses		
Benefits Paid/Transfers Out		10,000
Superannuation Surcharge Tax		
Internal Transfer Out	283,225	
Closing balance at 30/06/2022	946	283,226

RM Resources Superannuation Fund Members Statement



Robert Andrew Muir
PO Box 445
North Perth, Western Australia, 6906, Australia

Your Details

Your Details		Nominated Beneficiaries:	N/A
Date of Birth :	Provided	Nomination Type:	N/A
Age:	72	Vested Benefits:	195,927
Tax File Number:	Provided	Total Death Benefit:	195,927
Date Joined Fund:	31/08/2006	Current Salary:	0
Service Period Start Date:		Previous Salary:	0
Date Left Fund:		Disability Benefit:	0
Member Code:	MUIROB00008P		
Account Start Date:	01/07/2021		
Account Phase:	Retirement Phase		
Account Description:	Account Based Pension		

Your Balance

Total Benefits	195,927
<u>Preservation Components</u>	
Preserved	
Unrestricted Non Preserved	195,927
Restricted Non Preserved	
<u>Tax Components</u>	
Tax Free (1.03%)	2,027
Taxable	193,900
Investment Earnings Rate	7%

Your Detailed Account Summary

	This Year	Last Year
Opening balance at 01/07/2021		
<u>Increases to Member account during the period</u>		
Employer Contributions		
Personal Contributions (Concessional)		
Personal Contributions (Non Concessional)		
Government Co-Contributions		
Other Contributions		
Proceeds of Insurance Policies		
Transfers In		
Net Earnings	16,129	
Internal Transfer In	283,225	
<u>Decreases to Member account during the period</u>		
Pensions Paid	103,427	
Contributions Tax		
Income Tax		
No TFN Excess Contributions Tax		
Excess Contributions Tax		
Refund Excess Contributions		
Division 293 Tax		
Insurance Policy Premiums Paid		
Management Fees		
Member Expenses		
Benefits Paid/Transfers Out		
Superannuation Surcharge Tax		
Internal Transfer Out		
Closing balance at 30/06/2022	195,927	0

RM Resources Superannuation Fund Members Statement



Kattie Jane Muir
Unit 9 36 Mephan Street
Maylands, Western Australia, 6051, Australia

Your Details

Date of Birth :	Provided	Nominated Beneficiaries:	N/A
Age:	34	Nomination Type:	N/A
Tax File Number:	Provided	Vested Benefits:	79,715
Date Joined Fund:	31/08/2006	Total Death Benefit:	79,715
Service Period Start Date:		Current Salary:	0
Date Left Fund:		Previous Salary:	0
Member Code:	MUIKAT00002A	Disability Benefit:	0
Account Start Date:	31/08/2006		
Account Phase:	Accumulation Phase		
Account Description:	Accumulation		

Your Balance

Total Benefits	79,715
<u>Preservation Components</u>	
Preserved	79,715
Unrestricted Non Preserved	
Restricted Non Preserved	
<u>Tax Components</u>	
Tax Free	
Taxable	79,715
Investment Earnings Rate	6%

Your Detailed Account Summary

	This Year	Last Year
Opening balance at 01/07/2021	74,974	65,668
<u>Increases to Member account during the period</u>		
Employer Contributions		1,472
Personal Contributions (Concessional)		
Personal Contributions (Non Concessional)		
Government Co-Contributions		
Other Contributions		
Proceeds of Insurance Policies		
Transfers In		
Net Earnings	5,069	8,334
Internal Transfer In		
<u>Decreases to Member account during the period</u>		
Pensions Paid		
Contributions Tax		221
Income Tax	328	280
No TFN Excess Contributions Tax		
Excess Contributions Tax		
Refund Excess Contributions		
Division 293 Tax		
Insurance Policy Premiums Paid		
Management Fees		
Member Expenses		
Benefits Paid/Transfers Out		
Superannuation Surcharge Tax		
Internal Transfer Out		
Closing balance at 30/06/2022	79,715	74,973

RM Resources Superannuation Fund Members Statement



Amber Muir
PO Box 445
North Perth, Western Australia, 6906, Australia

Your Details

		Nominated Beneficiaries:	N/A
Date of Birth :	Provided	Nomination Type:	N/A
Age:	29	Vested Benefits:	191
Tax File Number:	Provided	Total Death Benefit:	191
Date Joined Fund:	26/01/2012	Current Salary:	0
Service Period Start Date:		Previous Salary:	0
Date Left Fund:		Disability Benefit:	0
Member Code:	MUIAMB00002A		
Account Start Date:	26/01/2012		
Account Phase:	Accumulation Phase		
Account Description:	Accumulation		

Your Balance

Total Benefits	191
<u>Preservation Components</u>	
Preserved	191
Unrestricted Non Preserved	
Restricted Non Preserved	
<u>Tax Components</u>	
Tax Free	
Taxable	191
Investment Earnings Rate	6%

Your Detailed Account Summary

	This Year	Last Year
Opening balance at 01/07/2021	180	162
<u>Increases to Member account during the period</u>		
Employer Contributions		
Personal Contributions (Concessional)		
Personal Contributions (Non Concessional)		
Government Co-Contributions		
Other Contributions		
Proceeds of Insurance Policies		
Transfers In		
Net Earnings	12	18
Internal Transfer In		
<u>Decreases to Member account during the period</u>		
Pensions Paid		
Contributions Tax		
Income Tax	1	1
No TFN Excess Contributions Tax		
Excess Contributions Tax		
Refund Excess Contributions		
Division 293 Tax		
Insurance Policy Premiums Paid		
Management Fees		
Member Expenses		
Benefits Paid/Transfers Out		
Superannuation Surcharge Tax		
Internal Transfer Out		
Closing balance at 30/06/2022	191	179

RM Resources Superannuation Fund Members Statement



Jake Muir
PO Box 445
North Perth, Western Australia, 6906, Australia

Your Details

Your Details		Nominated Beneficiaries:	N/A
Date of Birth :	Provided	Nomination Type:	N/A
Age:	32	Vested Benefits:	52,227
Tax File Number:	Provided	Total Death Benefit:	52,227
Date Joined Fund:	26/01/2012	Current Salary:	0
Service Period Start Date:		Previous Salary:	0
Date Left Fund:		Disability Benefit:	0
Member Code:	MUIJAK00002A		
Account Start Date:	26/01/2012		
Account Phase:	Accumulation Phase		
Account Description:	Accumulation		

Your Balance

Total Benefits	52,227
<u>Preservation Components</u>	
Preserved	52,227
Unrestricted Non Preserved	
Restricted Non Preserved	
<u>Tax Components</u>	
Tax Free	6,078
Taxable	46,148
Investment Earnings Rate	6%

Your Detailed Account Summary

	This Year	Last Year
Opening balance at 01/07/2021	49,120	43,841
<u>Increases to Member account during the period</u>		
Employer Contributions		
Personal Contributions (Concessional)		
Personal Contributions (Non Concessional)		
Government Co-Contributions		
Other Contributions		
Proceeds of Insurance Policies		
Transfers In		
Net Earnings	3,322	5,463
Internal Transfer In		
<u>Decreases to Member account during the period</u>		
Pensions Paid		
Contributions Tax		
Income Tax	215	183
No TFN Excess Contributions Tax		
Excess Contributions Tax		
Refund Excess Contributions		
Division 293 Tax		
Insurance Policy Premiums Paid		
Management Fees		
Member Expenses		
Benefits Paid/Transfers Out		
Superannuation Surcharge Tax		
Internal Transfer Out		
Closing balance at 30/06/2022	52,227	49,121

RM Resources Superannuation Fund Investment Summary Report



As at 30 June 2022

Investment	Units	Market Price	Market Value	Average Cost	Accounting Cost	Unrealised Gain/(Loss)	Gain/(Loss)%	Portfolio Weight%
Cash/Bank Accounts								
ANZ Business Advantage Account 3794-25264		12.420000	12.42	12.42	12.42			0.00 %
ANZ Business Online Saver 3794-25758		312,058.180000	312,058.18	312,058.18	312,058.18			95.53 %
CBA Direct Investment Acc		3,352.940000	3,352.94	3,352.94	3,352.94			1.03 %
			315,423.54		315,423.54			96.56 %
Other Revaluations								
Other Revaluations						(1,000.00)		
						(1,000.00)		0.00 %
Shares in Listed Companies (Australian)								
AMP.AX AMP Limited	6,840.00	0.955000	6,532.20	2.17	14,870.20	(8,338.00)	(56.07) %	2.00 %
5GG.AX Pentanet Limited	5,400.00	0.270000	1,458.00	0.62	3,341.90	(1,883.90)	(56.37) %	0.45 %
			7,990.20		18,212.10	(10,221.90)	(56.13) %	2.45 %
Units in Listed Unit Trusts (Australian)								
LLC.AX Lendlease Group	358.00	9.110000	3,261.38	15.74	5,636.32	(2,374.94)	(42.14) %	1.00 %
			3,261.38		5,636.32	(2,374.94)	(42.14) %	1.00 %
			326,675.12		339,271.96	(13,596.84)	(4.01) %	100.00 %

RM Resources Superannuation Fund Market Movement Report



As at 30 June 2022

Investment	Date	Description	Unrealised				Realised			Total
			Units	Accounting Cost Movement	Market Movement	Depreciation	Balance	Consideration	Accounting Cost Base	
5GG.AX - Pentanet Limited										
	01/07/2021	Opening Balance	3,100.00	0.00	0.00	0.00	2,092.50	0.00	0.00	0.00
	22/07/2021	Purchase	2,300.00	1,399.95	0.00	0.00	3,492.45	0.00	0.00	0.00
	30/06/2022	Revaluation	0.00	0.00	(2,034.45)	0.00	1,458.00	0.00	0.00	0.00
	30/06/2022		5,400.00	1,399.95	(2,034.45)	0.00	1,458.00	0.00	0.00	0.00
AMP.AX - AMP Limited										
	01/07/2021	Opening Balance	6,840.00	0.00	0.00	0.00	7,695.00	0.00	0.00	0.00
	30/06/2022	Revaluation	0.00	0.00	(1,162.80)	0.00	6,532.20	0.00	0.00	0.00
	30/06/2022		6,840.00	0.00	(1,162.80)	0.00	6,532.20	0.00	0.00	0.00
ANZ.AX - Australia And New Zealand Banking Group Limited										
	01/07/2021	Opening Balance	650.00	0.00	0.00	0.00	18,297.50	0.00	0.00	0.00
	20/10/2021	Disposal	(650.00)	(17,929.70)	0.00	0.00	367.80	18,235.05	17,929.70	305.35
	20/10/2021	Writeback	0.00	0.00	(367.80)	0.00	0.00	0.00	0.00	0.00
	30/06/2022		0.00	(17,929.70)	(367.80)	0.00	0.00	18,235.05	17,929.70	305.35
COL.AX - Coles Group Limited.										
	01/07/2021	Opening Balance	160.00	0.00	0.00	0.00	2,734.40	0.00	0.00	0.00
	13/10/2021	Disposal	(160.00)	(4,734.42)	0.00	0.00	(2,000.02)	2,694.45	4,734.42	(2,039.97)
	13/10/2021	Writeback	0.00	0.00	2,000.02	0.00	0.00	0.00	0.00	0.00
	30/06/2022		0.00	(4,734.42)	2,000.02	0.00	0.00	2,694.45	4,734.42	(2,039.97)
LLC.AX1 - Lendlease Group										
	01/07/2021	Opening Balance	358.00	0.00	0.00	0.00	4,102.68	0.00	0.00	0.00
	30/06/2022	Revaluation	0.00	0.00	(841.30)	0.00	3,261.38	0.00	0.00	0.00
	30/06/2022		358.00	0.00	(841.30)	0.00	3,261.38	0.00	0.00	0.00
MQG.AX - Macquarie Group Limited										
	01/07/2021	Opening Balance	30.00	0.00	0.00	0.00	4,692.90	0.00	0.00	0.00
	11/11/2021	Disposal	(30.00)	(2,899.50)	0.00	0.00	1,793.40	6,014.85	2,899.50	3,115.35
	11/11/2021	Writeback	0.00	0.00	(1,793.40)	0.00	0.00	0.00	0.00	0.00
	30/06/2022		0.00	(2,899.50)	(1,793.40)	0.00	0.00	6,014.85	2,899.50	3,115.35
MUIRPROP - 12/92 Sixth Avenue Maylands										
	01/07/2021	Opening Balance	3.00	0.00	0.00	0.00	300,000.00	0.00	0.00	0.00
	15/12/2021	Instalment	0.00	986.66	0.00	0.00	300,986.66	0.00	0.00	0.00
	15/12/2021	Disposal	(3.00)	(327,969.18)	0.00	0.00	(26,982.52)	326,601.48	327,969.18	(1,367.70)
	15/12/2021	Writeback	0.00	0.00	26,982.52	0.00	0.00	0.00	0.00	0.00

RM Resources Superannuation Fund Market Movement Report



As at 30 June 2022

Investment	Date	Description	Unrealised				Realised			Total
			Units	Accounting Cost Movement	Market Movement	Depreciation	Balance	Consideration	Accounting Cost Base	
	30/06/2022	Revaluation	0.00	0.00	211,833.00	0.00	211,833.00	0.00	0.00	0.00
	30/06/2022	Revaluation	0.00	0.00	(211,833.00)	0.00	0.00	0.00	0.00	0.00
	30/06/2022		0.00	(326,982.52)	26,982.52	0.00	0.00	326,601.48	327,969.18	(1,367.70)
MUIRR040-001 - Rangehood & oven										
	01/07/2021	Opening Balance	1.00	0.00	0.00	0.00	175.00	0.00	0.00	0.00
	15/12/2021	Depreciation	0.00	0.00	0.00	(16.00)	159.00	0.00	0.00	0.00
	15/12/2021	Disposal	(1.00)	(817.00)	0.00	0.00	(658.00)	170.00	817.00	(647.00)
	15/12/2021	Writeback	0.00	0.00	658.00	0.00	0.00	0.00	0.00	0.00
	30/06/2022		0.00	(817.00)	658.00	(16.00)	0.00	170.00	817.00	(647.00)
MUIRR040-002 - Airconditioner										
	01/07/2021	Opening Balance	1.00	0.00	0.00	0.00	600.00	0.00	0.00	0.00
	15/12/2021	Depreciation	0.00	0.00	0.00	(55.00)	545.00	0.00	0.00	0.00
	15/12/2021	Disposal	(1.00)	(2,836.00)	0.00	0.00	(2,291.00)	677.77	2,836.00	(2,158.23)
	15/12/2021	Writeback	0.00	0.00	2,291.00	0.00	0.00	0.00	0.00	0.00
	30/06/2022		0.00	(2,836.00)	2,291.00	(55.00)	0.00	677.77	2,836.00	(2,158.23)
MUIRR040-003 - Kitchen cabinets										
	01/07/2021	Opening Balance	1.00	0.00	0.00	0.00	2,436.00	0.00	0.00	0.00
	15/12/2021	Depreciation	0.00	0.00	0.00	(167.00)	2,269.00	0.00	0.00	0.00
	15/12/2021	Disposal	(1.00)	(7,500.00)	0.00	0.00	(5,231.00)	2,550.75	7,500.00	(4,949.25)
	15/12/2021	Writeback	0.00	0.00	5,231.00	0.00	0.00	0.00	0.00	0.00
	30/06/2022		0.00	(7,500.00)	5,231.00	(167.00)	0.00	2,550.75	7,500.00	(4,949.25)
MUIRR041_12/92SIXTHA - 12/92 Sixth Ave Borrowing Costs										
	01/07/2021	Opening Balance	1.00	0.00	0.00	0.00	0.00	0.00	0.00	0.00
	30/06/2022	Disposal	(1.00)	(2,399.00)	0.00	0.00	(2,399.00)	0.00	2,399.00	(2,399.00)
	30/06/2022	Writeback	0.00	0.00	2,399.00	0.00	0.00	0.00	0.00	0.00
	30/06/2022		0.00	(2,399.00)	2,399.00	0.00	0.00	0.00	2,399.00	(2,399.00)
NAB.AX - National Australia Bank Limited										
	01/07/2021	Opening Balance	400.00	0.00	0.00	0.00	10,488.00	0.00	0.00	0.00
	14/10/2021	Disposal	(400.00)	(10,779.95)	0.00	0.00	(291.95)	11,294.05	10,779.95	514.10
	14/10/2021	Writeback	0.00	0.00	291.95	0.00	0.00	0.00	0.00	0.00
	30/06/2022		0.00	(10,779.95)	291.95	0.00	0.00	11,294.05	10,779.95	514.10

RM Resources Superannuation Fund Market Movement Report



As at 30 June 2022

Investment	Date	Description	Unrealised				Realised			Total
			Units	Accounting Cost Movement	Market Movement	Depreciation	Balance	Consideration	Accounting Cost Base	
NEC.AX - Nine Entertainment Co. Holdings Limited										
	01/07/2021	Opening Balance	1,000.00	0.00	0.00	0.00	2,910.00	0.00	0.00	0.00
	08/11/2021	Disposal	(1,000.00)	(1,339.95)	0.00	0.00	1,570.05	2,830.05	1,339.95	1,490.10
	08/11/2021	Writeback	0.00	0.00	(1,570.05)	0.00	0.00	0.00	0.00	0.00
	30/06/2022		0.00	(1,339.95)	(1,570.05)	0.00	0.00	2,830.05	1,339.95	1,490.10
WBC.AX - Westpac Banking Corporation										
	01/07/2021	Opening Balance	400.00	0.00	0.00	0.00	10,324.00	0.00	0.00	0.00
	28/10/2021	Disposal	(400.00)	(7,979.90)	0.00	0.00	2,344.10	10,326.05	7,979.90	2,346.15
	28/10/2021	Writeback	0.00	0.00	(2,344.10)	0.00	0.00	0.00	0.00	0.00
	30/06/2022		0.00	(7,979.90)	(2,344.10)	0.00	0.00	10,326.05	7,979.90	2,346.15
WES.AX - Wesfarmers Limited										
	01/07/2021	Opening Balance	360.00	0.00	0.00	0.00	21,276.00	0.00	0.00	0.00
	20/10/2021	Disposal	(360.00)	(9,569.23)	0.00	0.00	11,706.77	19,755.65	9,569.23	10,186.42
	20/10/2021	Writeback	0.00	0.00	(11,706.77)	0.00	0.00	0.00	0.00	0.00
	30/06/2022		0.00	(9,569.23)	(11,706.77)	0.00	0.00	19,755.65	9,569.23	10,186.42
WPL.AX - Woodside Petroleum Ltd										
	01/07/2021	Opening Balance	445.00	0.00	0.00	0.00	9,883.45	0.00	0.00	0.00
	24/09/2021	Purchase	9.00	175.27	0.00	0.00	10,058.72	0.00	0.00	0.00
	14/10/2021	Disposal	(454.00)	(11,149.41)	0.00	0.00	(1,090.69)	11,551.59	11,149.41	402.18
	14/10/2021	Writeback	0.00	0.00	1,090.69	0.00	0.00	0.00	0.00	0.00
	30/06/2022		0.00	(10,974.14)	1,090.69	0.00	0.00	11,551.59	11,149.41	402.18
Total Market Movement					19,123.51				4,798.50	23,922.01

\$23,922.01 - \$1,000(Bond write off) = \$22,922.01

RM Resources Superannuation Fund

CGT Register Report



As at 30 June 2022

Investment	Transaction Date	Contract Date	CGT Transaction Type	Units	Cost Base	Cost Base Adj Tax Def	Cost Base Adj Tax Free	Reduced Cost Base	Adjusted Cost Base	Net Other Capital Gain	Net Indexed Gain	Gross Discounted Gain	CGT Loss
Real Estate Properties (Australian - Residential)													
	15/12/2021	15/12/2021	Disposal	(1.00)		0.00		1,155.35	1,155.35			107,711.81	
	15/12/2021	15/12/2021	Disposal	(1.00)		0.00		5,000.00	5,000.00			103,867.16	
Shares in Listed Companies (Australian)													
ANZ.AX - Australia And New Zealand Banking Group Limited													
	20/10/2021	18/10/2021	Disposal	(150.00)		0.00		3,928.95	3,928.95			279.14	
	20/10/2021	18/10/2021	Disposal	(120.00)		0.00		3,197.55	3,197.55			168.92	
	20/10/2021	18/10/2021	Disposal	(30.00)		0.00		859.70	859.70				(18.08)
	20/10/2021	18/10/2021	Disposal	(350.00)		0.00		9,943.50	9,943.50				(124.63)
COL.AX - Coles Group Limited.													
	13/10/2021	11/10/2021	Disposal	(141.00)		0.00		4,133.77	4,133.77				(1,759.29)
	13/10/2021	11/10/2021	Disposal	(19.00)		0.00		600.65	600.65				(280.68)
MQG.AX - Macquarie Group Limited													
	11/11/2021	09/11/2021	Disposal	(6.00)		0.00		529.00	529.00			673.97	
	11/11/2021	09/11/2021	Disposal	(15.00)		0.00		1,494.15	1,494.15			1,513.28	

RM Resources Superannuation Fund

CGT Register Report



As at 30 June 2022

Investment	Transaction Date	Contract Date	CGT Transaction Type	Units	Cost Base	Cost Base Adj Tax Def	Cost Base Adj Tax Free	Reduced Cost Base	Adjusted Cost Base	Net Other Capital Gain	Net Indexed Gain	Gross Discounted Gain	CGT Loss
Shares in Listed Companies (Australian)													
	11/11/2021	09/11/2021	Disposal	(9.00)		0.00		876.35	876.35			928.10	
NAB.AX - National Australia Bank Limited													
	14/10/2021	12/10/2021	Disposal	(200.00)		0.00		5,860.00	5,860.00				(212.98)
	14/10/2021	12/10/2021	Disposal	(200.00)		0.00		4,919.95	4,919.95			727.08	
NEC.AX - Nine Entertainment Co. Holdings Limited													
	08/11/2021	04/11/2021	Disposal	(1,000.00)		0.00		1,339.95	1,339.95			1,490.10	
5GG.AX - Pentanet Limited													
	22/07/2021	22/07/2021	Purchase	2,300.00	1,399.95								
WES.AX - Wesfarmers Limited													
	20/10/2021	18/10/2021	Disposal	(19.00)		0.00		244.26	244.26			798.40	
	20/10/2021	18/10/2021	Disposal	(100.00)		0.00		3,620.95	3,620.95			1,866.73	
	20/10/2021	18/10/2021	Disposal	(100.00)		0.00		4,022.95	4,022.95			1,464.73	
	20/10/2021	18/10/2021	Disposal	(141.00)		0.00		1,681.07	1,681.07			6,056.56	
WBC.AX - Westpac Banking Corporation													
	28/10/2021	26/10/2021	Disposal	(200.00)		0.00		3,139.95	3,139.95			2,023.08	

RM Resources Superannuation Fund
CGT Register Report



As at 30 June 2022

Investment	Transaction Date	Contract Date	CGT Transaction Type	Units	Cost Base	Cost Base Adj Tax Def	Cost Base Adj Tax Free	Reduced Cost Base	Adjusted Cost Base	Net Other Capital Gain	Net Indexed Gain	Gross Discounted Gain	CGT Loss
Shares in Listed Companies (Australian)													
	28/10/2021	26/10/2021	Disposal	(200.00)		0.00		4,839.95	4,839.95			323.08	
WPL.AX - Woodside Petroleum Ltd													
	24/09/2021	24/09/2021	Purchase	9.00	175.27								
	14/10/2021	12/10/2021	Disposal	(7.00)		0.00		131.55	131.55			46.56	
	14/10/2021	12/10/2021	Disposal	(7.00)		0.00		179.29	179.29				(1.18)
	14/10/2021	12/10/2021	Disposal	(150.00)		0.00		3,184.95	3,184.95			631.65	
	14/10/2021	12/10/2021	Disposal	(3.00)		0.00		94.03	94.03				(17.70)
	14/10/2021	12/10/2021	Disposal	(3.00)		0.00		81.00	81.00				(4.67)
	14/10/2021	12/10/2021	Disposal	(180.00)		0.00		5,191.35	5,191.35				(611.42)
	14/10/2021	12/10/2021	Disposal	(9.00)		0.00		175.27	175.27	53.73			
	14/10/2021	12/10/2021	Disposal	(27.00)		0.00		857.45	857.45				(170.46)

RM Resources Superannuation Fund
CGT Register Report



As at 30 June 2022

Investment	Transaction	Contract	CGT	Units	Cost Base	Cost Base Adj	Cost Base Adj	Reduced Cost	Adjusted Cost	Net Other	Net Indexed	Gross	CGT Loss
Date	Date	Date	Transaction			Tax Def	Tax Free	Base	Base	Capital Gain	Gain	Discounted	
			Type									Gain	

Shares in Listed Companies (Australian)

14/10/2021	12/10/2021		Disposal	(3.00)		0.00		74.32	74.32	2.01			
14/10/2021	12/10/2021		Disposal	(65.00)		0.00		1,180.20	1,180.20			473.66	

Units in Listed Unit Trusts (Australian)

LLC.AX1 - Lendlease Group

30/06/2022	30/06/2022		DistributionIn			0.12							
30/06/2022	30/06/2022		DistributionIn			0.35							
30/06/2022	30/06/2022		DistributionIn			2.42							
30/06/2022	30/06/2022		DistributionIn							0.00	0.00	8.20	

RM Resources Superannuation Fund Investment Income Report



As at 30 June 2022

Investment	Total Income	Franked	Unfranked	Interest/ Other	Franking Credits	Foreign Income	Foreign Credits * 1	Assessable Income (Excl. Capital Gains) * 2	TFN Credits	Other Deductions	Distributed Capital Gains	Non-Assessable Payments
Bank Accounts												
ANZ Business Online Saver 3794-25758	23.52			23.52	0.00	0.00	0.00	23.52			0.00	0.00
CBA Direct Investment Acc	0.41			0.41	0.00	0.00	0.00	0.41			0.00	0.00
	23.93			23.93	0.00	0.00	0.00	23.93			0.00	0.00
Real Estate Properties (Australian - Residential)												
MUIRPROP 12/92 Sixth Avenue Maylands	5,720.00							5,720.00				
	5,720.00							5,720.00				
Shares in Listed Companies (Australian)												
ANZ.AX Australia And New Zealand Banking Group Limited	455.00	455.00	0.00		195.00			650.00		0.00		
COL.AX Coles Group Limited.	44.80	44.80	0.00		19.20			64.00		0.00		
MQG.AX Macquarie Group Limited	132.10	72.84	109.26		31.22			213.32	50.00	0.00		
NAB.AX National Australia Bank Limited	240.00	240.00	0.00		102.86			342.86		0.00		
NEC.AX Nine Entertainment Co. Holdings Limited	55.00	55.00	0.00		23.57			78.57		0.00		
WES.AX Wesfarmers Limited	324.00	324.00	0.00		138.86			462.86		0.00		
WPL.AX Woodside Petroleum Ltd	182.60	182.60	0.00		78.26			260.86		0.00		
	1,433.50	1,374.24	109.26		588.97			2,072.47	50.00	0.00		
Units in Listed Unit Trusts (Australian)												
LLC.AX Lendlease Group	25.13			17.28	0.00	8.57	0.86	26.71	11.81	0.00	8.20	2.89
LLC.AX Lendlease Group	15.43		28.43					28.43	13.00	0.00		
	40.56		28.43	17.28	0.00	8.57	0.86	55.14	24.81	0.00	8.20	2.89

\$1,448.93

**Dividends - \$1,433.50 + \$50(TFN)
= \$1,483.50**

**TFN = \$50 + \$11.81 + \$24.81
= \$74.81**

RM Resources Superannuation Fund
Investment Income Report



As at 30 June 2022

Investment	Total Income	Franked	Unfranked	Interest/ Other	Franking Credits	Foreign Income	Foreign Credits * 1	Assessable Income	TFN Credits	Other Deductions	Distributed Capital Gains	Non- Assessable Payments
								(Excl. Capital Gains) * 2				
	7,217.99	1,374.24	137.69	41.21	588.97	8.57	0.86	7,871.54	74.81	0.00	8.20	2.89

Assessable Income (Excl. Capital Gains) **7,871.54**

Net Capital Gain **5.47**

Total Assessable Income 7,877.01

* 1 Includes foreign credits from foreign capital gains.

* 2 Assessable Income in the SMSF Annual Return will be different as capital gains and losses from disposals of assets have not been included.

For a breakdown of Distributed Capital Gains and Non-Assessable Payments refer to Distributions Reconciliation Report.

RM Resources Superannuation Fund

Realised Capital Gains Report



For The Period 01 July 2021 - 30 June 2022

Investment		Accounting Treatment				Tax Treatment						
Purchase Contract Date	Disposal Contract Date	Units	Cost	Proceeds	Accounting Profit/(Loss)	Adjusted Cost Base	Reduced Cost Base	Indexed Cost Base	Indexed Gains	Discounted Gains (Gross)	Other Gains	Capital Loss
Fixtures and Fittings (at written down value) - Unitised												
MUIRR040-001 - Rangehood & oven												
09/05/2014	15/12/2021	1.00	817.00	170.00	(647.00)	170.00	170.00	0.00	0.00	0.00	0.00	0.00
		1.00	817.00	170.00	(647.00)	170.00	170.00	0.00	0.00	0.00	0.00	0.00
MUIRR040-002 - Airconditioner												
14/07/2014	15/12/2021	1.00	2,836.00	677.77	(2,158.23)	677.77	677.77	0.00	0.00	0.00	0.00	0.00
		1.00	2,836.00	677.77	(2,158.23)	677.77	677.77	0.00	0.00	0.00	0.00	0.00
MUIRR040-003 - Kitchen cabinets												
28/07/2014	15/12/2021	1.00	7,500.00	2,550.75	(4,949.25)	2,550.75	2,550.75	0.00	0.00	0.00	0.00	0.00
		1.00	7,500.00	2,550.75	(4,949.25)	2,550.75	2,550.75	0.00	0.00	0.00	0.00	0.00
		3.00	11,153.00	3,398.52	(7,754.48)	3,398.52	3,398.52	0.00	0.00	0.00	0.00	0.00
Preliminary Expense												
MUIRR041_12/92SIXTHA - 12/92 Sixth Ave Borrowing Costs												
28/05/2012	30/06/2022	1.00	2,399.00	0.00	(2,399.00)	2,399.00	2,399.00	0.00	0.00	0.00	0.00	0.00
		1.00	2,399.00	0.00	(2,399.00)	2,399.00	2,399.00	0.00	0.00	0.00	0.00	0.00
		1.00	2,399.00	0.00	(2,399.00)	2,399.00	2,399.00	0.00	0.00	0.00	0.00	0.00
Real Estate Properties (Australian - Residential)												
MUIRPROP - 12/92 Sixth Avenue Maylands												
23/06/2014	15/12/2021	1.00	1,155.35	108,867.16	107,711.81	1,155.35	1,155.35	0.00	0.00	107,711.81	0.00	0.00
13/05/2014	15/12/2021	1.00	5,000.00	108,867.16	103,867.16	5,000.00	5,000.00	0.00	0.00	103,867.16	0.00	0.00
26/03/2012	15/12/2021	1.00	321,813.83	108,867.16	(212,946.67)	321,813.83	321,813.83	0.00	0.00	0.00	0.00	(212,946.67)

RM Resources Superannuation Fund

Realised Capital Gains Report



For The Period 01 July 2021 - 30 June 2022

Investment		Accounting Treatment				Tax Treatment						
Purchase Contract Date	Disposal Contract Date	Units	Cost	Proceeds	Accounting Profit/(Loss)	Adjusted Cost Base	Reduced Cost Base	Indexed Cost Base	Indexed Gains	Discounted Gains (Gross)	Other Gains	Capital Loss
Real Estate Properties (Australian - Residential)												
		3.00	327,969.18	326,601.48	(1,367.70)	327,969.18	327,969.18	0.00	0.00	211,578.97	0.00	(212,946.67)
		3.00	327,969.18	326,601.48	(1,367.70)	327,969.18	327,969.18	0.00	0.00	211,578.97	0.00	(212,946.67)
Shares in Listed Companies (Australian)												
ANZ.AX - Australia And New Zealand Banking Group Limited												
07/11/2019	18/10/2021	150.00	3,928.95	4,208.09	279.14	3,928.95	3,928.95	0.00	0.00	279.14	0.00	0.00
13/06/2018	18/10/2021	120.00	3,197.55	3,366.47	168.92	3,197.55	3,197.55	0.00	0.00	168.92	0.00	0.00
06/12/2017	18/10/2021	30.00	859.70	841.62	(18.08)	859.70	859.70	0.00	0.00	0.00	0.00	(18.08)
04/12/2017	18/10/2021	350.00	9,943.50	9,818.87	(124.63)	9,943.50	9,943.50	0.00	0.00	0.00	0.00	(124.63)
		650.00	17,929.70	18,235.05	305.35	17,929.70	17,929.70	0.00	0.00	448.06	0.00	(142.71)
COL.AX - Coles Group Limited.												
07/02/2018	11/10/2021	141.00	4,133.77	2,374.48	(1,759.29)	4,133.77	4,133.77	0.00	0.00	0.00	0.00	(1,759.29)
06/12/2017	11/10/2021	19.00	600.65	319.97	(280.68)	600.65	600.65	0.00	0.00	0.00	0.00	(280.68)
		160.00	4,734.42	2,694.45	(2,039.97)	4,734.42	4,734.42	0.00	0.00	0.00	0.00	(2,039.97)
MQG.AX - Macquarie Group Limited												
02/04/2020	09/11/2021	6.00	529.00	1,202.97	673.97	529.00	529.00	0.00	0.00	673.97	0.00	0.00
17/03/2020	09/11/2021	15.00	1,494.15	3,007.43	1,513.28	1,494.15	1,494.15	0.00	0.00	1,513.28	0.00	0.00
06/12/2017	09/11/2021	9.00	876.35	1,804.46	928.11	876.35	876.35	0.00	0.00	928.11	0.00	0.00
		30.00	2,899.50	6,014.86	3,115.36	2,899.50	2,899.50	0.00	0.00	3,115.36	0.00	0.00
NAB.AX - National Australia Bank Limited												
02/03/2020	12/10/2021	200.00	4,919.95	5,647.03	727.08	4,919.95	4,919.95	0.00	0.00	727.08	0.00	0.00
17/01/2018	12/10/2021	200.00	5,860.00	5,647.03	(212.98)	5,860.00	5,860.00	0.00	0.00	0.00	0.00	(212.98)

RM Resources Superannuation Fund

Realised Capital Gains Report



For The Period 01 July 2021 - 30 June 2022

Investment		Accounting Treatment				Tax Treatment						
Purchase Contract Date	Disposal Contract Date	Units	Cost	Proceeds	Accounting Profit/(Loss)	Adjusted Cost Base	Reduced Cost Base	Indexed Cost Base	Indexed Gains	Discounted Gains (Gross)	Other Gains	Capital Loss
Shares in Listed Companies (Australian)												
		400.00	10,779.95	11,294.06	514.10	10,779.95	10,779.95	0.00	0.00	727.08	0.00	(212.98)
NEC.AX - Nine Entertainment Co. Holdings Limited												
11/03/2020	04/11/2021	1,000.00	1,339.95	2,830.05	1,490.10	1,339.95	1,339.95	0.00	0.00	1,490.10	0.00	0.00
		1,000.00	1,339.95	2,830.05	1,490.10	1,339.95	1,339.95	0.00	0.00	1,490.10	0.00	0.00
WBC.AX - Westpac Banking Corporation												
19/03/2020	26/10/2021	200.00	3,139.95	5,163.03	2,023.08	3,139.95	3,139.95	0.00	0.00	2,023.08	0.00	0.00
02/01/2020	26/10/2021	200.00	4,839.95	5,163.03	323.08	4,839.95	4,839.95	0.00	0.00	323.08	0.00	0.00
		400.00	7,979.90	10,326.06	2,346.16	7,979.90	7,979.90	0.00	0.00	2,346.16	0.00	0.00
WES.AX - Wesfarmers Limited												
10/03/2020	18/10/2021	100.00	3,620.95	5,487.68	1,866.73	3,620.95	3,620.95	0.00	0.00	1,866.73	0.00	0.00
06/11/2019	18/10/2021	100.00	4,022.95	5,487.68	1,464.73	4,022.95	4,022.95	0.00	0.00	1,464.73	0.00	0.00
07/02/2018	18/10/2021	141.00	1,681.07	7,737.63	6,056.56	1,681.07	1,681.07	0.00	0.00	6,056.56	0.00	0.00
06/12/2017	18/10/2021	19.00	244.26	1,042.66	798.40	244.26	244.26	0.00	0.00	798.40	0.00	0.00
		360.00	9,569.23	19,755.65	10,186.42	9,569.23	9,569.23	0.00	0.00	10,186.42	0.00	0.00
WPL.AX - Woodside Petroleum Ltd												
24/09/2021	12/10/2021	9.00	175.27	229.00	53.73	175.27	175.27	0.00	0.00	0.00	53.73	0.00
24/03/2021	12/10/2021	3.00	74.32	76.33	2.01	74.32	74.32	0.00	0.00	0.00	2.01	0.00
06/10/2020	12/10/2021	65.00	1,180.20	1,653.86	473.66	1,180.20	1,180.20	0.00	0.00	473.66	0.00	0.00
18/09/2020	12/10/2021	7.00	131.55	178.11	46.56	131.55	131.55	0.00	0.00	46.56	0.00	0.00
20/03/2020	12/10/2021	7.00	179.29	178.11	(1.18)	179.29	179.29	0.00	0.00	0.00	0.00	(1.18)
09/03/2020	12/10/2021	150.00	3,184.95	3,816.60	631.65	3,184.95	3,184.95	0.00	0.00	631.65	0.00	0.00

RM Resources Superannuation Fund
Realised Capital Gains Report



For The Period 01 July 2021 - 30 June 2022

Investment		Accounting Treatment				Tax Treatment						
Purchase Contract Date	Disposal Contract Date	Units	Cost	Proceeds	Accounting Profit/(Loss)	Adjusted Cost Base	Reduced Cost Base	Indexed Cost Base	Indexed Gains	Discounted Gains (Gross)	Other Gains	Capital Loss
Shares in Listed Companies (Australian)												
20/09/2019	12/10/2021	3.00	94.03	76.33	(17.70)	94.03	94.03	0.00	0.00	0.00	0.00	(17.70)
05/03/2018	12/10/2021	3.00	81.00	76.33	(4.67)	81.00	81.00	0.00	0.00	0.00	0.00	(4.67)
01/03/2018	12/10/2021	180.00	5,191.35	4,579.93	(611.42)	5,191.35	5,191.35	0.00	0.00	0.00	0.00	(611.42)
06/12/2017	12/10/2021	27.00	857.45	686.99	(170.46)	857.45	857.45	0.00	0.00	0.00	0.00	(170.46)
		454.00	11,149.41	11,551.59	402.18	11,149.41	11,149.41	0.00	0.00	1,151.87	55.74	(805.43)
		3,454.00	66,382.06	82,701.77	16,319.70	66,382.06	66,382.06	0.00	0.00	19,465.05	55.74	(3,201.09)
Units in Listed Unit Trusts (Australian)												
LLC.AX1 - Lendlease Group												
		0.00	0.00	0.00	0.00	0.00	0.00	0.00	0.00	8.20	0.00	0.00
		0.00	0.00	0.00	0.00	0.00	0.00	0.00	0.00	8.20	0.00	0.00
		0.00	0.00	0.00	0.00	0.00	0.00	0.00	0.00	8.20	0.00	0.00
		3,461.00	407,903.24	412,701.77	4,798.52	400,148.76	400,148.76	0.00	0.00	231,052.22	55.74	(216,147.76)

RM Resources Superannuation Fund
Unrealised Capital Gains Report



As at 30 June 2022

Investment	Units	Cost	Tax Deferred /Depreciation	CGT Cost Base	Market Value	Projected Profit /Loss	Taxable Profit Indexation	Taxable Profit Discounted	Taxable Profit Notional
Shares in Listed Companies (Australian)									
5GG.AX - Pentanet Limited	5,400.00	3,341.90	0.00	3,341.90	1,458.0000	(1,883.90)	0.00	0.00	0.00
AMP.AX - AMP Limited	6,840.00	14,870.20	0.00	14,870.20	6,532.2000	(8,338.00)	0.00	0.00	0.00
		18,212.10	0.00	18,212.10	7,990.2000	(10,221.90)	0.00	0.00	0.00
Units in Listed Unit Trusts (Australian)									
LLC.AX1 - Lendlease Group	358.00	5,636.32	11.80	5,624.52	3,261.3800	(2,363.14)	0.00	0.00	0.00
		5,636.32	11.80	5,624.52	3,261.3800	(2,363.14)	0.00	0.00	0.00
		23,848.42	11.80	23,836.62	11,251.5800	(12,585.04)	0.00	0.00	0.00

Memorandum of Resolutions of the Director(s) of

Rm Resources Superannuation Pty Ltd ACN: 155068063

ATF RM Resources Superannuation Fund

FINANCIAL STATEMENTS OF SUPERANNUATION FUND:

It was resolved that the financial statements would be prepared as special purpose financial statements as, in the opinion of the trustee(s), the Superannuation Fund is a non-reporting entity and therefore is not required to comply with all Australian Accounting Standards.

It was further resolved that the financial statements and notes to the financial statements of the Superannuation Fund in respect of the year ended 30 June 2022 thereon be adopted.

TRUSTEE'S DECLARATION:

It was resolved that the trustee's declaration of the Superannuation Fund be signed.

ANNUAL RETURN:

Being satisfied that the Fund had complied with the requirements of the Superannuation Industry (Supervision) Act 1993 (SISA) and Regulations during the year ended 30 June 2022, it was resolved that the annual return be approved, signed and lodged with the Australian Taxation Office.

TRUST DEED:

It was resolved that the advice received from the Fund's legal adviser confirming that the fund's trust deed is consistent with all relevant superannuation and trust law.

INVESTMENT STRATEGY:

The allocation of the Fund's assets and the Fund's investment performance over the financial year were reviewed and found to be within the acceptable ranges outlined in the investment strategy. After considering the risk, rate of return, diversification and liquidity of the investments and the ability of the Fund to discharge its existing liabilities, it was resolved that the investment strategy continues to reflect the purposes and circumstances of the Fund and its members. Accordingly, no changes in the investment strategy were required.

INVESTMENT – PERSONAL USE:

It was confirmed that no investments or assets were used by the member(s) for personal purposes.

INSURANCE COVER:

The trustee(s) reviewed the current life and total and permanent disability insurance coverage on offer to the members and resolved that the current insurance arrangements were appropriate for the Fund.

ALLOCATION OF INCOME:

It was resolved that the income of the Fund would be allocated to the members based on their average daily balance (an alternative allocation basis may be percentage of opening balance).

INVESTMENT ACQUISITIONS:

It was resolved to ratify the investment acquisitions throughout the financial year ended 30 June 2022.

INVESTMENT DISPOSALS:

It was resolved to ratify the investment disposals throughout the financial year ended 30 June 2022.

AUDITORS:

It was resolved that

Anthony Boys

of

PO Box 3376, RUNDLE MALL, South Australia 5000

act as auditors of the Fund for the next financial year.

Memorandum of Resolutions of the Director(s) of

Rm Resources Superannuation Pty Ltd ACN: 155068063

ATF RM Resources Superannuation Fund

TAX AGENTS:

It was resolved that

Alex Mora

act as tax agents of the Fund for the next financial year.

TRUSTEE STATUS:

Each of the trustee(s) confirmed that they are qualified to act as trustee(s) of the Fund and that they are not disqualified persons as defined by s 120 of the SISA.

CONTRIBUTIONS RECEIVED:

It was resolved that the contributions during the year be allocated to members on the basis of the schedule provided by the principal Fund employer.

ACCEPTANCE OF ROLLOVERS:

The trustee has ensured that any rollover made to the Fund, meets the requirements of the Fund's deed and does not breach the superannuation laws in relation to:

1. making rollover between Funds; and,
2. breaching the Fund or the member investment strategy.

The trustee has reviewed the rollover and received advice that the rollover is in accordance with the Trust Deed and the rules of the Fund and the superannuation laws. As such the trustee has resolved to accept the rollover on behalf of the member.

PAYMENT OF BENEFITS:

The trustee has ensured that any payment of benefits made from the Fund, meets the requirements of the Fund's deed and does not breach the superannuation laws in relation to:

1. making payments to members; and,
2. breaching the Fund or the member investment strategy.

The trustee has reviewed the payment of the benefit and received advice that the transfer is in accordance with the Deed and the superannuation laws. As such the trustee has resolved to allow the payment of the benefits on behalf of the member.

Memorandum of Resolutions of the Director(s) of

Rm Resources Superannuation Pty Ltd ACN: 155068063

ATF RM Resources Superannuation Fund

CLOSURE:

Signed as a true record –

.....
Robert Andrew Muir
/ /

.....
Kattie Jane Muir
/ /

.....
Jake Muir
/ /

Trial Balance

As at 30 June 2022

Last Year	Code	Account Name	Units	Debits \$	Credits \$
	23800	Distributions Received			
(54.49)	23800/LLC.AX1	Lendlease Group			25.13
	23900	Dividends Received			
(684.00)	23900/AMP.AX	AMP Limited			
(390.00)	23900/ANZ.AX	Australia And New Zealand Banking Group Limited			455.00
(96.80)	23900/COL.AX	Coles Group Limited.			44.80
	23900/LLC.AX1	Lendlease Group			15.43
(68.50)	23900/MQG.AX	Macquarie Group Limited			132.10
(240.00)	23900/NAB.AX	National Australia Bank Limited			240.00
(70.00)	23900/NEC.AX	Nine Entertainment Co. Holdings Limited			55.00
(356.00)	23900/WBC.AX	Westpac Banking Corp			
(658.80)	23900/WES.AX	Wesfarmers Limited			324.00
(201.72)	23900/WPL.AX	Woodside Petroleum Ltd			182.60
	24200	Contributions			
(1,472.09)	24200/MUIKAT00002A	(Contributions) Muir, Kattie Jane - Accumulation			
(1,020.27)	24200/MUIROB00002A	(Contributions) Muir, Robert Andrew - Accumulation			1,056.69
(35,594.35)	24700	Changes in Market Values of Investments			25,321.01
	24800	Changes in Market Values of Other Assets		2,399.00	
	25000	Interest Received			
(2.76)	25000/ANZ379425758	ANZ Business Online Saver 3794-25758			23.52
	25000/CBA10304124	CBA Direct Investment Acc			0.41
(0.01)	26700	Other Income			
	28000	Property Income			
(12,980.00)	28000/MUIRPROP	12/92 Sixth Avenue Maylands			5,720.00
462.00	30100	Accountancy Fees		2,791.00	
	30400	ATO Supervisory Levy		518.00	
	30700	Auditor's Remuneration		608.00	
328.00	30800	ASIC Fees		332.00	
120.00	31500	Bank Charges		120.00	

Trial Balance

As at 30 June 2022

Last Year	Code	Account Name	Units	Debits	Credits
				\$	\$
	33400	Depreciation			
44.00	33400/MUIRR040-001	Rangehood & oven		16.00	
150.00	33400/MUIRR040-002	Airconditioner		55.00	
429.00	33400/MUIRR040-003	Kitchen cabinets		167.00	
	41600	Pensions Paid			
	41600/MUIROB00008P	(Pensions Paid) Muir, Robert Andrew - Pension (Account Based Pension)		103,426.95	
	41960	Property Expenses - Council Rates			
1,422.48	41960/MUIRPROP	12/92 Sixth Avenue Maylands			
	42060	Property Expenses - Repairs Maintenance			
491.60	42060/MUIRPROP	12/92 Sixth Avenue Maylands			
	42100	Property Expenses - Strata Levy Fees			
2,374.82	42100/MUIRPROP	12/92 Sixth Avenue Maylands		474.65	
	42150	Property Expenses - Water Rates			
939.25	42150/MUIRPROP	12/92 Sixth Avenue Maylands		1,139.55	
681.14	48500	Income Tax Expense		41.37	
46,447.50	49000	Profit/Loss Allocation Account			78,492.83
	50010	Opening Balance			
(161.77)	50010/MUIAMB00002A	(Opening Balance) Muir, Amber - Accumulation			179.50
(43,840.77)	50010/MUIJAK00002A	(Opening Balance) Muir, Jake - Accumulation			49,120.35
(65,667.84)	50010/MUIKAT00002A	(Opening Balance) Muir, Kattie Jane - Accumulation			74,973.68
(261,380.85)	50010/MUIROB00002A	(Opening Balance) Muir, Robert Andrew - Accumulation			283,225.20
	52420	Contributions			
(1,472.09)	52420/MUIKAT00002A	(Contributions) Muir, Kattie Jane - Accumulation			0.00
(1,020.27)	52420/MUIROB00002A	(Contributions) Muir, Robert Andrew - Accumulation			1,056.69
	53100	Share of Profit/(Loss)			
(18.35)	53100/MUIAMB00002A	(Share of Profit/(Loss)) Muir, Amber - Accumulation			12.29
(5,462.87)	53100/MUIJAK00002A	(Share of Profit/(Loss)) Muir, Jake - Accumulation			3,321.23

RM Resources Superannuation Fund



Trial Balance

As at 30 June 2022

Last Year	Code	Account Name	Units	Debits \$	Credits \$
(8,334.20)	53100/MUIKAT00002A	(Share of Profit/(Loss)) Muir, Kattie Jane - Accumulation			5,069.11
(32,052.52)	53100/MUIROB00002A	(Share of Profit/(Loss)) Muir, Robert Andrew - Accumulation			51.62
	53100/MUIROB00008P	(Share of Profit/(Loss)) Muir, Robert Andrew - Pension (Account Based Pension)			16,128.63
	53330	Income Tax			
0.62	53330/MUIAMB00002A	(Income Tax) Muir, Amber - Accumulation		0.77	
183.29	53330/MUIJAK00002A	(Income Tax) Muir, Jake - Accumulation		214.84	
279.63	53330/MUIKAT00002A	(Income Tax) Muir, Kattie Jane - Accumulation		327.95	
1,075.40	53330/MUIROB00002A	(Income Tax) Muir, Robert Andrew - Accumulation		3.39	
	53800	Contributions Tax			
220.82	53800/MUIKAT00002A	(Contributions Tax) Muir, Kattie Jane - Accumulation			0.00
153.04	53800/MUIROB00002A	(Contributions Tax) Muir, Robert Andrew - Accumulation		158.50	
	54160	Pensions Paid			
	54160/MUIROB00008P	(Pensions Paid) Muir, Robert Andrew - Pension (Account Based Pension)		103,426.95	
	54500	Benefits Paid/Transfers Out			
10,000.00	54500/MUIROB00002A	(Benefits Paid/Transfers Out) Muir, Robert Andrew - Accumulation			0.00
	56100	Internal Transfers In			
	56100/MUIROB00008P	(Internal Transfers In) Muir, Robert Andrew - Pension (Account Based Pension)			283,225.20
	57100	Internal Transfers Out			
	57100/MUIROB00002A	(Internal Transfers Out) Muir, Robert Andrew - Accumulation		283,225.20	
	60400	Bank Accounts			
2,284.55	60400/ANZ379425264	ANZ Business Advantage Account 3794-25264		12.42	
3,152.41	60400/ANZ379425758	ANZ Business Online Saver 3794-25758		312,058.18	
721.26	60400/CBA10304124	CBA Direct Investment Acc		3,352.94	
	61800	Distributions Receivable			
8.53	61800/LLC.AX1	Lendlease Group		14.15	
	62550	Reinvestment Residual Account			

Trial Balance

As at 30 June 2022

Last Year	Code	Account Name	Units	Debits \$	Credits \$
11.40	62550/WPL.AX	Woodside Petroleum Ltd			0.00
1,000.00	65600	Bond			0.00
19.00	65700	ASIC Account			0.00
3,383.00	68000	Sundry Debtors			0.00
	72650	Fixtures and Fittings (at written down value) - Unitised			
175.00	72650/MUIRR040-001	Rangehood & oven	0.0000		0.00
600.00	72650/MUIRR040-002	Airconditioner	0.0000		0.00
2,436.00	72650/MUIRR040-003	Kitchen cabinets	0.0000		0.00
	77200	Real Estate Properties (Australian - Residential)			
300,000.00	77200/MUIRPROP	12/92 Sixth Avenue Maylands	0.0000		0.00
	77600	Shares in Listed Companies (Australian)			
2,092.50	77600/5GG.AX	Pentanet Limited	5,400.0000	1,458.00	
7,695.00	77600/AMP.AX	AMP Limited	6,840.0000	6,532.20	
18,297.50	77600/ANZ.AX	Australia And New Zealand Banking Group Limited	0.0000		0.00
2,734.40	77600/COL.AX	Coles Group Limited.	0.0000		0.00
4,692.90	77600/MQG.AX	Macquarie Group Limited	0.0000		0.00
10,488.00	77600/NAB.AX	National Australia Bank Limited	0.0000		0.00
2,910.00	77600/NEC.AX	Nine Entertainment Co. Holdings Limited	0.0000		0.00
10,324.00	77600/WBC.AX	Westpac Banking Corporation	0.0000		0.00
21,276.00	77600/WES.AX	Wesfarmers Limited	0.0000		0.00
9,883.45	77600/WPL.AX	Woodside Petroleum Ltd	0.0000		0.00
	78200	Units in Listed Unit Trusts (Australian)			
4,102.68	78200/LLC.AX1	Lendlease Group	358.0000	3,261.38	
(368.85)	85000	Income Tax Payable/Refundable		3,102.63	
(420.00)	86000	PAYG Payable			786.00
				829,238.02	829,238.02

Current Year Profit/(Loss): (78,451.46)

T - TAX RETURN

SMSF Tax Return

2022

1 Jul 2021—30 Jun 2022

TFN Recorded

PART A ELECTRONIC LODGMENT DECLARATION (FORM P, T, F, SMSF OR EX)

This declaration is to be completed where the tax return is to be lodged via the Tax Office's electronic lodgment service (ELS). It is the responsibility of the taxpayer to retain this declaration for a period of five years after the declaration is made, penalties may apply for failure to do so.

Privacy

The ATO is authorised by the *Taxation Administration Act 1953* to request the provision of tax file numbers (TFNs). The ATO will use the TFNs to identify each partner or beneficiary or entity in our records. It is not an offence not to provide the TFNs. However, you cannot lodge your tax return electronically if you do not quote your TFN.

Taxation law authorises the ATO to collect information and to disclose it to other government agencies. For information about your privacy go to ato.gov.au/privacy

The Australian Business Register

The Commissioner of Taxation, as Registrar of the Australian Business Register, may use the ABN and business details which you provide on this tax return to maintain the integrity of the register.

Please refer to the privacy statement on the Australian Business Register (ABR) website (www.abr.gov.au) for further information – it outlines our commitment to safeguarding your details.

Electronic Funds Transfer – Direct Debit

Where you have requested an EFT direct debit some of your details will be provided to your financial institution and the Tax Office's sponsor bank to facilitate the payment of your taxation liability from your nominated account.

<u>Tax File Number</u>	<u>Name of partnership, trust, fund or entity</u>	<u>Year</u>
TFN Recorded	RM Resources Superannuation Fund	2022

I authorise my tax agent to electronically transmit this tax return via the electronic lodgment service.

Important

Before making this declaration please check to ensure that all income has been disclosed and the tax return is true and correct in every detail. If you are in doubt about any aspect of the tax return, place all the facts before the Tax Office. The tax law provides heavy penalties for false or misleading statements on tax returns.

Declaration - I declare that:

- the information provided to my registered tax agent for the preparation of this tax return, including any applicable schedules is true and correct, and
- the agent is authorised to lodge this tax return.

Signature of partner, trustee or director	Date
---	------

PART B ELECTRONIC FUNDS TRANSFER CONSENT

This declaration is to be completed when an electronic funds transfer EFT of a refund is requested and the tax return is being lodged through the electronic lodgment service ELS.

This declaration must be signed by the taxpayer prior to the EFT details being transmitted to the Tax Office. If you elect for an EFT, all details below must be completed.

Important

Care should be taken when completing EFT details as the payment of any refund, including any family tax benefit, will be made to the account specified.

<u>Agent Ref No.</u>	<u>BSB Number</u>	<u>Account Number</u>	<u>Account Name</u>
24742602	066117	10304124	RM Resources Superannuation Fund

I authorise the refund to be deposited directly to the account specified.

Signature	Date
------------------	-------------

PART D TAX AGENTS CERTIFICATE (SHARED FACILITIES USERS ONLY)

<u>Client Ref</u>	<u>Agent Ref No.</u>	<u>Contact Name</u>	<u>Contact No.</u>
MUIRR040	24742602	Mora Wealth Accountants Pty Ltd	0893091233

Declaration - I declare that:

- I have prepared this tax return and/or family tax benefit tax claim in accordance with the information supplied by the taxpayer
- I have received a declaration made by the taxpayer that the information provided to me for the preparation of this document is true and correct, and
- I am authorised by the taxpayer to lodge this tax return and any applicable schedules that are attached.

Agent's Signature	Date
--------------------------	-------------

Section A: Fund information

Period start				01/07/2021
Period end				30/06/2022
1 TAX FILE NUMBER				TFN Recorded
2 NAME OF SELF-MANAGED SUPERANNUATION FUND (SMSF)				RM Resources Superannuation Fund
3 AUSTRALIAN BUSINESS NUMBER				43 133 504 240
4 CURRENT POSTAL ADDRESS				
Address	Town/City	State	Postcode	
PO Box 1792	Malaga	WA	6944	
5 ANNUAL RETURN STATUS				
Is this the first required return for a newly registered SMSF?				No
6 SMSF AUDITOR				
Title				Mr
First name				Anthony
Other name				William
Family name				Boys
Suffix				
SMSF auditor number				100014140
Contact number				61-410712708
Auditor Address	Town/City	State	Postcode	
PO Box 3376	RUNDLE MALL	SA	5000	
Date audit was completed				A
Was part A of the audit report qualified?				B No
Was part B of the audit report qualified?				C No
If Part B of the audit report was qualified, have the reported issues been rectified?				D
7 ELECTRONIC FUNDS TRANSFER (EFT)				
A. Fund's financial institution account details				
BSB number				066117
Account number				10304124
Account name				RM Resources Superannuation Fund
I would like my tax refunds made to this account				Yes
C. Electronic service address alias				BGLSF360
8 STATUS OF SMSF				
Australian superannuation fund?				A Yes
Fund benefit structure				B A
Does the fund trust deed allow acceptance of the Government's Super Co-contribution and Low Income Super Contribution?				C Yes

9 WAS THE FUND WOUND UP DURING THE YEAR?

Date fund was wound up

Have all tax lodgment and payment obligations been met?

10 EXEMPT CURRENT PENSION INCOME

Did the fund pay retirement phase superannuation income stream benefits to one or more members in the income year? Yes

Exempt current pension income amount **A** \$11,679.00Which method did you use to calculate your exempt current pension income? **B** UnsegregatedWas an actuarial certificate obtained? **D** YesDid the fund have any other income that was assessable? **E** Yes

Choosing 'No' means that you do not have any assessable income, including no-TFN quoted contributions. Go to Section C: Deductions and non-deductible expenses. **(Do not complete Section B: Income.)** If you are entitled to claim any tax offsets, you can list these at Section D: Income tax calculation statement.

Section B: Income**11 INCOME****Prior year losses brought forward**

Net Capital Losses from Collectables

Other Net Capital Losses \$55.00

Did you have a CGT event during the year? **G** YesHave you applied an exemption or rollover? **M** NoNet capital gain **A** \$9,936.00**Losses carried forward**

Net Capital Losses from Collectables

Other Net Capital Losses

Gross rent and other leasing and hiring **B** \$5,720.00Gross interest income **C** \$23.52 + \$0.41 \$23.00

Tax file number amounts withheld from gross interest \$0.00

Forestry managed investment scheme income **X**Gross foreign income **D1** \$9.00Net foreign income **D** \$9.00Australian franking credits from a New Zealand company income **E**Transfers from foreign funds income **F** Number 0Gross payments where ABN not quoted **H**Gross distribution from partnerships income **I**Unfranked dividends **J** \$137.00

Franked dividend income amount		K	\$1,374.00
Franking credit		L	\$588.00
Tax file number amounts withheld from dividends			
Gross distribution from trusts income		M	\$17.00
Assessable contributions	(R1 + R2 + R3 less R6)	R	\$1,056.00
Assessable employer contributions		R1	\$1,056.00
Assessable personal contributions		R2	
No-TFN-quoted contributions		R3	\$0.00
The transfer of liability to a Life Insurance Company or Pooled Superannuation Trust		R6	
Gross payments foreign resident income			
Other income			
Total other income		S	
Assessable income due to a changed tax status of the fund		T	
Net non-arm's length income	(Subject to 47% tax rate U1 + U2 + U3)	U	
Net non-arm's length private company dividends		U1	
Net non-arm's length trust distributions		U2	
Net other non-arm's length income		U3	
Gross income		W	\$18,860.00
Exempt current pension income		Y	\$11,679.00
Total assessable income		V	\$7,181.00

Section C: Deductions and non-deductible expenses

12 DEDUCTIONS

		Deductions		Non-Deductible Expenses
Interest expenses within Australia	A1		A2	
Interest expenses overseas	B1		B2	
Capital works expenditure	D1		D2	
Low value pool				
Capital allowance				
Other depreciation		\$81.00		\$156.00
Decline in value of depreciating assets	E1	\$81.00	E2	\$156.00
Insurance premiums – members	F1		F2	
SMSF auditor fee	H1	\$209.00	H2	\$398.00
Investment expenses	I1	\$555.00	I2	\$1,058.00
Management and administration expenses	J1	\$1,633.00	J2	\$2,127.00
Forestry managed investment scheme expense	U1		U2	
Other amounts	L1		L2	
Tax losses deducted	M1			
Totals	N	\$2,478.00	Y	\$3,739.00
Total SMSF expenses		(N + Y)	Z	\$6,217.00
Taxable income or loss		(TOTAL ASSESSABLE INCOME less TOTAL DEDUCTIONS)		O
				\$4,703.00

Section D: Income tax calculation statement

13 CALCULATION STATEMENT

Taxable income		A	\$4,703.00
Tax on taxable income		T1	\$705.45
Tax on no-TFN-quoted contributions		J	\$0.00
Gross tax		B	\$705.45
Non-refundable non-carry forward tax offsets	(C1 + C2)	C	\$0.30
Foreign income tax offset		C1	\$0.30
Rebates and tax offsets		C2	
Subtotal	(B less C – cannot be less than zero)	T2	\$705.15

Non-refundable carry forward tax offsets	(D1 + D2 + D3 + D4)	D	\$0.00
Early stage venture capital limited partnership tax offset		D1	\$0.00
Early stage venture capital limited partnership tax offset carried forward from previous year		D2	\$0.00
Early stage investor tax offset		D3	\$0.00
Early stage investor tax offset carried forward from previous year		D4	\$0.00
Subtotal	(T2 less D – cannot be less than zero)	T3	\$705.15
REFUNDABLE TAX OFFSETS	(E1 + E2 + E3 + E4)	E	\$588.97
Complying fund's franking credits tax offset		E1	\$588.97
No-TFN tax offset		E2	
National rental affordability scheme tax offset		E3	
Exploration credit tax offset		E4	\$0.00
Tax Payable		T5	\$116.18
Section 102AAM interest charge		G	
Eligible credits	(H1 + H2 + H3 + H5 + H6 + H8)	H	\$74.81
Credit for interest on early payments – amount of interest		H1	
Credit for tax withheld – foreign resident withholding (excluding capital gains)		H2	
Credit for tax withheld – where ABN or TFN not quoted (non-individual)		H3	\$74.81
Credit for TFN amounts withheld from payments from closely held trusts		H5	\$0.00
Credit for interest on no-TFN tax offset		H6	
Credit for amounts withheld from foreign resident capital gains withholding		H8	\$0.00
Tax offset refunds (Remainder of refundable tax offsets)		I	\$0.00
PAYG instalments raised		K	\$3,144.00
Supervisory levy		L	\$259.00
Supervisory levy adjustment for wound up funds		M	\$0.00
Supervisory levy adjustment for new funds		N	\$0.00
Amount refundable		S	\$2,843.63

Section E: Losses

14 LOSSES

Tax losses carried forward to later income years	U
Net capital losses carried forward to later income years	V

Section H: Assets and liabilities

15 ASSETS				
15a Australian managed investments				
Listed trusts			A	\$3,261.00
Unlisted trusts			B	
Insurance policy			C	
Other managed investments			D	
15b Australian direct investments				
Cash and term deposits	\$12.42 + \$312,058.18 + \$3,352.94		E	\$315,423.00
Debt securities			F	
Loans			G	
Listed shares			H	\$7,990.00
Unlisted shares			I	
Limited recourse borrowing arrangements				
Australian residential real property			J1	
Australian non-residential real property			J2	
Overseas real property			J3	
Australian shares			J4	
Overseas shares			J5	
Other			J6	
Property Count			J7	
Non-residential real property			K	
Residential real property			L	
Collectables and personal use assets			M	
Other assets	\$14 + \$3,103		O	\$3,117.00
15c Other investments				
Crypto-Currency			N	
15d Overseas direct investments				
Overseas shares			P	
Overseas non-residential real property			Q	
Overseas residential real property			R	
Overseas managed investments			S	
Other overseas assets			T	
Total Australian and overseas assets			U	\$329,791.00
15e In-house assets				
Did the fund have a loan to, lease to or investment in, related parties (known as in-house assets) at the end of the income year?			A	

15f Limited recourse borrowing arrangements

If the fund had an LRBA were the LRBA borrowings from a licensed financial institution?	A
Did the members or related parties of the fund use personal guarantees or other security for the LRBA?	B

16 LIABILITIES

Borrowings	V
Borrowings for limited recourse borrowing arrangements	V1
Permissible temporary borrowings	V2
Other borrowings	V3
Total member closing account balances	W \$329,005.00
Reserve accounts	X
Other liabilities	Y \$786.00
Total liabilities	Z \$329,791.00

17 TAXATION OF FINANCIAL ARRANGEMENTS (TOFA)

Total TOFA gains	H
Total TOFA losses	I

Section J: Other information

FAMILY TRUST ELECTION STATUS

Select the income year of the election	A
Family trust election revocation/variation code	B

INTERPOSED ENTITY ELECTION STATUS

Select the earliest income year elected	C
Interposed entity election revocation code	D

Section K : Declarations

PREFERRED TRUSTEE OR DIRECTOR CONTACT DETAILS

Title	Mr
First name	Robert Andrew
Other name	
Family name	Muir
Suffix	
Non-individual trustee name	Rm Resources Superannuation Pty Ltd
ABN of non-individual trustee	
Contact number	04 38975709
Email address	

TAX AGENT'S CONTACT DETAILS

Practice name	Mora Wealth Accountants Pty Ltd
Title	Mr
First name	Alex
Other name	
Family name	Mora
Suffix	
Contact number	08 93091233

HOURS TAKEN TO PREPARE AND COMPLETE THIS RETURN

Member 1 — Muir, Robert Andrew (TFN Recorded)

Account status	Open
Tax File Number	TFN Recorded
INDIVIDUAL NAME	
Title	Mr
Given name	Robert Andrew
Other given names	
Family name	Muir
Suffix	
Date of birth	2 Jan 1950
Date of death	
CONTRIBUTIONS	
Opening account balance	\$283,225.20
Employer contributions	A \$1,056.69
Principal Employer ABN	A1
Personal contributions	B
CGT small business retirement exemption	C
CGT small business 15 year exemption	D
Personal injury election	E
Spouse and child contributions	F
Other third party contributions	G
Proceeds from primary residence disposal	H
Receipt date	H1
Assessable foreign superannuation fund amount	I
Non-assessable foreign superannuation fund amount	J
Transfer from reserve: assessable amount	K
Transfer from reserve: non-assessable amount	L
Contributions from non-complying funds and previously non-complying funds	T
Any other contributions (including Super Co-contributions and Low Income Super Contributions)	M
Total Contributions	N \$1,056.69

OTHER TRANSACTIONS

Allocated earnings or losses	O	\$16,018.36
Inward rollovers and transfers	P	
Outward rollovers and transfers	Q	
TRIS Count		
Accumulation phase account balance	S1	\$946.42
Retirement phase account balance – Non CDBIS	S2	\$195,926.88
Retirement phase account balance – CDBIS	S3	
Accumulation phase value	X1	
Retirement phase value	X2	
Outstanding Limited recourse borrowing arrangement	Y	
Lump Sum payment	R1	
Income stream payment	R2	\$103,426.95
Closing account balance	S	\$196,873.30

Member 2 — Muir, Kattie Jane (TFN Recorded)

Account status	Open
Tax File Number	TFN Recorded
INDIVIDUAL NAME	
Title	Miss
Given name	Kattie Jane
Other given names	
Family name	Muir
Suffix	
Date of birth	29 Sep 1987
Date of death	
CONTRIBUTIONS	
Opening account balance	\$74,973.68
Employer contributions	A
Principal Employer ABN	A1
Personal contributions	B
CGT small business retirement exemption	C
CGT small business 15 year exemption	D
Personal injury election	E
Spouse and child contributions	F
Other third party contributions	G
Proceeds from primary residence disposal	H
Receipt date	H1
Assessable foreign superannuation fund amount	I
Non-assessable foreign superannuation fund amount	J
Transfer from reserve: assessable amount	K
Transfer from reserve: non-assessable amount	L
Contributions from non-complying funds and previously non-complying funds	T
Any other contributions (including Super Co-contributions and Low Income Super Contributions)	M
Total Contributions	N

OTHER TRANSACTIONS

Allocated earnings or losses	O	\$4,741.16
Inward rollovers and transfers	P	
Outward rollovers and transfers	Q	
TRIS Count		
Accumulation phase account balance	S1	\$79,714.84
Retirement phase account balance - Non CDBIS	S2	
Retirement phase account balance - CDBIS	S3	
Accumulation phase value	X1	
Retirement phase value	X2	
Outstanding Limited recourse borrowing arrangement	Y	
Lump Sum payment	R1	
Income stream payment	R2	
Closing account balance	S	\$79,714.84

Member 3 — Muir, Amber (TFN Recorded)

Account status	Open
Tax File Number	TFN Recorded
INDIVIDUAL NAME	
Title	Miss
Given name	Amber
Other given names	
Family name	Muir
Suffix	
Date of birth	31 Dec 1992
Date of death	
CONTRIBUTIONS	
Opening account balance	\$179.50
Employer contributions	A
Principal Employer ABN	A1
Personal contributions	B
CGT small business retirement exemption	C
CGT small business 15 year exemption	D
Personal injury election	E
Spouse and child contributions	F
Other third party contributions	G
Proceeds from primary residence disposal	H
Receipt date	H1
Assessable foreign superannuation fund amount	I
Non-assessable foreign superannuation fund amount	J
Transfer from reserve: assessable amount	K
Transfer from reserve: non-assessable amount	L
Contributions from non-complying funds and previously non-complying funds	T
Any other contributions (including Super Co-contributions and Low Income Super Contributions)	M
Total Contributions	N

OTHER TRANSACTIONS

Allocated earnings or losses	O	\$11.52
Inward rollovers and transfers	P	
Outward rollovers and transfers	Q	
TRIS Count		
Accumulation phase account balance	S1	\$191.02
Retirement phase account balance - Non CDBIS	S2	
Retirement phase account balance - CDBIS	S3	
Accumulation phase value	X1	
Retirement phase value	X2	
Outstanding Limited recourse borrowing arrangement	Y	
Lump Sum payment	R1	
Income stream payment	R2	
Closing account balance	S	\$191.02

Member 4 — Muir, Jake (TFN Recorded)Account status OpenTax File Number TFN Recorded**INDIVIDUAL NAME**Title MrGiven name Jake

Other given names

Family name Muir

Suffix

Date of birth 5 May 1990

Date of death

CONTRIBUTIONSOpening account balance \$49,120.35Employer contributions **A**Principal Employer ABN **A1**Personal contributions **B**CGT small business retirement exemption **C**CGT small business 15 year exemption **D**Personal injury election **E**Spouse and child contributions **F**Other third party contributions **G**Proceeds from primary residence disposal **H**Receipt date **H1**Assessable foreign superannuation fund amount **I**Non-assessable foreign superannuation fund amount **J**Transfer from reserve: assessable amount **K**Transfer from reserve: non-assessable amount **L**Contributions from non-complying funds and previously non-complying funds **T**Any other contributions (including Super Co-contributions and Low Income Super Contributions) **M****Total Contributions** **N**

OTHER TRANSACTIONS

Allocated earnings or losses	O	\$3,106.39
Inward rollovers and transfers	P	
Outward rollovers and transfers	Q	
TRIS Count		
Accumulation phase account balance	S1	\$52,226.74
Retirement phase account balance - Non CDBIS	S2	
Retirement phase account balance - CDBIS	S3	
Accumulation phase value	X1	
Retirement phase value	X2	
Outstanding Limited recourse borrowing arrangement	Y	
Lump Sum payment	R1	
Income stream payment	R2	
Closing account balance	S	\$52,226.74

Capital Gains Tax Schedule

1 CURRENT YEAR CAPITAL GAINS AND CAPITAL LOSSES	Capital gains	Capital losses
Shares in companies listed on an Australian securities exchange	\$19,520.00	\$3,201.00
Other shares		
Units in unit trusts listed on an Australian securities exchange	\$8.00	
Other units		
Real estate situated in Australia	\$211,578.00	\$212,946.00
Other real estate		
Amount of capital gains from a trust (including a managed fund)		
Collectables		
Other CGT assets and any other CGT events		
Amount of capital gain previously deferred under transitional CGT relief for superannuation funds	\$0.00	
Total current year	\$231,106.00	\$216,147.00
2 CAPITAL LOSSES		
Total current year capital losses applied		\$216,147.00
Total prior year net capital losses applied		\$55.00
Total capital losses transferred in applied (only for transfers involving a foreign bank branch or permanent establishment of a foreign financial entity)		
Total capital losses applied		\$216,202.00
3 UNAPPLIED NET CAPITAL LOSSES CARRIED FORWARD		
Net capital losses from collectables carried forward to later income years		
Other net capital losses carried forward to later income years		
4 CGT DISCOUNT		
Total CGT discount applied		\$4,968.00
5 CGT CONCESSIONS FOR SMALL BUSINESS		
Small business active asset reduction		
Small business retirement exemption		
Small business rollover		
Total small business concessions applied		\$0.00
6 NET CAPITAL GAIN		
		\$9,936.00
1J less 2E less 4A less 5D (cannot be less than zero). Amount will appear at label A, Net capital gain on your tax return		
7 EARNOUT ARRANGEMENTS		
Income year earnout right created		
Amended net capital gain or capital losses carried forward		

8 OTHER CGT INFORMATION REQUIRED (IF APPLICABLE)

Small business 15 year exemption – exempt capital gains	A
Capital gains disregarded by a foreign resident	B
Capital gains disregarded as a result of a scrip for scrip rollover	C
Capital gains disregarded as a result of an inter-company asset rollover	D
Capital gains disregarded by a demerging entity	E

Worksheets

10 EXEMPT CURRENT PENSION INCOME	
EXEMPT CURRENT PENSION INCOME AMOUNT	
Description	Amount
Imported from SF360	\$11,679.00
Total	\$11,679.00

11 INCOME	
B Gross rent and other leasing and hiring	
Description	Amount
Imported from SF360	\$5,720.00
Total	\$5,720.00

C Gross interest income		Tax Withheld	Interest
Description			
Imported from SF360		\$0.00	\$23.00
Total		\$0.00	\$23.00

D1 Gross foreign income	
Description	Amount
Imported from SF360	\$9.00
Total	\$9.00

D Net foreign income	
Description	Amount
Imported from SF360	\$9.00
Total	\$9.00

M Gross distribution from trusts income	
Description	Amount
Imported from SF360	\$17.00
Total	\$17.00

12 DEDUCTIONS			
OTHER DEPRECIATION			
Description	Deductible	Non deductible	
Imported from SF360	\$81.00	\$156.00	
Total	\$81.00	\$156.00	

H SMSF auditor fee			
Description	Deductible	Non deductible	
Imported from SF360	\$209.00	\$398.00	
Total	\$209.00	\$398.00	

I Investment Expenses

Description	Deductible	Non deductible
Imported from SF360	\$555.00	\$1,058.00
Total	\$555.00	\$1,058.00

J Management and administration expenses

Description	Deductible	Non deductible
Imported from SF360	\$1,633.00	\$2,127.00
Total	\$1,633.00	\$2,127.00

13 CALCULATION STATEMENT

D1 Early stage venture capital limited partnership tax offset

Description	Amount
Imported from SF360	\$0.00
Total	\$0.00

D2 Early stage venture capital limited partnership tax offset carried forward from previous year

Description	Amount
Imported from SF360	\$0.00
Total	\$0.00

D3 Early stage investor tax offset

Description	Amount
Imported from SF360	\$0.00
Total	\$0.00

D4 Early stage investor tax offset carried forward from previous year

Description	Amount
Imported from SF360	\$0.00
Total	\$0.00

H5 Credit for TFN amounts withheld from payments from closely held trusts

Description	Amount
Imported from SF360	\$0.00
Total	\$0.00

H8 Credit for amounts withheld from foreign resident capital gains withholding

Description	Amount
Imported from SF360	\$0.00
Total	\$0.00

K PAYG INSTALMENTS RAISED

Description	Amount
Imported from SF360	\$3,144.00
Total	\$3,144.00

15 ASSETS**15a AUSTRALIAN MANAGED INVESTMENTS****A Listed trusts**

Description	Amount
Imported from SF360	\$3,261.00
Total	\$3,261.00

15b AUSTRALIAN DIRECT INVESTMENTS**E Cash and term deposits**

Description	Amount
Imported from SF360	\$315,423.00
Total	\$315,423.00

H Listed shares

Description	Amount
Imported from SF360	\$7,990.00
Total	\$7,990.00

O Other assets

Description	Amount
Imported from SF360	\$3,117.00
Total	\$3,117.00

16 LIABILITIES**Y Other liabilities**

Description	Amount
Imported from SF360	\$786.00
Total	\$786.00

W - WORKING PAPER

RM Resources Superannuation Fund

Investment Income Comparison Report



As at 30 June 2022

Investment	Ledger Data				ASX & UUT Data							
	Transaction Date	Income Amount	Franking Credit	Date Payable	Ex Div/Dist Date	Units On Hand	45 Day Qualified	Amount per share/unit	Estimated Income	Estimated Franking*		
Reconciled												
Shares in Listed Companies (Australian)												
ANZ.AX	Australia And New Zealand Banking Group Limited	01/07/2021	455.00	195.00	01/07/2021	10/05/2021	650.00	650.00	0.7000	455.00	195.00	
COL.AX	Coles Group Limited.	28/09/2021	44.80	19.20	28/09/2021	26/08/2021	160.00	160.00	0.2800	44.80	19.20	
MQG.AX	Macquarie Group Limited	02/07/2021	100.50	17.23	02/07/2021	17/05/2021	30.00	30.00	3.3500	100.50	17.23	
MQG.AX	Macquarie Group Limited	14/12/2021	81.60	13.99	14/12/2021	08/11/2021	30.00	30.00	2.7200	81.60	13.99	
NAB.AX	National Australia Bank Limited	02/07/2021	240.00	102.86	02/07/2021	13/05/2021	400.00	400.00	0.6000	240.00	102.86	
NEC.AX	Nine Entertainment Co. Holdings Limited	20/10/2021	55.00	23.57	20/10/2021	09/09/2021	1,000.00	1,000.00	0.0550	55.00	23.57	
WES.AX	Wesfarmers Limited	07/10/2021	324.00	138.86	07/10/2021	01/09/2021	360.00	360.00	0.9000	324.00	138.86	
WPL.AX	Woodside Petroleum Ltd	24/09/2021	182.60	78.26	24/09/2021	30/08/2021	445.00	445.00	0.4103	182.60	78.26	
			1,483.50	588.97	\$1433.50(\$1,483.50 - \$50(TFN)) + \$15.43(\$28.43 - \$13(TFN)) = \$1,448.93				9.0153	1,483.50	588.97	
Unreconciled												
Units in Listed Unit Trusts (Australian)												
LLC.AX**	Lendlease Group	15/09/2021	28.43	0.00	15/09/2021	20/08/2021	358.00	358.00	0.1200	42.96	0.00	
LLC.AX**	Lendlease Group	16/03/2022	10.98		16/03/2022	25/02/2022	358.00	358.00	0.0500	17.90	0.00	
LLC.AX**	Lendlease Group	30/06/2022	25.96		\$10.98 + \$14.15[\$25.96 - \$11.81(TFN)] = \$25.13							
			65.37	0.00					0.1700	60.86	0.00	
			1,548.87	588.97					9.1853	1,544.36	588.97	

*Franking credit is estimated using 45 day qualified units. The estimation might not be accurate for preference shares and hedging arrangements.

**For stapled securities, income may be unreconciled due to ASX data including dividend and distribution components that are recognised in different financial years.

RM Resources Superannuation Fund
Distribution Reconciliation Report



For The Period 01 July 2021 - 30 June 2022

Date	Non Primary Production Income (A) * ₁					Distributed Capital Gains (B) * ₂					Foreign Income * ₃		Non-Assessable			Taxable Income
	Payment Received	Franked	Unfranked	Interest/ Other	Franking Credits	Discounted (After Discount)	Rate * ₅	CGT Concession	Indexed	Other	Foreign Income	Foreign Credits	Tax Exempt	Tax Free	Tax Deferred / AMIT * ₆	
Units in Listed Unit Trusts (Australian)																
LLC.AX Lendlease Group																
16/03/2022	10.98								I							0.00
30/06/2022	14.15			17.28		4.10	I	4.10			8.57	0.86			2.89	30.81
	25.13			17.28		4.10		4.10			8.57	0.86			2.89	30.81
<i>Net Cash Distribution:</i>	25.13															
	25.13			17.28		4.10		4.10			8.57	0.86			2.89	30.81

RM Resources Superannuation Fund Distribution Reconciliation Report



For The Period 01 July 2021 - 30 June 2022

Date	Non Primary Production Income (A) * ₁				Distributed Capital Gains (B) * ₂				Foreign Income * ₃		Non-Assessable				Taxable Income	
	Payment Received	Franked	Unfranked	Interest/ Other	Franking Credits	Discounted (After Discount)	Rate * ₅	CGT Concession	Indexed	Other	Foreign Income	Foreign Credits	Tax Exempt	Tax Free		Tax Deferred / AMIT * ₆
TOTAL	25.13			17.28		4.10		4.10			8.57	0.86			2.89	30.81

Total Distributed Gains

Discount Rate	Discounted	Gross
Superfund 1/3	0.00	0.00
Individual 50%(I)	4.10	8.20
Total	4.10	8.20

*₁ Summary of Non Primary Production Income (A)

Tax Label	Franked	Unfranked	Interest/Other	Less Other Deduction	Income Before Credits * ₇	Franking Credits	Total Including Credits
11M Gross trust distributions			17.28		17.28		17.28

*₂ Forms part of the Net Capital Gains calculation for Tax Label 11A.

*₃ Forms part of the Foreign Credits calculation for Tax Label 11D, D1, 13C1.

*₄ Taxable Income is designed to match Tax Statement provided by Fund Manager.

Taxable Income in the SMSF Annual Return will be different due to application of Capital Losses in Net Capital Gain calculation and application of different discount method.

*₅ This is the discount rate selected for the transaction. "S" being Super Funds at 1/3 and "I" being Individual at 50%.

*₆ AMIT cost base net increase is reflected as negative amount i.e. negative tax deferred and AMIT cost base net decrease is reflected as positive amount i.e. positive tax deferred.

*₇ Sum of Income Before Credits reconciles with Taxable Trust Distributions in Statement of Taxable Income.

^ Variance between Payment Received and Net Cash Distribution.

RM Resources Superannuation Fund

Contributions Breakdown Report



For The Period 01 July 2021 - 30 June 2022

Summary

Member	D.O.B	Age (at 30/06/2021)	Total Super Balance (at 30/06/2021) *1	Concessional	Non-Concessional	Other	Reserves	Total
Muir, Amber	Provided	28	179.50	0.00	0.00	0.00	0.00	0.00
Muir, Jake	Provided	31	49,120.35	0.00	0.00	0.00	0.00	0.00
Muir, Kattie Jane	Provided	33	74,973.68	0.00	0.00	0.00	0.00	0.00
Muir, Robert Andrew	Provided	71 *3	283,225.20	1,056.69	0.00	0.00	0.00	1,056.69
All Members				1,056.69	0.00	0.00	0.00	1,056.69

*1 TSB can include information external to current fund's transaction records. The amount is per individual across all funds.

*3 Members aged 67 to 74 must satisfy work test or meet work test exemption criteria (applies from 1 July 2019) for your fund to accept non-mandated contributions (e.g. salary sacrifice, personal super contributions). NCC bring-forward arrangement is not available.

Contribution Caps

Member	Contribution Type	Contributions	Cap	Current Position
Muir, Amber	Concessional (5 year carry forward cap available)	0.00	102,500.00	102,500.00 Below Cap
	Non-Concessional	0.00	110,000.00	110,000.00 Below Cap
Muir, Jake	Concessional (5 year carry forward cap available)	0.00	99,175.88	99,175.88 Below Cap
	Non-Concessional	0.00	110,000.00	110,000.00 Below Cap
Muir, Kattie Jane	Concessional (5 year carry forward cap available)	0.00	80,708.81	80,708.81 Below Cap
	Non-Concessional	0.00	110,000.00	110,000.00 Below Cap
Muir, Robert Andrew	Concessional (5 year carry forward cap available)	1,056.69	97,307.69	96,251.00 Below Cap
	Non-Concessional	0.00	110,000.00	110,000.00 Below Cap
	COVID-19 Re-contribution	0.00	10,000.00	10,000.00 Below Cap

Carry Forward Unused Concessional Contribution Cap

Member	2017	2018	2019	2020	2021	2022	Current Position
--------	------	------	------	------	------	------	------------------

Muir, Amber							
Concessional Contribution Cap	30,000.00	25,000.00	25,000.00	25,000.00	25,000.00	27,500.00	
Concessional Contribution	4,724.20	2,397.20	0.00	0.00	0.00	0.00	
Unused Concessional Contribution	0.00	0.00	25,000.00	25,000.00	25,000.00	27,500.00	
Cumulative Carry Forward Unused	N/A	N/A	0.00	25,000.00	50,000.00	75,000.00	
Maximum Cap Available	30,000.00	25,000.00	25,000.00	50,000.00	75,000.00	102,500.00	102,500.00 Below Cap
Total Super Balance	0.00	18,121.52	170.43	163.28	161.77	179.50	
Muir, Jake							
Concessional Contribution Cap	30,000.00	25,000.00	25,000.00	25,000.00	25,000.00	27,500.00	
Concessional Contribution	7,522.17	1,208.40	1,887.64	1,436.48	0.00	0.00	
Unused Concessional Contribution	0.00	0.00	23,112.36	23,563.52	25,000.00	27,500.00	
Cumulative Carry Forward Unused	N/A	N/A	0.00	23,112.36	46,675.88	71,675.88	
Maximum Cap Available	30,000.00	25,000.00	25,000.00	48,112.36	71,675.88	99,175.88	99,175.88 Below Cap
Total Super Balance	0.00	42,837.25	42,832.81	42,782.05	43,840.77	49,120.35	
Muir, Kattie Jane							
Concessional Contribution Cap	30,000.00	25,000.00	25,000.00	25,000.00	25,000.00	27,500.00	
Concessional Contribution	7,453.90	7,383.59	7,843.90	12,475.20	1,472.09	0.00	
Unused Concessional Contribution	0.00	0.00	17,156.10	12,524.80	23,527.91	27,500.00	
Cumulative Carry Forward Unused	N/A	N/A	0.00	17,156.10	29,680.90	53,208.81	
Maximum Cap Available	30,000.00	25,000.00	25,000.00	42,156.10	54,680.90	80,708.81	80,708.81 Below Cap
Total Super Balance	0.00	45,943.65	51,118.69	55,687.19	65,667.84	74,973.68	
Muir, Robert Andrew							
Concessional Contribution Cap	35,000.00	25,000.00	25,000.00	25,000.00	25,000.00	27,500.00	
Concessional Contribution	34,419.78	8,148.51	0.00	4,172.04	1,020.27	1,056.69	
Unused Concessional Contribution	0.00	0.00	25,000.00	20,827.96	23,979.73	26,443.31	
Cumulative Carry Forward Unused	N/A	N/A	0.00	25,000.00	45,827.96	69,807.69	
Maximum Cap Available	35,000.00	25,000.00	25,000.00	50,000.00	70,827.96	97,307.69	96,251.00 Below Cap
Total Super Balance	0.00	270,366.81	270,828.39	260,539.32	261,380.85	283,225.20	

NCC Bring Forward Caps

Member	Bring Forward Cap	2019	2020	2021	2022	Total	Current Position
Muir, Amber	N/A	0.00	0.00	0.00	0.00	N/A	Bring Forward Not Triggered
Muir, Jake	N/A	0.00	0.00	0.00	0.00	N/A	Bring Forward Not Triggered
Muir, Kattie Jane	N/A	0.00	0.00	0.00	0.00	N/A	Bring Forward Not Triggered

RM Resources Superannuation Fund

General Ledger



As at 30 June 2022

Transaction Date	Description	Units	Debit	Credit	Balance \$
Interest Received (25000)					
<u>ANZ Business Online Saver 3794-25758 (ANZ379425758)</u>					
29/10/2021	CREDIT INTEREST PAID			0.10	0.10 CR
17/11/2021	CREDIT INTEREST PAID			0.68	0.78 CR
31/12/2021	CREDIT INTEREST PAID			2.14	2.92 CR
31/01/2022	CREDIT INTEREST PAID			3.16	6.08 CR
28/02/2022	CREDIT INTEREST PAID			2.40	8.48 CR
31/03/2022	CREDIT INTEREST PAID			2.65	11.13 CR
14/04/2022	CREDIT INTEREST PAID			2.48	13.61 CR
17/05/2022	CREDIT INTEREST PAID			2.73	16.34 CR
17/06/2022	CREDIT INTEREST PAID			7.18	23.52 CR
				23.52	23.52 CR
<u>CBA Direct Investment Acc (CBA10304124)</u>					
01/11/2021	Credit Interest			0.41	0.41 CR
				0.41	0.41 CR
Property Income (28000)					
<u>12/92 Sixth Avenue Maylands (MUIRPROP)</u>					
09/07/2021	TRANSFER FROM JAKE MUIR RENT			520.00	520.00 CR
23/07/2021	TRANSFER FROM JAKE MUIR RENT			520.00	1,040.00 CR
06/08/2021	TRANSFER FROM JAKE MUIR RENT			520.00	1,560.00 CR
20/08/2021	TRANSFER FROM JAKE MUIR RENT			520.00	2,080.00 CR
03/09/2021	TRANSFER FROM JAKE MUIR RENT			520.00	2,600.00 CR
17/09/2021	TRANSFER FROM JAKE MUIR RENT			520.00	3,120.00 CR
01/10/2021	TRANSFER FROM JAKE MUIR RENT			520.00	3,640.00 CR
15/10/2021	TRANSFER FROM JAKE MUIR RENT			520.00	4,160.00 CR
29/10/2021	TRANSFER FROM JAKE MUIR RENT			520.00	4,680.00 CR
12/11/2021	TRANSFER FROM JAKE MUIR RENT			520.00	5,200.00 CR
26/11/2021	TRANSFER FROM JAKE MUIR RENT			520.00	5,720.00 CR
				5,720.00	5,720.00 CR
Total Debits:	0.00				
Total Credits:	5,743.93				

RM Resources Superannuation Fund
General Ledger



As at 30 June 2022

Transaction Date	Description	Units	Debit	Credit	Balance \$
Accountancy Fees (30100)					
<u>Accountancy Fees (30100)</u>					
06/07/2021	ANZ INTERNET BANKING PAYMENT 478466 TO WEALTH SAFE		1,100.00		1,100.00 DR
06/07/2021	ANZ INTERNET BANKING PAYMENT 397249 TO WEALTH SAFE		242.00		1,342.00 DR
12/07/2021	ANZ INTERNET BANKING PAYMENT 349902 TO WEALTH SAFE		242.00		1,584.00 DR
28/02/2022	Transfer to other Bank NetBank Wealthsafe		1,207.00		2,791.00 DR
			2,791.00		2,791.00 DR
ATO Supervisory Levy (30400)					
<u>ATO Supervisory Levy (30400)</u>					
07/07/2021	ANZ INTERNET BANKING BPAY TAX OFFICE PAYMENT {476468}		259.00		259.00 DR
29/06/2022	Direct Credit 012721 ATO ATO009000O1627721I		259.00		518.00 DR
			518.00		518.00 DR
Auditor's Remuneration (30700)					
<u>Auditor's Remuneration (30700)</u>					
06/07/2021	ANZ INTERNET BANKING PAYMENT 478466 TO WEALTH SAFE		330.00		330.00 DR
28/02/2022	Transfer to other Bank NetBank Wealthsafe		278.00		608.00 DR
			608.00		608.00 DR
ASIC Fees (30800)					
<u>ASIC Fees (30800)</u>					
12/01/2022	ANZ INTERNET BANKING BPAY ASIC {666049}		56.00		56.00 DR
12/01/2022	ANZ INTERNET BANKING BPAY ASIC {665225}		276.00		332.00 DR
			332.00		332.00 DR
Bank Charges (31500)					
<u>Bank Charges (31500)</u>					
16/07/2021	ACCOUNT SERVICING FEE		10.00		10.00 DR
17/08/2021	ACCOUNT SERVICING FEE		10.00		20.00 DR
17/09/2021	ACCOUNT SERVICING FEE		10.00		30.00 DR
15/10/2021	ACCOUNT SERVICING FEE		10.00		40.00 DR
17/11/2021	ACCOUNT SERVICING FEE		10.00		50.00 DR
17/12/2021	ACCOUNT SERVICING FEE		10.00		60.00 DR
17/01/2022	ACCOUNT SERVICING FEE		10.00		70.00 DR
17/02/2022	ACCOUNT SERVICING FEE		10.00		80.00 DR
17/03/2022	ACCOUNT SERVICING FEE		10.00		90.00 DR
14/04/2022	ACCOUNT SERVICING FEE		10.00		100.00 DR
17/05/2022	ACCOUNT SERVICING FEE		10.00		110.00 DR
17/06/2022	ACCOUNT SERVICING FEE		10.00		120.00 DR
			120.00		120.00 DR
Depreciation (33400)					
<u>Rangehood & oven (MUIRR040-001)</u>					
15/12/2021	Depreciation 2022		16.00		16.00 DR
			16.00		16.00 DR

RM Resources Superannuation Fund
General Ledger



As at 30 June 2022

Transaction Date	Description	Units	Debit	Credit	Balance \$
<u>Airconditioner (MUIRR040-002)</u>					
15/12/2021	Depreciation 2022		55.00		55.00 DR
			55.00		55.00 DR
<u>Kitchen cabinets (MUIRR040-003)</u>					
15/12/2021	Depreciation 2022		167.00		167.00 DR
			167.00		167.00 DR
<u>Investment Expenses (37500)</u>					
<u>12/92 Sixth Ave Borrowing Costs (MUIRPROP2)</u>					
30/06/2022	To Write off Preliminary Expense(12/92 Sixth Ave Borrowing Costs)				0.00 DR
			0.00		0.00 DR
<u>Property Expenses - Strata Levy Fees (42100)</u>					
<u>12/92 Sixth Avenue Maylands (MUIRPROP)</u>					
02/09/2021	ANZ INTERNET BANKING BPAY DEFT PAYMENTS {173654}		574.58		574.58 DR
15/12/2021	SETTLEMENT FUNDS U12 92 SIXTH AVE			99.93	474.65 DR
			574.58	99.93	474.65 DR
<u>Property Expenses - Water Rates (42150)</u>					
<u>12/92 Sixth Avenue Maylands (MUIRPROP)</u>					
19/07/2021	WATER CORPORATION		160.07		160.07 DR
13/08/2021	ANZ INTERNET BANKING BPAY CITY OF BAYSWATER {948937}		1,533.50		1,693.57 DR
16/09/2021	ANZ INTERNET BANKING BPAY WATER CORPORATION {225897}		157.48		1,851.05 DR
16/11/2021	ANZ INTERNET BANKING BPAY WATER CORPORATION {168320}		157.48		2,008.53 DR
15/12/2021	SETTLEMENT FUNDS U12 92 SIXTH AVE			868.98	1,139.55 DR
			2,008.53	868.98	1,139.55 DR

Total Debits: 7,190.11

Total Credits: 968.91

Pension Summary

As at 30 June 2022



Member Name : Muir, Robert Andrew

Member Age : 71* (Date of Birth : Provided)

Member Code	Pension Type	Pension Start Date	Tax Free	Min / PF	Minimum	Maximum	Gross Pension Payments	PAYG	Net Pension Payment	Amount to reach Minimum
MUIROB0008P	Account Based Pension	01/07/2021	1.03%	2.50%	\$7,080.00*	N/A	\$103,426.95	\$0.00	\$103,426.95	NIL

*COVID-19 50% reduction has been applied to the minimum pension amount.

					\$7,080.00	\$0.00	\$103,426.95	\$0.00	\$103,426.95	\$0.00
--	--	--	--	--	-------------------	---------------	---------------------	---------------	---------------------	---------------

Total :

					\$7,080.00	\$0.00	\$103,426.95	\$0.00	\$103,426.95	\$0.00
--	--	--	--	--	-------------------	---------------	---------------------	---------------	---------------------	---------------

*Age as at 01/07/2021 or pension start date for new pensions.

RM Resources Superannuation Fund

Exempt Current Pension Income Reconciliation

For The Period 01 July 2021 - 30 June 2022



	Date	Account Code	Account Description	Taxable Amount	Actuary/Pool %	Exempt Amount
Label A						
Final calculations 01 July 2021 - 30 June 2022			Net Capital Gains	9,936.61	65.60 %	6,518.32
Segment - 01 July 2021 to 30 June 2022						
Label B						
	09/07/2021	28000/MUIRPROP	12/92 Sixth Avenue Maylands	520.00		
	23/07/2021	28000/MUIRPROP	12/92 Sixth Avenue Maylands	520.00		
	06/08/2021	28000/MUIRPROP	12/92 Sixth Avenue Maylands	520.00		
	20/08/2021	28000/MUIRPROP	12/92 Sixth Avenue Maylands	520.00		
	03/09/2021	28000/MUIRPROP	12/92 Sixth Avenue Maylands	520.00		
	17/09/2021	28000/MUIRPROP	12/92 Sixth Avenue Maylands	520.00		
	01/10/2021	28000/MUIRPROP	12/92 Sixth Avenue Maylands	520.00		
	15/10/2021	28000/MUIRPROP	12/92 Sixth Avenue Maylands	520.00		
	29/10/2021	28000/MUIRPROP	12/92 Sixth Avenue Maylands	520.00		
	12/11/2021	28000/MUIRPROP	12/92 Sixth Avenue Maylands	520.00		
	26/11/2021	28000/MUIRPROP	12/92 Sixth Avenue Maylands	520.00		
			Total	5,720.00	65.603 %	3,752.50
Label C						
	29/10/2021	25000/ANZ379425758	ANZ Business Online Saver 3794-25758	0.10		
	01/11/2021	25000/CBA10304124	CBA Direct Investment Acc	0.41		
	17/11/2021	25000/ANZ379425758	ANZ Business Online Saver 3794-25758	0.68		
	31/12/2021	25000/ANZ379425758	ANZ Business Online Saver 3794-25758	2.14		
	31/01/2022	25000/ANZ379425758	ANZ Business Online Saver 3794-25758	3.16		
	28/02/2022	25000/ANZ379425758	ANZ Business Online Saver 3794-25758	2.40		

RM Resources Superannuation Fund

Exempt Current Pension Income Reconciliation

For The Period 01 July 2021 - 30 June 2022



	Date	Account Code	Account Description	Taxable Amount	Actuary/Pool %	Exempt Amount
Label C						
	31/03/2022	25000/ANZ379425758	ANZ Business Online Saver 3794-25758	2.65		
	14/04/2022	25000/ANZ379425758	ANZ Business Online Saver 3794-25758	2.48		
	17/05/2022	25000/ANZ379425758	ANZ Business Online Saver 3794-25758	2.73		
	17/06/2022	25000/ANZ379425758	ANZ Business Online Saver 3794-25758	7.18		
			Total	23.93	65.603 %	15.70
Label D1						
	30/06/2022	23800/LLC.AX1	Lendlease Group	9.43		
			Total	9.43	65.603 %	6.19
Label J						
	02/07/2021	23900/MQG.AX	Macquarie Group Limited	60.30		
	15/09/2021	23900/LLC.AX1	Lendlease Group	28.43		
	14/12/2021	23900/MQG.AX	Macquarie Group Limited	48.96		
			Total	137.69	65.603 %	90.33
Label K						
	01/07/2021	23900/ANZ.AX	Australia And New Zealand Banking Group	455.00		
	02/07/2021	23900/MQG.AX	Macquarie Group Limited	40.20		
	02/07/2021	23900/NAB.AX	National Australia Bank Limited	240.00		
	24/09/2021	23900/WPL.AX	Woodside Petroleum Ltd	182.60		
	28/09/2021	23900/COL.AX	Coles Group Limited.	44.80		
	07/10/2021	23900/WES.AX	Wesfarmers Limited	324.00		
	20/10/2021	23900/NEC.AX	Nine Entertainment Co. Holdings Limited	55.00		
	14/12/2021	23900/MQG.AX	Macquarie Group Limited	32.64		

RM Resources Superannuation Fund

Exempt Current Pension Income Reconciliation

For The Period 01 July 2021 - 30 June 2022



	Date	Account Code	Account Description	Taxable Amount	Actuary/Pool %	Exempt Amount
Label K						
			Total	1,374.24	65.603 %	901.55
Label L						
	01/07/2021	23900/ANZ.AX	Australia And New Zealand Banking Group	195.00		
	02/07/2021	23900/MQG.AX	Macquarie Group Limited	17.23		
	02/07/2021	23900/NAB.AX	National Australia Bank Limited	102.86		
	24/09/2021	23900/WPL.AX	Woodside Petroleum Ltd	78.26		
	28/09/2021	23900/COL.AX	Coles Group Limited.	19.20		
	07/10/2021	23900/WES.AX	Wesfarmers Limited	138.86		
	20/10/2021	23900/NEC.AX	Nine Entertainment Co. Holdings Limited	23.57		
	14/12/2021	23900/MQG.AX	Macquarie Group Limited	13.99		
			Total	588.97	65.603 %	386.39
Label M						
	30/06/2022	23800/LLC.AX1	Lendlease Group	17.28		
			Total	17.28	65.603 %	11.34
Total Segment ECPI *						5,164.00
SMSF Annual Return Rounding						3.32
Total ECPI						11,679.00

* Total Segment ECPI does not include ECPI amounts from Label A. The total ECPI from Label A is shown separately at the start of the report.

RM Resources Superannuation Fund General Ledger



As at 30 June 2022

Transaction Date	Description	Units	Debit	Credit	Balance \$
Distributions Receivable (61800)					
<u>Lendlease Group (LLC.AX1)</u>					
01/07/2021	Opening Balance				8.53 DR
15/09/2021	Direct Credit 000226 LLC DIST AUD21/00846090			8.53	0.00 DR
30/06/2022	LLC Distribution Receivable		14.15		14.15 DR
			14.15	8.53	14.15 DR
Reinvestment Residual Account (62550)					
<u>Woodside Petroleum Ltd (WPL.AX)</u>					
01/07/2021	Opening Balance				11.40 DR
24/09/2021	USD 0.3, 0.3 FRANKED, 30% CTR, DRP 1.5% DISC		18.73		30.13 DR
24/09/2021	USD 0.3, 0.3 FRANKED, 30% CTR, DRP 1.5% DISC			11.40	18.73 DR
23/03/2022	Direct Credit 458106 WOODSIDE RES22/00102614			18.73	0.00 DR
			18.73	30.13	0.00 DR
Bond (65600)					
<u>Bond (65600)</u>					
01/07/2021	Opening Balance				1,000.00 DR
30/06/2022	Write off Bond amount			1,000.00	0.00 DR
				1,000.00	0.00 DR
ASIC Account (65700)					
<u>ASIC Account (65700)</u>					
01/07/2021	Opening Balance				19.00 DR
12/01/2022	ANZ INTERNET BANKING BPAY ASIC {666049}			9.00	10.00 DR
12/01/2022	ANZ INTERNET BANKING BPAY ASIC {665225}			10.00	0.00 DR
				19.00	0.00 DR
Sundry Debtors (68000)					
<u>Sundry Debtors (68000)</u>					
01/07/2021	Opening Balance				3,383.00 DR
30/06/2022	To Write off Sundry Debtors through Pension			3,383.00	0.00 DR
				3,383.00	0.00 DR
Total Debits:	32.88				
Total Credits:	4,440.66				

RM Resources Superannuation Fund

General Ledger



As at 30 June 2022

Transaction Date	Description	Units	Debit	Credit	Balance \$
Fixtures and Fittings (at written down value) - Unitised (72650)					
<u>Rangehood & oven (MUIRR040-001)</u>					
01/07/2021	Opening Balance	1.00			175.00 DR
15/12/2021	Depreciation 2022			16.00	159.00 DR
15/12/2021	SETTLEMENT FUNDS U12 92 SIXTH AVE	(1.00)		817.00	658.00 CR
15/12/2021	Unrealised Gain writeback as at 15/12/2021		658.00		0.00 DR
		0.00	658.00	833.00	0.00 DR
<u>Airconditioner (MUIRR040-002)</u>					
01/07/2021	Opening Balance	1.00			600.00 DR
15/12/2021	Depreciation 2022			55.00	545.00 DR
15/12/2021	SETTLEMENT FUNDS U12 92 SIXTH AVE	(1.00)		2,836.00	2,291.00 CR
15/12/2021	Unrealised Gain writeback as at 15/12/2021		2,291.00		0.00 DR
		0.00	2,291.00	2,891.00	0.00 DR
<u>Kitchen cabinets (MUIRR040-003)</u>					
01/07/2021	Opening Balance	1.00			2,436.00 DR
15/12/2021	Depreciation 2022			167.00	2,269.00 DR
15/12/2021	SETTLEMENT FUNDS U12 92 SIXTH AVE	(1.00)		7,500.00	5,231.00 CR
15/12/2021	Unrealised Gain writeback as at 15/12/2021		5,231.00		0.00 DR
		0.00	5,231.00	7,667.00	0.00 DR
Real Estate Properties (Australian - Residential) (77200)					
<u>12/92 Sixth Avenue Maylands (MUIRPROP)</u>					
01/07/2021	Opening Balance	3.00			300,000.00 DR
15/12/2021	SETTLEMENT FUNDS U12 92 SIXTH AVE	0.00	986.66		300,986.66 DR
15/12/2021	SETTLEMENT FUNDS U12 92 SIXTH AVE	(3.00)		327,969.18	26,982.52 CR
15/12/2021	Unrealised Gain writeback as at 15/12/2021		26,982.52		0.00 DR
30/06/2022	Revaluation - 30/06/2022 @ \$100,000.000000 (Exit) - 2.000000 Units on hand		211,833.00		211,833.00 DR
30/06/2022	Revaluation - 30/06/2022 @ \$0.000000 - 0.000000 Units on hand			211,833.00	0.00 DR
		0.00	239,802.18	539,802.18	0.00 DR
Total Debits:	247,982.18				
Total Credits:	551,193.18				

RM Resources Superannuation Fund
General Ledger



As at 30 June 2022

Transaction Date	Description	Units	Debit	Credit	Balance \$
Income Tax Payable/Refundable (85000)					
<u>Income Tax Payable/Refundable (85000)</u>					
01/07/2021	Opening Balance				368.85 CR
07/07/2021	ANZ INTERNET BANKING BPAY TAX OFFICE PAYMENT {476468}		1,367.71		998.86 DR
04/10/2021	ANZ INTERNET BANKING BPAY TAX OFFICE PAYMENT {895219} EFFECTIVE DATE 03 OCT 2021		786.00		1,784.86 DR
04/01/2022	TAX OFFICE PAYMENT {790607}		786.00		2,570.86 DR
05/04/2022	TAX OFFICE PAYMENTS NetBank BPAY 75556 431335042403360 ATO BAZ Jan Mar 22		786.00		3,356.86 DR
29/06/2022	Direct Credit 012721 ATO ATO009000016277211			998.86	2,358.00 DR
30/06/2022	June 2022 - PAYG Instalments		786.00		3,144.00 DR
30/06/2022	Create Entries - Franking Credits Adjustment - 30/06/2022		588.97		3,732.97 DR
30/06/2022	Create Entries - TFN Credits Adjustment - 30/06/2022		74.81		3,807.78 DR
30/06/2022	Create Entries - Foreign Credits Adjustment - 30/06/2022		0.30		3,808.08 DR
30/06/2022	Create Entries - Income Tax Expense - 30/06/2022			705.45	3,102.63 DR
			5,175.79	1,704.31	3,102.63 DR
PAYG Payable (86000)					
<u>PAYG Payable (86000)</u>					
01/07/2021	Opening Balance				420.00 CR
02/07/2021	ANZ INTERNET BANKING BPAY TAX OFFICE PAYMENT {883013}		420.00		0.00 DR
30/06/2022	June 2022 - PAYG Instalments			786.00	786.00 CR
			420.00	786.00	786.00 CR
Total Debits:	5,595.79				
Total Credits:	2,490.31				

10 February 2023

Reference number: 124738279

The Trustees
RM Resources Superannuation Fund
c/o Mora Wealth Accountants
PO Box 1792
MALAGA WA 6944

Dear Trustees,

SECTION 295.390 ACTUARY'S CERTIFICATE OF EXEMPT INCOME

This certificate has been prepared for the Trustees of RM Resources Superannuation Fund to certify the exempt income proportion in accordance with section 295.390 of the Income Tax Assessment Act ("ITAA") 1997 for the 2021/22 income year.

I hereby certify that the proportion of the applicable income of RM Resources Superannuation Fund ("the Fund") for the year ending 30 June 2022 that should be exempt from income tax is: **65.603%**

This exempt income proportion does not apply to income earned on segregated current pension assets and segregated non-current assets.

Further details of my calculation and the information on which it is based are contained in the appendices and covering email. These form part of my report and should be read in their entirety.

- ◆ Appendix A: Information used to calculate the exempt income proportion
- ◆ Appendix B: Fund liabilities
- ◆ Appendix C: Exempt current pension income result and adequacy opinion
- ◆ Appendix D: Apportioning expenses

I confirm that this actuarial certificate has been prepared in accordance with Professional Standard 406 issued by the Institute of Actuaries of Australia and other relevant professional standards and guidance notes.

Yours sincerely,



Doug McBirnie, B.Sc. (Hons), FIAA

Appendix A – Information used to calculate the exempt income proportion

Fund data and financials

This certificate has been prepared at the request of, and based on data supplied by, Mora Wealth Accountants on behalf of the Trustees for the 2021/22 income year. A summary of the data supplied to us for the purpose of calculating the exempt income proportion is provided below:

Name of fund: RM Resources Superannuation Fund
Fund ABN: 43133504240
Trustee: Rm Resources Superannuation Pty Ltd
Members: (1) Robert Andrew Muir
(2) Kattie Jane Muir
(3) Amber Muir
(4) Jake Muir

	Member 1	Member 2	Member 3	Member 4
Date of birth	2 Jan 1950	29 Sep 1987	31 Dec 1992	5 May 1990
Value of retirement phase income streams as at 1 Jul 2021	\$0	\$0	\$0	\$0
Value of retirement phase income streams at 1 Jul 2021 excluding liabilities in respect to segregated current pension assets.	\$0	\$0	\$0	\$0
Retirement phase income stream(s) commenced	1 Jul 2021			

The aggregate operating statement information is:

Assets available at 1 July 2021	\$407,499
Plus	
Concessional contributions	\$1,057
Less	
Pension payments and lump sum withdrawals	\$103,427
Equals	
Balance before income and expenses	\$305,128
Preliminary net income	\$23,937
Gross assets available at year end (before tax)	\$329,066

We understand that the financial information provided to us when applying for this certificate may be unaudited. Should the financial information provided to us change, as a result of audit or otherwise, this may affect the results of our calculations and we recommend you apply for an amended certificate.

In addition to relying on the data provided to us, we have made the following assumption when completing this actuarial certificate:

- ◆ Member One commenced an account-based pension with their entire accumulation balance on 1 July 2021 allowing for any transactions that occurred on that date, with a purchase price of \$283,225.20.

The information provided to us indicated that this Fund did not have disregarded small fund assets, as defined in section 295.387 of the ITAA 1997. Based on the information provided to us, there were no segregated current pension assets or segregated non-current assets during the income year.

Minimum pension standards

Based on the information provided, the Fund contains only accumulation and account-based type income stream benefits (commonly referred to as pensions). These include allocated pensions, market linked pensions, and account-based income streams (including transition to retirement pensions). The Fund contains no other types of income stream benefits such as defined benefits in growth or pension phase.

The Superannuation Industry Supervision (SIS) Regulations for account-based income streams include a requirement for a minimum amount to be paid to the member over the year depending on the member's age, opening account balance date of commencement. Where the minimum pension standards are not met the earnings on the assets supporting that income stream may not be eligible for an exemption from income tax, and the exempt income proportion shown in this certificate may not be correct. It was confirmed upon submission of the data for this report that all assets shown as supporting retirement phase superannuation income streams are eligible for an exemption from income tax by virtue of having met the minimum pension standards for the Income year. We have not checked that this is the case and recommend that the Fund's auditor satisfies him or herself that the relevant standards have been met.

Appendix B – Fund liabilities

Segregated current pension assets

Section 295.385 of the ITAA 1997 defines segregated current pension assets as those assets that are set aside to solely support retirement phase income streams. Assessable income (excluding non-arm's length income and assessable contributions) earned on these assets is exempt from income tax.

Guidance from the Australian Tax Office states that where a fund's only superannuation liabilities are in respect of account-based retirement phase income streams at a particular point in time, the fund's assets are deemed to be segregated current pension assets. The eligible income earned during a period where a fund is 100% in retirement phase is therefore exempt from tax under the segregated method.

However, as long as the fund was not solely in retirement phase for the entire income year, trustee(s) can choose to treat periods of the year where the fund is 100% in retirement phase as unsegregated and therefore claim exempt income solely using the proportionate method. Trustee(s) must choose to claim exempt income in this manner as, if no choice is made, periods which are 100% in retirement phase must claim exempt income under the segregated method.

An exception to the above is where a fund has disregarded small fund assets and is therefore unable to use the segregated method. Disregarded small fund assets are defined under section 295.387 of ITAA 1997 and apply where an SMSF or small-APRA fund have a retirement phase income stream in an income year and at the previous 30 June:

- ◆ A member of the fund had a total superannuation balance (including accounts outside that fund) of over \$1.6 million, and
- ◆ That member was the recipient of a retirement phase income stream in any fund.

A fund will not have disregarded small fund assets if all fund assets were solely supporting retirement phase interests for the entire income year.

Based on the information provided, our calculations assume that:

- ◆ The Fund did not have disregarded small fund assets for the 2022 income year and therefore was eligible to claim ECPI using the segregated method.

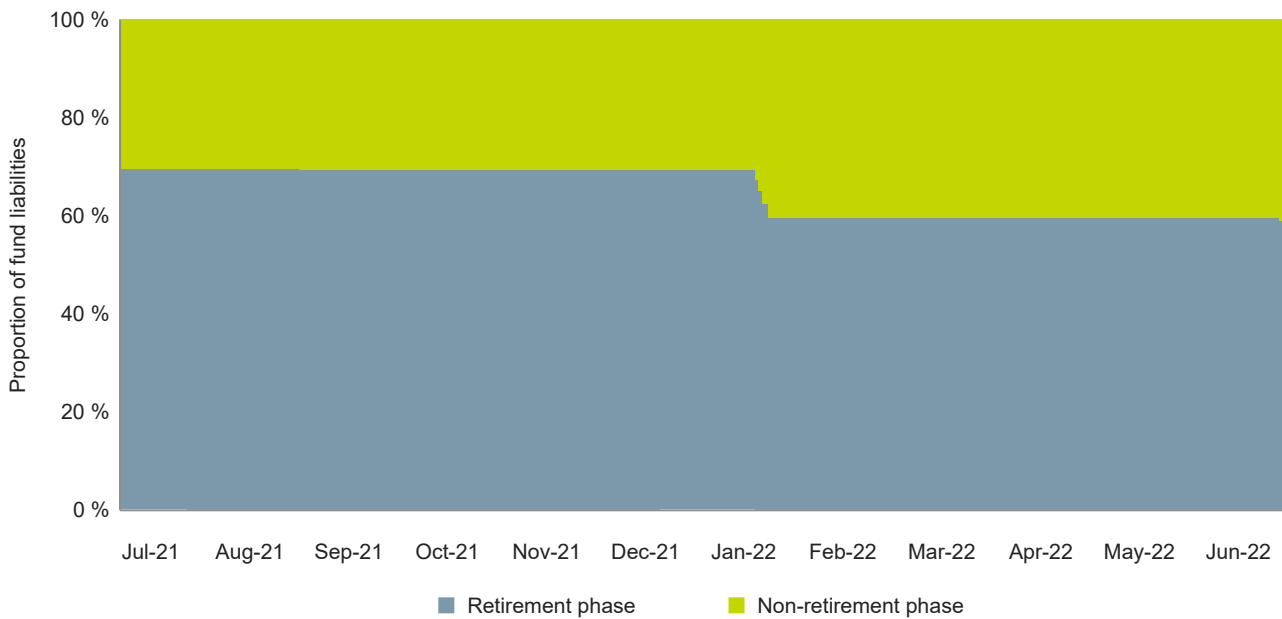
We understand that the Fund had no segregated current pension assets during the income year.

Segregated non-current assets

Segregated non-current assets as defined in section 295.395 of ITAA 1997 are those assets set aside solely to support non-retirement phase superannuation liabilities such as accumulation interests. A separate actuary's certificate is required in order to segregate such assets. We understand that the Fund had no segregated non-current assets during the income year.

Illustration of liabilities

The following chart illustrates the Fund's liabilities during the income year:



The green non-retirement phase liabilities represent accumulation interests, reserves and non-retirement phase transition to retirement income streams in the Fund over the income year. The grey unsegregated retirement phase liabilities represent retirement phase income streams that were not segregated current pension assets.

The liabilities shown in grey and green are those that are used to calculate the exempt income proportion. These liabilities are known as 'unsegregated' and eligible income earned on assets supporting these liabilities will claim ECPI based on the exempt income proportion in this actuarial certificate.

Appendix C - Exempt income proportion results and adequacy opinion

Exempt income proportion

Superannuation funds claiming exempt current pension income ("ECPI") under section 295.390 of the ITAA 1997, known as the proportionate or unsegregated method, are required to obtain an actuary's certificate prior to lodgement of the fund's income tax return. The proportion of the applicable income, excluding income earned on segregated current pension assets and segregated non-current assets, for the year ending 30 June 2022 that should be exempt from income tax is calculated as follows:

$$\frac{\text{Average value of current pension liabilities}}{\text{Average value of superannuation liabilities}} = \frac{\$238,484}{\$363,528} = 65.603\%$$

Within the requirements of legislation and the Fund's Trust Deed and Rules, the Trustees may have discretion about how income and expenses are allocated at the member level. We have not checked the terms of the Fund's Trust Deed and Rules. The daily weighted average calculation of the exempt income proportion provides a fair and reasonable method of apportioning these items between the member accounts at year end for income earned on assets that are not segregated assets and is provided below:

	Member 1	Member 2	Member 3	Member 4	Fund
Exempt income proportion	65.603%	0.000%	0.000%	0.000%	65.603%
Non-exempt income proportion	0.212%	20.624%	0.049%	13.512%	34.397%

The above proportions are unlikely to be appropriate for allocating income earned on segregated assets.

Calculating the fund's exempt current pension income for the purpose of your tax return

The exempt income proportion is applied to net ordinary assessable income including net capital gains, but excluding assessable contributions, non-arm's length income and income including capital gains or losses derived from any segregated assets. The Trustee would calculate ECPI as follows:

Total ECPI = Eligible income * Exempt income proportion + Income on segregated current pension assets

Unutilised capital losses (except capital losses on segregated current pension assets) can be carried forward until they can be offset against assessable capital gains.

Adequacy opinion and methodology

By definition, the liabilities of an account-based member interest or reserve at a particular time, in the absence of any unusual terms or guarantees, are equal to the value of the assets backing it. Therefore no specific assumption has been made (or is needed) regarding rates of return on the Fund's assets; pension increases; or the liability calculation discount rate. As such, I am satisfied that the amount of the assets at the end of the year, if accumulated together with the Fund's future earnings and contributions, will provide the amount required to discharge in full the liabilities as they fall due. No recommendation is needed with regard to future contributions.

The average values used in the exempt income proportion are determined using a daily weighted average calculation which takes into account relevant information such as the opening balances of each member account, any reserves, and the size and timing of any member transactions during the income year. Unless otherwise stated, all member transactions including pension commencements and commutations are assumed to occur immediately at the start of each day. More information on the methodology used can be found at <https://portal.accurium.com.au/content/certs/methodology-guide.pdf>

Appendix D - Apportioning expenses

Methods for apportioning expenses

A superannuation fund can generally deduct expenses to the extent they were incurred in producing assessable income. Where an expense can be attributed to solely producing assessable income then it can be deducted from assessable income in its entirety. Where it is solely attributable to non-assessable income it is entirely non-deductible. However, expenses that cannot be attributed to solely producing exempt income or solely producing assessable income need to be apportioned to determine how much can be deducted.

A fair and reasonable approach must be used to determine what proportion of such an expense can be deducted. A common industry approach has used the tax exempt proportion provided in the fund's actuarial certificate to determine an appropriate deductibility proportion as follows:

$$\text{Expense deductibility proportion} = 1 - \text{actuarial exempt income proportion}$$

This generally represents the proportion of fund's total income that is assessable during an income year. It is therefore a fair and reasonable approach to apportioning an expense that relates to the whole fund for that income year.

However, superannuation liabilities supported by segregated current pension assets are excluded from the actuarial exempt income proportion calculation. This includes assets which were deemed to be segregated at a particular time due to the fund only having retirement phase superannuation liabilities at that time.

Where a fund does have segregated current pension assets, the approach above is likely to underestimate the extent to which an expense was incurred in producing exempt income, and therefore overstate the amount that can be reasonably deducted.

For those funds wishing to use the actuarial exempt income proportion as the basis for the deductibility of expenses we have determined below a deductibility proportion that takes into account all fund liabilities over the income year. This may be different to $(1 - \text{actuarial exempt income proportion})$ where the fund has segregated current pension assets and may be a fair and reasonable deductible proportion for expenses which must be apportioned and relate to the whole income year.

Expense deductibility proportion

The following deductible proportion has been determined based on all fund liabilities, including any segregated current pension assets identified in Appendix B, using the same methodology as the exempt income proportion described in Appendix C.

Expense deductibility proportion:	34.397%
-----------------------------------	---------

This is not intended to be tax advice and you should determine whether this deductible proportion is appropriate for this fund and for each relevant fund expense prior to use.

S - SOURCE DOCUMENTS

Financial Year Summary

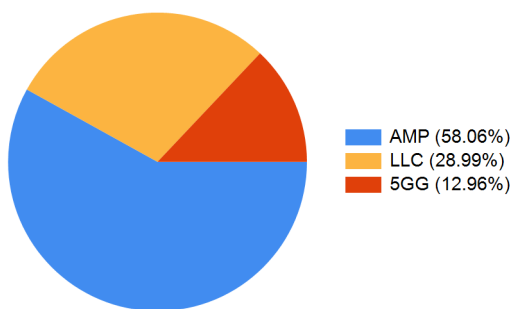
1 JULY 2021 - 30 JUNE 2022



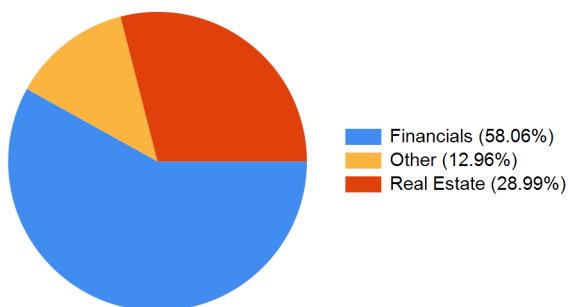
Portfolio Valuation	Account Number	Account Name	Value as at 30 June 2022
Shares	2940165	MR ROBERT ANDREW MUIR + MS KATTIE JANE MUIR <RM RESOURCES SUPER FUND A/C>	\$11,251.58
CDIA	10304124	ROBERT ANDREW MUIR + KATTIE JANE MUIR <RM RESOURCES SUPER FUND A/C>	\$3,352.94
TOTAL PORTFOLIO VALUE			\$14,604.52

Allocation as at 30 June 2022

Shares in your portfolio



Sectors in your portfolio



Estimated Interest & Dividends 2021-2022 Financial Year

Est. Franked Dividends	\$1,374.24
Est. Unfranked Dividends	\$170.12
Est. Franking Credits	\$588.97
Est. Interest Received from Interest Rate Securities	\$0.00
Interest Received from Cash Account(s)	\$0.41
TOTAL INCOME	\$1,544.77

Fees & Charges 2021-2022 Financial Year

Total Brokerage (inc. GST)	\$229.55
Total Subscriptions (inc. GST)	\$0.00
Other Fees (inc. GST)	\$0.00
TOTAL FEES & CHARGES	\$229.55

Financial Year Summary

1 JULY 2021 - 30 JUNE 2022



This statement only provides information for CDIA accounts that have been designated as the settlement account for your Commonwealth Securities Limited Share Trading account as at 30 June. Please refer to NetBank for interest income from all other CBA accounts.

The interest shown is net of any non-resident or TFN withholding tax (if applicable). Please refer to Netbank for bank fees paid on your designated CDIA settlement account in the financial year.

The total brokerage outlined does not include any rebates you may have received over the financial year. Refer to your transaction statement records for this information.

This report only includes an estimate of dividends paid for holdings held with Commonwealth Securities Limited as at the ex-dividend date. For instance, any dividends paid prior to holdings being transferred to Commonwealth Securities Limited are not included.

This statement is an estimated summary document only and it is not intended to replace any document which contains information that may be required for taxation purposes. You should therefore refer to your CHESSE statements, dividend statements, confirmation contract notes and other investment or bank account statements for your records in this regard. This statement may not include information on accounts which have been closed, switched product type, transferred Holder Identification Number (HIN), or switched Participant Identification Number (PID) during the financial year.

This statement is issued by Commonwealth Securities Limited ABN 60 067 254 399 AFSL 238814, a market participant of ASX and Cboe Australia Pty Ltd (formerly Chi-X Australia Pty Limited), a clearing participant of ASX Clear Pty Limited and a settlement participant of ASX Settlement Pty Limited. Commonwealth Securities Limited is a wholly owned but non-guaranteed subsidiary of the Commonwealth Bank of Australia ABN 48 123 123 124 AFSL 234945 ("CBA"). Information contained in this statement is believed to be accurate at the time the statement is generated. CBA and its subsidiaries do not accept any liability for any errors or omissions contained in this statement, or any responsibility for any action taken in reliance on this statement. This document contains general information only and does not take into account your individual objectives, financial and taxation situations or needs. Before acting on the information, consider the appropriateness of your own objectives, needs, financial and taxation situation and, if necessary, seek appropriate independent financial and taxation advice. CBA is not a registered tax (financial) adviser under the Tax Agent Services Act 2009. If there are any errors in this statement, please contact us.

Address: Commonwealth Securities Limited, Locked Bag 22, Australia Square NSW 1215 | Phone: 13 15 19 | Website: www.commsec.com.au

If you are not satisfied with the service or advice you receive from us, you are entitled to complain. We have established procedures to ensure that all enquiries and complaints are properly dealt with. Please refer to our Financial Services Guide for more information. If an issue has not been resolved to your satisfaction, you can lodge a complaint with the Australian Financial Complaints Authority. AFCA provides fair and independent financial services complaint resolution that is free to consumers. Website: www.afca.org.au, Telephone: 1800 931 678 (free call), Email: info@afca.org.au, In writing to: Australian Financial Complaints Authority, GPO Box 3, Melbourne VIC 3001.

Portfolio Valuation

30 JUNE 2022



SHARES - 2940165 - HIN 79103845

MR ROBERT ANDREW MUIR + MS KATTIE JANE MUIR <RM RESOURCES SUPER FUND A/C>

Portfolio	Units	Unit Price	Portfolio Value	% of Portfolio
5GG - PENTANET FPO (ORDINARY FULLY PAID)	5,400	\$0.2700	\$1,458.00	9.98%
AMP - AMP LIMITED FPO (ORDINARY FULLY PAID)	6,840	\$0.9550	\$6,532.20	44.73%
LLC - LENDLEASE GROUP STAPLED (FULLY PAID ORDINARY/UNITS STAPLED SECURITIES)	358	\$9.1100	\$3,261.38	22.33%
		Sub Total	\$11,251.58	77.04%

Cash Accounts	Portfolio Value	% of Portfolio	
CDIA - 06611710304124	\$3,352.94	22.96%	
	TOTAL	\$14,604.52	100.00%

Portfolio Valuation

30 JUNE 2022



This statement only provides information for CDIA accounts that have been designated as the settlement account for your Commonwealth Securities Limited Share Trading account as at 30 June. Please refer to NetBank for interest income from all other CBA accounts.

The interest shown is net of any non-resident or TFN withholding tax (if applicable). Please refer to Netbank for bank fees paid on your designated CDIA settlement account in the financial year.

The total brokerage outlined does not include any rebates you may have received over the financial year. Refer to your transaction statement records for this information.

This report only includes an estimate of dividends paid for holdings held with Commonwealth Securities Limited as at the ex-dividend date. For instance, any dividends paid prior to holdings being transferred to Commonwealth Securities Limited are not included.

This statement is an estimated summary document only and it is not intended to replace any document which contains information that may be required for taxation purposes. You should therefore refer to your CHES statements, dividend statements, confirmation contract notes and other investment or bank account statements for your records in this regard. This statement may not include information on accounts which have been closed, switched product type, transferred Holder Identification Number (HIN), or switched Participant Identification Number (PID) during the financial year.

This statement is issued by Commonwealth Securities Limited ABN 60 067 254 399 AFSL 238814, a market participant of ASX and Cboe Australia Pty Ltd (formerly Chi-X Australia Pty Limited), a clearing participant of ASX Clear Pty Limited and a settlement participant of ASX Settlement Pty Limited. Commonwealth Securities Limited is a wholly owned but non-guaranteed subsidiary of the Commonwealth Bank of Australia ABN 48 123 123 124 AFSL 234945 ("CBA"). Information contained in this statement is believed to be accurate at the time the statement is generated. CBA and its subsidiaries do not accept any liability for any errors or omissions contained in this statement, or any responsibility for any action taken in reliance on this statement. This document contains general information only and does not take into account your individual objectives, financial and taxation situations or needs. Before acting on the information, consider the appropriateness of your own objectives, needs, financial and taxation situation and, if necessary, seek appropriate independent financial and taxation advice. CBA is not a registered tax (financial) adviser under the Tax Agent Services Act 2009. If there are any errors in this statement, please contact us.

Address: Commonwealth Securities Limited, Locked Bag 22, Australia Square NSW 1215 | Phone: 13 15 19 | Website: www.commsec.com.au

If you are not satisfied with the service or advice you receive from us, you are entitled to complain. We have established procedures to ensure that all enquiries and complaints are properly dealt with. Please refer to our Financial Services Guide for more information. If an issue has not been resolved to your satisfaction, you can lodge a complaint with the Australian Financial Complaints Authority. AFCA provides fair and independent financial services complaint resolution that is free to consumers. Website: www.afca.org.au, Telephone: 1800 931 678 (free call), Email: info@afca.org.au, In writing to: Australian Financial Complaints Authority, GPO Box 3, Melbourne VIC 3001.

Transaction Summary

1 JULY 2021 - 30 JUNE 2022



MR ROBERT ANDREW MUIR + MS KATTIE JANE MUIR <RM RESOURCES SUPER FUND A/C>

SHARES - 2940165 - HIN 79103845

Total Buys and Sells	2021 - 2022 Financial Year
Total Buys (inc. Brokerage + GST)	\$1,399.95
Total Sells (inc. Brokerage + GST)	\$82,701.74

5GG - PENTANET FPO (ORDINARY FULLY PAID)

Date	Type	Quantity	Unit Price	Trade Value	Brokerage+GST	GST	CNote	Total Value
20-Jul-2021	Buy	2,300	\$.6000	\$1,380.00	\$19.95	\$1.81	120792792	\$1,399.95
Sub Total					\$19.95	\$1.81		\$1,399.95

ANZ - ANZ BANKING GRP LTD FPO (ORDINARY FULLY PAID)

Date	Type	Quantity	Unit Price	Trade Value	Brokerage+GST	GST	CNote	Total Value
18-Oct-2021	Sell	-650	\$28.1000	-\$18,265.00	\$29.95	\$2.72	125028305	-\$18,235.05
Sub Total					\$29.95	\$2.72		-\$18,235.05

COL - COLES GROUP FPO (ORDINARY FULLY PAID)

Date	Type	Quantity	Unit Price	Trade Value	Brokerage+GST	GST	CNote	Total Value
11-Oct-2021	Sell	-160	\$16.9650	-\$2,714.40	\$19.95	\$1.81	124778158	-\$2,694.45
Sub Total					\$19.95	\$1.81		-\$2,694.45

MQG - MACQUARIE GROUP LTD FPO (ORDINARY FULLY PAID)

Date	Type	Quantity	Unit Price	Trade Value	Brokerage+GST	GST	CNote	Total Value
09-Nov-2021	Sell	-30	\$201.1600	-\$6,034.80	\$19.95	\$1.81	126059526	-\$6,014.85
Sub Total					\$19.95	\$1.81		-\$6,014.85

NAB - NATIONAL AUST. BANK FPO (ORDINARY FULLY PAID)

Date	Type	Quantity	Unit Price	Trade Value	Brokerage+GST	GST	CNote	Total Value
12-Oct-2021	Sell	-400	\$28.3100	-\$11,324.00	\$29.95	\$2.72	124829972	-\$11,294.05
Sub Total					\$29.95	\$2.72		-\$11,294.05

NEC - NINE ENTERTAINMENT FPO (ORDINARY FULLY PAID)

Date	Type	Quantity	Unit Price	Trade Value	Brokerage+GST	GST	CNote	Total Value
04-Nov-2021	Sell	-1,000	\$2.8500	-\$2,850.00	\$19.95	\$1.81	125899392	-\$2,830.05
Sub Total					\$19.95	\$1.81		-\$2,830.05

WBC - WESTPAC BANKING CORP FPO (ORDINARY FULLY PAID)

Date	Type	Quantity	Unit Price	Trade Value	Brokerage+GST	GST	CNote	Total Value
26-Oct-2021	Sell	-400	\$25.8900	-\$10,356.00	\$29.95	\$2.72	125427478	-\$10,326.05

Transaction Summary

1 JULY 2021 - 30 JUNE 2022



Sub Total	\$29.95	\$2.72	-\$10,326.05
------------------	----------------	---------------	---------------------

WES - WESFARMERS LIMITED FPO (ORDINARY FULLY PAID)

Date	Type	Quantity	Unit Price	Trade Value	Brokerage+GST	GST	CNote	Total Value
18-Oct-2021	Sell	-360	\$54.9600	-\$19,785.60	\$29.95	\$2.72	125036657	-\$19,755.65
Sub Total				\$29.95	\$2.72	-\$19,755.65		

WPL - WOODSIDE PETROLEUM FPO (ORDINARY FULLY PAID)

Date	Type	Quantity	Unit Price	Trade Value	Brokerage+GST	GST	CNote	Total Value
12-Oct-2021	Sell	-454	\$25.5100	-\$11,581.54	\$29.95	\$2.72	124791736	-\$11,551.59
Sub Total				\$29.95	\$2.72	-\$11,551.59		

Transaction Summary

1 JULY 2021 - 30 JUNE 2022



The transaction summary is only able to display information available to Commonwealth Securities Limited. Certain transactions may not be displayed, including but not limited to transactions made off market such as Initial Public Offerings (IPOs) and Delivery vs Payment Settlements (DvP). Transactions regarding corporate actions or stock transfers are not included and can be found on your statements as issued by the company or the share registry. Transactions for Issuer Sponsored holdings placed outside of this account are not included in this summary. Links to some of the key share registries can be found below:

Computershare (<http://www.computershare.com/au/Pages/default.aspx>)
Link Market Services (<https://investorcentre.linkmarketservices.com.au/Login.aspx/Login>)
Boardroom Limited (<https://boardroomlimited.com.au>)
Security Transfer Registrars (<https://www.securitytransfer.com.au>)
Advanced Share Registry Services (<http://www.advancedshare.com.au/Home.aspx>)

The total brokerage outlined does not include any rebates you may have received over the financial year. Refer to your transaction statement records for this information.

This report only includes an estimate of dividends paid for holdings held with Commonwealth Securities Limited as at the ex-dividend date. For instance, any dividends paid prior to holdings being transferred to Commonwealth Securities Limited are not included.

This statement is an estimated summary document only and it is not intended to replace any document which contains information that may be required for taxation purposes. You should therefore refer to your CHESS statements, dividend statements, confirmation contract notes and other investment or bank account statements for your records in this regard. This statement may not include information on accounts which have been closed, switched product type, transferred Holder Identification Number (HIN), or switched Participant Identification Number (PID) during the financial year.

This statement is issued by Commonwealth Securities Limited ABN 60 067 254 399 AFSL 238814, a market participant of ASX and Cboe Australia Pty Ltd (formerly Chi-X Australia Pty Limited), a clearing participant of ASX Clear Pty Limited and a settlement participant of ASX Settlement Pty Limited. Commonwealth Securities Limited is a wholly owned but non-guaranteed subsidiary of the Commonwealth Bank of Australia ABN 48 123 123 124 AFSL 234945 ("CBA"). Information contained in this statement is believed to be accurate at the time the statement is generated. CBA and its subsidiaries do not accept any liability for any errors or omissions contained in this statement, or any responsibility for any action taken in reliance on this statement. This document contains general information only and does not take into account your individual objectives, financial and taxation situations or needs. Before acting on the information, consider the appropriateness of your own objectives, needs, financial and taxation situation and, if necessary, seek appropriate independent financial and taxation advice. CBA is not a registered tax (financial) adviser under the Tax Agent Services Act 2009. If there are any errors in this statement, please contact us.

Address: Commonwealth Securities Limited, Locked Bag 22, Australia Square NSW 1215 | Phone: 13 15 19 | Website: www.commsec.com.au

If you are not satisfied with the service or advice you receive from us, you are entitled to complain. We have established procedures to ensure that all enquiries and complaints are properly dealt with. Please refer to our Financial Services Guide for more information. If an issue has not been resolved to your satisfaction, you can lodge a complaint with the Australian Financial Complaints Authority. AFCA provides fair and independent financial services complaint resolution that is free to consumers. Website: www.afca.org.au, Telephone: 1800 931 678 (free call), Email: info@afca.org.au, In writing to: Australian Financial Complaints Authority, GPO Box 3, Melbourne VIC 3001.

Interest & Estimated Dividend Summary



1 JULY 2021 - 30 JUNE 2022

SHARES - 2940165 - HIN 79103845

MR ROBERT ANDREW MUIR + MS KATTIE JANE MUIR <RM RESOURCES SUPER FUND A/C>

ESTIMATED DIVIDEND SUMMARY

ANZ - ANZ BANKING GRP LTD FPO (ORDINARY FULLY PAID)

Ex-div date	Payment Date	Type	Dividend per share	Units	Est. Unfranked Amount	Est. Franked Amount	Est. Total Dividend	Est. Franking Credit
10-May-2021	01-Jul-2021	Interim	\$0.7000	650	\$0.00	\$455.00	\$455.00	\$195.00
Sub Total					\$0.00	\$455.00	\$455.00	\$195.00

COL - COLES GROUP FPO (ORDINARY FULLY PAID)

Ex-div date	Payment Date	Type	Dividend per share	Units	Est. Unfranked Amount	Est. Franked Amount	Est. Total Dividend	Est. Franking Credit
26-Aug-2021	28-Sep-2021	Final	\$0.2800	160	\$0.00	\$44.80	\$44.80	\$19.20
Sub Total					\$0.00	\$44.80	\$44.80	\$19.20

LLC - LENDLEASE GROUP STAPLED (FULLY PAID ORDINARY/UNITS STAPLED SECURITIES)

Ex-div date	Payment Date	Type	Dividend per share	Units	Est. Unfranked Amount	Est. Franked Amount	Est. Total Dividend	Est. Franking Credit
25-Feb-2022	16-Mar-2022	Interim	\$0.0500	358	\$17.90	\$0.00	\$17.90	\$0.00
20-Aug-2021	15-Sep-2021	Final	\$0.1200	358	\$42.96	\$0.00	\$42.96	\$0.00
Sub Total					\$60.86	\$0.00	\$60.86	\$0.00

MQG - MACQUARIE GROUP LTD FPO (ORDINARY FULLY PAID)

Ex-div date	Payment Date	Type	Dividend per share	Units	Est. Unfranked Amount	Est. Franked Amount	Est. Total Dividend	Est. Franking Credit
08-Nov-2021	14-Dec-2021	Interim	\$2.7200	30	\$48.96	\$32.64	\$81.60	\$13.99
17-May-2021	02-Jul-2021	Final	\$3.3500	30	\$60.30	\$40.20	\$100.50	\$17.23
Sub Total					\$109.26	\$72.84	\$182.10	\$31.22

NAB - NATIONAL AUST. BANK FPO (ORDINARY FULLY PAID)

Ex-div date	Payment Date	Type	Dividend per share	Units	Est. Unfranked Amount	Est. Franked Amount	Est. Total Dividend	Est. Franking Credit
13-May-2021	02-Jul-2021	Interim	\$0.6000	400	\$0.00	\$240.00	\$240.00	\$102.86
Sub Total					\$0.00	\$240.00	\$240.00	\$102.86

NEC - NINE ENTERTAINMENT FPO (ORDINARY FULLY PAID)

Ex-div date	Payment Date	Type	Dividend per share	Units	Est. Unfranked Amount	Est. Franked Amount	Est. Total Dividend	Est. Franking Credit
09-Sep-2021	20-Oct-2021	Final	\$0.0550	1,000	\$0.00	\$55.00	\$55.00	\$23.57
Sub Total					\$0.00	\$55.00	\$55.00	\$23.57

WES - WESFARMERS LIMITED FPO (ORDINARY FULLY PAID)

Ex-div date	Payment Date	Type	Dividend per share	Units	Est. Unfranked Amount	Est. Franked Amount	Est. Total Dividend	Est. Franking Credit
01-Sep-2021	07-Oct-2021	Final	\$0.9000	360	\$0.00	\$324.00	\$324.00	\$138.86
Sub Total					\$0.00	\$324.00	\$324.00	\$138.86

Interest & Estimated Dividend Summary

1 JULY 2021 - 30 JUNE 2022



WPL - WOODSIDE FPO [WPL]

Ex-div date	Payment Date	Type	Dividend per share	Units	Est. Unfranked Amount	Est. Franked Amount	Est. Total Dividend	Est. Franking Credit
30-Aug-2021	24-Sep-2021	Interim	\$0.4103	445	\$0.00	\$182.60	\$182.60	\$78.26
Sub Total					\$0.00	\$182.60	\$182.60	\$78.26
TOTAL					\$170.12	\$1,374.24	\$1,544.36	\$588.97

ESTIMATED INTEREST RECEIVED

There are no transactions on this account.

TOTAL	\$0.00
--------------	---------------

INTEREST INCOME SUMMARY

Account	Interest
CDIA - 10304124	\$0.41
TOTAL	\$0.41

Interest & Estimated Dividend Summary



1 JULY 2021 - 30 JUNE 2022

This statement only provides information for CDIA accounts that have been designated as the settlement account for your Commonwealth Securities Limited Share Trading account as at 30 June. Please refer to NetBank for interest income from all other CBA accounts.

The interest shown is net of any non-resident or TFN withholding tax (if applicable). Please refer to Netbank for bank fees paid on your designated CDIA settlement account in the financial year.

(1) This is an estimate prepared by Commonwealth Securities Limited based upon units that you hold in accordance with our records and may not distinguish between cash dividends or dividends reinvested through any particular company's dividend reinvestment plan. Your actual entitlement will be determined by information recorded in the company's share registry at the relevant record dates. Amounts that may have been withheld for failing to provide your tax file number to your share registries are not disclosed on this report.

Dividends are estimated by CommSec based on the total registered Units held on the Record Date of the dividend. The following fields are estimated in accordance with the calculations outlined below:

- (a) Units = Total registered units of security held on the Record Date of the dividend
- (b) Est. Unfranked Amount = Units X Dividend per security X Unfranked %
- (c) Est. Franked Amount = Units X Dividend per security X Franked %
- (d) Est. Franking Credit = (Est. Franked Amount X company tax rate)/(100 - company tax rate)
- (e) Est. Total Dividend = Units x Dividend per security

(2) In order to be eligible to claim the benefit of a franking credit, you must be a 'qualified person'. You will be a qualified person if you satisfy:

One of the specific concessions in the legislation (for example, you are an individual whose total franking credit entitlement for the income year does not exceed \$5,000); and/or
The 45-day rule

The 45-day rule requires that if you are an Australian tax resident shareholder, you must have held the security 'at risk' for at least 45 consecutive days, not including date of purchase and date of sale. Where the 45 day holding requirement has not been satisfied, the 45-day rule may apply to deny the franking credits attached to the dividend received in respect of the particular security. The 45-day rule is complex. You should obtain your own taxation advice to understand how these provisions apply to you.

Please refer to the statements provided by the Share Registry for tax return purposes. These may include details of any foreign tax credits you may be entitled to and breakdown of any trust distribution you may have received.

For details of the components of your ASX listed trust distributions you will need to refer to the Annual Tax Statement issued by the trust manager.

The total brokerage outlined does not include any rebates you may have received over the financial year. Refer to your transaction statement records for this information.

This report only includes an estimate of dividends paid for holdings held with Commonwealth Securities Limited as at the ex-dividend date. For instance, any dividends paid prior to holdings being transferred to Commonwealth Securities Limited are not included.

This statement is an estimated summary document only and it is not intended to replace any document which contains information that may be required for taxation purposes. You should therefore refer to your CHESS statements, dividend statements, confirmation contract notes and other investment or bank account statements for your records in this regard. This statement may not include information on accounts which have been closed, switched product type, transferred Holder Identification Number (HIN), or switched Participant Identification Number (PID) during the financial year.

This statement is issued by Commonwealth Securities Limited ABN 60 067 254 399 AFSL 238814, a market participant of ASX and Cboe Australia Pty Ltd (formerly Chi-X Australia Pty Limited), a clearing participant of ASX Clear Pty Limited and a settlement participant of ASX Settlement Pty Limited. Commonwealth Securities Limited is a wholly owned but non-guaranteed subsidiary of the Commonwealth Bank of Australia ABN 48 123 123 124 AFSL 234945 ("CBA"). Information contained in this statement is believed to be accurate at the time the statement is generated. CBA and its subsidiaries do not accept any liability for any errors or omissions contained in this statement, or any responsibility for any action taken in reliance on this statement. This document contains general information only and does not take into account your individual objectives, financial and taxation situations or needs. Before acting on the information, consider the appropriateness of your own objectives, needs, financial and taxation situation and, if necessary, seek appropriate independent financial and taxation advice. CBA is not a registered tax (financial) adviser under the Tax Agent Services Act 2009. If there are any errors in this statement, please contact us.

Address: Commonwealth Securities Limited, Locked Bag 22, Australia Square NSW 1215 | Phone: 13 15 19 | Website: www.commsec.com.au

If you are not satisfied with the service or advice you receive from us, you are entitled to complain. We have established procedures to ensure that all enquiries and complaints are properly dealt with. Please refer to our Financial Services Guide for more information. If an issue has not been resolved to your satisfaction, you can lodge a complaint with the Australian Financial Complaints Authority. AFCA provides fair and independent financial services complaint resolution that is free to consumers. Website: www.afca.org.au, Telephone: 1800 931 678 (free call), Email: info@afca.org.au, In writing to: Australian Financial Complaints Authority, GPO Box 3, Melbourne VIC 3001.

Interest & Estimated Dividend Summary



1 JULY 2021 - 30 JUNE 2022

GLOSSARY

Units	The number of registered securities that you own.
Unit Price	The Portfolio Valuation 'Unit Price' is calculated using a 'Reference' Price provided by the ASX which takes into account an adjustment to determine value at Close of Market if the Security does not trade in the Closing Single Price Auction on the Valuation Date.
Brokerage	The fee or charge that is paid by you when transacting a buy or sell.
Holder Identification Number (HIN)	When you are CHESS sponsored with a Broker you will be issued a unique number, called a HIN. Multiple holdings can be registered under the single HIN. A HIN starts with the letter X and usually followed by 10 numbers, e.g. X0001234567.
Dividend	A dividend is a payment made to shareholders from the company. This payment is a portion of the company's profits. ASX listed companies typically pay dividends twice a year, usually as an 'interim' dividend and a 'final dividend'. From time to time, a company may also pay a 'special' dividend.
Ex-dividend date	The ex-dividend date occurs two business days before the company's Record Date. To be entitled to a dividend a shareholder must have purchased the shares before the ex-dividend date. If you purchase shares on or after that date, the previous owner of the shares (and not you) is entitled to the dividend.
Interim dividend	A dividend paid during the year, usually accompanying a company's interim financial statements.
Final dividend	A dividend paid at the end of a company's financial year, representing a return based on the previous twelve months' financial performance and the future outlook.
Special dividend	A dividend paid by the company outside typical recurring (interim and final) dividend cycle.
Record date	The record date is the date the share registries use in determining who is entitled to a dividend or entitlement associated with a security. Those who held the security in the company and were on the register on the record date are eligible for the entitlement.
Payment date	The date on which a declared dividend is scheduled to be paid.
Unfranked dividend	Dividends which do not carry a franking credit.
Franked dividend	Franked dividends are paid to security holders out of profits on which the company has already paid tax.
Franking /Imputation Credit	A franking credit is your share of tax paid by a company on the profits from which your dividend is paid. They are also known as Imputation Credits.
Total subscription	Total subscription can include, but is not limited to market data and research subscription fees and share trade alerts.
Other fees	Other fees can include, but are not limited to: Off market transfer fees, conditional trading fees, rejection fees, early and late settlement fees, fail fees, SRN query, rebooking fees, cheque payment fee or cheque dishonour fees and the printing and posting of contract notes.
Corporate action (CA)	Any action initiated by the company or corporation, for the purpose of giving an entitlement to shareholders.



Lendlease Corporation Limited ABN 32 000 226 228
and
Lendlease Responsible Entity Limited ABN 72 122 883 185 AFS Licence 308983
as responsible entity for Lendlease Trust ABN 39 944 184 773 ARSN 128 052 595

029449 049 LLC



MR ROBERT ANDREW MUIR &
MS KATTIE JANE MUIR
<RM RESOURCES SUPER FUND A/C>
PO BOX 445
NORTH PERTH WA 6906

Update your information:

Online:
www.investorcentre.com/au/contact

By Mail:
Computershare Investor Services Pty Limited
GPO Box 2975 Melbourne
VIC 3001 Australia

Enquiries:

(within Australia) 1800 230 300
(international) +61 3 9946 4460
lendlease@computershare.com.au

Holder Identification Number (HIN)

HIN WITHHELD

ASX Code LLC
TFN/ABN Status* Not Quoted
Record Date 23 August 2021
Payment Date 15 September 2021
Direct Credit Reference No. 846090

2021 Final Distribution

This distribution statement details your final distribution for the period ended 30 June 2021. This distribution is payable on the securities that were registered in your name as at the Record Date. If you are in any doubt as to your tax position you should seek professional advice.

Class Description	Amount per Security	Number of Securities	Franked Amount	Unfranked Amount	Distribution	Gross Payment
Lendlease Corporation Limited shares	7.941097 cents	358	\$0.00	\$28.43	\$0.00	\$28.43
Lendlease Trust units	4.058903 cents	358	\$0.00	\$0.00	\$14.53	\$14.53
Total - Stapled Securities	12.000000 cents	358	\$0.00	\$28.43	\$14.53	\$42.96

The final distribution of \$0.12 per Stapled Security is comprised of an unfranked dividend of 7.941097 cents per share paid by Lendlease Corporation Limited, and a trust distribution of 4.058903 cents per unit paid by Lendlease Trust. The whole of the unfranked dividend has been declared to be conduit foreign income and is not subject to non-resident withholding tax. For the foreseeable future, Lendlease Corporation Limited's ability to fund unfranked dividends, either fully or partly, from the conduit foreign income account is limited. Non-resident securityholders will be subject to non-resident withholding tax on any future unfranked dividend that is not declared to be conduit foreign income.

Less resident withholding tax *	\$19.00
Less non-resident withholding tax ^	\$0.00
Net Payment	\$23.96
Franking Credit	\$0.00

\$14.53 - TFN \$6 = \$8.53

**As per 2021 Tax Statement
TFN = \$20 minus TFN of
March Income \$14**

Important Information is also contained on the back of this page

Your Payment Instruction

COMMONWEALTH BANK OF AUSTRALIA
BSB: 066-117 Account number: XXXXXX24

Amount Deposited

\$23.96

*** Resident Withholding Tax**

Our records indicate that you have not quoted your TFN or ABN. You are not required to provide your TFN or ABN, however, if you do not provide your TFN or ABN, tax may be withheld at the highest marginal tax rate (including Medicare levy) on any distributions, unless a relevant exemption applies. Please log on and register at www.investorcentre.com/au.

^ Non-Resident Withholding tax

10% non-resident interest withholding tax has been deducted from that portion of the Lendlease Trust distribution referable to Australian interest income, being 0.849245 cents per unit.

The 'Fund Payment' of 1.404893 cents per unit will have MIT non-resident withholding tax deducted depending on the country recorded as your address. The withholding amount is calculated based on 0.592768 cents per unit deducted at either 15% or 30% and the 0.812125 cents per unit that is attributable to a fund payment from a clean building managed investment trust which is deducted at either 10% or 30%.

Fund Payment Notice (relevant for distributions to residents outside of Australia)

For withholding tax purposes, this distribution includes a 'Fund Payment' of 1.404893 cents per unit, pursuant to Subdivisions 12-H and 12A-B of the Taxation Administration Act 1953 in respect of Lendlease Trust's income year ended 30 June 2021.

Lendlease Trust declares that it is a withholding MIT for the purpose of Subdivision 12-H of the Taxation Administration Act 1953 in respect of the income year ended 30 June 2021. The 'Fund Payment' includes an amount of 0.812125 cents per unit that is attributable to a fund payment from a clean building managed investment trust.

Australian resident securityholders should not rely on the Fund Payment Notice for the purposes of completing their income tax returns. Details of the Lendlease Trust distribution components for the year ended 30 June 2021 will be provided in a tax statement in September 2021.

Within the fund payment, the amount attributable to non-concessional MIT income (NCMI) is Nil. The amount that is "Excluded from NCMI" as a result of transitional provisions is nil.

Note 1: An annual tax statement will be issued to securityholders for the year ended 30 June 2021. Do not use this statement to complete your 2021 Tax Return.

Note 2: If you require your payment to be re-issued, you may be charged an administration fee which will be deducted from your payment.

Distribution Reinvestment Plan

Please contact Computershare on 1800 230 300 (or +61 3 9946 4460 if you are calling from overseas) if you would like further information on the DRP.



Lendlease Corporation Limited ABN 32 000 226 228
and
Lendlease Responsible Entity Limited ABN 72 122 883 185 AFS Licence 308983
as responsible entity for Lendlease Trust ABN 39 944 184 773 ARSN 128 052 595

025209 000 LLC



MR ROBERT ANDREW MUIR &
MS KATTIE JANE MUIR
<RM RESOURCES SUPER FUND A/C>
PO BOX 445
NORTH PERTH WA 6906

Update your information:

Online:
www.investorcentre.com/au/contact

By Mail:
Computershare Investor Services Pty Limited
GPO Box 2975 Melbourne
VIC 3001 Australia

Enquiries:

(within Australia) 1800 230 300
(international) +61 3 9946 4460
lendlease@computershare.com.au

Holder Identification Number (HIN)

HIN WITHHELD

ASX Code LLC
TFN/ABN Status* Not Quoted
Record Date 28 February 2022
Payment Date 16 March 2022
Direct Credit Reference No. 844613

2022 Interim Distribution

This distribution statement details your interim distribution for the period ended 31 December 2021. This distribution is payable on the securities that were registered in your name as at the Record Date. If you are in any doubt as to your tax position you should seek professional advice.

Class Description	Amount per Security	Number of Securities	Franked Amount	Unfranked Amount	Distribution	Gross Payment
Lendlease Corporation Limited shares	0.00 cents	358	\$0.00	\$0.00	\$0.00	\$0.00
Lendlease Trust units	5.022285 cents	358	\$0.00	\$0.00	\$17.98	\$17.98
Total - Stapled Securities	5.022285 cents	358	\$0.00	\$0.00	\$17.98	\$17.98
					Less resident withholding tax *	\$7.00
					Less non-resident withholding tax ^	\$0.00
					Net Payment	\$10.98
					Franking Credit	\$0.00

The interim distribution of \$0.05022285 per Stapled Security is comprised of a trust distribution of 5.022285 cents per unit paid by Lendlease Trust. No part of this distribution has been paid by Lendlease Corporation Limited. For the foreseeable future, Lendlease Corporation Limited's ability to fund unfranked dividends, either fully or partially, from the conduit foreign income account is limited. Non-resident securityholders will be subject to non-resident withholding tax on any future unfranked dividend that is not declared to be conduit foreign income.

Important Information is also contained on the back of this page

Your Payment Instruction

COMMONWEALTH BANK OF AUSTRALIA
BSB: 066-117 Account number: XXXXXX24

Amount Deposited

\$10.98

* Resident Withholding Tax

Our records indicate that you have not quoted your TFN or ABN. You are not required to provide your TFN or ABN, however, if you do not provide your TFN or ABN, tax may be withheld at the highest marginal tax rate (including Medicare levy) on any distributions, unless a relevant exemption applies. Please log on and register at www.investorcentre.com/au.

^ Non-Resident Withholding Tax

10% non-resident interest withholding tax has been deducted from that portion of the Lendlease Trust distribution referable to Australian interest income, being 0.859657 cents per unit.

The 'Fund Payment' of 3.218586 cents per unit will have MIT non-resident withholding tax deducted depending on the country recorded as your address. The withholding amount is calculated based on 2.472427 cents per unit deducted at either 15% or 30% and the 0.746159 cents per unit that is attributable to a fund payment from a clean building managed investment trust which is deducted at either 10% or 30%.

Fund Payment Notice (relevant for distributions to residents outside of Australia)

For withholding tax purposes, this distribution includes a 'Fund Payment' of 3.218586 cents per unit, pursuant to Subdivisions 12-H and 12A-B of the Taxation Administration Act 1953 in respect of Lendlease Trust's income year ending 30 June 2022. Lendlease Trust declares that it is a withholding MIT for the purpose of Subdivision 12-H of the Taxation Administration Act 1953 in respect of the income year ending 30 June 2022. The 'Fund Payment' includes an amount of 0.746159 cents per unit that is attributable to a fund payment from a clean building managed investment trust.

Australian resident securityholders should not rely on the Fund Payment Notice for the purposes of completing their income tax returns. Details of the Lendlease Trust distribution components for the year ending 30 June 2022 will be provided in a tax statement in September 2022.

Within the fund payment, the amount attributable to non-concessional MIT income (NCMI) is nil. The amount that is "Excluded from NCMI" as a result of transitional provisions is nil.

Note 1: An annual tax statement will be issued to securityholders for the year ending 30 June 2022. Do not use this statement to complete your 2022 Tax Return.

Note 2: If you require your payment to be re-issued, you may be charged an administration fee which will be deducted from your payment.

Distribution Reinvestment Plan

Please contact Computershare on 1800 230 300 (or +61 3 9946 4460 if you are calling from overseas) if you would like further information on the DRP.



Lendlease Corporation Limited ABN 32 000 226 228
and
Lendlease Responsible Entity Limited ABN 72 122 883 185 AFS Licence 308983
as responsible entity for Lendlease Trust ABN 39 944 184 773 ARSN 128 052 595

026510 049 LLC



MR ROBERT ANDREW MUIR &
MS KATTIE JANE MUIR
<RM RESOURCES SUPER FUND A/C>
PO BOX 445
NORTH PERTH WA 6906

Update your information:



Online:
www.investorcentre.com/au/contact



By Mail:
Computershare Investor Services Pty Limited
GPO Box 2975 Melbourne
VIC 3001 Australia

Enquiries:

(within Australia) 1800 230 300
(international) +61 3 9946 4460
lendlease@computershare.com.au

Holder Identification Number (HIN)

HIN WITHHELD

ASX Code LLC
TFN/ABN Status* Not Quoted
Record Date 29 August 2022
Payment Date 21 September 2022
Direct Credit Reference No. 841750

2022 Final Distribution

This distribution statement details your final distribution for the period ended 30 June 2022. This distribution is payable on the securities that were registered in your name as at the Record Date. If you are in any doubt as to your tax position you should seek professional advice.

Class Description	Amount per Security	Number of Securities	Franked Amount	Unfranked Amount	Distribution	Gross Payment
Lendlease Corporation Limited shares	5.704257 cents	358	\$15.32	\$5.10	\$0.00	\$20.42
Lendlease Trust units	5.295743 cents	358	\$0.00	\$0.00	\$18.96	\$18.96
Total - Stapled Securities	11.000000 cents	358	\$15.32	\$5.10	\$18.96	\$39.38

The final distribution of \$0.11 per Stapled Security is comprised of a partially franked dividend of 5.704257 cents per share paid by Lendlease Corporation Limited and a trust distribution of 5.295743 cents per unit paid by Lendlease Trust. The dividend paid by Lendlease Corporation Limited is 75% franked at the company tax rate of 30%. The unfranked portion of the dividend has been declared to be conduit foreign income. The dividend is not subject to non-resident withholding tax.

For the foreseeable future, Lendlease Corporation Limited is currently forecasting to be in a position to partially frank its dividends. Lendlease Corporation Limited's ability to fund unfranked dividends, either fully or partly, from the conduit foreign income account is limited. Non-resident securityholders will be subject to non-resident withholding tax on any future unfranked dividend that is not declared to be conduit foreign income.

Less resident withholding tax *	\$10.00
Less non-resident withholding tax ^	\$0.00
Net Payment	\$29.38
Franking Credit	\$6.57

$$\mathbf{\$18.96 * 10 / 39.38 = 4.8146}$$

$$\mathbf{Dist - \$18.96 - 4.8146(TFN) = \$14.15}$$

Important Information is also contained on the back of this page

Your Payment Instruction

COMMONWEALTH BANK OF AUSTRALIA
BSB: 066-117 Account number: XXXXXX24

Amount Deposited

\$29.38

*** Resident Withholding Tax**

Our records indicate that you have not quoted your TFN or ABN. You are not required to provide your TFN or ABN, however, if you do not provide your TFN or ABN, tax may be withheld at the highest marginal tax rate (including Medicare levy) on any distributions, unless a relevant exemption applies. Please log on and register at www.investorcentre.com/au.

^ Non-Resident Withholding tax

10% non-resident interest withholding tax has been deducted from that portion of the Lendlease Trust distribution referable to Australian interest income, being 1.006672 cents per unit.

The 'Fund Payment' of 2.033386 cents per unit will have MIT non-resident withholding tax deducted depending on the country recorded as your address. The withholding amount is calculated based on 1.299163 cents per unit deducted at either 15% or 30% and the 0.734223 cents per unit that is attributable to a fund payment from a clean building managed investment trust which is deducted at either 10% or 30%.

Fund Payment Notice (relevant for distributions to residents outside of Australia)

For withholding tax purposes, this distribution includes a 'Fund Payment' of 2.033386 cents per unit, pursuant to Subdivisions 12-H and 12A-B of the Taxation Administration Act 1953 in respect of Lendlease Trust's income year ended 30 June 2022.

Lendlease Trust declares that it is a withholding MIT for the purpose of Subdivision 12-H of the Taxation Administration Act 1953 in respect of the income year ended 30 June 2022. The 'Fund Payment' includes an amount of 0.734223 cents per unit that is attributable to a fund payment from a clean building managed investment trust.

Australian resident securityholders should not rely on the Fund Payment Notice for the purposes of completing their income tax returns. Details of the Lendlease Trust distribution components for the year ended 30 June 2022 will be provided in a tax statement in September 2022.

Within the fund payment, the amount attributable to non-concessional MIT income (NCMI) is Nil. The amount that is "Excluded from NCMI" as a result of transitional provisions is nil.

Note 1: An annual tax statement will be issued to securityholders for the year ended 30 June 2022. Do not use this statement to complete your 2022 Tax Return.

Note 2: If you require your payment to be re-issued, you may be charged an administration fee which will be deducted from your payment.

Distribution Reinvestment Plan

Please contact Computershare on 1800 230 300 (or +61 3 9946 4460 if you are calling from overseas) if you would like further information on the DRP.




Lendlease Corporation Limited ABN 32 000 226 228
and
Lendlease Responsible Entity Limited ABN 72 122 883 185 AFS Licence 308983
as responsible entity for Lendlease Trust ABN 39 944 184 773 ARSN 128 052 595

026510 049 LLC
MR ROBERT ANDREW MUIR &
MS KATTIE JANE MUIR
<RM RESOURCES SUPER FUND A/C>
PO BOX 445
NORTH PERTH WA 6906

Update your information:

 **Online:**
www.investorcentre.com/au/contact

 **By Mail:**
Computershare Investor Services Pty Limited
GPO Box 2975 Melbourne
VIC 3001 Australia

Enquiries:

(within Australia) 1800 230 300
(international) +61 (03) 9946 4460
lendlease@computershare.com.au

Holder Number: HIN WITHHELD
Statement Date: 21 September 2022
TFN/ABN Status: Not Quoted

Lendlease Group Annual Tax Statement For The Year Ended 30 June 2022

This statement has been prepared to assist with the completion of the 2022 Australian Income Tax Return for Individuals. This statement should be read together with the Lendlease Group Tax Return Guide 2022, a copy of which is available on the Lendlease website. This statement should not be read as giving taxation advice. Investors should consult with their professional advisors on all tax related issues.

For Australian taxation purposes, Lendlease Trust is an attribution managed investment trust (AMIT) for the year ended 30 June 2022. This statement is an AMIT member annual statement (AMMA statement), which sets out distributions recognised on an 'attribution' basis. Lendlease Corporation Limited dividends are recognised on a 'payment' basis. As a result, the details set out in this statement include the following dividends and distributions:

- Lendlease Corporation dividend paid on 15 September 2021;
- Lendlease Trust distribution for the six months ended 31 December 2021, paid on 16 March 2022;
- Lendlease Trust distribution for the six months ended 30 June 2022, paid on 21 September 2022.

No dividend was paid by Lendlease Corporation Limited in March 2022. The March 2022 payment was made up entirely of a distribution from Lendlease Trust.

Lendlease Corporation Limited Dividends

	Amount	Tax Return Label
Dividend Income		
Franked dividends	\$0.00	11T
Franking credits	\$0.00	11U
Unfranked dividends ¹	\$28.43	11S
TFN amount withheld ²	\$13.00	11V
Non-resident withholding tax	\$0.00	

Lendlease Trust Distributions

	Amount	Tax Return Label (Supplementary Section)
Non primary production income	\$17.27	13U
Foreign source income	\$9.43	20E & 20M
Total current year capital gains ³	\$8.20	18H
Net capital gains ⁴	\$4.10	18A
AMIT cost base net amount - increase ⁵	\$0.01	
AMIT cost base net amount - decrease ⁶	\$2.90	
Non-assessable amounts ⁷	\$6.14	
Foreign income tax offset	\$0.86	20O
TFN amount withheld ²	\$15.00	13R
Non-resident interest withholding tax ⁸	\$0.00	
Non-resident MIT fund payment withholding tax ⁹	\$0.00	
Capital gains tax information – additional information for item 18		
Capital gains – discount method	\$8.20	(grossed up amount)
Capital gains – indexation method	\$0.00	
Capital gains – other	\$0.00	
Total current year capital gains¹⁰	\$8.20	

IMPORTANT INFORMATION IS ALSO CONTAINED ON THE BACK OF THIS PAGE

PLEASE RETAIN THIS STATEMENT FOR INCOME TAX PURPOSES

288925_AU_DC/026510/053051/i



Notes to the Lendlease Group Annual Tax Statement

1. The whole of the unfranked dividend has been declared to be conduit foreign income.
2. For Australian residents, withholding tax has been deducted from your Lendlease Group dividends and distributions at the highest marginal tax rate (including Medicare levy) because you have not provided a tax file number (TFN) (or where relevant Australian Business Number (ABN)) or claimed an exemption.
3. Total capital gain distributions for the year ended 30 June 2022 from Lendlease Trust, prior to the application of the CGT discount (if any).
4. The net capital gain is calculated using the 50% discount method (where available) and assumes you have no capital losses.
5. The AMIT cost base net amount – increase for the year ended 30 June 2022 increases your CGT cost base in the Lendlease Trust units.
6. The AMIT cost base net amount – decrease for the year ended 30 June 2022 reduces your CGT cost base in the Lendlease Trust units.
7. Non-assessable amounts are not included in your tax return and are not used to adjust the CGT cost base of your securities.
8. For non-residents, 10% interest withholding tax has been deducted from that portion of the Lendlease Trust distribution referable to Australian interest income.
9. For non-residents, managed investment trust (MIT) non-resident withholding tax has been deducted from that portion of the Lendlease Trust distribution that is a 'Fund Payment' pursuant to Subdivisions 12-H and 12A-B of the Taxation Administration Act 1953 which relates to the income year of Lendlease Trust ended 30 June 2022. MIT non-resident withholding tax is generally deducted at either 15% or 30%, depending on the country recorded as your address. Distributions which are attributable to a fund payment from a clean building managed investment trust are subject to MIT non-resident withholding tax at either 10% or 30% depending on the country recorded as your address.
10. Details of the 2022 LLT capital gains in relation to Taxable Australian Property (TAP) is available within the Investor Centre on Lendlease's website (www.lendlease.com).



Macquarie Group Limited
 ABN 94 122 169 279

All Registry communications to:
 Link Market Services Limited
 Locked Bag A14
 Sydney South NSW 1235 Australia
 Telephone: +61 1300 554 096
 Email: macquarie@linkmarketservices.com.au
 Website: www.linkmarketservices.com.au



049 073356

MR ROBERT ANDREW MUIR &
 MS KATTIE JANE MUIR
 <RM RESOURCES SUPER FUND A/C>
 PO BOX 445
 NORTH PERTH WA 6906

Dividend Statement

ASX Code: MQG
Payment date: 2 July 2021
Record date: 18 May 2021
SRN/HIN: X*****3845
TFN/ABN Status: Not Quoted

Dear Shareholder,

This dividend statement is for your Macquarie Group Limited final ordinary dividend for the year ended 31 March 2021.

This dividend is franked at 40% at the Australian corporate tax rate of 30%. Macquarie Group Limited declares the whole of the unfranked amount to be conduit foreign income.

Description	Dividend Rate per share \$	Shares Held	Unfranked Amount \$	Franked Amount \$	Gross Amount \$	Franking Credits \$
Ordinary Shares	3.35	30	60.30	40.20	100.50	17.23

Less Withholding Tax: \$28.00
Net Amount: \$72.50

If you have not provided a TFN, ABN or TFN exemption by the record date, we deduct withholding tax of 47% from the unfranked amount of the dividend. You may be able to claim back as a credit any withholding tax we have deducted in your tax return. For more information please visit the Australian Taxation Office website at www.ato.gov.au.

DIVIDEND REMITTED TO:

COMMONWEALTH BANK OF AUSTRALIA
 217A MAIN STREET
 OSBORNE PARK WA 6017
 BSB: ***-117
 ACC: ****4124
 Account Name: ROBERT ANDREW MUIR + KATTIE JANE
 Direct Credit Reference No.: 001261069751

Amount Deposited
\$72.50

IMPORTANT INFORMATION

See overleaf for instructions on how to update your details online.

This statement contains important information to assist you in preparing any tax returns you may be required to lodge. Please retain this statement for taxation purposes as a charge may be levied for replacement.

Update your details online



How to update your information:

To update your information in a fast, secure and environmentally friendly way:

1. Login to Link's Investor Centre at **www.linkmarketservices.com.au** and click on 'Investor Login' or scan the QR Code (above).
2. Enter your email address and password in **Portfolio Login**.
3. If you do not have a **Portfolio*** login, please set up a portfolio by selecting **Register Now** and follow the prompts.

Authentication may be required depending on the value of your portfolio. If you are unable to update your address or bank account details online; you must complete the relevant forms (available on Link's website) and return the completed forms to Link.

How to register for a Portfolio:

1. Enter the Issuer's name/ASX Code.
2. You will need your HIN/SRN. This important information is on your holding statement. You should always ensure to keep this information in a safe place.
3. Your postcode or, if your registered address is overseas, click on the Outside Australia link and select your country of residence from the drop-down list.

* Setting up a Portfolio login allows you to easily manage your holdings across issuers who use Link as their registrar.

You can also manage your Link Portfolio on the go, simply download the **Link Investor Centre** mobile app from Apple Store or Google Play.

Your Information

Please provide the following details to help administer your security holding, if you haven't already.

1	Bank account details For Australian residents, payments will only be paid directly into your nominated bank account (if valid). Select Payments & Tax , click on Payment Instructions . You may be able to receive your payments in a foreign currency. Select Foreign Currency Payment under the Payment Instructions menu and consider the terms and conditions. You may wish to participate in the Reinvestment Plan (DRP), select Reinvestment Plans under the Payments & Tax menu (if DRP is applicable).
2	Email address Communication by email means you can be promptly notified of key company announcements, when payments are made and statements are available, and when voting can be accessed online for securityholder meetings. Select Communications , click on Preferences and select All communications electronically .
3	TFN, TFN exemption or ABN To update your Australian Tax File Number (TFN), TFN exemption code or Australian Business Number (ABN) select Payments & Tax , click on Tax Details .



Macquarie Group Limited
ABN 94 122 169 279

MACQUARIE

All Registry communications to:
Link Market Services Limited
Locked Bag A14
Sydney South NSW 1235 Australia
Telephone: +61 1300 554 096
Email: macquarie@linkmarketservices.com.au
Website: www.linkmarketservices.com.au



049 066186

MR ROBERT ANDREW MUIR &
MS KATTIE JANE MUIR
<RM RESOURCES SUPER FUND A/C>
PO BOX 445
NORTH PERTH WA 6906

Dividend Statement

ASX Code: MQG
Payment Date: 14 December 2021
Record Date: 9 November 2021
SRN/HIN: X*****3845
TFN/ABN Status: Not Quoted

Dear Shareholder,

This dividend statement is for your Macquarie Group Limited interim ordinary dividend for the six months ended 30 September 2021. This dividend is franked at 40% at the Australian corporate tax rate of 30%. Macquarie Group Limited declares the whole of the unfranked amount to be conduit foreign income.

Description	Dividend Rate per share \$	Shares Held	Unfranked Amount \$	Franked Amount \$	Gross Amount \$	Franking Credits \$
Ordinary Shares	2.72	30	48.96	32.64	81.60	13.99

Less Withholding Tax: \$22.00
Net Amount: \$59.60

If you have not provided a TFN, ABN or TFN exemption by the record date, we deduct withholding tax of 47% from the unfranked amount of the dividend. You may be able to claim back as a credit any withholding tax we have deducted in your tax return. For more information please visit the Australian Taxation Office website at www.ato.gov.au.

DIVIDEND REMITTED TO:

COMMONWEALTH BANK OF AUSTRALIA
217A MAIN STREET
OSBORNE PARK WA 6017
BSB: ***-117
ACC: ****4124
Account Name: ROBERT ANDREW MUIR + KATTIE JANE
Direct Credit Reference No.: 001269908811

Amount Deposited
\$59.60

IMPORTANT INFORMATION

See overleaf for instructions on how to update your details online.

This statement contains important information to assist you in preparing any tax returns you may be required to lodge. Please retain this statement for taxation purposes as a charge may be levied for replacement.

Update your details online



How to update your information:

1. Login to Link's Investor Centre at **www.linkmarketservices.com.au** and click on 'Investor Login' or scan the QR Code (above).
2. Enter your email address and password in **Portfolio Login**.
3. If you do not have a **Portfolio*** login, please set up a portfolio by selecting **Register Now** and follow the prompts.

Authentication may be required depending on the value of your portfolio. If you are unable to update your address or bank account details online, you must complete the relevant forms (available on Link's website) and return the completed forms to Link.

How to register for a Portfolio:

1. Enter the Issuer's name/Issuer Code.
2. You will need your HIN/SRN. This important information is on your holding statement. You should always ensure this information is kept in a safe place.
3. Enter your postcode or, if your registered address is overseas, click on the Outside Australia link and select your country of residence from the drop- down list.

* Setting up a Portfolio login allows you to easily manage your holdings across issuers who use Link as their registrar.

DOWNLOAD THE INVESTOR CENTRE APP TO EASILY MANAGE YOUR INVESTMENTS

You can also manage your Link Portfolio on the go. Simply download the **Link Investor Centre** mobile app from Apple Store or Google Play.

Your information:

Please provide the following details to help administer your security holding if you haven't already.

1	Email address Communication by email means you can be promptly notified of key company announcements, when payments are made and statements are available, and when voting can be accessed online for company meetings. Select Communications , click on Preferences and select ALL communications electronically .
2	Bank account details For Australian residents, payments will only be paid directly into your nominated bank account (if valid). Select Payments & Tax , click on Payment Instructions . You may be able to receive your payments in a foreign currency. Select Foreign Currency Payment under the Payment Instructions menu and consider the terms and conditions. You may wish to participate in the Dividend Reinvestment Plan (DRP), simply select Reinvestment Plans under the Payments & Tax menu (if DRP is applicable).
3	TFN, TFN exemption or ABN To update your Tax File Number (TFN), TFN exemption code or Australian Business Number (ABN) select Payments & Tax , click on Tax Details .

117793 000 WPL


 MR ROBERT ANDREW MUIR &
 MS KATTIE JANE MUIR
 <RM RESOURCES SUPER FUND A/C>
 PO BOX 445
 NORTH PERTH WA 6906

Update Your Information:
www.investorcentre.com/wpl

 Computershare Investor Services Pty Limited
 GPO Box 2975 Melbourne
 Victoria 3001 Australia

 1300 558 507 (within Australia)
 +61 3 9415 4632 (outside Australia)

Holder Identification Number (HIN)
HIN WITHHELD

ASX Code	WPL
TFN/ABN Status	Not Quoted
Record Date	31 August 2021
Payment Date	24 September 2021

DIVIDEND STATEMENT

The statement below represents your interim dividend for the half year ended 30 June 2021. This dividend is paid at the rate of 30 US cents (equivalent to 41.034058 Australian cents) per share on your holding of fully paid ordinary shares, registered in your name and eligible as at the record date 31 August 2021.

This dividend is fully franked (100%) at the tax rate of 30%.

Class Description	Amount per Security	Number of Securities	Franked Amount	Unfranked Amount	Total Payment
Ordinary Shares	A\$0.41034058	445	A\$182.60	A\$0.00	A\$182.60
Net Payment					A\$182.60
Australian Franking Credit					A\$78.26

VIEW OR UPDATE YOUR SECURITY HOLDING DETAILS ONLINE

To view your security holding details please visit www.investorcentre.com/wpl. When in Investor Centre, log in using your SRN/HIN and postcode (if within Australia) or country (if outside Australia). For security purposes, if you wish to update your information you will be required to login as an existing user with your User ID and password or register as a new user and create a User ID and password.

Important Notes:

- You should retain this statement to assist you in preparing your tax return.
- If you require a replacement payment for any of your dividend payments, you may be charged a fee to cover the costs to reissue such payments.
- Shareholders who have recently elected to participate in the DRP or had a standing DRP election registered on their shareholding will have dividends on some or all of their shares automatically reinvested in additional shares.

Dividend Reinvestment Plan (DRP) Details

Cash balance brought forward	\$11.40
Net payment available for reinvestment	\$182.60
Total available for reinvestment	\$194.00
Less the amount applied to the allotment of 9 Ordinary Shares at A\$19.4745 per share	\$175.27
Cash balance carried forward to the next payment	\$18.73
Number of Ordinary Shares participating in the DRP for the 2021 Interim Dividend	445
Add Ordinary Shares allotted on 24 September 2021	9
Number of Ordinary Shares now participating in the DRP	454

Note: Computershare Investor Services Pty Limited will not be liable for any losses incurred by any person who relies on the balances shown above without making their own adjustments for any further transactions.



003412 000 WPL



MR ROBERT ANDREW MUIR &
MS KATTIE JANE MUIR
<RM RESOURCES SUPER FUND A/C>
PO BOX 445
NORTH PERTH WA 6906

Update Your Information:

www.investorcentre.com/wpl



Computershare Investor Services Pty Limited
GPO Box 2975 Melbourne
Victoria 3001 Australia



1300 558 507 (within Australia)
+61 3 9415 4632 (outside Australia)



Holder Identification Number (HIN)

HIN WITHHELD

ASX Code	WPL
Payment Date	23 March 2022
Direct Credit Reference No.	102614

DIVIDEND REINVESTMENT PLAN - RESIDUAL BALANCE PAYOUT

Dear Shareholder/former Shareholder

This advice represents payment of the residual balance held in your Dividend Reinvestment Plan account, following your withdrawal from the Plan or disposal of your Shareholding.

As the dividend to which this payment relates should previously have been included in your assessable income, this payment does not constitute assessable income.

Please contact Computershare on 1300 558 507 (within Australia) or +61 3 9415 4632 (outside Australia) should you have any queries concerning this payment.

Important Note:

If you require a replacement payment for any of your dividend payments, you may be charged a fee to cover the costs to reissue such payments.

YOUR PAYMENT INSTRUCTION

COMMONWEALTH BANK OF AUSTRALIA
BSB: 066-117 Account number: XXXXXX24

Amount Deposited
A\$18.73

If payment cannot be made to the above account, the residual balance payout will be withheld pending receipt of your valid direct credit instructions.

TAX INVOICE

RM Resources Superannuation Fund

Invoice Date
28 Jun 2021

Mora Wealth
Accountants
PO Box 1389
WANGARA DC WA
6983

Invoice Number
INV-4218

Reference
MUIRR040

ABN
26 167 776 025

Description	Quantity	Unit Price	GST	Amount AUD
In relation to taxation for year ended 30 June 2020 including, taking instructions for preparation of income tax return; preparation of Operating Statement and Statement of Financial Position; revaluing all investments as at 30 June 2020, allocation of earnings, contributions and tax expense to the members, presenting information in correct form for inclusion in taxation return, preparing and lodging income tax return, checking assessments and forwarding on to you.	1.00	1,000.00	10%	1,000.00
Accountancy Fees = \$1,000+ GST \$100 = \$1,100.00				
Preparing Trustee minutes and representations.				
TO PROFESSIONAL SERVICES:	1.00	300.00	10%	300.00
In relation to the audit of the superannuation fund for the year ended 30 June 2020 .				
Audit Fees = \$300 + GST \$30 = \$330				
			Subtotal	1,300.00
			TOTAL GST 10%	130.00
			TOTAL AUD	1,430.00

Due Date: 12 Jul 2021

Direct Transfers can be made online to
Bank: Westpac Bank
BSB: 036-022
Account Number: 243-032

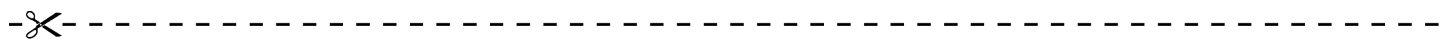
For Credit Card payments
Please provide the following Credit Card information

Card Number _____/_____/_____/_____

Expiry Date: _____ / _____

CCV: _____

Name on Card: _____



PAYMENT ADVICE

To: Mora Wealth Accountants
PO Box 1389
WANGARA DC WA 6983

Customer RM Resources
Superannuation Fund

Invoice Number INV-4218

Amount Due **1,430.00**

Due Date 12 Jul 2021

**Amount
Enclosed**

Enter the amount you are paying above

TAX INVOICE

RM Resources Superannuation Fund

Invoice Date
1 Mar 2022

Invoice Number
INV-5143

ABN
26 167 776 025

Mora Wealth
Accountants
PO Box 1389
WANGARA DC WA
6983

Description	Quantity	Unit Price	GST	Amount AUD
In relation to taxation for year ended 30 June 2021 including, taking instructions for preparation of income tax return; preparation of Operating Statement and Statement of Financial Position; revaluing all investments as at 30 June 2021, allocation of earnings, contributions and tax expense to the members, presenting information in correct form for inclusion in taxation return, preparing and lodging income tax return, checking assessments and forwarding on to you.	1.00	1,300.00	10%	1,300.00
<p>Accountancy Fees = \$1,300+ GST \$130 = \$1,430.00 - Discount -\$223.00 = \$1,207</p> <p>Audit Fees = \$300 + GST \$30 = \$330 - Discount \$52 = \$278.00</p>				
Preparing Trustee minutes and representations.				
TO PROFESSIONAL SERVICES:	1.00	300.00	10%	300.00
In relation to the audit of the superannuation fund for the year ended 30 June 2020 .				
Discount given	1.00	(250.00)	10%	(250.00)
			Subtotal	1,350.00
			TOTAL GST 10%	135.00
			TOTAL AUD	1,485.00

Due Date: 15 Mar 2022

PAYMENT CAN NOW BE MADE ONLINE

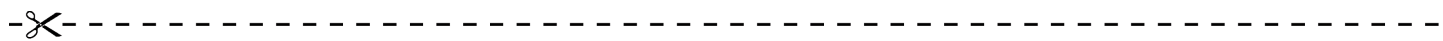
- Electronic funds transfer
- Westpac Mora Wealth Accountants BSB - 036 022 Account - 243 032
- Credit/Debit card
- 4 interest free instalments

Click this link to pay in instalments

<https://qsops.quickfee.com.au/MORA>

Click below to pay either by card or EFT

[View and pay online now](#)



PAYMENT ADVICE

To: Mora Wealth Accountants
PO Box 1389
WANGARA DC WA 6983

Customer RM Resources
Superannuation Fund

Invoice Number INV-5143

Amount Due **1,485.00**

Due Date 15 Mar 2022

**Amount
Enclosed**

Enter the amount you are paying above

TAX INVOICE

RM Resources Investment Pty Ltd

Invoice Date
1 Jul 2021

Invoice Number
INV-4480

Reference
MUIRK051

ABN
26 167 776 025

Mora Wealth
Accountants
PO Box 1389
WANGARA DC WA
6983

Description	Quantity	Unit Price	GST	Amount AUD
In relation to acting as your ASIC agent and ensuring compliance with corporate statutory requirements and Corporation Law, including the preparation of the solvency resolution and reviewing Australian Securities and Investments Commission company statement for the year 2021.	1.00	220.00	10%	220.00
			Subtotal	220.00
			TOTAL GST 10%	22.00
			TOTAL AUD	242.00
			Less Amount Paid	242.00
			AMOUNT DUE AUD	0.00

Due Date: 22 Jul 2021

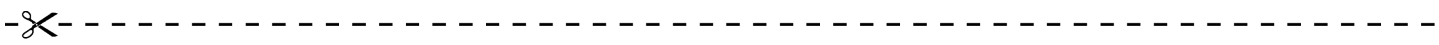
PAYMENT CAN NOW BE MADE ONLINE

- Electronic funds transfer
- Credit/Debit card
- 4 interest free instalments

Click this link to pay in instalments

<https://qsops.quickfee.com.au/MORA>

Click below to pay either by card or EFT



PAYMENT ADVICE

To: Mora Wealth Accountants
PO Box 1389
WANGARA DC WA 6983

Customer	RM Resources Investment Pty Ltd
Invoice Number	INV-4480
Amount Due	0.00
Due Date	22 Jul 2021

Amount Enclosed _____
Enter the amount you are paying above

TAX INVOICE

RM Resources Superannuation Pty Ltd

Invoice Date
1 Jul 2021

Invoice Number
INV-4481

Reference
MUIRR061

ABN
26 167 776 025

Mora Wealth
Accountants
PO Box 1389
WANGARA DC WA
6983

Description	Quantity	Unit Price	GST	Amount AUD
In relation to acting as your ASIC agent and ensuring compliance with corporate statutory requirements and Corporation Law, including the preparation of the solvency resolution and reviewing Australian Securities and Investments Commission company statement for the year 2021.	1.00	220.00	10%	220.00
			Subtotal	220.00
			TOTAL GST 10%	22.00
			TOTAL AUD	242.00
			Less Amount Paid	242.00
			AMOUNT DUE AUD	0.00

Due Date: 22 Jul 2021

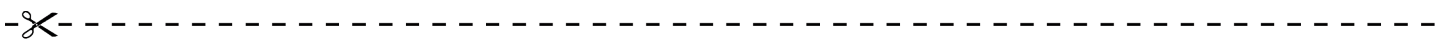
PAYMENT CAN NOW BE MADE ONLINE

- Electronic funds transfer
- Credit/Debit card
- 4 interest free instalments

Click this link to pay in instalments

<https://qsops.quickfee.com.au/MORA>

Click below to pay either by card or EFT



PAYMENT ADVICE

To: Mora Wealth Accountants
PO Box 1389
WANGARA DC WA 6983

Customer RM Resources
Superannuation Pty Ltd

Invoice Number INV-4481

Amount Due 0.00

Due Date 22 Jul 2021

**Amount
Enclosed**

Enter the amount you are paying above

Inquires 1300 300 630

Issue date 10 Jan 22

Company Statement

Extract of particulars - s346A(1) Corporations Act 2001

CORPORATE KEY: 95365382

Check this statement carefully

You are legally obligated to ensure that all your company details listed on this company statement are complete and correct. This is required under s346C (1) and/or s346B and s346C (2) of the *Corporations Act 2001*.

You must check this statement carefully and inform ASIC of any changes or corrections immediately. **Do not return this statement.** You must notify ASIC within 28 days after the date of change, and within 28 days after the date of issue of your annual company statement. Late lodgement of changes will result in late fees. These requirements do not apply to the **Additional company information**.

ACN 155 068 063
FOR RM RESOURCES SUPERANNUATION PTY LTD

REVIEW DATE: 10 January 22

You must notify ASIC of any changes to company details — Do not return this statement



To make changes to company details or amend incorrect information

- go to www.asic.gov.au/changes
- log in to our online services and make the required updates
- first time users will need to use the corporate key provided on this company statement



Phone if you've already notified ASIC of changes but they are not shown correctly in this statement.
Ph: 1300 300 630



Use your agent.

Company Statement

These are the current company details held by ASIC. You must check this statement carefully and inform ASIC of any changes or corrections immediately. Late fees apply. **Do not return this statement.**

1 **Registered office**
7A RANGER ROAD YOKINE WA 6060

2 **Principal place of business**
7A RANGER ROAD YOKINE WA 6060

3 Officeholders

Name: ROBERT ANDREW MUIR
Born: PERTH WA
Date of birth: 02/01/1950
Address: 7A RANGER ROAD YOKINE WA 6060
Office(s) held: DIRECTOR, APPOINTED 10/01/2012; SECRETARY, APPOINTED 10/01/2012

Name: KATTIE JANE MUIR
Born: PERTH WA
Date of birth: 29/09/1987
Address: 7A RANGER ROAD YOKINE WA 6060
Office(s) held: DIRECTOR, APPOINTED 10/01/2012

Name: JAKE ANTHONY MUIR
Born: PERTH WA
Date of birth: 05/05/1990
Address: 7A RANGER ROAD YOKINE WA 6060
Office(s) held: DIRECTOR, APPOINTED 10/01/2012

4 Company share structure

These details continue on the next page

RM RESOURCES SUPERANNUATION PTY LTD ACN 155 068 063

Page 1 of 2

Company statement continued

Share class	Shares description	Number issued	Total amount paid on these shares	Total amount unpaid on these shares
ORD	ORDINARY SHARES	60	\$60.00	\$0.00

5 Members

Name: JAKE ANTHONY MUIR
Address: 7A RANGER ROAD YOKINE WA 6060

Share Class	Total number held	Fully paid	Beneficially held
ORD	20	Yes	Yes

Name: KATTIE JANE MUIR
Address: 7A RANGER ROAD YOKINE WA 6060

Share Class	Total number held	Fully paid	Beneficially held
ORD	20	Yes	Yes

Name: ROBERT ANDREW MUIR
Address: 7A RANGER ROAD YOKINE WA 6060

Share Class	Total number held	Fully paid	Beneficially held
ORD	20	Yes	Yes

You must notify ASIC within 28 days of the date of change, and within 28 days of the issue date of the annual company statement. Late lodgement of changes will result in late fees.

End of company statement

This concludes the information to which the company must respond (if incorrect) under s346C of the *Corporations Act 2001*.

Additional company information

This information is optional under the *Corporations Act 2001*. Late lodgement fees or late review fees do not apply to this information. To add, remove or change a contact address, see www.asic.gov.au/addresses.

6 Contact address for ASIC use only

Registered agent name: MORA WEALTH ACCOUNTANTS PTY LTD
Registered agent number: 40088
Address: PO BOX 1095 BENTLEY DC WA 6983

**ASIC**

Australian Securities & Investments Commission

ABN 86 768 265 615

Inquiries

www.asic.gov.au/invoices

1300 300 630

RM RESOURCES SUPERANNUATION PTY LTD
MORA WEALTH ACCOUNTANTS PTY LTD
PO BOX 1095 BENTLEY DC WA 6983

INVOICE STATEMENT

Issue date 10 Jan 22

RM RESOURCES SUPERANNUATION PTY LTD

ACN 155 068 063

Account No. 22 155068063

Summary

Opening Balance	\$9.00 cr
New items	\$65.00
Payments & credits	\$9.00 cr
TOTAL DUE	\$47.00

- Amounts are not subject to GST. (Treasurer's determination - exempt taxes, fees and charges).
- Payment of your annual review fee will maintain your registration as an Australian company.

Transaction details are listed on the back of this page

Please pay

Immediately	\$0.00
By 10 Mar 22	\$47.00

If you have already paid please ignore this invoice statement.

- Late fees will apply if you do NOT
 - tell us about a change during the period that the law allows
 - bring your company or scheme details up to date within 28 days of the date of issue of the annual statement, or
 - pay your review fee within 2 months of the annual review date.
- Information on late fee amounts can be found on the ASIC website.

**ASIC**

Australian Securities & Investments Commission

PAYMENT SLIP**RM RESOURCES SUPERANNUATION PTY LTD**

ACN 155 068 063

Account No: 22 155068063



22 155068063

TOTAL DUE	\$47.00
Immediately	\$0.00
By 10 Mar 22	\$47.00

Payment options are listed on the back of this payment slip



Bill Code: 17301
Ref: 2291550680634



*814 129 0002291550680634 26

Transaction details:

page 2 of 2

	Transactions for this period	ASIC reference	\$ Amount
2022-01-10	Annual Review - Special Purpose Pty Co	3X8907032480P A	\$56.00
2022-01-10	Payment Splitting Adjustment for Matching		\$9.00 cr
2022-01-10	Payment Splitting Adjustment for Matching		\$9.00
	Outstanding transactions		
2022-01-10	Annual Review - Special Purpose Pty Co	3X8907032480P A	\$47.00

PAYMENT OPTIONS



Billpay Code: 8929
Ref: 2291 5506 8063 426

Australia Post

Present this payment slip. Pay by cash, cheque or EFTPOS

Phone

Call 13 18 16 to pay by Mastercard or Visa

On-line

Go to postbillpay.com.au to pay by Mastercard or Visa

Mail

Mail this payment slip and cheque (do not staple) to ASIC,
Locked Bag 5000, Gippsland Mail Centre VIC 3841

	Bill Code: 17301 Ref: 2291550680634
Telephone & Internet Banking – BPAY® Contact your bank or financial institution to make this payment from your cheque, savings, debit, credit card or transaction account. More info: www.bpay.com.au	

Inquires 1300 300 630

Issue date 10 Jan 22

Company Statement

Extract of particulars - s346A(1) Corporations Act 2001

CORPORATE KEY: 59719860

Check this statement carefully

You are legally obligated to ensure that all your company details listed on this company statement are complete and correct. This is required under s346C (1) and/or s346B and s346C (2) of the *Corporations Act 2001*.

You must check this statement carefully and inform ASIC of any changes or corrections immediately. **Do not return this statement.** You must notify ASIC within 28 days after the date of change, and within 28 days after the date of issue of your annual company statement. Late lodgement of changes will result in late fees. These requirements do not apply to the **Additional company information**.

You must notify ASIC of any changes to company details — Do not return this statement



To make changes to company details or amend incorrect information

- go to www.asic.gov.au/changes
- log in to our online services and make the required updates
- first time users will need to use the corporate key provided on this company statement



Phone if you've already notified ASIC of changes but they are not shown correctly in this statement.
Ph: 1300 300 630



Use your agent.

ACN 155 080 032

FOR RM RESOURCES INVESTMENT PTY LTD

REVIEW DATE: 10 January 22

Company Statement

These are the current company details held by ASIC. You must check this statement carefully and inform ASIC of any changes or corrections immediately. Late fees apply. **Do not return this statement.**

1 Registered office
7A RANGER ROAD YOKINE WA 6060

2 Principal place of business
7A RANGER ROAD YOKINE WA 6060

3 Officeholders

Name: ROBERT ANDREW MUIR
Born: PERTH WA
Date of birth: 02/01/1950
Address: 7A RANGER ROAD YOKINE WA 6060
Office(s) held: DIRECTOR, APPOINTED 10/01/2012; SECRETARY, APPOINTED 10/01/2012

Name: KATTIE JANE MUIR
Born: PERTH WA
Date of birth: 29/09/1987
Address: 7A RANGER ROAD YOKINE WA 6060
Office(s) held: DIRECTOR, APPOINTED 10/01/2012

Name: JAKE ANTHONY MUIR
Born: PERTH WA
Date of birth: 05/05/1990
Address: 7A RANGER ROAD YOKINE WA 6060
Office(s) held: DIRECTOR, APPOINTED 10/01/2012

4 Company share structure

These details continue on the next page

RM RESOURCES INVESTMENT PTY LTD ACN 155 080 032

Page 1 of 2

Company statement continued

Share class	Shares description	Number issued	Total amount paid on these shares	Total amount unpaid on these shares
ORD	ORDINARY SHARES	60	\$60.00	\$0.00

5 Members

Name: JAKE ANTHONY MUIR
Address: 7A RANGER ROAD YOKINE WA 6060

Share Class	Total number held	Fully paid	Beneficially held
ORD	20	Yes	Yes

Name: KATTIE JANE MUIR
Address: 7A RANGER ROAD YOKINE WA 6060

Share Class	Total number held	Fully paid	Beneficially held
ORD	20	Yes	Yes

Name: ROBERT ANDREW MUIR
Address: 7A RANGER ROAD YOKINE WA 6060

Share Class	Total number held	Fully paid	Beneficially held
ORD	20	Yes	Yes

You must notify ASIC within 28 days of the date of change, and within 28 days of the issue date of the annual company statement. Late lodgement of changes will result in late fees.

End of company statement

This concludes the information to which the company must respond (if incorrect) under s346C of the *Corporations Act 2001*.

Additional company information

This information is optional under the *Corporations Act 2001*. Late lodgement fees or late review fees do not apply to this information. To add, remove or change a contact address, see www.asic.gov.au/addresses.

6 Contact address for ASIC use only

Registered agent name: MORA WEALTH ACCOUNTANTS PTY LTD
Registered agent number: 40088
Address: PO BOX 1095 BENTLEY DC WA 6983

**ASIC**

Australian Securities & Investments Commission

ABN 86 768 265 615

Inquiries

www.asic.gov.au/invoices

1300 300 630

RM RESOURCES INVESTMENT PTY LTD
MORA WEALTH ACCOUNTANTS PTY LTD
PO BOX 1095 BENTLEY DC WA 6983

INVOICE STATEMENT

Issue date 10 Jan 22

RM RESOURCES INVESTMENT PTY LTD

ACN 155 080 032

Account No. 22 155080032

Summary

Opening Balance	\$10.00 cr
New items	\$286.00
Payments & credits	\$10.00 cr
TOTAL DUE	\$266.00

- Amounts are not subject to GST. (Treasurer's determination - exempt taxes, fees and charges).
- Payment of your annual review fee will maintain your registration as an Australian company.

Transaction details are listed on the back of this page

Please pay

Immediately	\$0.00
By 10 Mar 22	\$266.00

If you have already paid please ignore this invoice statement.

- Late fees will apply if you do NOT
 - tell us about a change during the period that the law allows
 - bring your company or scheme details up to date within 28 days of the date of issue of the annual statement, or
 - pay your review fee within 2 months of the annual review date.
- Information on late fee amounts can be found on the ASIC website.

**ASIC**

Australian Securities & Investments Commission

PAYMENT SLIP**RM RESOURCES INVESTMENT PTY LTD**

ACN 155 080 032

Account No: 22 155080032



22 155080032

TOTAL DUE	\$266.00
Immediately	\$0.00
By 10 Mar 22	\$266.00

Payment options are listed on the back of this payment slip



Billers Code: 17301
Ref: 2291550800323



*814 129 0002291550800323 95

Transaction details:

page 2 of 2

	Transactions for this period	ASIC reference	\$ Amount
2022-01-10	Annual Review - Pty Co	3X8907193480B A	\$276.00
2022-01-10	Payment Splitting Adjustment for Matching		\$10.00 cr
2022-01-10	Payment Splitting Adjustment for Matching		\$10.00
	Outstanding transactions		
2022-01-10	Annual Review - Pty Co	3X8907193480B A	\$266.00

PAYMENT OPTIONS



Billpay Code: 8929
Ref: 2291 5508 0032 395

Australia Post

Present this payment slip. Pay by cash, cheque or EFTPOS

Phone

Call 13 18 16 to pay by Mastercard or Visa

On-line

Go to postbillpay.com.au to pay by Mastercard or Visa

Mail

Mail this payment slip and cheque (do not staple) to ASIC,
Locked Bag 5000, Gippsland Mail Centre VIC 3841

	Bill Code: 17301 Ref: 2291550800323
Telephone & Internet Banking – BPAY® Contact your bank or financial institution to make this payment from your cheque, savings, debit, credit card or transaction account. More info: www.bpay.com.au	



Notice of Levies Due in October 2021

BRUEL STRATA
83 Strickland St
Swanbourne WA 6010
9385 2817 | vinka@bruelstrata.com
ABN 76 119 012 127

Attention: Rob MUIR

RM Resources Investment P/L
PO Box 445
NORTH PERTH WA 6006

Issued 01/09/2021 on behalf of:

The Owners of Heidi Court (Strata Scheme 491)
ABN 53412957157
Heidi Court
92 Sixth Ave
MAYLANDS WA 6052
for Lot 12 Unit 12
RM Resources Investment P/L

Due date	Details	Amounts due (\$)		Total
		Admin Fund	Reserve Fund	
01/10/2021	Q1 (Oct-Dec) Admin Levy	574.58	0.00	574.58
	Total levies due in month	574.58	0.00	574.58

Total of this levy notice	574.58
Levies in arrears	0.00
Interest on levies in arrears	0.00
Outstanding owner invoices	0.00
Subtotal of amount due	574.58
Prepaid	0.00
Total amount due	\$574.58

Payment due 01/10/2021

Late Payment: If payment is not made by the due date, interest may be charged at an annual rate of 15%.
Cheques should be made payable to 'The Owners of Heidi Court (Strata Scheme 491)'

Please note that as of 1 May 2020, the interest rate on late levies has been reduced to 11%, as per Section 100(4)(b), Regulation 78. A 34 day interest free period still applies from the due date.



*Registration is required for payments from cheque or savings accounts. Please complete a registration form available at www.deft.com.au or call 1800 672 162. You do not need to re-register for the internet service if already registered for phone payment. Registration is not required for credit card payments.

RM Resources Investment P/L
Strata Scheme 491
Lot 12 Unit 12



*442 225524859 40551



Billers code 96503



Pay over the Internet by DEFT Online from your *pre-registered bank account at www.deft.com.au



Pay by DEFT Phonepay from your *pre-registered bank account. Call 1300 301 090 or International +612 8232 7395



Credit card payments can be made over the Internet. Log onto www.deft.com.au or call 1300 301 090 and follow the instructions. A surcharge will be applicable if you use this option.



Pay by mailing this payment slip with your cheque to:
DEFT Payment Systems
Locked Bag 2501, Perth WA 6001



Pay in person at any post office by cash, cheque or Eftpos. Payments made at Australia Post will incur a \$2.75 DEFT processing fee.

Contact your participating financial institution to make a BPAY payment from your cheque or savings account. Enter the biller code and your DEFT reference number. To use the QR code, use the reader within your mobile banking app. More info: www.bpay.com.au

Bruel Strata Management

DEFT Reference Number

225524859 40551

Amount Due

\$574.58

Due Date

01/10/2021

Amount Paid

\$

+225524859 40551 <

000057458<3+



Pay a BPAY bill

Payment successful

Your receipt

Lodgement number ⓘ	1882740691
Receipt number ⓘ	173654
Pay from	
Account name	RMR General Account
Pay to BPAY biller	
Biller name	DEFT PAYMENTS - Strata
Biller Code	96503
Reference number ⓘ	22552485940551


Payment details

Pay no earlier than	02/09/2021
Total amount	\$574.58

Important information

This is your lodgement receipt confirming your bill payment has been lodged for processing by us. When the payee's account will be credited will depend on the policy and systems of the payee's bank.

If you want a receipt number for a future-dated bill payment, you should log on to ANZ Internet Banking after the bill payment date to confirm that your bill payment has been processed by us.



Rate Notice/Tax Invoice

Chief Executive Officer: Andrew Brien
Financial Year: 1 July 2021 - 30 June 2022



049 - 000973 123

RM Resources Investment Pty Ltd
PO Box 445
NORTH PERTH WA 6006

Property ID	1163529
Due date	20 August 2021
Please pay	\$1,533.50
Payment ref number	1093632
Issue date	16 July 2021

Property address Strata Lot 12 SP S000491 CT 0173400897 - 12/92 Sixth Avenue MAYLANDS WA 6051

GRV Valuation:	General Rate-in-$\\$:	Minimum Rate $\\$:	ESL Rate-in-$\\$:	Deferred Rates $\\$:
\$10,660	\$0.07465	\$1,000.00	\$0.015497	\$0.00

DETAILS	CURRENT	ARREARS	TOTAL
Domestic Rubbish Service	\$368.30	\$0.00	\$368.30
ESL Category 1 - Residential	\$165.20	\$0.00	\$165.20
Residential	\$1,000.00	\$0.00	\$1,000.00
Sub Total:			\$1,533.50

To qualify for the instalment options, the City **MUST** receive the **CORRECT AMOUNT** of the **FIRST INSTALMENT** by Friday 20 August 2021.
Payments received after 8 July 2021 are not included on this notice.

Please note penalty interest of 7% pa will be charged on all overdue accounts from 1 September 2021.

Total amount **\$1,533.50**

← For important information, please see reverse of this notice.



E-Rates online registration

You can now receive your Rate Notices via email. Register online at bayswater.wa.gov.au

Payment options

Option	Payments	Due dates
1 Pay in full		
One payment	\$1,533.50	20/08/2021
2 Pay by two instalments		
1st instalment	\$771.60	20/08/2021
2nd instalment	\$771.65	22/10/2021
Total (Cost of Option \$9.75)	\$1,543.25	
3 Pay by four instalments		
1st instalment	\$390.94	20/08/2021
2nd instalment	\$390.95	22/10/2021
3rd instalment	\$390.95	07/01/2022
4th instalment	\$390.95	11/03/2022
Total (Cost of Option \$30.29)	\$1,563.79	

Rates smoothing (by application only)

Option	Payments	Amount Due
1 Weekly		
33 payments	\$46.99	\$1,550.38
<i>(Cost of Option \$16.88)</i>		
2 Fortnightly		
17 payments	\$91.21	\$1,550.38
<i>(Cost of Option \$16.88)</i>		
3 4-weekly		
9 payments	\$172.27	\$1,550.38
<i>(Cost of Option \$16.88)</i>		

Apply for rates smoothing online at eservices.bayswater.wa.gov.au
Applications close Friday 13 August 2021



Pay a BPAY bill

 Payment successful

Your receipt

Lodgement number ⓘ	1876309606
Receipt number ⓘ	948937
Pay from	
Account name	RMR General Account
Pay to BPAY biller	
Biller name	CITY OF BAYSWATER - Rates
Biller Code	2667
Reference number ⓘ	1093632

Payment details

Pay no earlier than	12/08/2021
Total amount	\$1,533.50

Important information

This is your lodgement receipt confirming your bill payment has been lodged for processing by us. When the payee's account will be credited will depend on the policy and systems of the payee's bank.

If you want a receipt number for a future-dated bill payment, you should log on to ANZ Internet Banking after the bill payment date to confirm that your bill payment has been processed by us.

© Australia and New Zealand Banking Group Limited (ANZ) ABN 11 005 357 522.

Issue date 3 September 2021
 Bill ID 0093


049/1909/

 RM RESOURCES SUPERANNUATION PTY LTD &
 RM RESOURCES INVESTMENT PTY LTD
 ATF RM RESOURCES INVESTMENT TRUST
 PO BOX 445
 NORTH PERTH WA 6006

Account number	90 02219 45 3
Please pay	\$157.48
Payment due by	20 Sep 2021

Account for HOME UNIT AT UNIT 12 / 92-96 SIXTH AV MAYLANDS LOT 9
 Strata lot 12

Your account summary (GST does not apply to this account)

Description	Amount
Service charges due 20 September 2021	\$157.48
Turn over for important information	Total
	\$157.48

 If you're having difficulty paying, you can set up an interest-free payment arrangement. Interest is charged on overdue amounts @ 10.08% p.a. For more information, visit watercorporation.com.au/financialassistance
Payment slip
Enquiries?
Need your account in an alternative format?


Please call us on 13 13 85.

Concession Application

 If you have a valid Concession Card and are the owner and occupier of this property, call 1300 659 951 or go to watercorporation.com.au/concessions to apply.

Need more time to pay?

 Visit watercorporation.com.au/financialassistance or call 1300 659 752.

 **Interpreper Services** 13 14 50

Hearing or speech impaired?

Phone us via the National Relay Service on 133 677.

Website: watercorporation.com.au/contact
Faults and Emergencies: (24/7) 13 13 75

UNIT 12 / 92-96 SIXTH AV MAYLANDS LOT 9

Account number	90 02219 45 3
Please pay	\$157.48
Payment due by	20 September 2021





Pay a BPAY bill

Payment successful

Your receipt

Lodgement number ⓘ 1886741609

Receipt number ⓘ 225897

Pay from

Account name RMR General Account

Pay to BPAY biller

Biller name WATER CORPORATION WA -
Water Corporation

Biller Code 8805

Reference number ⓘ 9002219453

Payment details

Pay no earlier than 16/09/2021

Total amount \$157.48

Important information

This is your lodgement receipt confirming your bill payment has been lodged for processing by us. When the payee's account will be credited will depend on the policy and systems of the payee's bank.

If you want a receipt number for a future-dated bill payment, you should log on to ANZ Internet Banking after the bill payment date to confirm that your bill payment has been processed by us.

© Australia and New Zealand Banking Group Limited (ANZ) ABN 11 005 357 522.

Issue date 3 November 2021
 Bill ID 0094


049/1768/

 RM RESOURCES SUPERANNUATION PTY LTD &
 RM RESOURCES INVESTMENT PTY LTD
 ATF RM RESOURCES INVESTMENT TRUST
 PO BOX 445
 NORTH PERTH WA 6006

Account number	90 02219 45 3
Please pay	\$157.48
Payment due by	19 Nov 2021

Account for HOME UNIT AT UNIT 12 / 92-96 SIXTH AV MAYLANDS LOT 9
 Strata lot 12

Your account summary (GST does not apply to this account)

Description	Amount
Service charges due 19 November 2021	\$157.48
Turn over for important information	Total
	\$157.48

If you're having difficulty paying, you can set up an interest-free payment arrangement. Interest is charged on overdue amounts @ 10.08% p.a. For more information, visit watercorporation.com.au/financialassistance

Payment slip
Enquiries?
Need your account in an alternative format?


Please call us on 13 13 85.

Concession Application

 If you have a valid Concession Card and are the owner and occupier of this property, call 1300 659 951 or go to watercorporation.com.au/concessions to apply.

Need more time to pay?

 Visit watercorporation.com.au/financialassistance or call 1300 659 752.

 **Interpreter Services** 13 14 50

Hearing or speech impaired?

Phone us via the National Relay Service on 133 677.

Website: watercorporation.com.au/contact
Faults and Emergencies: (24/7) 13 13 75

UNIT 12 / 92-96 SIXTH AV MAYLANDS LOT 9

Account number	90 02219 45 3
Please pay	\$157.48
Payment due by	19 November 2021



B1 PRINT_WA_IL_WTR_497949_233_1_dix_001/E-1768/S-1883/-3765



Pay a BPAY bill

Payment successful

Your receipt

Lodgement number ⓘ	1905150786
Receipt number ⓘ	168320
Pay from	
Account name	RMR General Account
Pay to BPAY biller	
Biller name	WATER CORPORATION WA - Water Corporation
Biller Code	8805
Reference number ⓘ	9002219453

Payment details

Pay no earlier than	16/11/2021
Total amount	\$157.48

Important information

This is your lodgement receipt confirming your bill payment has been lodged for processing by us. When the payee's account will be credited will depend on the policy and systems of the payee's bank.

If you want a receipt number for a future-dated bill payment, you should log on to ANZ Internet Banking after the bill payment date to confirm that your bill payment has been processed by us.

© Australia and New Zealand Banking Group Limited (ANZ) ABN 11 005 357 522.



BUSINESS ADVANTAGE STATEMENT

STATEMENT NUMBER 104

17 JUNE 2021 TO 16 JULY 2021

049/1206



RM RESOURCES INVESTMENT PTY LTD ATF
RM RESOURCES SUPERANNUATION FUND
PO BOX 445
NORTH PERTH WA 6906

WELCOME TO YOUR ANZ ACCOUNT AT A GLANCE

Account Details

RM RESOURCES INVESTMENT PTY LTD ATF RM
RESOURCES SUPERANNUATION FUND

Branch Number (BSB)

016-002

Account Number

3794-25264

Opening Balance:

\$2,214.55

Total Deposits:

\$2,540.00

Total Withdrawals:

\$4,420.71

Closing Balance:

\$333.84

NEED TO GET IN TOUCH?



ANZ Internet Banking
anz.com

OR



Enquiries: 13 13 14
Lost/Stolen Cards: 1800 033 844



BUSINESS ADVANTAGE STATEMENT

Account Number 3794-25264

Transaction Details

Please retain this statement for taxation purposes

Date	Transaction Details	Withdrawals (\$)	Deposits (\$)	Balance (\$)
2021				
17 JUN	OPENING BALANCE			2,214.55
21 JUN	ANZ INTERNET BANKING FUNDS TFER TRANSFER 270360 TO 016002379425758 EFFECTIVE DATE 19 JUN 2021	450.00		1,764.55
25 JUN	TRANSFER FROM JAKE MUIR RENT		520.00	2,284.55
02 JUL	ANZ INTERNET BANKING BPAY TAX OFFICE PAYMENT {883013}	420.00		1,864.55
06 JUL	ANZ INTERNET BANKING FUNDS TFER TRANSFER 414411 FROM 379425758		1,500.00	3,364.55
06 JUL	ANZ INTERNET BANKING PAYMENT 397249 TO WEALTH SAFE	242.00		3,122.55
06 JUL	ANZ INTERNET BANKING PAYMENT 478466 TO WEALTH SAFE	1,430.00		1,692.55
07 JUL	ANZ INTERNET BANKING BPAY TAX OFFICE PAYMENT {476468}	1,626.71		65.84
09 JUL	TRANSFER FROM JAKE MUIR RENT		520.00	585.84
12 JUL	ANZ INTERNET BANKING PAYMENT 349902 TO WEALTH SAFE	242.00		343.84
16 JUL	ACCOUNT SERVICING FEE	10.00		333.84
	TOTALS AT END OF PAGE	\$4,420.71	\$2,540.00	
	TOTALS AT END OF PERIOD	\$4,420.71	\$2,540.00	\$333.84

This Statement Includes

ANZ bank charges	\$10.00
------------------	---------

Yearly Summary

Previous Year to 30/06/2021 (\$)

Fees Charged

ANZ bank account fee	120.00
Total	\$120.00



BUSINESS ADVANTAGE STATEMENT

STATEMENT NUMBER 105

16 JULY 2021 TO 17 AUGUST 2021

049/862



RM RESOURCES INVESTMENT PTY LTD ATF
RM RESOURCES SUPERANNUATION FUND
PO BOX 445
NORTH PERTH WA 6906

WELCOME TO YOUR ANZ ACCOUNT AT A GLANCE

Account Details

RM RESOURCES INVESTMENT PTY LTD ATF RM
RESOURCES SUPERANNUATION FUND

Branch Number (BSB)

016-002

Account Number

3794-25264

Opening Balance:

\$ **333.84**

Total Deposits:

\$ **1,601.69**

Total Withdrawals:

\$ **1,703.57**

Closing Balance:

\$ **231.96**

NEED TO GET IN TOUCH?



ANZ Internet Banking
anz.com

OR



Enquiries: 13 13 14
Lost/Stolen Cards: 1800 033 844

BUSINESS ADVANTAGE STATEMENT

Account Number 3794-25264

Transaction Details

Please retain this statement for taxation purposes

Date	Transaction Details	Withdrawals (\$)	Deposits (\$)	Balance (\$)
2021				
16 JUL	OPENING BALANCE			333.84
19 JUL	ANZ INTERNET BANKING BPAY WATER CORPORATION {132862}	160.07		173.77
23 JUL	TRANSFER FROM JAKE MUIR RENT		520.00	693.77
23 JUL	TRANSFER FROM QUICKSUPER QUICKSPR3011395546		561.69	1,255.46
06 AUG	TRANSFER FROM JAKE MUIR RENT		520.00	1,775.46
13 AUG	ANZ INTERNET BANKING BPAY CITY OF BAYSWATER {948937}	1,533.50		241.96
17 AUG	ACCOUNT SERVICING FEE	10.00		231.96
	TOTALS AT END OF PAGE	\$1,703.57	\$1,601.69	
	TOTALS AT END OF PERIOD	\$1,703.57	\$1,601.69	\$231.96

This Statement Includes

ANZ bank charges	\$10.00
------------------	---------

Fee Summary

Fees Charged for period: 17 JUL 2021 to 17 AUG 2021

Summary of ANZ Transaction Fees

	Transactions		Fee Per Transaction (\$)	Total Charge (\$)
	Total	Free Additional		
SERVICE FEES				
MONTHLY ACCOUNT SERVICE FEE				10.00
Total Account Service Fees				\$10.00
Total Bank Account Fees Charged				\$10.00

Please note: Overseas transaction fees, overseas ATM fees and non ANZ ATM operator fees not included

No transaction fees* for ANZ cardholders across the new atm by Armaguard network

As an ANZ cardholder you can withdraw cash or make a balance enquiry, with no transaction fee* at any atm by Armaguard ATM.

*Terms and conditions apply.

Visit www.anz.com.au/ways-to-bank/atms for further detail and terms and conditions.



BUSINESS ADVANTAGE STATEMENT

STATEMENT NUMBER 106

17 AUGUST 2021 TO 17 SEPTEMBER 2021

049/1465



RM RESOURCES INVESTMENT PTY LTD ATF
RM RESOURCES SUPERANNUATION FUND
PO BOX 445
NORTH PERTH WA 6906

WELCOME TO YOUR ANZ ACCOUNT AT A GLANCE

Account Details

RM RESOURCES INVESTMENT PTY LTD ATF RM
RESOURCES SUPERANNUATION FUND

Branch Number (BSB)

016-002

Account Number

3794-25264

Opening Balance:

\$ **231.96**



Total Deposits:

\$ **1,925.75**



Total Withdrawals:

\$ **892.06**



Closing Balance:

\$ **1,265.65**

NEED TO GET IN TOUCH?



ANZ Internet Banking
anz.com

OR



Enquiries: 13 13 14
Lost/Stolen Cards: 1800 033 844

BUSINESS ADVANTAGE STATEMENT

Account Number 3794-25264

Transaction Details

Please retain this statement for taxation purposes

Date	Transaction Details	Withdrawals (\$)	Deposits (\$)	Balance (\$)
2021				
17 AUG	OPENING BALANCE			231.96
20 AUG	TRANSFER FROM JAKE MUIR RENT		520.00	751.96
27 AUG	TRANSFER FROM QUICKSUPER QUICKSPR3033839416		365.75	1,117.71
02 SEP	ANZ INTERNET BANKING BPAY DEFT PAYMENTS {173654}	574.58		543.13
03 SEP	TRANSFER FROM JAKE MUIR RENT		520.00	1,063.13
16 SEP	ANZ INTERNET BANKING FUNDS TFER TRANSFER 226398 TO 016002379425758	150.00		913.13
16 SEP	ANZ INTERNET BANKING BPAY WATER CORPORATION {225897}	157.48		755.65
17 SEP	TRANSFER FROM JAKE MUIR RENT		520.00	1,275
17 SEP	ACCOUNT SERVICING FEE	10.00		1,265.65
TOTALS AT END OF PAGE		\$892.06	\$1,925.75	
TOTALS AT END OF PERIOD		\$892.06	\$1,925.75	\$1,265.65

This Statement Includes

ANZ bank charges	\$10.00
------------------	---------

Fee Summary

Fees Charged for period: 18 AUG 2021 to 17 SEP 2021

Summary of ANZ Transaction Fees

	Transactions		Fee Per	Total
	Total	Free	Transaction (\$)	Charge (\$)
SERVICE FEES				
MONTHLY ACCOUNT SERVICE FEE				10.00
Total Account Service Fees				\$10.00
Total Bank Account Fees Charged				\$10.00

Please note: Overseas transaction fees, overseas ATM fees and non ANZ ATM operator fees not included



BUSINESS ADVANTAGE STATEMENT

STATEMENT NUMBER 107

17 SEPTEMBER 2021 TO 15 OCTOBER 2021

049/267



RM RESOURCES INVESTMENT PTY LTD ATF
RM RESOURCES SUPERANNUATION FUND
PO BOX 445
NORTH PERTH WA 6906

WELCOME TO YOUR ANZ ACCOUNT AT A GLANCE

Account Details

RM RESOURCES INVESTMENT PTY LTD ATF RM
RESOURCES SUPERANNUATION FUND

Branch Number (BSB)

016-002

Account Number

3794-25264

Opening Balance:

\$1,265.65

Total Deposits:

\$1,040.00

Total Withdrawals:

\$1,046.00

Closing Balance:

\$1,259.65

NEED TO GET IN TOUCH?



ANZ Internet Banking
anz.com

OR



Enquiries: 13 13 14
Lost/Stolen Cards: 1800 033 844

BUSINESS ADVANTAGE STATEMENT

Account Number 3794-25264

Transaction Details

Please retain this statement for taxation purposes

Date	Transaction Details	Withdrawals (\$)	Deposits (\$)	Balance (\$)
2021				
17 SEP	OPENING BALANCE			1,265.65
01 OCT	TRANSFER FROM JAKE MUIR RENT		520.00	1,785.65
04 OCT	ANZ INTERNET BANKING FUNDS TFER TRANSFER 894958 TO 016002379425758 EFFECTIVE DATE 03 OCT 2021	250.00		1,535.65
04 OCT	ANZ INTERNET BANKING BPAY TAX OFFICE PAYMENT {895219} EFFECTIVE DATE 03 OCT 2021	786.00		749.65
15 OCT	TRANSFER FROM JAKE MUIR RENT		520.00	1,269.65
15 OCT	ACCOUNT SERVICING FEE	10.00		1,259.65
TOTALS AT END OF PAGE		\$1,046.00	\$1,040.00	
TOTALS AT END OF PERIOD		\$1,046.00	\$1,040.00	\$1,259.65

This Statement Includes

ANZ bank charges	\$10.00
------------------	---------

Fee Summary

Fees Charged for period: 18 SEP 2021 to 15 OCT 2021

Summary of ANZ Transaction Fees

	Transactions		Fee Per	Total
	Total	Free	Transaction (\$)	Charge (\$)
SERVICE FEES				
MONTHLY ACCOUNT SERVICE FEE				10.00
Total Account Service Fees				\$10.00
Total Bank Account Fees Charged				\$10.00

Please note: Overseas transaction fees, overseas ATM fees and non ANZ ATM operator fees not included

No transaction fees* for ANZ cardholders across the new atmX by Armaguard network

As an ANZ cardholder you can withdraw cash or make a balance enquiry, with no transaction fee* at any atmX by Armaguard ATM.

*Terms and conditions apply.

Visit www.anz.com.au/ways-to-bank/atms for further detail and terms and conditions.



BUSINESS ADVANTAGE STATEMENT

STATEMENT NUMBER 108

15 OCTOBER 2021 TO 17 NOVEMBER 2021

049/1181



RM RESOURCES INVESTMENT PTY LTD ATF
RM RESOURCES SUPERANNUATION FUND
PO BOX 445
NORTH PERTH WA 6906

WELCOME TO YOUR ANZ ACCOUNT AT A GLANCE

Account Details

RM RESOURCES INVESTMENT PTY LTD ATF RM
RESOURCES SUPERANNUATION FUND

Branch Number (BSB)

016-002

Account Number

3794-25264

Opening Balance:

\$1,259.65

Total Deposits:

\$84,040.00

Total Withdrawals:

\$80,167.48

Closing Balance:

\$5,132.17

NEED TO GET IN TOUCH?



ANZ Internet Banking
anz.com

OR



Enquiries: 13 13 14
Lost/Stolen Cards: 1800 033 844

BUSINESS ADVANTAGE STATEMENT

Account Number 3794-25264

Transaction Details

Please retain this statement for taxation purposes

Date	Transaction Details	Withdrawals (\$)	Deposits (\$)	Balance (\$)
2021				
15 OCT	OPENING BALANCE			1,259.65
21 OCT	TRANSFER FROM ROBERT MUIR SALE OF RMR SHARES		20,000.00	21,259.65
22 OCT	TRANSFER FROM ROBERT MUIR SALE OF RMR SHARE		20,000.00	41,259.65
22 OCT	ANZ INTERNET BANKING FUNDS TFER TRANSFER 321110 TO 016002379425758	20,000.00		21,259.65
25 OCT	TRANSFER FROM ROBERT MUIR SALE OF RMR SHARES		10,000.00	31,259.65
25 OCT	TRANSFER FROM ROBERT MUIR SALE OF RMR SHARES		10,000.00	41,259.65
25 OCT	ANZ INTERNET BANKING FUNDS TFER TRANSFER 754098 TO 016002379425758 EFFECTIVE DATE 24 OCT 2021	20,000.00		21,259.65
25 OCT	ANZ INTERNET BANKING FUNDS TFER TRANSFER 236053 TO 016002379425758	20,000.00		1,259.65
28 OCT	TRANSFER FROM ROBERT MUIR SALE OF RMR SHARES		14,000.00	15,259.65
29 OCT	TRANSFER FROM JAKE MUIR RENT		520.00	15,779.65
01 NOV	ANZ INTERNET BANKING FUNDS TFER TRANSFER 984920 TO 016002379425758	14,000.00		1,779.65
12 NOV	TRANSFER FROM ROBERT MUIR SALE OF RMR SHARES		9,000.00	10,779.65
12 NOV	TRANSFER FROM JAKE MUIR RENT		520.00	11,299.65
15 NOV	ANZ INTERNET BANKING FUNDS TFER TRANSFER 108434 TO 016002379425758 EFFECTIVE DATE 14 NOV 2021	6,000.00		5,299.65
16 NOV	ANZ INTERNET BANKING BPAY WATER CORPORATION {168320}	157.48		5,142.17
17 NOV	ACCOUNT SERVICING FEE	10.00		5,132.17
	TOTALS AT END OF PAGE	\$80,167.48	\$84,040.00	
	TOTALS AT END OF PERIOD	\$80,167.48	\$84,040.00	\$5,132.17

This Statement Includes

ANZ bank charges	\$10.00
------------------	---------



BUSINESS ADVANTAGE STATEMENT

STATEMENT NUMBER 109
17 NOVEMBER 2021 TO 17 DECEMBER 2021

049/438



RM RESOURCES INVESTMENT PTY LTD ATF
RM RESOURCES SUPERANNUATION FUND
PO BOX 445
NORTH PERTH WA 6906

WELCOME TO YOUR ANZ ACCOUNT AT A GLANCE

Account Details

RM RESOURCES INVESTMENT PTY LTD ATF RM
RESOURCES SUPERANNUATION FUND

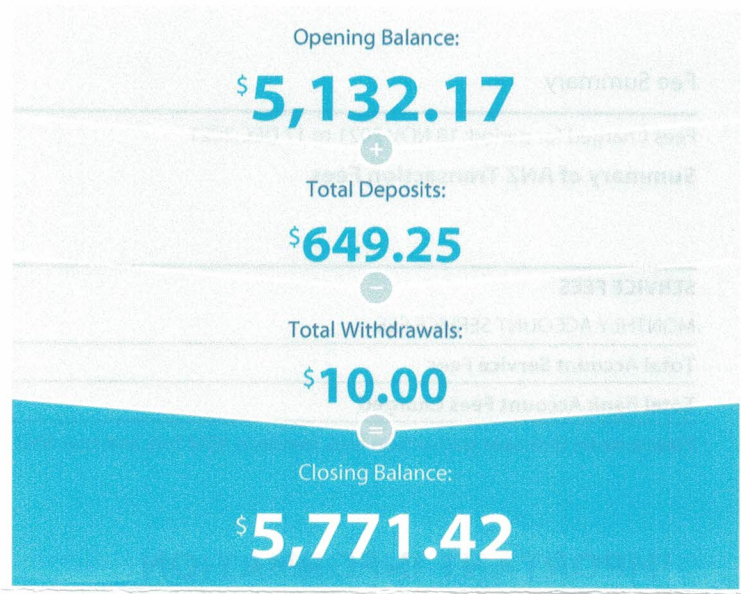
Branch Number (BSB)

016-002

Account Number

3794-25264

352RSP905A045148_MU21_008



NEED TO GET IN TOUCH?



ANZ Internet Banking
anz.com

OR



Enquiries: 13 13 14
Lost/Stolen Cards: 1800 033 844

379425264_05999 E-438 S-803 I-1605

BUSINESS ADVANTAGE STATEMENT

Account Number 3794-25264

Transaction Details

Please retain this statement for taxation purposes

Date	Transaction Details	Withdrawals (\$)	Deposits (\$)	Balance (\$)
2021				
17 NOV	OPENING BALANCE			5,132.17
26 NOV	TRANSFER FROM JAKE MUIR RENT		520.00	5,652.17
17 DEC	TRANSFER FROM QUICKSUPER QUICKSPR3107613294		129.25	5,781.42
17 DEC	ACCOUNT SERVICING FEE	10.00		5,771.42
	TOTALS AT END OF PAGE	\$10.00	\$649.25	
	TOTALS AT END OF PERIOD	\$10.00	\$649.25	\$5,771.42

This Statement Includes

ANZ bank charges	\$10.00
------------------	---------

Fee Summary

Fees Charged for period: 18 NOV 2021 to 17 DEC 2021

Summary of ANZ Transaction Fees

	Transactions		Fee Per Transaction (\$)	Total Charge (\$)
	Total	Free Additional		
SERVICE FEES				
MONTHLY ACCOUNT SERVICE FEE				10.00
Total Account Service Fees				\$10.00
Total Bank Account Fees Charged				\$10.00

Please note: Overseas transaction fees, overseas ATM fees and non ANZ ATM operator fees not included

IMPORTANT INFORMATION

PLEASE CHECK THE ENTRIES AND CALL 13 13 14 REGARDING ANY ERRORS ON THIS STATEMENT.

All entries generated are subject to authorisation and verification and if necessary, adjustments will appear on a later statement.

If you have a complaint or unresolved issue with ANZ's product or service please call our National Feedback Line **1800 805 154** and advise us. Further information in relation to ANZ's dispute resolution process and this product (including details of benefits or fees and charges) is available on request and you can access this information by reviewing the Terms and Conditions, and Fees and Charges brochures which can be found at www.anz.com or by calling **13 13 14**.



BUSINESS ADVANTAGE STATEMENT

STATEMENT NUMBER 110

17 DECEMBER 2021 TO 17 JANUARY 2022

049/955



RM RESOURCES INVESTMENT PTY LTD ATF
RM RESOURCES SUPERANNUATION FUND
PO BOX 445
NORTH PERTH WA 6906

WELCOME TO YOUR ANZ ACCOUNT AT A GLANCE

Account Details

RM RESOURCES INVESTMENT PTY LTD ATF RM
RESOURCES SUPERANNUATION FUND

Branch Number (BSB)

016-002

Account Number

3794-25264

Opening Balance:

\$5,771.42

Total Deposits:

\$25,000.00

Total Withdrawals:

\$26,109.00

Closing Balance:

\$4,662.42

NEED TO GET IN TOUCH?



ANZ Internet Banking
anz.com

OR



Enquiries: 13 13 14
Lost/Stolen Cards: 1800 033 844

BUSINESS ADVANTAGE STATEMENT

Account Number 3794-25264

Transaction Details

Please retain this statement for taxation purposes

Date	Transaction Details	Withdrawals (\$)	Deposits (\$)	Balance (\$)
2021				
17 DEC	OPENING BALANCE			5,771.42
2022	ANZ INTERNET BANKING BPAY			
04 JAN	TAX OFFICE PAYMENT {790607}	786.00		4,985.42
12 JAN	ANZ INTERNET BANKING BPAY ASIC {666049}	47.00		4,938.42
12 JAN	ANZ INTERNET BANKING BPAY ASIC {665225}	266.00		4,672.42
17 JAN	ANZ INTERNET BANKING FUNDS TFER TRANSFER 217644 FROM 379425758		25,000.00	29,672.42
17 JAN	ACCOUNT SERVICING FEE	10.00		29,662.42
17 JAN	ANZ INTERNET BANKING PAYMENT 220991 TO MR R A MUIR	25,000.00		4,662.42
	TOTALS AT END OF PAGE	\$26,109.00	\$25,000.00	
	TOTALS AT END OF PERIOD	\$26,109.00	\$25,000.00	\$4,662.42

This Statement Includes

ANZ bank charges	\$10.00
------------------	---------

Fee Summary

Fees Charged for period: 18 DEC 2021 to 17 JAN 2022

Summary of ANZ Transaction Fees

	Transactions		Fee Per Transaction (\$)	Total Charge (\$)
	Total	Free Additional		
SERVICE FEES				
MONTHLY ACCOUNT SERVICE FEE				10.00
Total Account Service Fees				\$10.00
Total Bank Account Fees Charged				\$10.00

Please note: Overseas transaction fees, overseas ATM fees and non ANZ ATM operator fees not included

IMPORTANT INFORMATION

PLEASE CHECK THE ENTRIES AND CALL 13 13 14 REGARDING ANY ERRORS ON THIS STATEMENT.

All entries generated are subject to authorisation and verification and if necessary, adjustments will appear on a later statement.

If you have a complaint or unresolved issue with ANZ's product or service please call our National Feedback Line **1800 805 154** and advise us. Further information in relation to ANZ's dispute resolution process and this product (including details of benefits or fees and charges) is available on request and you can access this information by reviewing the Terms and Conditions, and Fees and Charges brochures which can be found at www.anz.com or by calling **13 13 14**.



BUSINESS ADVANTAGE STATEMENT

STATEMENT NUMBER 111

17 JANUARY 2022 TO 17 FEBRUARY 2022

049/885



RM RESOURCES INVESTMENT PTY LTD ATF
RM RESOURCES SUPERANNUATION FUND
PO BOX 445
NORTH PERTH WA 6906

WELCOME TO YOUR ANZ ACCOUNT AT A GLANCE

Account Details

RM RESOURCES INVESTMENT PTY LTD ATF RM
RESOURCES SUPERANNUATION FUND

Branch Number (BSB)

016-002

Account Number

3794-25264

Opening Balance:

\$ **4,662.42**

Total Deposits:

\$ **75,000.00**

Total Withdrawals:

\$ **79,610.00**

Closing Balance:

\$ **52.42**

NEED TO GET IN TOUCH?



ANZ Internet Banking
anz.com

OR



Enquiries: 13 13 14
Lost/Stolen Cards: 1800 033 844

049RSP905A033025_MU22_002



379425264_01800 E-885 S-1774 I-3547

BUSINESS ADVANTAGE STATEMENT

Account Number 3794-25264

Transaction Details

Please retain this statement for taxation purposes

Date	Transaction Details	Withdrawals (\$)	Deposits (\$)	Balance (\$)
2022				
17 JAN	OPENING BALANCE			4,662.42
18 JAN	ANZ INTERNET BANKING FUNDS TFER TRANSFER 552497 FROM 379425758		25,000.00	29,662.42
18 JAN	ANZ INTERNET BANKING PAYMENT 555006 TO MR R A MUIR	25,000.00		4,662.42
19 JAN	ANZ INTERNET BANKING FUNDS TFER TRANSFER 147608 FROM 379425758		25,000.00	29,662.42
19 JAN	ANZ INTERNET BANKING PAYMENT 149511 TO MR R A MUIR	25,000.00		4,662.42
21 JAN	ANZ INTERNET BANKING FUNDS TFER TRANSFER 591566 FROM 379425758		25,000.00	29,662.42
21 JAN	ANZ INTERNET BANKING PAYMENT 592375 TO MR R A MUIR	25,000.00		4,662.42
01 FEB	ANZ INTERNET BANKING PAYMENT 710713 TO RMRSF CBA TRADING ACCOUNT	4,600.00		62.42
17 FEB	ACCOUNT SERVICING FEE	10.00		52.42
TOTALS AT END OF PAGE		\$79,610.00	\$75,000.00	
TOTALS AT END OF PERIOD		\$79,610.00	\$75,000.00	\$52.42

This Statement Includes

ANZ bank charges	\$10.00
------------------	---------

Fee Summary

Fees Charged for period: 18 JAN 2022 to 17 FEB 2022

Summary of ANZ Transaction Fees

	Transactions		Fee Per Transaction (\$)	Total Charge (\$)
	Total	Free Additional		
SERVICE FEES				
MONTHLY ACCOUNT SERVICE FEE				10.00
Total Account Service Fees				\$10.00
Total Bank Account Fees Charged				\$10.00

Please note: Overseas transaction fees, overseas ATM fees and non ANZ ATM operator fees not included



BUSINESS ADVANTAGE STATEMENT

STATEMENT NUMBER 112

17 FEBRUARY 2022 TO 17 MARCH 2022

049/936



RM RESOURCES INVESTMENT PTY LTD ATF
RM RESOURCES SUPERANNUATION FUND
PO BOX 445
NORTH PERTH WA 6906

WELCOME TO YOUR ANZ ACCOUNT AT A GLANCE

Account Details

RM RESOURCES INVESTMENT PTY LTD ATF RM
RESOURCES SUPERANNUATION FUND

Branch Number (BSB)

016-002

Account Number

3794-25264

Opening Balance:

\$52.42

Total Deposits:

\$0.00

Total Withdrawals:

\$10.00

Closing Balance:

\$42.42

NEED TO GET IN TOUCH?



ANZ Internet Banking
anz.com

OR



Enquiries: 13 13 14
Lost/Stolen Cards: 1800 033 844

BUSINESS ADVANTAGE STATEMENT

Account Number 3794-25264

Transaction Details

Please retain this statement for taxation purposes

Date	Transaction Details	Withdrawals (\$)	Deposits (\$)	Balance (\$)
2022				
17 FEB	OPENING BALANCE			52.42
17 MAR	ACCOUNT SERVICING FEE	10.00		42.42
	TOTALS AT END OF PAGE	\$10.00	\$0.00	
	TOTALS AT END OF PERIOD	\$10.00	\$0.00	\$42.42

This Statement Includes

ANZ bank charges	\$10.00
------------------	---------

Fee Summary

Fees Charged for period: 18 FEB 2022 to 17 MAR 2022

Summary of ANZ Transaction Fees

	Transactions			Fee Per Transaction (\$)	Total Charge (\$)
	Total	Free	Additional		
SERVICE FEES					
MONTHLY ACCOUNT SERVICE FEE					10.00
Total Account Service Fees					\$10.00
Total Bank Account Fees Charged					\$10.00

Please note: Overseas transaction fees, overseas ATM fees and non ANZ ATM operator fees not included



BUSINESS ADVANTAGE STATEMENT

STATEMENT NUMBER 113
17 MARCH 2022 TO 14 APRIL 2022

049/229



RM RESOURCES INVESTMENT PTY LTD ATF
RM RESOURCES SUPERANNUATION FUND
PO BOX 445
NORTH PERTH WA 6906

WELCOME TO YOUR ANZ ACCOUNT AT A GLANCE

Account Details

RM RESOURCES INVESTMENT PTY LTD ATF RM
RESOURCES SUPERANNUATION FUND

Branch Number (BSB)

016-002

Account Number

3794-25264

Opening Balance:

\$ **42.42**

Total Deposits:

\$ **0.00**

Total Withdrawals:

\$ **10.00**

Closing Balance:

\$ **32.42**

NEED TO GET IN TOUCH?




ANZ Internet Banking
anz.com

OR



Enquiries: 13 13 14
Lost/Stolen Cards: 1800 033 844

106RRP905A051644_MU22_009



379425264_07627 E-229 S-450 I-899

BUSINESS ADVANTAGE STATEMENT

Account Number 3794-25264

Transaction Details

Please retain this statement for taxation purposes

Date	Transaction Details	Withdrawals (\$)	Deposits (\$)	Balance (\$)
2022				
17 MAR	OPENING BALANCE			42.42
14 APR	ACCOUNT SERVICING FEE	10.00		32.42
	TOTALS AT END OF PAGE	\$10.00	\$0.00	
	TOTALS AT END OF PERIOD	\$10.00	\$0.00	\$32.42

This Statement Includes

ANZ bank charges	\$10.00
------------------	---------

Fee Summary

Fees Charged for period: 18 MAR 2022 to 14 APR 2022

Summary of ANZ Transaction Fees

	Transactions		Fee Per	Total
	Total	Free	Transaction (\$)	Charge (\$)
SERVICE FEES				
MONTHLY ACCOUNT SERVICE FEE				10.00
Total Account Service Fees				\$10.00
Total Bank Account Fees Charged				\$10.00

Please note: Overseas transaction fees, overseas ATM fees and non ANZ ATM operator fees not included



BUSINESS ADVANTAGE STATEMENT

STATEMENT NUMBER 114

14 APRIL 2022 TO 17 MAY 2022

049/809



RM RESOURCES INVESTMENT PTY LTD ATF
RM RESOURCES SUPERANNUATION FUND
PO BOX 445
NORTH PERTH WA 6906

WELCOME TO YOUR ANZ ACCOUNT AT A GLANCE

Account Details

RM RESOURCES INVESTMENT PTY LTD ATF RM
RESOURCES SUPERANNUATION FUND

Branch Number (BSB)

016-002

Account Number

3794-25264

Opening Balance:

\$32.42

Total Deposits:

\$0.00

Total Withdrawals:

\$10.00

Closing Balance:

\$22.42

NEED TO GET IN TOUCH?



ANZ Internet Banking
anz.com

OR



Enquiries: 13 13 14
Lost/Stolen Cards: 1800 033 844

BUSINESS ADVANTAGE STATEMENT

Account Number 3794-25264

Transaction Details

Please retain this statement for taxation purposes

Date	Transaction Details	Withdrawals (\$)	Deposits (\$)	Balance (\$)
2022				
14 APR	OPENING BALANCE			32.42
17 MAY	ACCOUNT SERVICING FEE	10.00		22.42
	TOTALS AT END OF PAGE	\$10.00	\$0.00	
	TOTALS AT END OF PERIOD	\$10.00	\$0.00	\$22.42

This Statement Includes

ANZ bank charges	\$10.00
------------------	---------

Fee Summary

Fees Charged for period: 15 APR 2022 to 17 MAY 2022

Summary of ANZ Transaction Fees

	Transactions		Fee Per	Total
	Total	Free	Transaction (\$)	Charge (\$)
SERVICE FEES				
MONTHLY ACCOUNT SERVICE FEE				10.00
Total Account Service Fees				\$10.00
Total Bank Account Fees Charged				\$10.00

Please note: Overseas transaction fees, overseas ATM fees and non ANZ ATM operator fees not included



BUSINESS ADVANTAGE STATEMENT

STATEMENT NUMBER 115

17 MAY 2022 TO 17 JUNE 2022

049/333



RM RESOURCES INVESTMENT PTY LTD ATF
RM RESOURCES SUPERANNUATION FUND
PO BOX 445
NORTH PERTH WA 6906

WELCOME TO YOUR ANZ ACCOUNT AT A GLANCE

Account Details

RM RESOURCES INVESTMENT PTY LTD ATF RM
RESOURCES SUPERANNUATION FUND

Branch Number (BSB)

016-002

Account Number

3794-25264

Opening Balance:

\$ **22.42**

Total Deposits:

\$ **0.00**

Total Withdrawals:

\$ **10.00**

Closing Balance:

\$ **12.42**

NEED TO GET IN TOUCH?



ANZ Internet Banking
anz.com

OR



Enquiries: 13 13 14
Lost/Stolen Cards: 1800 033 844

BUSINESS ADVANTAGE STATEMENT

Account Number 3794-25264

Transaction Details

Please retain this statement for taxation purposes

Date	Transaction Details	Withdrawals (\$)	Deposits (\$)	Balance (\$)
2022				
17 MAY	OPENING BALANCE			22.42
17 JUN	ACCOUNT SERVICING FEE	10.00		12.42
	TOTALS AT END OF PAGE	\$10.00	\$0.00	
	TOTALS AT END OF PERIOD	\$10.00	\$0.00	\$12.42

This Statement Includes

ANZ bank charges	\$10.00
------------------	---------

Fee Summary

Fees Charged for period: 18 MAY 2022 to 17 JUN 2022

Summary of ANZ Transaction Fees

	Transactions		Fee Per Transaction (\$)	Total Charge (\$)
	Total	Free Additional		
SERVICE FEES				
MONTHLY ACCOUNT SERVICE FEE				10.00
Total Account Service Fees				\$10.00
Total Bank Account Fees Charged				\$10.00

Please note: Overseas transaction fees, overseas ATM fees and non ANZ ATM operator fees not included



BUSINESS ADVANTAGE STATEMENT

STATEMENT NUMBER 116

17 JUNE 2022 TO 15 JULY 2022

049/446



RM RESOURCES INVESTMENT PTY LTD ATF
RM RESOURCES SUPERANNUATION FUND
PO BOX 445
NORTH PERTH WA 6906

WELCOME TO YOUR ANZ ACCOUNT AT A GLANCE

Account Details

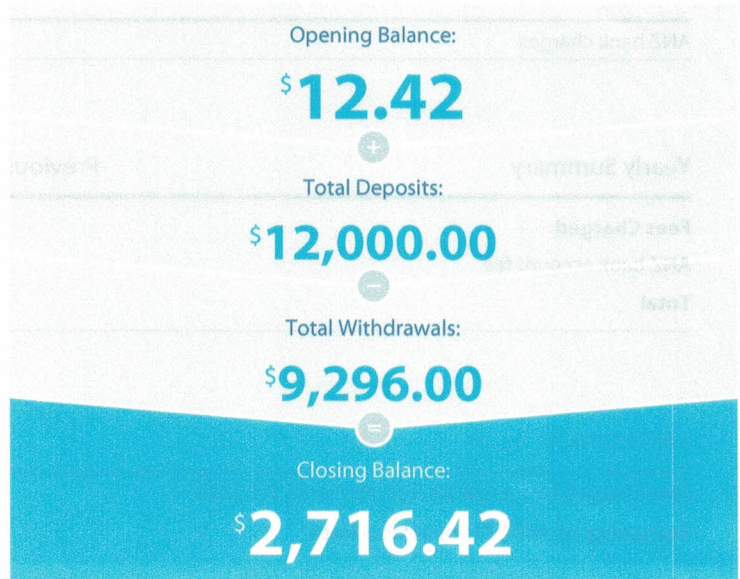
RM RESOURCES INVESTMENT PTY LTD ATF RM
RESOURCES SUPERANNUATION FUND

Branch Number (BSB)

016-002

Account Number

3794-25264



NEED TO GET IN TOUCH?



ANZ Internet Banking
anz.com

OR



Enquiries: 13 13 14
Lost/Stolen Cards: 1800 033 844

1975SP005A045618_MJ22_006



379425264_05439 E-446 S-914 I-1827

BUSINESS ADVANTAGE STATEMENT

Account Number 3794-25264

Transaction Details

Please retain this statement for taxation purposes

Date	Transaction Details	Withdrawals (\$)	Deposits (\$)	Balance (\$)
2022				
17 JUN	OPENING BALANCE			12.42
04 JUL	ANZ INTERNET BANKING FUNDS TFER TRANSFER 380256 FROM 379425758 EFFECTIVE DATE 02 JUL 2022		12,000.00	12,012.42
04 JUL	ANZ INTERNET BANKING PAYMENT 109137 TO MR R A MUIR	8,500.00		3,512.42
12 JUL	ANZ INTERNET BANKING BPAY TAX OFFICE PAYMENT {961541}	786.00		2,726.42
15 JUL	ACCOUNT SERVICING FEE	10.00		2,716.42
	TOTALS AT END OF PAGE	\$9,296.00	\$12,000.00	
	TOTALS AT END OF PERIOD	\$9,296.00	\$12,000.00	\$2,716.42

This Statement Includes

ANZ bank charges	\$10.00
------------------	---------

Yearly Summary

Previous Year to 30/06/2022 (\$)

Fees Charged

ANZ bank account fee	120.00
Total	\$120.00

Fee Summary

Fees Charged for period: 18 JUN 2022 to 15 JUL 2022

Summary of ANZ Transaction Fees

	Transactions		Fee Per	Total
	Total	Free	Transaction (\$)	Charge (\$)
SERVICE FEES				
MONTHLY ACCOUNT SERVICE FEE				10.00
Total Account Service Fees				\$10.00
Total Bank Account Fees Charged				\$10.00

Please note: Overseas transaction fees, overseas ATM fees and non ANZ ATM operator fees not included



ANZ BUSINESS ONLINE SAVER STATEMENT

STATEMENT NUMBER 84

17 JUNE 2021 TO 16 JULY 2021

049/1207



RM RESOURCES INVESTMENT PTY LTD ATF
RM RESOURCES SUPERANNUATION FUND
PO BOX 445
NORTH PERTH WA 6906

WELCOME TO YOUR ANZ ACCOUNT AT A GLANCE

Account Details

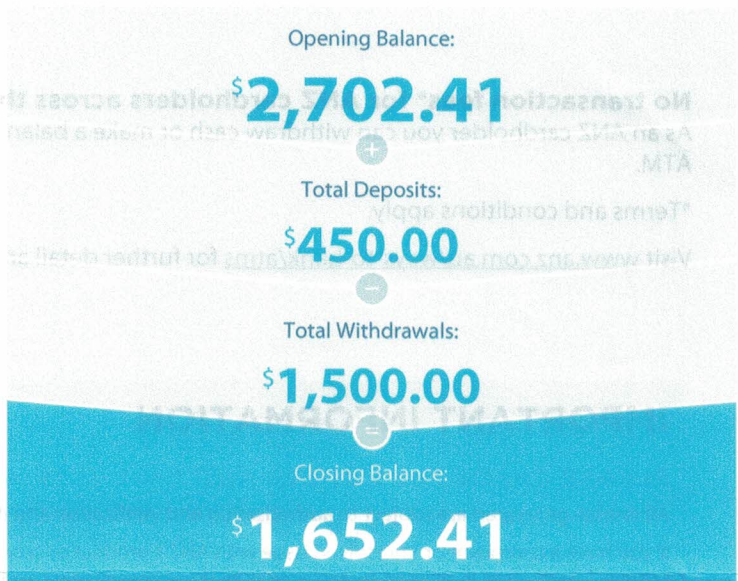
RM RESOURCES INVESTMENT PTY LTD
ATF RM RESOURCES SUPERANNUATION FUND

Branch Number (BSB)

016-002

Account Number

3794-25758



NEED TO GET IN TOUCH?



ANZ Internet Banking
anz.com

OR



Enquiries: 13 13 14
Lost/Stolen Cards: 1800 033 844

ANZ BUSINESS ONLINE SAVER STATEMENT

Account Number 3794-25758

Transaction Details

Please retain this statement for taxation purposes

Date	Transaction Details	Withdrawals (\$)	Deposits (\$)	Balance (\$)
2021				
17 JUN	OPENING BALANCE			2,702.41
21 JUN	ANZ INTERNET BANKING FUNDS TFER TRANSFER 270360 FROM 379425264 EFFECTIVE DATE 19 JUN 2021		450.00	3,152.41
06 JUL	ANZ INTERNET BANKING FUNDS TFER TRANSFER 414411 TO 016002379425264	1,500.00		1,652.41
TOTALS AT END OF PAGE		\$1,500.00	\$450.00	
TOTALS AT END OF PERIOD		\$1,500.00	\$450.00	\$1,652.41

Yearly Summary

Previous Year to 30/06/2021 (\$)

Interest earned on deposits	2.76
-----------------------------	------

No transaction fees* for ANZ cardholders across the new atm by Armaguard network

As an ANZ cardholder you can withdraw cash or make a balance enquiry, with no transaction fee* at any atm by Armaguard ATM.

*Terms and conditions apply.

Visit www.anz.com.au/ways-to-bank/atms for further detail and terms and conditions.

IMPORTANT INFORMATION

PLEASE CHECK THE ENTRIES AND CALL 13 13 14 REGARDING ANY ERRORS ON THIS STATEMENT.

All entries generated are subject to authorisation and verification and if necessary, adjustments will appear on a later statement.

If you have a complaint or unresolved issue with ANZ's product or service please call our National Feedback Line **1800 805 154** and advise us.

Further information in relation to ANZ's dispute resolution process and this product (including details of benefits or fees and charges) is available on request and you can access this information by reviewing the Terms and Conditions, and Fees and Charges brochures which can be found at www.anz.com or by calling **13 13 14**.



ANZ BUSINESS ONLINE SAVER STATEMENT

STATEMENT NUMBER 85
16 JULY 2021 TO 17 AUGUST 2021

049/863



RM RESOURCES INVESTMENT PTY LTD ATF
RM RESOURCES SUPERANNUATION FUND
PO BOX 445
NORTH PERTH WA 6906

WELCOME TO YOUR ANZ ACCOUNT AT A GLANCE

Account Details

RM RESOURCES INVESTMENT PTY LTD
ATF RM RESOURCES SUPERANNUATION FUND

Branch Number (BSB)

016-002

Account Number

3794-25758

Opening Balance:

\$1,652.41

Total Deposits:

\$0.00

Total Withdrawals:

\$0.00

Closing Balance:

\$1,652.41

NEED TO GET IN TOUCH?



ANZ Internet Banking
anz.com

OR



Enquiries: 13 13 14
Lost/Stolen Cards: 1800 033 844

ANZ BUSINESS ONLINE SAVER STATEMENT

Account Number 3794-25758

Transaction Details

Please retain this statement for taxation purposes

Date	Transaction Details	Withdrawals (\$)	Deposits (\$)	Balance (\$)
2021				
16 JUL	OPENING BALANCE			1,652.41
TOTALS AT END OF PAGE		\$0.00	\$0.00	
TOTALS AT END OF PERIOD		\$0.00	\$0.00	\$1,652.41

No transaction fees* for ANZ cardholders across the new atmX by Armaguard network

As an ANZ cardholder you can withdraw cash or make a balance enquiry, with no transaction fee* at any atmX by Armaguard ATM.

*Terms and conditions apply.

Visit www.anz.com.au/ways-to-bank/atms for further detail and terms and conditions.

IMPORTANT INFORMATION

PLEASE CHECK THE ENTRIES AND CALL 13 13 14 REGARDING ANY ERRORS ON THIS STATEMENT.

All entries generated are subject to authorisation and verification and if necessary, adjustments will appear on a later statement.

If you have a complaint or unresolved issue with ANZ's product or service please call our National Feedback Line **1800 805 154** and advise us. Further information in relation to ANZ's dispute resolution process and this product (including details of benefits or fees and charges) is available on request and you can access this information by reviewing the Terms and Conditions, and Fees and Charges brochures which can be found at www.anz.com or by calling **13 13 14**.



ANZ BUSINESS ONLINE SAVER STATEMENT

STATEMENT NUMBER 86

17 AUGUST 2021 TO 17 SEPTEMBER 2021

049/1466



RM RESOURCES INVESTMENT PTY LTD ATF
RM RESOURCES SUPERANNUATION FUND
PO BOX 445
NORTH PERTH WA 6906

WELCOME TO YOUR ANZ ACCOUNT AT A GLANCE

Account Details

RM RESOURCES INVESTMENT PTY LTD
ATF RM RESOURCES SUPERANNUATION FUND

Branch Number (BSB)

016-002

Account Number

3794-25758

Opening Balance:

\$1,652.41

Total Deposits:

\$150.00

Total Withdrawals:

\$0.00

Closing Balance:

\$1,802.41

NEED TO GET IN TOUCH?



ANZ Internet Banking
anz.com

OR



Enquiries: 13 13 14
Lost/Stolen Cards: 1800 033 844

ANZ BUSINESS ONLINE SAVER STATEMENT

Account Number 3794-25758

Transaction Details

Please retain this statement for taxation purposes

Date	Transaction Details	Withdrawals (\$)	Deposits (\$)	Balance (\$)
2021				
17 AUG	OPENING BALANCE			1,652.41
16 SEP	ANZ INTERNET BANKING FUNDS TFER TRANSFER 226398 FROM 379425264		150.00	1,802.41
	TOTALS AT END OF PAGE	\$0.00	\$150.00	
	TOTALS AT END OF PERIOD	\$0.00	\$150.00	\$1,802.41

No transaction fees* for ANZ cardholders across the new atm by Armaguard network

As an ANZ cardholder you can withdraw cash or make a balance enquiry, with no transaction fee* at any atm by Armaguard ATM.

*Terms and conditions apply.

Visit www.anz.com.au/ways-to-bank/atms for further detail and terms and conditions.

IMPORTANT INFORMATION

PLEASE CHECK THE ENTRIES AND CALL 13 13 14 REGARDING ANY ERRORS ON THIS STATEMENT.

All entries generated are subject to authorisation and verification and if necessary, adjustments will appear on a later statement.

If you have a complaint or unresolved issue with ANZ's product or service please call our National Feedback Line **1800 805 154** and advise us. Further information in relation to ANZ's dispute resolution process and this product (including details of benefits or fees and charges) is available on request and you can access this information by reviewing the Terms and Conditions, and Fees and Charges brochures which can be found at www.anz.com or by calling **13 13 14**.



ANZ BUSINESS ONLINE SAVER STATEMENT

STATEMENT NUMBER 87

17 SEPTEMBER 2021 TO 15 OCTOBER 2021

049/268



RM RESOURCES INVESTMENT PTY LTD ATF
RM RESOURCES SUPERANNUATION FUND
PO BOX 445
NORTH PERTH WA 6906

WELCOME TO YOUR ANZ ACCOUNT AT A GLANCE

Account Details

RM RESOURCES INVESTMENT PTY LTD
ATF RM RESOURCES SUPERANNUATION FUND

Branch Number (BSB)

016-002

Account Number

3794-25758

Opening Balance:

\$1,802.41

Total Deposits:

\$250.00

Total Withdrawals:

\$0.00

Closing Balance:

\$2,052.41

NEED TO GET IN TOUCH?



ANZ Internet Banking
anz.com

OR



Enquiries: 13 13 14
Lost/Stolen Cards: 1800 033 844

ANZ BUSINESS ONLINE SAVER STATEMENT

Account Number 3794-25758

Transaction Details

Please retain this statement for taxation purposes

Date	Transaction Details	Withdrawals (\$)	Deposits (\$)	Balance (\$)
2021				
17 SEP	OPENING BALANCE			1,802.41
04 OCT	ANZ INTERNET BANKING FUNDS TFER TRANSFER 894958 FROM 379425264 EFFECTIVE DATE 03 OCT 2021		250.00	2,052.41
	TOTALS AT END OF PAGE	\$0.00	\$250.00	
	TOTALS AT END OF PERIOD	\$0.00	\$250.00	\$2,052.41

No transaction fees* for ANZ cardholders across the new atm by Armaguard network

As an ANZ cardholder you can withdraw cash or make a balance enquiry, with no transaction fee* at any atm by Armaguard ATM.

*Terms and conditions apply.

Visit www.anz.com.au/ways-to-bank/atms for further detail and terms and conditions.

IMPORTANT INFORMATION

PLEASE CHECK THE ENTRIES AND CALL 13 13 14 REGARDING ANY ERRORS ON THIS STATEMENT.

All entries generated are subject to authorisation and verification and if necessary, adjustments will appear on a later statement.

If you have a complaint or unresolved issue with ANZ's product or service please call our National Feedback Line **1800 805 154** and advise us.

Further information in relation to ANZ's dispute resolution process and this product (including details of benefits or fees and charges) is available on request and you can access this information by reviewing the Terms and Conditions, and Fees and Charges brochures which can be found at www.anz.com or by calling **13 13 14**.



ANZ BUSINESS ONLINE SAVER STATEMENT

STATEMENT NUMBER 88

15 OCTOBER 2021 TO 17 NOVEMBER 2021

049/1182



RM RESOURCES INVESTMENT PTY LTD ATF
RM RESOURCES SUPERANNUATION FUND
PO BOX 445
NORTH PERTH WA 6906

WELCOME TO YOUR ANZ ACCOUNT AT A GLANCE

Account Details

RM RESOURCES INVESTMENT PTY LTD
ATF RM RESOURCES SUPERANNUATION FUND

Branch Number (BSB)

016-002

Account Number

3794-25758

Opening Balance:

\$2,052.41

Total Deposits:

\$80,000.10

Total Withdrawals:

\$0.00

Closing Balance:

\$82,052.51

NEED TO GET IN TOUCH?



ANZ Internet Banking
anz.com

OR



Enquiries: 13 13 14
Lost/Stolen Cards: 1800 033 844

ANZ BUSINESS ONLINE SAVER STATEMENT

Account Number 3794-25758

Transaction Details

Please retain this statement for taxation purposes

Date	Transaction Details	Withdrawals (\$)	Deposits (\$)	Balance (\$)
2021				
15 OCT	OPENING BALANCE			2,052.41
22 OCT	ANZ INTERNET BANKING FUNDS TFER TRANSFER 321110 FROM 379425264		20,000.00	22,052.41
25 OCT	ANZ INTERNET BANKING FUNDS TFER TRANSFER 754098 FROM 379425264 EFFECTIVE DATE 24 OCT 2021		20,000.00	42,052.41
25 OCT	ANZ INTERNET BANKING FUNDS TFER TRANSFER 236053 FROM 379425264		20,000.00	62,052.41
29 OCT	CREDIT INTEREST PAID		0.10	62,052.51
01 NOV	ANZ INTERNET BANKING FUNDS TFER TRANSFER 984920 FROM 379425264		14,000.00	76,052.51
15 NOV	ANZ INTERNET BANKING FUNDS TFER TRANSFER 108434 FROM 379425264 EFFECTIVE DATE 14 NOV 2021		6,000.00	82,052.51
	TOTALS AT END OF PAGE	\$0.00	\$80,000.10	
	TOTALS AT END OF PERIOD	\$0.00	\$80,000.10	\$82,052.51

This Statement Includes

Interest earned on deposits	\$0.10
-----------------------------	--------

No transaction fees* for ANZ cardholders across the new atm by Armaguard network

As an ANZ cardholder you can withdraw cash or make a balance enquiry, with no transaction fee* at any atm by Armaguard ATM.

*Terms and conditions apply.

Visit www.anz.com.au/ways-to-bank/atms for further detail and terms and conditions.

IMPORTANT INFORMATION

PLEASE CHECK THE ENTRIES AND CALL 13 13 14 REGARDING ANY ERRORS ON THIS STATEMENT.

All entries generated are subject to authorisation and verification and if necessary, adjustments will appear on a later statement.

If you have a complaint or unresolved issue with ANZ's product or service please call our National Feedback Line **1800 805 154** and advise us. Further information in relation to ANZ's dispute resolution process and this product (including details of benefits or fees and charges) is available on request and you can access this information by reviewing the Terms and Conditions, and Fees and Charges brochures which can be found at www.anz.com or by calling **13 13 14**.



ANZ BUSINESS ONLINE SAVER STATEMENT

STATEMENT NUMBER 89

17 NOVEMBER 2021 TO 17 DECEMBER 2021

049/433



RM RESOURCES INVESTMENT PTY LTD ATF
RM RESOURCES SUPERANNUATION FUND
PO BOX 445
NORTH PERTH WA 6906

WELCOME TO YOUR ANZ ACCOUNT AT A GLANCE

Account Details

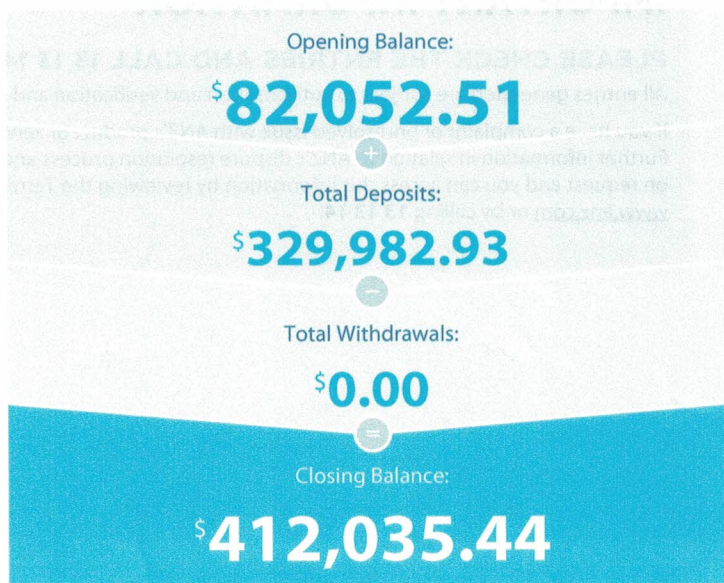
RM RESOURCES INVESTMENT PTY LTD
ATF RM RESOURCES SUPERANNUATION FUND

Branch Number (BSB)

016-002

Account Number

3794-25758



NEED TO GET IN TOUCH?



ANZ Internet Banking
anz.com

OR



Enquiries: 13 13 14
Lost/Stolen Cards: 1800 033 844

ANZ BUSINESS ONLINE SAVER STATEMENT

Account Number 3794-25758

Transaction Details

Please retain this statement for taxation purposes

Date	Transaction Details	Withdrawals (\$)	Deposits (\$)	Balance (\$)
2021				
17 NOV	OPENING BALANCE			82,052.51
30 NOV	CREDIT INTEREST PAID		0.68	82,053.19
15 DEC	SETTLEMENT FUNDS U12 92 SIXTH AVE		329,982.25	412,035.44
	TOTALS AT END OF PAGE	\$0.00	\$329,982.93	
	TOTALS AT END OF PERIOD	\$0.00	\$329,982.93	\$412,035.44

This Statement Includes

Interest earned on deposits	\$0
-----------------------------	-----

IMPORTANT INFORMATION

PLEASE CHECK THE ENTRIES AND CALL 13 13 14 REGARDING ANY ERRORS ON THIS STATEMENT.

All entries generated are subject to authorisation and verification and if necessary, adjustments will appear on a later statement.

If you have a complaint or unresolved issue with ANZ's product or service please call our National Feedback Line **1800 805 154** and advise us. Further information in relation to ANZ's dispute resolution process and this product (including details of benefits or fees and charges) is available on request and you can access this information by reviewing the Terms and Conditions, and Fees and Charges brochures which can be found at www.anz.com or by calling **13 13 14**.



ANZ BUSINESS ONLINE SAVER STATEMENT

STATEMENT NUMBER 90

17 DECEMBER 2021 TO 17 JANUARY 2022

049/956



RM RESOURCES INVESTMENT PTY LTD ATF
RM RESOURCES SUPERANNUATION FUND
PO BOX 445
NORTH PERTH WA 6906

WELCOME TO YOUR ANZ ACCOUNT AT A GLANCE

Account Details

RM RESOURCES INVESTMENT PTY LTD
ATF RM RESOURCES SUPERANNUATION FUND

Branch Number (BSB)

016-002

Account Number

3794-25758

Opening Balance:

\$412,035.44

Total Deposits:

\$2.14

Total Withdrawals:

\$25,000.00

Closing Balance:

\$387,037.58

NEED TO GET IN TOUCH?



ANZ Internet Banking
anz.com

OR



Enquiries: 13 13 14
Lost/Stolen Cards: 1800 033 844

ANZ BUSINESS ONLINE SAVER STATEMENT

Account Number 3794-25758

Transaction Details

Please retain this statement for taxation purposes

Date	Transaction Details	Withdrawals (\$)	Deposits (\$)	Balance (\$)
2021				
17 DEC	OPENING BALANCE			412,035.44
31 DEC	CREDIT INTEREST PAID		2.14	412,037.58
2022				
17 JAN	ANZ INTERNET BANKING FUNDS TFER TRANSFER 217644 TO 016002379425264	25,000.00		387,037.58
	TOTALS AT END OF PAGE	\$25,000.00	\$2.14	
	TOTALS AT END OF PERIOD	\$25,000.00	\$2.14	\$387,037.58

This Statement Includes

Interest earned on deposits	\$2.14
-----------------------------	--------

IMPORTANT INFORMATION

PLEASE CHECK THE ENTRIES AND CALL 13 13 14 REGARDING ANY ERRORS ON THIS STATEMENT.

All entries generated are subject to authorisation and verification and if necessary, adjustments will appear on a later statement.

If you have a complaint or unresolved issue with ANZ's product or service please call our National Feedback Line **1800 805 154** and advise us. Further information in relation to ANZ's dispute resolution process and this product (including details of benefits or fees and charges) is available on request and you can access this information by reviewing the Terms and Conditions, and Fees and Charges brochures which can be found at www.anz.com or by calling **13 13 14**.



ANZ BUSINESS ONLINE SAVER STATEMENT

STATEMENT NUMBER 91

17 JANUARY 2022 TO 17 FEBRUARY 2022

049/886



RM RESOURCES INVESTMENT PTY LTD ATF
RM RESOURCES SUPERANNUATION FUND
PO BOX 445
NORTH PERTH WA 6906

WELCOME TO YOUR ANZ ACCOUNT AT A GLANCE

Account Details

RM RESOURCES INVESTMENT PTY LTD
ATF RM RESOURCES SUPERANNUATION FUND

Branch Number (BSB)

016-002

Account Number

3794-25758

Opening Balance:

\$387,037.58

Total Deposits:

\$3.16

Total Withdrawals:

\$75,000.00

Closing Balance:

\$312,040.74

NEED TO GET IN TOUCH?




ANZ Internet Banking
anz.com

OR



Enquiries: 13 13 14
Lost/Stolen Cards: 1800 033 844

049RSP905A033025_MU22_002



379425758_01801 E-886 S-1776 I-3551

ANZ BUSINESS ONLINE SAVER STATEMENT

Account Number 3794-25758

Transaction Details

Please retain this statement for taxation purposes

Date	Transaction Details	Withdrawals (\$)	Deposits (\$)	Balance (\$)
2022				
17 JAN	OPENING BALANCE			387,037.58
18 JAN	ANZ INTERNET BANKING FUNDS TFER TRANSFER 552497 TO 016002379425264	25,000.00		362,037.58
19 JAN	ANZ INTERNET BANKING FUNDS TFER TRANSFER 147608 TO 016002379425264	25,000.00		337,037.58
21 JAN	ANZ INTERNET BANKING FUNDS TFER TRANSFER 591566 TO 016002379425264	25,000.00		312,037.58
31 JAN	CREDIT INTEREST PAID		3.16	312,040.74
	TOTALS AT END OF PAGE	\$75,000.00	\$3.16	
	TOTALS AT END OF PERIOD	\$75,000.00	\$3.16	\$312,040.74

This Statement Includes

Interest earned on deposits	\$3.16
-----------------------------	--------

IMPORTANT INFORMATION

PLEASE CHECK THE ENTRIES AND CALL 13 13 14 REGARDING ANY ERRORS ON THIS STATEMENT.

All entries generated are subject to authorisation and verification and if necessary, adjustments will appear on a later statement.

If you have a complaint or unresolved issue with ANZ's product or service please call our National Feedback Line **1800 805 154** and advise us. Further information in relation to ANZ's dispute resolution process and this product (including details of benefits or fees and charges) is available on request and you can access this information by reviewing the Terms and Conditions, and Fees and Charges brochures which can be found at www.anz.com or by calling **13 13 14**.



ANZ BUSINESS ONLINE SAVER STATEMENT

STATEMENT NUMBER 92

17 FEBRUARY 2022 TO 17 MARCH 2022

049/937



RM RESOURCES INVESTMENT PTY LTD ATF
RM RESOURCES SUPERANNUATION FUND
PO BOX 445
NORTH PERTH WA 6906

WELCOME TO YOUR ANZ ACCOUNT AT A GLANCE

Account Details

RM RESOURCES INVESTMENT PTY LTD
ATF RM RESOURCES SUPERANNUATION FUND

Branch Number (BSB)

016-002

Account Number

3794-25758

Opening Balance:

\$312,040.74

Total Deposits:

\$2.40

Total Withdrawals:

\$0.00

Closing Balance:

\$312,043.14

NEED TO GET IN TOUCH?



ANZ Internet Banking
anz.com

OR



Enquiries: 13 13 14
Lost/Stolen Cards: 1800 033 844



ANZ BUSINESS ONLINE SAVER STATEMENT

Account Number 3794-25758

Transaction Details

Please retain this statement for taxation purposes

Date	Transaction Details	Withdrawals (\$)	Deposits (\$)	Balance (\$)
2022				
17 FEB	OPENING BALANCE			312,040.74
28 FEB	CREDIT INTEREST PAID		2.40	312,043.14
	TOTALS AT END OF PAGE	\$0.00	\$2.40	
	TOTALS AT END OF PERIOD	\$0.00	\$2.40	\$312,043.14

This Statement Includes

Interest earned on deposits	\$2.40
-----------------------------	--------

IMPORTANT INFORMATION

PLEASE CHECK THE ENTRIES AND CALL 13 13 14 REGARDING ANY ERRORS ON THIS STATEMENT.

All entries generated are subject to authorisation and verification, and if necessary, adjustments will appear on a later statement.

Further information in relation to this product (including details of benefits or fees and charges) is available on request and you can access this information by reviewing the Terms and Conditions, and Fees and Charges brochures which can be found at anz.com or by calling 13 13 14.

If you have a complaint about an ANZ product or service, please contact us and we will try to resolve the issue as quickly as possible. Our customer complaints guide is available at <https://www.anz.com.au/support/contact-us/compliments-suggestions-complaints/>, alternatively you may wish to:

- Call us:**
- General enquiries **13 13 14**
 - If you're overseas **+61 3 9683 9999**
 - ANZ Complaint Resolution Team on **1800 805 154**
 - If you're deaf, hard of hearing and/or have a speech impairment, call **133 677** or visit the **National Relay Service** at: <https://nrschat.nrs.gov.au/nrs/internetrelay>

Write to us: ANZ Complaint Resolution Team
Locked Bag 4050,
South Melbourne VIC 3205
or **ANZ online complaints form:**
<https://www.anz.com.au/support/contact-us/compliments-suggestions-complaints/feedback/>

Visit us: At your nearest ANZ branch.
If you have a Relationship Manager, please feel free to contact them.

If an issue has not been resolved to your satisfaction, you can lodge a complaint with the Australian Financial Complaints Authority (AFCA). AFCA provides fair and independent financial services complaint resolution that is free to consumers.

Call: 1800 931 678 (free call within Australia), or +61 1800 931 678 (International)
Write to: Australian Financial Complaints Authority Limited
GPO Box 3,
Melbourne VIC 3001
Online: Email: info@afca.org.au
Web: www.afca.org.au



ANZ BUSINESS ONLINE SAVER STATEMENT

STATEMENT NUMBER 93
17 MARCH 2022 TO 14 APRIL 2022

049/230



RM RESOURCES INVESTMENT PTY LTD ATF
RM RESOURCES SUPERANNUATION FUND
PO BOX 445
NORTH PERTH WA 6906

WELCOME TO YOUR ANZ ACCOUNT AT A GLANCE

Account Details

RM RESOURCES INVESTMENT PTY LTD
ATF RM RESOURCES SUPERANNUATION FUND

Branch Number (BSB)

016-002

Account Number

3794-25758

Opening Balance:

\$312,043.14

Total Deposits:

\$2.65

Total Withdrawals:

\$0.00

Closing Balance:

\$312,045.79

NEED TO GET IN TOUCH?




ANZ Internet Banking
anz.com

OR



Enquiries: 13 13 14
Lost/Stolen Cards: 1800 033 844

105RSP905A051644_MU22_009



379425758_07628 E-230 S-452 I-903

ANZ BUSINESS ONLINE SAVER STATEMENT

Account Number 3794-25758

Transaction Details

Please retain this statement for taxation purposes

Date	Transaction Details	Withdrawals (\$)	Deposits (\$)	Balance (\$)
2022				
17 MAR	OPENING BALANCE			312,043.14
31 MAR	CREDIT INTEREST PAID		2.65	312,045.79
	TOTALS AT END OF PAGE	\$0.00	\$2.65	
	TOTALS AT END OF PERIOD	\$0.00	\$2.65	\$312,045.79

This Statement Includes

Interest earned on deposits	\$2.65
-----------------------------	--------

IMPORTANT INFORMATION

PLEASE CHECK THE ENTRIES AND CALL 13 13 14 REGARDING ANY ERRORS ON THIS STATEMENT.

All entries generated are subject to authorisation and verification, and if necessary, adjustments will appear on a later statement.

Further information in relation to this product (including details of benefits or fees and charges) is available on request and you can access this information by reviewing the Terms and Conditions, and Fees and Charges brochures which can be found at anz.com or by calling 13 13 14.

If you have a complaint about an ANZ product or service, please contact us and we will try to resolve the issue as quickly as possible. Our customer complaints guide is available at <https://www.anz.com.au/support/contact-us/compliments-suggestions-complaints/>, alternatively you may wish to:

- Call us:**
- General enquiries **13 13 14**
 - If you're overseas **+61 3 9683 9999**
 - ANZ Complaint Resolution Team on **1800 805 154**
 - If you're deaf, hard of hearing and/or have a speech impairment, call **133 677** or visit the **National Relay Service** at: <https://nrschat.nrschat.gov.au/nrs/internetrelay>

Write to us: ANZ Complaint Resolution Team
Locked Bag 4050,
South Melbourne VIC 3205
or **ANZ online complaints form:**

<https://www.anz.com.au/support/contact-us/compliments-suggestions-complaints/feedback/>

Visit us: At your nearest ANZ branch.
If you have a Relationship Manager, please feel free to contact them.

If an issue has not been resolved to your satisfaction, you can lodge a complaint with the Australian Financial Complaints Authority (AFCA). AFCA provides fair and independent financial services complaint resolution that is free to consumers.

Call: 1800 931 678 (free call within Australia), or +61 1800 931 678 (International)
Online: Email: info@afca.org.au
Web: www.afca.org.au

Write to: Australian Financial Complaints Authority Limited
GPO Box 3,
Melbourne VIC 3001



ANZ BUSINESS ONLINE SAVER STATEMENT

STATEMENT NUMBER 94

14 APRIL 2022 TO 17 MAY 2022

049/810



RM RESOURCES INVESTMENT PTY LTD ATF
RM RESOURCES SUPERANNUATION FUND
PO BOX 445
NORTH PERTH WA 6906

WELCOME TO YOUR ANZ ACCOUNT AT A GLANCE

Account Details

RM RESOURCES INVESTMENT PTY LTD
ATF RM RESOURCES SUPERANNUATION FUND

Branch Number (BSB)

016-002

Account Number

3794-25758

Opening Balance:

\$312,045.79

Total Deposits:

\$2.48

Total Withdrawals:

\$0.00

Closing Balance:

\$312,048.27

NEED TO GET IN TOUCH?



ANZ Internet Banking
anz.com

OR



Enquiries: 13 13 14
Lost/Stolen Cards: 1800 033 844

ANZ BUSINESS ONLINE SAVER STATEMENT

Account Number 3794-25758

Transaction Details

Please retain this statement for taxation purposes

Date	Transaction Details	Withdrawals (\$)	Deposits (\$)	Balance (\$)
2022				
14 APR	OPENING BALANCE			312,045.79
29 APR	CREDIT INTEREST PAID		2.48	312,048.27
	TOTALS AT END OF PAGE	\$0.00	\$2.48	
	TOTALS AT END OF PERIOD	\$0.00	\$2.48	\$312,048.27

This Statement Includes

Interest earned on deposits	\$2.48
-----------------------------	--------

IMPORTANT INFORMATION

PLEASE CHECK THE ENTRIES AND CALL 13 13 14 REGARDING ANY ERRORS ON THIS STATEMENT.

All entries generated are subject to authorisation and verification, and if necessary, adjustments will appear on a later statement.

Further information in relation to this product (including details of benefits or fees and charges) is available on request and you can access this information by reviewing the Terms and Conditions, and Fees and Charges brochures which can be found at anz.com or by calling 13 13 14.

If you have a complaint about an ANZ product or service, please contact us and we will try to resolve the issue as quickly as possible. Our customer complaints guide is available at <https://www.anz.com.au/support/contact-us/compliments-suggestions-complaints/>, alternatively you may wish to:

- Call us:**
- General enquiries **13 13 14**
 - If you're overseas **+61 3 9683 9999**
 - ANZ Complaint Resolution Team on **1800 805 154**
 - If you're deaf, hard of hearing and/or have a speech impairment, call **133 677** or visit the **National Relay Service** at: <https://nrschat.nrsccall.gov.au/nrs/internetrelay>

Write to us: ANZ Complaint Resolution Team
Locked Bag 4050,
South Melbourne VIC 3205
or **ANZ online complaints form:**

<https://www.anz.com.au/support/contact-us/compliments-suggestions-complaints/feedback/>

Visit us: At your nearest ANZ branch.
If you have a Relationship Manager, please feel free to contact them.

If an issue has not been resolved to your satisfaction, you can lodge a complaint with the Australian Financial Complaints Authority (AFCA). AFCA provides fair and independent financial services complaint resolution that is free to consumers.

Call: 1800 931 678 (free call within Australia), or +61 1800 931 678 (International)
Online: Email: info@afca.org.au
Web: www.afca.org.au

Write to: Australian Financial Complaints Authority Limited
GPO Box 3,
Melbourne VIC 3001



ANZ BUSINESS ONLINE SAVER STATEMENT

STATEMENT NUMBER 95

17 MAY 2022 TO 17 JUNE 2022

049/334



RM RESOURCES INVESTMENT PTY LTD ATF
RM RESOURCES SUPERANNUATION FUND
PO BOX 445
NORTH PERTH WA 6906

WELCOME TO YOUR ANZ ACCOUNT AT A GLANCE

Account Details

RM RESOURCES INVESTMENT PTY LTD
ATF RM RESOURCES SUPERANNUATION FUND

Branch Number (BSB)

016-002

Account Number

3794-25758

Opening Balance:

\$ **312,048.27**

Total Deposits:

\$ **2.73**

Total Withdrawals:

\$ **0.00**

Closing Balance:

\$ **312,051.00**

NEED TO GET IN TOUCH?



ANZ Internet Banking
anz.com

OR



Enquiries: 13 13 14
Lost/Stolen Cards: 1800 033 844

ANZ BUSINESS ONLINE SAVER STATEMENT

Account Number 3794-25758

Transaction Details

Please retain this statement for taxation purposes

Date	Transaction Details	Withdrawals (\$)	Deposits (\$)	Balance (\$)
2022				
17 MAY	OPENING BALANCE			312,048.27
31 MAY	CREDIT INTEREST PAID		2.73	312,051.00
	TOTALS AT END OF PAGE	\$0.00	\$2.73	
	TOTALS AT END OF PERIOD	\$0.00	\$2.73	\$312,051.00

This Statement Includes

Interest earned on deposits	\$2.73
-----------------------------	--------

IMPORTANT INFORMATION

PLEASE CHECK THE ENTRIES AND CALL 13 13 14 REGARDING ANY ERRORS ON THIS STATEMENT.

All entries generated are subject to authorisation and verification, and if necessary, adjustments will appear on a later statement.

Further information in relation to this product (including details of benefits or fees and charges) is available on request and you can access this information by reviewing the Terms and Conditions, and Fees and Charges brochures which can be found at anz.com or by calling 13 13 14.

If you have a complaint about an ANZ product or service, please contact us and we will try to resolve the issue as quickly as possible. Our customer complaints guide is available at <https://www.anz.com.au/support/contact-us/compliments-suggestions-complaints/>, alternatively you may wish to:

- Call us:**
- General enquiries **13 13 14**
 - If you're overseas **+61 3 9683 9999**
 - ANZ Complaint Resolution Team on **1800 805 154**
 - If you're deaf, hard of hearing and/or have a speech impairment, call **133 677** or visit the **National Relay Service** at:
<https://nrschat.nrs.call.gov.au/nrs/internetrelay>

Write to us: ANZ Complaint Resolution Team
Locked Bag 4050,
South Melbourne VIC 3205
or **ANZ online complaints form:**

<https://www.anz.com.au/support/contact-us/compliments-suggestions-complaints/feedback/>

Visit us: At your nearest ANZ branch.
If you have a Relationship Manager, please feel free to contact them.

If an issue has not been resolved to your satisfaction, you can lodge a complaint with the Australian Financial Complaints Authority (AFCA). AFCA provides fair and independent financial services complaint resolution that is free to consumers.

Call: **1800 931 678** (free call within Australia), or **+61 1800 931 678** (International)
Write to: **Australian Financial Complaints Authority Limited**
GPO Box 3,
Melbourne VIC 3001

Online: Email: info@afca.org.au
Web: www.afca.org.au



ANZ BUSINESS ONLINE SAVER STATEMENT

STATEMENT NUMBER 96

17 JUNE 2022 TO 15 JULY 2022

049/447



RM RESOURCES INVESTMENT PTY LTD ATF
RM RESOURCES SUPERANNUATION FUND
PO BOX 445
NORTH PERTH WA 6906

WELCOME TO YOUR ANZ ACCOUNT AT A GLANCE

Account Details

RM RESOURCES INVESTMENT PTY LTD
ATF RM RESOURCES SUPERANNUATION FUND

Branch Number (BSB)

016-002

Account Number

3794-25758



NEED TO GET IN TOUCH?




ANZ Internet Banking
anz.com

OR



Enquiries: 13 13 14
Lost/Stolen Cards: 1800 033 844

1978SP005A045618_MUJ2_006



379425758_05440 E-447 S-916 I-1831

ANZ BUSINESS ONLINE SAVER STATEMENT

Account Number 3794-25758

Transaction Details

Please retain this statement for taxation purposes

Date	Transaction Details	Withdrawals (\$)	Deposits (\$)	Balance (\$)
2022				
17 JUN	OPENING BALANCE			312,051.00
30 JUN	CREDIT INTEREST PAID		7.18	312,058.18
04 JUL	ANZ INTERNET BANKING FUNDS TFER TRANSFER 380256 TO 016002379425264 EFFECTIVE DATE 02 JUL 2022	12,000.00		300,058.18
	TOTALS AT END OF PAGE	\$12,000.00	\$7.18	
	TOTALS AT END OF PERIOD	\$12,000.00	\$7.18	\$300,058.18

This Statement Includes

Interest earned on deposits	\$7.18
-----------------------------	--------

Yearly Summary

Previous Year to 30/06/2022 (\$)

Interest earned on deposits	23.52
-----------------------------	-------



Account Number 06 6117 10304124

Statement Period 10 Jun 2021 - 18 Aug 2021

Closing Balance \$88.81 CR

Enquiries 13 1998
 (24 hours a day, 7 days a week)

049

RM RESOURCES SUPERANNUATION FUND
 PO BOX 445
 NORTH PERTH PB WA 6906

Direct Investment Account

If this account has an attached overdraft limit or facility and we send you a statement every 4 or 6 months, we will update your statement preference to every 3 months as part of changes made to the new Banking Code of Practice from 1 July 2019.

The Commonwealth Direct Investment Account is the preferred cash account for SMSF customers. You will receive discounted brokerage when you link your CDIA to a CommSec Trading Account, and enjoy the convenience of managing your investments through NetBank and the CommBank app.

Name: ROBERT ANDREW MUIR AND KATTIE JANE MUIR
 AS TRUSTEES FOR RM RESOURCES SUPERANNUAT
 ION FUND


Note: Have you checked your statement today? It's easy to find out more information about each of your transactions by logging on to the CommBank App or NetBank. Should you have any questions on fees or see an error please contact us on the details above. Cheque proceeds are available when cleared.

The date of transactions shown here may be different on your other transaction lists (for example, the transaction list that appears on the CommBank app).

Date	Transaction	Debit	Credit	Balance
10 Jun	2021 OPENING BALANCE			\$489.26 CR
25 Jun	Direct Credit 250556 WBC DIVIDEND 001260854602		232.00	\$721.26 CR
01 Jul	Direct Credit 397204 ANZ DIVIDEND A071/00739371		455.00	\$1,176.26 CR
02 Jul	Direct Credit 531543 NAB INTERIM DIV DV221/01173994		240.00	\$1,416.26 CR
02 Jul	Direct Credit 077669 MQG FNL DIV 001261069751		72.50	\$1,488.76 CR
22 Jul	Direct Debit 062934 COMMSEC SECURITI COMMSEC	1,399.95		\$88.81 CR
18 Aug	2021 CLOSING BALANCE			\$88.81 CR

Opening balance	-	Total debits	+	Total credits	=	Closing balance
\$489.26 CR		\$1,399.95		\$999.50		\$88.81 CR





Your Credit Interest Rate Summary

Date	Balance	Standard Credit Interest Rate (p.a.)
18 Aug	Less than \$10,000.00	0.00%
	\$10,000.00 and over	0.05%

Note, Interest rates are effective as at the date shown but are subject to change.



Account Number 06 6117 10304124

Statement Period 19 Aug 2021 - 9 Dec 2021

Closing Balance \$238.72 CR

Enquiries 13 1998
 (24 hours a day, 7 days a week)

049

RM RESOURCES SUPERANNUATION FUND
 PO BOX 445
 NORTH PERTH PB WA 6906

Direct Investment Account

If this account has an attached overdraft limit or facility and we send you a statement every 4 or 6 months, we will update your statement preference to every 3 months as part of changes made to the new Banking Code of Practice from 1 July 2019.


The Commonwealth Direct Investment Account is the preferred cash account for SMSF customers. You will receive discounted brokerage when you link your CDIA to a CommSec Trading Account, and enjoy the convenience of managing your investments through NetBank and the CommBank app.

Name: ROBERT ANDREW MUIR AND KATTIE JANE MUIR
 AS TRUSTEES FOR RM RESOURCES SUPERANNUAT
 ION FUND

Note: Have you checked your statement today? It's easy to find out more information about each of your transactions by logging on to the CommBank App or NetBank. Should you have any questions on fees or see an error please contact us on the details above. Cheque proceeds are available when cleared.

The date of transactions shown here may be different on your other transaction lists (for example, the transaction list that appears on the CommBank app).


Date	Transaction	Debit	Credit	Balance
19 Aug 2021	OPENING BALANCE			\$88.81 CR
15 Sep	Direct Credit 000226 LLC DIST AUD21/00846090		23.96	\$112.77 CR
28 Sep	Direct Credit 458106 COLES GROUP LTD FIN21/01174460		44.80	\$157.57 CR
07 Oct	Direct Credit 362548 WESFARMERS LTD FIN21/01104835		324.00	\$481.57 CR
13 Oct	Direct Credit 062895 COMMONWEALTH SEC COMMSEC		2,694.45	\$3,176.02 CR
14 Oct	Direct Credit 062895 COMMONWEALTH SEC COMMSEC		22,845.64	\$26,021.66 CR
20 Oct	Direct Credit 302169 NEC FNL DIV 001267792186		55.00	\$26,076.66 CR
20 Oct	Direct Credit 062895 COMMONWEALTH SEC COMMSEC		37,990.70	\$64,067.36 CR
21 Oct	Transfer to other Bank NetBank Sale of RMR Shares	20,000.00		\$44,067.36 CR
22 Oct	Transfer to other Bank NetBank Sale of RMR Share	20,000.00		\$24,067.36 CR
23 Oct	Transfer to other Bank NetBank Sale of RMR Shares	10,000.00		\$14,067.36 CR



*# 2662.7446.1.1 ZZ258R3 0303 MU.R3.S111.D343.L.V06.00.35

Account Number

06 6117 10304124



Date	Transaction	Debit	Credit	Balance	
24 Oct	Transfer to other Bank NetBank Sale of RMR Shares	10,000.00		\$4,067.36 CR	
28 Oct	Direct Credit 062895 COMMONWEALTH SEC COMMSEC		10,326.05	\$14,393.41 CR	
28 Oct	Transfer to other Bank NetBank Sale of RMR Shares	14,000.00		\$393.41 CR	
01 Nov	Credit Interest		0.41	\$393.82 CR	
08 Nov	Direct Credit 062895 COMMONWEALTH SEC COMMSEC		2,830.05	\$3,223.87 CR	
11 Nov	Direct Credit 062895 COMMONWEALTH SEC COMMSEC		6,014.85	\$9,238.72 CR	
12 Nov	Transfer to other Bank NetBank Sale of RMR Shares	9,000.00		\$238.72 CR	
09 Dec 2021	CLOSING BALANCE			\$238.72 CR	
		Opening balance	- Total debits	+ Total credits	= Closing balance
		\$88.81 CR	\$83,000.00	\$83,149.91	\$238.72 CR

Your Credit Interest Rate Summary

Date	Balance	Standard Credit Interest Rate (p.a.)
09 Dec	Less than \$10,000.00	0.00%
	\$10,000.00 and over	0.05%

Note. Interest rates are effective as at the date shown but are subject to change.

Important Information:

We try to get things right the first time – but if we don't, we'll do what we can to fix it. You can fix most problems simply by contacting us.

Write to: CBA Group Customer Relations, Reply Paid 41, Sydney NSW 2001

Tell us online: commbank.com.au/support/compliments-and-complaints.html

Call: 1800 805 605 (free call)

You can also contact the Australian Financial Complaints Authority, AFCA, an independent external dispute resolution body approved by ASIC - time limits may apply, visit AFCA, afca.org.au, website for more information.

Write to: Australian Financial Complaints Authority, GPO Box 3, Melbourne VIC 3001

Email: info@afca.org.au

Call: 1800 931 678, free call Monday to Friday 9am– 5pm, AEST



Account Number 06 6117 10304124

Statement Period 10 Dec 2021 - 9 Jun 2022

Closing Balance \$2,613.08 CR

Enquiries 13 1998
 (24 hours a day, 7 days a week)

049

RM RESOURCES SUPERANNUATION FUND
 PO BOX 445
 NORTH PERTH PB WA 6906

Direct Investment Account

If this account has an attached overdraft limit or facility and we send you a statement every 4 or 6 months, we will update your statement preference to every 3 months as part of changes made to the new Banking Code of Practice from 1 July 2019.

The Commonwealth Direct Investment Account is the preferred cash account for SMSF customers. You will receive discounted brokerage when you link your CDIA to a CommSec Trading Account, and enjoy the convenience of managing your investments through NetBank and the CommBank app.

Name: ROBERT ANDREW MUIR AND KATTIE JANE MUIR
 AS TRUSTEES FOR RM RESOURCES SUPERANNUATION FUND

Note: Have you checked your statement today? It's easy to find out more information about each of your transactions by logging on to the CommBank App or NetBank. Should you have any questions on fees or see an error please contact us on the details above. Cheque proceeds are available when cleared.


The date of transactions shown here may be different on your other transaction lists (for example, the transaction list that appears on the CommBank app).

Date	Transaction	Debit	Credit	Balance
10 Dec 2021	OPENING BALANCE			\$238.72 CR
14 Dec	Direct Credit 077669 MQG ITM DIV 001269908811		59.60	\$298.32 CR
01 Feb	Transfer From RMR Super Fund CREDIT TO ACCOUNT		4,600.00	\$4,898.32 CR
28 Feb	Transfer to other Bank NetBank Wealthsafe	1,485.00		\$3,413.32 CR
16 Mar	Direct Credit 612445 LLC DIST INT22/00844613		10.98	\$3,424.30 CR
23 Mar	Direct Credit 458106 WOODSIDE RES22/00102614		18.73	\$3,443.03 CR
05 Apr	TAX OFFICE PAYMENTS NetBank BPAY 75556 431335042403360 ATO BAZ Jan Mar 22	786.00		\$2,657.03 CR
17 May	Transfer to xx1373 NetBank WRKR R Muir	43.95		\$2,613.08 CR
09 Jun 2022	CLOSING BALANCE			\$2,613.08 CR

Opening balance	-	Total debits	+	Total credits	=	Closing balance
\$238.72 CR		\$2,314.95		\$4,689.31		\$2,613.08 CR



*# 2630.8122.1.2 ZZ258R3 0303 SL.R3.S111.D160.O V06.00.35



Your Credit Interest Rate Summary

Date	Balance	Standard Credit Interest Rate (p.a.)
09 Jun	Less than \$10,000.00	0.00%
	\$10,000.00 and over	0.15%

Note, Interest rates are effective as at the date shown but are subject to change.

Important Information:

We try to get things right the first time – but if we don't, we'll do what we can to fix it.

You can fix most problems simply by contacting us.

Write to: CBA Group Customer Relations, Reply Paid 41, Sydney NSW 2001

Tell us online: commbank.com.au/support/compliments-and-complaints.html

Call: 1800 805 605 (free call)

You can also contact the Australian Financial Complaints Authority, AFCA, an independent external dispute resolution body approved by ASIC - time limits may apply, visit AFCA, afca.org.au, website for more information.

Write to: Australian Financial Complaints Authority, GPO Box 3, Melbourne VIC 3001

Email: info@afca.org.au

Call: 1800 931 678, free call Monday to Friday 9am– 5pm, AEST


RMR General Account 066-117 1030 4124

Available	\$2,868.94
Pending	\$0.00
Balance	\$2,868.94

Pay or transfer

Showing 40 transactions

Date	Description	Debit	Credit	Balance
Sat 02 Jul 2022	Transfer to other Bank NetBank Inv 5496	-\$242.00		\$2,868.94
Sat 02 Jul 2022	Transfer to other Bank NetBank Inv 5495	-\$242.00		\$3,110.94
Wed 29 Jun 2022	Direct Credit 012721 ATO ATO009000016277211		+\$739.86	\$3,352.94
Tue 17 May 2022	Transfer to xx1373 NetBank WRKR R Muir	-\$43.95		\$2,613.08
Tue 05 Apr 2022	TAX OFFICE PAYMENTS NetBank BPAY 75556 431335042403360 ATO BAZ Jan Mar 22	-\$786.00		\$2,657.03
Wed 23 Mar 2022	Direct Credit 458106 WOODSIDE RES22/00102614		+\$18.73	\$3,443.03
Wed 16 Mar 2022	Direct Credit 612445 LLC DIST INT22/00844613		+\$10.98	\$3,424.30
Mon 28 Feb 2022	Transfer to other Bank NetBank Wealthsafe	-\$1,485.00		\$3,413.32
Tue 01 Feb 2022	Transfer From RMR Super Fund CREDIT TO ACCOUNT		+\$4,600.00	\$4,898.32
Tue 14 Dec 2021	Direct Credit 077669 MQG ITM DIV 001269908811		+\$59.60	\$298.32
Fri 12 Nov 2021	Transfer to other Bank NetBank Sale of RMR Shares	-\$9,000.00		\$238.72
Thu 11 Nov 2021	Direct Credit 062895 COMMONWEALTH SEC COMMSEC		+\$6,014.85	\$9,238.72
Mon 08 Nov 2021	Direct Credit 062895 COMMONWEALTH SEC COMMSEC		+\$2,830.05	\$3,223.87
Mon 01 Nov 2021	Credit Interest		+\$0.41	\$393.82
Fri 28 Oct 2021	Transfer to other Bank NetBank Sale of RMR Shares	-\$14,000.00		\$393.41
Thu 28 Oct 2021	Direct Credit 062895 COMMONWEALTH SEC COMMSEC		+\$10,326.05	\$14,393.41
Sun 24 Oct 2021	Transfer to other Bank NetBank Sale of RMR Shares	-\$10,000.00		\$4,067.36
Sat 23 Oct 2021	Transfer to other Bank NetBank Sale of RMR Shares	-\$10,000.00		\$14,067.36
Fri 22 Oct 2021	Transfer to other Bank NetBank Sale of RMR Share	-\$20,000.00		\$24,067.36
Thu 21 Oct 2021	Transfer to other Bank NetBank Sale of RMR Shares	-\$20,000.00		\$44,067.36
Wed 20 Oct 2021	Direct Credit 062895 COMMONWEALTH SEC COMMSEC		+\$37,990.70	\$64,067.36
Wed 20 Oct 2021	Direct Credit 302169 NEC FNL DIV 001267792186		+\$55.00	\$26,076.66
Thu 14 Oct 2021	Direct Credit 062895 COMMONWEALTH SEC COMMSEC		+\$22,845.64	\$26,021.66
Wed 13 Oct 2021	Direct Credit 062895 COMMONWEALTH SEC COMMSEC		+\$2,694.45	\$3,176.02
Thu 07 Oct 2021	Direct Credit 362548 WESFARMERS LTD FIN21/01104835		+\$324.00	\$481.57



Settlements

Unit 9/515 Walter Road East Morley WA 6062

P 08 6278 1166
M 0416 462 511
F 08 9379 9204
E settlements@4settlements.com.au

15 December 2021

Our ref: 2021/0828 M

The Manager
RM Resources Investment PTY LTD
PO BOX 445
NORTH PERTH WA 6906

Dear Rob and Jake

RE: SALE OF UNIT 12, 92 SIXTH AVENUE, MAYLANDS

It is with pleasure I inform you the settlement of the above property was effected today.

The proceeds of the sale after disbursements being **\$329,982.25** have been deposited in your nominated account.

Also please find enclosed your Final Statement for the sale of the above property.

We trust you have been satisfied with our service and look forward to assisting you in the future should the opportunity arise.

Yours faithfully
4 SETTLEMENTS PTY LTD

A handwritten signature in black ink, appearing to read 'M O'Brien'.

MARIA O'BRIEN
Licensee
maria@4settlements.com.au



14 December 2021

Our ref: 2021/0828 M

FINAL STATEMENT

SALE OF UNIT 12, 92 SIXTH AVENUE, MAYLANDS RM RESOURCES INVESTMENT PTY LTD

	Debit	Credit
Sale Price		330,000.00
Costs & Disbursements (see attached Tax Invoice)	986.66	
ADJUSTMENT OF RATES/TAXES AS AT 15-12-2021		
Water Corp 01-11-2021 to 31-12-2021 Rates \$157.48 Your share 45/ 61 days \$116.17 Your Refund		41.31
City of Bayswater 2021/2022 Rates \$1,533.50 Your share 168 days \$705.83 Less \$1,533.50 Already Paid Your refund	\$868.98	827.67
Land Tax 2021/2022 Not Applicable Nil Adjustment		
Strata Levy from 01-10-2021 to 31-12-2021 \$574.58 Your share 76/ 92 Days \$474.65 Less \$574.58 Already Paid Your refund		99.93
Balance due to you at settlement	329,982.25	
E & O E	<u>\$330,968.91</u>	<u>\$330,968.91</u>



Settlements

Unit 9/515 Walter Road East Morley WA 6062

- P 08 6278 1166
- M 0416 462 511
- F 08 9379 9204
- E settlements@4settlements.com.au

14 December 2021

Our ref: 2021/0828 M

The Manager
RM Resources Investment PTY LTD
PO BOX 445
NORTH PERTH WA 6906

TAX INVOICE (ABN: 625051425)

SALE OF UNIT 12, 92 SIXTH AVENUE, MAYLANDS
RM RESOURCES INVESTMENT PTY LTD

Description	Price	GST	Total
Our Professional Fee	726.36	72.64	799.00
PEXA Fee	107.20	10.72	117.92
Government, Statutory & Other Charges			
Landgate Title Document Search Fee	54.40	5.44	59.84
Company Search	9.00	0.90	9.90
Service Amount	\$896.96	\$ 89.70	\$986.66
TOTAL INCLUDING GST \$986.66			



Income tax 551

Date generated	23/11/2022
Overdue	\$0.00
Not yet due	\$0.00
Balance	\$0.00

Transactions

5 results found - from **01 July 2021** to **30 June 2022** sorted by **processed date** ordered **newest to oldest**

Processed date	Effective date	Description	Debit (DR)	Credit (CR)	Balance
24 Jun 2022	29 Jun 2022	EFT refund for Income Tax for the period from 01 Jul 20 to 30 Jun 21	\$739.86		\$0.00
			\$998.86 - \$259		
24 Jun 2022	16 May 2022	Tax return Self Man Superfund - Income Tax for the period from 01 Jul 20 to 30 Jun 21		\$739.86	\$739.86 CR
2 Aug 2021	1 Jul 2021	General interest charge			\$0.00
14 Jul 2021	31 Aug 2021	Tax return Self Man Superfund - Income Tax for the period from 01 Jul 19 to 30 Jun 20	\$1,626.71		\$0.00
			\$1,367.71 + \$259		
8 Jul 2021	7 Jul 2021	Payment received		\$1,626.71	\$1,626.71 CR



Activity statement 001

Date generated	23/11/2022
Overdue	\$0.00
Not yet due	\$0.00
Balance	\$3,383.00 CR

Transactions

14 results found - from **01 April 2021** to **23 November 2022** sorted by **processed date** ordered **newest to oldest**

Processed date	Effective date	Description	Debit (DR)	Credit (CR)	Balance
30 Oct 2022	28 Oct 2022	Original Activity Statement for the period ending 30 Sep 22 - PAYG Instalments	\$186.00		\$3,383.00 CR
26 Oct 2022	24 Oct 2022	Payment received		\$186.00	\$3,569.00 CR
31 Jul 2022	28 Jul 2022	Original Activity Statement for the period ending 30 Jun 22 - PAYG Instalments	\$786.00		\$3,383.00 CR
13 Jul 2022	12 Jul 2022	Payment received		\$786.00	\$4,169.00 CR
1 May 2022	28 Apr 2022	Original Activity Statement for the period ending 31 Mar 22 - PAYG Instalments	\$786.00		\$3,383.00 CR
6 Apr 2022	5 Apr 2022	Payment received		\$786.00	\$4,169.00 CR
7 Mar 2022	28 Feb 2022	Original Activity Statement for the period ending 31 Dec 21 - PAYG Instalments	\$786.00		\$3,383.00 CR
5 Jan 2022	4 Jan 2022	Payment received		\$786.00	\$4,169.00 CR
31 Oct 2021	28 Oct 2021	Original Activity Statement for the period ending 30 Sep 21 - PAYG Instalments	\$786.00		\$3,383.00 CR

Processed date	Effective date	Description	Debit (DR)	Credit (CR)	Balance
5 Oct 2021	4 Oct 2021	Payment received		\$786.00	\$4,169.00 CR
1 Aug 2021	28 Jul 2021	Original Activity Statement for the period ending 30 Jun 21 - PAYG Instalments	\$420.00		\$3,383.00 CR
5 Jul 2021	2 Jul 2021	Payment received		\$420.00	\$3,803.00 CR
2 May 2021	28 Apr 2021	Original Activity Statement for the period ending 31 Mar 21 - PAYG Instalments	\$420.00		\$3,383.00 CR
7 Apr 2021	6 Apr 2021	Payment received		\$420.00	\$3,803.00 CR

P - PRIOR YEAR

Financial statements and reports
for the year ended 30 June 2021

RM Resources Superannuation Fund

Operating Statement

Statement of Financial Position

Notes to the Financial Statements

Trustees Declaration

Statement of Taxable Income

Members Statement

Investment Summary

Market Movement

CGT Register

Investment Income

Realised Capital Gains

Unrealised Capital Gains

Trustee Minute / Resolution

Trial Balance

Operating Statement

For the year ended 30 June 2021

	Note	2021 \$	2020 \$
Income			
Investment Income			
Trust Distributions	8	54	0
Dividends Received	7	2,766	2,007
Interest Received		3	23
Property Income	9	12,980	13,360
Investment Gains			
Changes in Market Values	10	35,594	(10,677)
Contribution Income			
Employer Contributions		2,492	17,083
Personal Concessional		0	1,001
Other Contributions		0	283
Other Income			
Total Income		53,889	23,080
Expenses			
Accountancy Fees		462	1,584
ATO Supervisory Levy		0	259
Auditor's Remuneration		0	330
ASIC Fees		328	321
Bank Charges		120	178
Depreciation		623	749
Property Expenses - Council Rates		1,422	1,453
Property Expenses - Repairs Maintenance		492	0
Property Expenses - Strata Levy Fees		2,375	2,246
Property Expenses - Water Rates		939	950
		6,761	8,069
Total Expenses		6,761	8,070
Benefits accrued as a result of operations before income tax			
		47,129	15,011
Income Tax Expense		681	3,131
Benefits accrued as a result of operations		46,448	11,879

The accompanying notes form part of these financial statements.

Refer to compilation report

RM Resources Superannuation Fund
Statement of Financial Position



As at 30 June 2021

	Note	2021 \$	2020 \$
Assets			
Investments			
Fixtures and Fittings (at written down value) - Unitised	2	3,211	3,834
Real Estate Properties (Australian - Residential)	3	300,000	280,000
Shares in Listed Companies (Australian)	4	90,394	71,107
Units in Listed Unit Trusts (Australian)	5	4,103	3,711
Total Investments		<u>397,708</u>	<u>358,652</u>
Other Assets			
Sundry Debtors		3,383	3,183
ANZ Business Advantage Account 3794-25264		2,285	2,506
ANZ Business Online Saver 3794-25758		3,152	7,092
Reinvestment Residual Account		11	16
CBA Direct Investment Acc		721	48
Bond		1,000	1,000
ASIC Account		19	321
Distributions Receivable		9	0
Total Other Assets		<u>10,580</u>	<u>14,166</u>
Total Assets		<u>408,288</u>	<u>372,818</u>
Less:			
Liabilities			
Income Tax Payable		369	1,368
PAYG Payable		420	398
Total Liabilities		<u>789</u>	<u>1,766</u>
Net assets available to pay benefits		<u>407,499</u>	<u>371,052</u>
Represented by:			
Liability for accrued benefits allocated to members' accounts			
Muir, Robert Andrew - Accumulation		283,225	261,381
Muir, Kattie Jane - Accumulation		74,974	65,668
Muir, Amber - Accumulation		180	162
Muir, Jake - Accumulation		49,120	43,841
Total Liability for accrued benefits allocated to members' accounts		<u>407,499</u>	<u>371,052</u>

The accompanying notes form part of these financial statements.

Refer to compilation report

RM Resources Superannuation Fund
Notes to the Financial Statements

For the year ended 30 June 2021



Note 1: Summary of Significant Accounting Policies

The trustees have prepared the financial statements on the basis that the Superannuation Fund is not a reporting entity because it is not publicly accountable and is not required by law or governing document to prepare financial statements that comply with Australian Accounting Standards. The financial statements are therefore special purpose financial statements that have been prepared in order to meet the requirements of the Superannuation Industry (Supervision) Act 1993 and associated Regulations, the trust deed of the Fund and the needs of members.

The financial statements have been prepared on a cash basis and are based on historical costs, except for investments which have been measured at market value.

The following significant accounting policies, which are consistent with the policies applied in the previous period unless otherwise stated, have been adopted in the preparation of the financial statements.

The financial statements were authorised for issue by the Director(s).

a. Measurement of Investments

The Fund initially recognises:

- (i) an investment when it controls the future economic benefits expected to flow from the asset. For financial assets, the trade date is considered to be the date on which control of the future economic benefits attributable to the asset passes to the Fund; and
- (ii) a financial liability on the date it becomes a party to the contractual provisions of the instrument.

Investments of the Fund have been measured at market value, which refers to the amount that a willing buyer could reasonably be expected to pay to acquire an asset from a willing seller if the following assumptions were made:

- that the buyer and the seller deal with each other at arm's length in relation to the sale;
- that the sale occurred after proper marketing of the asset; and
- that the buyer and the seller acted knowledgeably and prudentially in relation to the sale.

Market value has been determined as follows:

- (i) shares and other securities listed on the Australian Securities Exchange by reference to the relevant market quotations at the end of the reporting period;
- (ii) units in managed funds by reference to the unit redemption price at the end of the reporting period;
- (iii) fixed-interest securities by reference to the redemption price at the end of the reporting period;
- (iv) unlisted investments are stated at trustees' assessment based on estimated market value at balance date or where necessary, an external valuer's opinion; and
- (v) investment properties at the trustees' assessment of the market value or where necessary a qualified independent valuer's opinion at the end of reporting period.

Financial liabilities, such as trade creditors and other payables, are measured at the gross value of the outstanding balance at the end of the reporting period. The trustees have determined that the gross values of the Fund's financial liabilities is equivalent to their market values. Any remeasurement changes in the gross values of non-current financial liabilities (including liabilities for members' accrued benefits) are recognised in the operating statement in the periods in which they occur.

b. Cash and Cash Equivalents

Cash and cash equivalents include cash on hand and at call, deposits with banks and short-term, highly liquid investments that are readily convertible to cash and subject to an insignificant risk of change in value.

c. Revenue

Revenue is recognised to the extent that it is probable that the economic benefits will flow to the Fund and the revenue can be reliably measured. Revenue is recognised at the fair value of the consideration received or receivable.

RM Resources Superannuation Fund
Notes to the Financial Statements

For the year ended 30 June 2021



Interest revenue

Interest revenue is recognised in respect of fixed-interest securities, and cash and cash equivalent balances. Interest revenue is recognised upon receipt.

Dividend revenue

Dividend revenue is recognised when the dividend has been paid or, in the case of dividend reinvestment schemes, when the dividend is credited to the benefit of the fund.

Rental revenue

Rental revenue arising from operating leases on investment properties is recognised upon receipt.

Distribution revenue

Distributions from unit trusts and managed funds are recognised as at the date the unit value is quoted ex-distribution and if not received at the end of the reporting period, are reflected in the statement of financial position as a receivable at market value.

Remeasurement changes in market values

Remeasurement changes in the market values of assets are recognised as income and determined as the difference between the market value at year-end or consideration received (if sold during the year) and the market value as at the prior year-end or cost (if acquired during the period).

Contributions

Contributions and transfers in are recognised when the control and the benefits from the revenue have been attained and are recorded by the Fund, gross of any taxes, in the period to which they relate.

d. Liability for Accrued Benefits

The liability for accrued benefits represents the Fund's present obligation to pay benefits to members and beneficiaries, and has been calculated as the difference between the carrying amount of the assets and the carrying amount of the other payables and income tax liabilities as at the end of the reporting period.

e. Critical Accounting Estimates and Judgements

The preparation of financial statements requires the trustees to make judgements, estimates and assumptions that affect the application of accounting policies and the reported amounts of assets and liabilities, income and expenses. Actual results may differ from these estimates.

Estimates and underlying assumptions are reviewed on an ongoing basis. Revisions to accounting estimates are recognised in the period in which the estimate is revised and in any future period affected.

Note 2: Fixtures and Fittings (at written down value) - Unitised

	2021 \$	2020 \$
Rangehood & oven	175	219
Airconditioner	600	750
Kitchen cabinets	2,436	2,865
	3,211	3,834

Note 3: Real Estate Properties (Australian - Residential)

2021	2020
------	------

RM Resources Superannuation Fund
Notes to the Financial Statements

For the year ended 30 June 2021



	\$	\$
12/92 Sixth Avenue Maylands	300,000	280,000
	300,000	280,000

Note 4: Shares in Listed Companies (Australian)

	2021	2020
	\$	\$
Pentanet Limited	2,092	0
AMP Limited	7,695	12,688
Australia And New Zealand Banking Group Limited	18,298	12,116
Coles Group Limited.	2,734	2,747
Macquarie Group Limited	4,693	3,558
National Australia Bank Limited	10,488	7,288
Nine Entertainment Co. Holdings Limited	2,910	1,380
Westpac Banking Corporation	10,324	7,180
Wesfarmers Limited	21,276	16,139
Woodside Petroleum Ltd	9,883	8,010
	90,393	71,106

Note 5: Units in Listed Unit Trusts (Australian)

	2021	2020
	\$	\$
Lendlease Group	4,103	3,711
	4,103	3,711

Note 6: Banks and Term Deposits

	2021	2020
	\$	\$
Banks		
ANZ Business Advantage Account 3794-25264	2,285	2,506
ANZ Business Online Saver 3794-25758	3,152	7,092
CBA Direct Investment Acc	721	48
	6,158	9,646

Note 7: Dividends

2021	2020
-------------	-------------

RM Resources Superannuation Fund
Notes to the Financial Statements

For the year ended 30 June 2021



	\$	\$
AMP Limited	684	0
Australia And New Zealand Banking Group Limited	390	920
Coles Group Limited.	97	105
Macquarie Group Limited	68	42
National Australia Bank Limited	240	332
Nine Entertainment Co. Holdings Limited	70	0
Wesfarmers Limited	659	320
Westpac Banking Corp	356	0
Woodside Petroleum Ltd	202	289
	2,766	2,008

Note 8: Trust Distributions

	2021 \$	2020 \$
Lendlease Group	54	0
	54	0

Note 9: Rental Income

	2021 \$	2020 \$
12/92 Sixth Avenue Maylands	12,980	13,360
	12,980	13,360

Note 10: Changes in Market Values

Unrealised Movements in Market Value

	2021 \$	2020 \$
Real Estate Properties (Australian - Residential)		
12/92 Sixth Avenue Maylands	20,000	0
	20,000	0
Shares in Listed Companies (Australian)		
AMP Limited	(4,993)	(498)
Australia And New Zealand Banking Group Limited	6,182	(5,918)
Coles Group Limited.	(13)	611

Notes to the Financial Statements

For the year ended 30 June 2021

Macquarie Group Limited	1,135	406
National Australia Bank Limited	3,200	(2,976)
Nine Entertainment Co. Holdings Limited	1,530	40
Pentanet Limited	151	0
Wesfarmers Limited	5,137	2,709
Westpac Banking Corporation	3,144	(800)
Woodside Petroleum Ltd	487	(3,083)
	<u>15,959</u>	<u>(9,508)</u>
Units in Listed Unit Trusts (Australian)		
Lendlease Group	(365)	(1,169)
	<u>(365)</u>	<u>(1,169)</u>
Total Unrealised Movement	<u>35,594</u>	<u>(10,677)</u>
Realised Movements in Market Value		
	2021	2020
	\$	\$
Total Realised Movement	<u>0</u>	<u>0</u>
Changes in Market Values	<u>35,594</u>	<u>(10,677)</u>

RM Resources Superannuation Fund
Rm Resources Superannuation Pty Ltd ACN: 155068063
Trustees Declaration

The directors of the trustee company have determined that the fund is not a reporting entity and that the special purpose financial statements should be prepared in accordance with the accounting policies described in Note 1 to the financial statements.

The directors of the trustee company declare that:

- (i) the financial statements and notes to the financial statements for the year ended 30 June 2021 present fairly, in all material respects, the financial position of the superannuation fund at 30 June 2021 and the results of its operations for the year ended on that date in accordance with the accounting policies described in Note 1 to the financial statements;
- (ii) the financial statements and notes to the financial statements have been prepared in accordance with the requirements of the trust deed; and
- (iii) the operation of the superannuation fund has been carried out in accordance with its trust deed and in compliance with the requirements of the Superannuation Industry (Supervision) Act 1993 and associated Regulations during the year ended 30 June 2021.

Specifically, the directors of the trustee company declare that:

- in accordance with s120 of the Superannuation Industry (Supervision) Act 1993, no individual trustee has been or is a disqualified person;
- the fund has satisfactory title to all assets, all assets are unencumbered and free from charge as prescribed by s50 of the Superannuation Industry (Supervision) Act 1993 and reg13.14 of the Superannuation Industry (Supervision) Act 1994; and
- to the knowledge of the directors of the trustee company, there have been no events or transactions subsequent to the balance date which could have a material impact on the fund. Where such events have occurred, the effect of such events has been accounted and noted in the fund's financial statements.

Signed in accordance with a resolution of the directors of the trustee company by:

.....
Robert Andrew Muir
Rm Resources Superannuation Pty Ltd
Director

.....
Kattie Jane Muir
Rm Resources Superannuation Pty Ltd
Director

.....
Jake Muir
Rm Resources Superannuation Pty Ltd
Director

Dated this day of

RM Resources Superannuation Fund
Statement of Taxable Income



For the year ended 30 June 2021

	2021
	\$
Benefits accrued as a result of operations	47,129.00
Less	
Increase in MV of investments	35,594.00
Accounting Trust Distributions	54.00
	<u>35,648.00</u>
Add	
Franking Credits	1,181.00
Foreign Credits	1.00
TFN Credits - Dividends	26.00
Taxable Trust Distributions	60.00
Distributed Foreign income	7.00
	<u>1,275.00</u>
SMSF Annual Return Rounding	(4.00)
Taxable Income or Loss	<u>12,752.00</u>
Income Tax on Taxable Income or Loss	1,912.80
Less	
Franking Credits	1,180.76
Foreign Credits	0.90
TAX PAYABLE	<u>731.14</u>
Less	
TFN Credits	50.00
CURRENT TAX OR REFUND	<u>681.14</u>
Supervisory Levy	259.00
Income Tax Instalments Paid	(1,680.00)
AMOUNT DUE OR REFUNDABLE	<u>(739.86)</u>

RM Resources Superannuation Fund Members Statement



Robert Andrew Muir
PO Box 445
North Perth, Western Australia, 6906, Australia

Your Details

Date of Birth :	Provided	Nominated Beneficiaries:	N/A
Age:	71	Nomination Type:	N/A
Tax File Number:	Provided	Vested Benefits:	283,225
Date Joined Fund:	31/08/2006	Total Death Benefit:	283,225
Service Period Start Date:		Current Salary:	0
Date Left Fund:		Previous Salary:	0
Member Code:	MUIROB00002A	Disability Benefit:	0
Account Start Date:	31/08/2006		
Account Phase:	Accumulation Phase		
Account Description:	Accumulation		

Your Balance

Total Benefits	283,225
<u>Preservation Components</u>	
Preserved	178,582
Unrestricted Non Preserved	104,643
Restricted Non Preserved	
<u>Tax Components</u>	
Tax Free	2,926
Taxable	280,299
Investment Earnings Rate	12%

Your Detailed Account Summary

	This Year	Last Year
Opening balance at 01/07/2020	261,381	260,539
<u>Increases to Member account during the period</u>		
Employer Contributions	1,020	4,172
Personal Contributions (Concessional)		
Personal Contributions (Non Concessional)		
Government Co-Contributions		
Other Contributions		
Proceeds of Insurance Policies		
Transfers In		
Net Earnings	32,052	(1,832)
Internal Transfer In		
<u>Decreases to Member account during the period</u>		
Pensions Paid		
Contributions Tax	153	626
Income Tax	1,075	872
No TFN Excess Contributions Tax		
Excess Contributions Tax		
Refund Excess Contributions		
Division 293 Tax		
Insurance Policy Premiums Paid		
Management Fees		
Member Expenses		
Benefits Paid/Transfers Out	10,000	
Superannuation Surcharge Tax		
Internal Transfer Out		
Closing balance at 30/06/2021	283,225	261,381

RM Resources Superannuation Fund Members Statement



Kattie Jane Muir
Unit 9 36 Mephan Street
Maylands, Western Australia, 6051, Australia

Your Details

Date of Birth :	Provided	Nominated Beneficiaries:	N/A
Age:	33	Nomination Type:	N/A
Tax File Number:	Provided	Vested Benefits:	74,974
Date Joined Fund:	31/08/2006	Total Death Benefit:	74,974
Service Period Start Date:		Current Salary:	0
Date Left Fund:		Previous Salary:	0
Member Code:	MUIKAT00002A	Disability Benefit:	0
Account Start Date:	31/08/2006		
Account Phase:	Accumulation Phase		
Account Description:	Accumulation		

Your Balance

Total Benefits	74,974
<u>Preservation Components</u>	
Preserved	74,974
Unrestricted Non Preserved	
Restricted Non Preserved	
<u>Tax Components</u>	
Tax Free	
Taxable	74,974
Investment Earnings Rate	12%

Your Detailed Account Summary

	This Year	Last Year
Opening balance at 01/07/2020	65,668	55,687
<u>Increases to Member account during the period</u>		
Employer Contributions	1,472	12,475
Personal Contributions (Concessional)		
Personal Contributions (Non Concessional)		
Government Co-Contributions		
Other Contributions		
Proceeds of Insurance Policies		
Transfers In		
Net Earnings	8,335	(422)
Internal Transfer In		
<u>Decreases to Member account during the period</u>		
Pensions Paid		
Contributions Tax	221	1,871
Income Tax	280	201
No TFN Excess Contributions Tax		
Excess Contributions Tax		
Refund Excess Contributions		
Division 293 Tax		
Insurance Policy Premiums Paid		
Management Fees		
Member Expenses		
Benefits Paid/Transfers Out		
Superannuation Surcharge Tax		
Internal Transfer Out		
Closing balance at 30/06/2021	74,974	65,668

RM Resources Superannuation Fund Members Statement



Amber Muir
PO Box 445
North Perth, Western Australia, 6906, Australia

Your Details

		Nominated Beneficiaries:	N/A
Date of Birth :	Provided	Nomination Type:	N/A
Age:	28	Vested Benefits:	180
Tax File Number:	Provided	Total Death Benefit:	180
Date Joined Fund:	26/01/2012	Current Salary:	0
Service Period Start Date:		Previous Salary:	0
Date Left Fund:		Disability Benefit:	0
Member Code:	MUIAMB00002A		
Account Start Date:	26/01/2012		
Account Phase:	Accumulation Phase		
Account Description:	Accumulation		

Your Balance

Total Benefits	180
<u>Preservation Components</u>	
Preserved	180
Unrestricted Non Preserved	
Restricted Non Preserved	
<u>Tax Components</u>	
Tax Free	
Taxable	180
Investment Earnings Rate	11%

Your Detailed Account Summary

	This Year	Last Year
Opening balance at 01/07/2020	162	163
<u>Increases to Member account during the period</u>		
Employer Contributions		
Personal Contributions (Concessional)		
Personal Contributions (Non Concessional)		
Government Co-Contributions		
Other Contributions		
Proceeds of Insurance Policies		
Transfers In		
Net Earnings	19	(1)
Internal Transfer In		
<u>Decreases to Member account during the period</u>		
Pensions Paid		
Contributions Tax		
Income Tax	1	
No TFN Excess Contributions Tax		
Excess Contributions Tax		
Refund Excess Contributions		
Division 293 Tax		
Insurance Policy Premiums Paid		
Management Fees		
Member Expenses		
Benefits Paid/Transfers Out		
Superannuation Surcharge Tax		
Internal Transfer Out		
Closing balance at 30/06/2021	180	162

RM Resources Superannuation Fund Members Statement



Jake Muir
PO Box 445
North Perth, Western Australia, 6906, Australia

Your Details

Date of Birth :	Provided	Nominated Beneficiaries:	N/A
Age:	31	Nomination Type:	N/A
Tax File Number:	Provided	Vested Benefits:	49,120
Date Joined Fund:	26/01/2012	Total Death Benefit:	49,120
Service Period Start Date:		Current Salary:	0
Date Left Fund:		Previous Salary:	0
Member Code:	MUIJAK00002A	Disability Benefit:	0
Account Start Date:	26/01/2012		
Account Phase:	Accumulation Phase		
Account Description:	Accumulation		

Your Balance

Total Benefits	49,120
<u>Preservation Components</u>	
Preserved	49,120
Unrestricted Non Preserved	
Restricted Non Preserved	
<u>Tax Components</u>	
Tax Free	6,078
Taxable	43,042
Investment Earnings Rate	12%

Your Detailed Account Summary

	This Year	Last Year
Opening balance at 01/07/2020	43,841	42,782
<u>Increases to Member account during the period</u>		
Employer Contributions		435
Personal Contributions (Concessional)		1,001
Personal Contributions (Non Concessional)		
Government Co-Contributions		
Other Contributions		283
Proceeds of Insurance Policies		
Transfers In		
Net Earnings	5,462	(302)
Internal Transfer In		
<u>Decreases to Member account during the period</u>		
Pensions Paid		
Contributions Tax		215
Income Tax	183	144
No TFN Excess Contributions Tax		
Excess Contributions Tax		
Refund Excess Contributions		
Division 293 Tax		
Insurance Policy Premiums Paid		
Management Fees		
Member Expenses		
Benefits Paid/Transfers Out		
Superannuation Surcharge Tax		
Internal Transfer Out		
Closing balance at 30/06/2021	49,120	43,840

RM Resources Superannuation Fund Investment Summary Report



As at 30 June 2021

Investment	Units	Market Price	Market Value	Average Cost	Accounting Cost	Unrealised Gain/(Loss)	Gain/(Loss)%	Portfolio Weight%
Cash/Bank Accounts								
ANZ Business Advantage Account 3794-25264		2,284.550000	2,284.55	2,284.55	2,284.55			0.57 %
ANZ Business Online Saver 3794-25758		3,152.410000	3,152.41	3,152.41	3,152.41			0.79 %
CBA Direct Investment Acc		721.260000	721.26	721.26	721.26			0.18 %
			6,158.22		6,158.22			1.54 %
Fixtures and Fittings (at written down value) - Unitised								
MUIRR040-002 Airconditioner	1.00	0.000000	0.00	2,836.00	2,836.00	(2,836.00)	(100.00) %	0.00 %
MUIRR040-003 Kitchen cabinets	1.00	0.000000	0.00	7,500.00	7,500.00	(7,500.00)	(100.00) %	0.00 %
MUIRR040-001 Rangehood & oven	1.00	0.000000	0.00	817.00	817.00	(817.00)	(100.00) %	0.00 %
			0.00		11,153.00	(11,153.00)	(100.00) %	0.00 %
Preliminary Expense								
MUIRR041_1 12/92 Sixth Ave Borrowing Costs	1.00	0.000000	0.00	2,399.00	2,399.00	(2,399.00)	(100.00) %	0.00 %
			0.00		2,399.00	(2,399.00)	(100.00) %	0.00 %
Real Estate Properties (Australian - Residential)								
MUIRPROP 12/92 Sixth Avenue Maylands	3.00	100,000.000000	300,000.00	108,994.17	326,982.52	(26,982.52)	(8.25) %	74.88 %
			300,000.00		326,982.52	(26,982.52)	(8.25) %	74.88 %
Shares in Listed Companies (Australian)								
AMP.AX AMP Limited	6,840.00	1.125000	7,695.00	2.17	14,870.20	(7,175.20)	(48.25) %	1.92 %
ANZ.AX Australia And New Zealand Banking Group Limited	650.00	28.150000	18,297.50	27.58	17,929.70	367.80	2.05 %	4.57 %
COL.AX Coles Group Limited.	160.00	17.090000	2,734.40	29.59	4,734.42	(2,000.02)	(42.24) %	0.68 %
MQG.AX Macquarie Group Limited	30.00	156.430000	4,692.90	96.65	2,899.50	1,793.40	61.85 %	1.17 %
NAB.AX National Australia Bank Limited	400.00	26.220000	10,488.00	26.95	10,779.95	(291.95)	(2.71) %	2.62 %
NEC.AX Nine Entertainment Co. Holdings Limited	1,000.00	2.910000	2,910.00	1.34	1,339.95	1,570.05	117.17 %	0.73 %
5GG.AX Pentanet Limited	3,100.00	0.675000	2,092.50	0.63	1,941.95	150.55	7.75 %	0.52 %

RM Resources Superannuation Fund
Investment Summary Report



As at 30 June 2021

Investment	Units	Market Price	Market Value	Average Cost	Accounting Cost	Unrealised Gain/(Loss)	Gain/(Loss)%	Portfolio Weight%	
WES.AX	Wesfarmers Limited	360.00	59.100000	21,276.00	26.58	9,569.23	11,706.77	122.34 %	5.31 %
WBC.AX	Westpac Banking Corporation	400.00	25.810000	10,324.00	19.95	7,979.90	2,344.10	29.38 %	2.58 %
WPL.AX	Woodside Petroleum Ltd	445.00	22.210000	9,883.45	24.66	10,974.14	(1,090.69)	(9.94) %	2.47 %
				90,393.75		83,018.94	7,374.81	8.88 %	22.56 %
Units in Listed Unit Trusts (Australian)									
LLC.AX	Lendlease Group	358.00	11.460000	4,102.68	15.74	5,636.32	(1,533.64)	(27.21) %	1.02 %
				4,102.68		5,636.32	(1,533.64)	(27.21) %	1.02 %
				400,654.65		435,348.00	(34,693.35)	(7.97) %	100.00 %

RM Resources Superannuation Fund

Market Movement Report



As at 30 June 2021

Investment	Date	Description	Unrealised				Realised			Total
			Units	Accounting Cost Movement	Market Movement	Depreciation	Balance	Consideration	Accounting Cost Base	
5GG.AX - Pentanet Limited										
	02/03/2021	Purchase	3,100.00	1,941.95	0.00	0.00	1,941.95	0.00	0.00	0.00
	30/06/2021	Revaluation	0.00	0.00	150.55	0.00	2,092.50	0.00	0.00	0.00
	30/06/2021		3,100.00	1,941.95	150.55	0.00	2,092.50	0.00	0.00	0.00
AMP.AX - AMP Limited										
	01/07/2020	Opening Balance	6,840.00	0.00	0.00	0.00	12,688.20	0.00	0.00	0.00
	30/06/2021	Revaluation	0.00	0.00	(4,993.20)	0.00	7,695.00	0.00	0.00	0.00
	30/06/2021		6,840.00	0.00	(4,993.20)	0.00	7,695.00	0.00	0.00	0.00
ANZ.AX - Australia And New Zealand Banking Group Limited										
	01/07/2020	Opening Balance	650.00	0.00	0.00	0.00	12,116.00	0.00	0.00	0.00
	30/06/2021	Revaluation	0.00	0.00	6,181.50	0.00	18,297.50	0.00	0.00	0.00
	30/06/2021		650.00	0.00	6,181.50	0.00	18,297.50	0.00	0.00	0.00
COL.AX - Coles Group Limited.										
	01/07/2020	Opening Balance	160.00	0.00	0.00	0.00	2,747.20	0.00	0.00	0.00
	30/06/2021	Revaluation	0.00	0.00	(12.80)	0.00	2,734.40	0.00	0.00	0.00
	30/06/2021		160.00	0.00	(12.80)	0.00	2,734.40	0.00	0.00	0.00
LLC.AX1 - Lendlease Group										
	01/07/2020	Opening Balance	300.00	0.00	0.00	0.00	3,711.00	0.00	0.00	0.00
	21/08/2020	Purchase	15.00	180.06	0.00	0.00	3,891.06	0.00	0.00	0.00
	29/12/2020	Purchase	43.00	576.31	0.00	0.00	4,467.37	0.00	0.00	0.00
	30/06/2021	Revaluation	0.00	0.00	(364.69)	0.00	4,102.68	0.00	0.00	0.00
	30/06/2021		358.00	756.37	(364.69)	0.00	4,102.68	0.00	0.00	0.00
MQG.AX - Macquarie Group Limited										
	01/07/2020	Opening Balance	30.00	0.00	0.00	0.00	3,558.00	0.00	0.00	0.00
	30/06/2021	Revaluation	0.00	0.00	1,134.90	0.00	4,692.90	0.00	0.00	0.00
	30/06/2021		30.00	0.00	1,134.90	0.00	4,692.90	0.00	0.00	0.00
MUIRPROP - 12/92 Sixth Avenue Maylands										
	01/07/2020	Opening Balance	3.00	0.00	0.00	0.00	279,999.99	0.00	0.00	0.00
	30/06/2021	Revaluation	0.00	0.00	20,000.01	0.00	300,000.00	0.00	0.00	0.00
	30/06/2021		3.00	0.00	20,000.01	0.00	300,000.00	0.00	0.00	0.00

RM Resources Superannuation Fund

Market Movement Report



As at 30 June 2021

Investment	Date	Description	Unrealised				Realised			Total
			Units	Accounting Cost Movement	Market Movement	Depreciation	Balance	Consideration	Accounting Cost Base	
MUIRR040-001 - Rangehood & oven										
	01/07/2020	Opening Balance	1.00	0.00	0.00	0.00	219.00	0.00	0.00	0.00
	30/06/2021	Return Of Capital	0.00	(44.00)	0.00	0.00	175.00			
	30/06/2021		1.00	(44.00)	0.00	0.00	175.00	0.00	0.00	0.00
MUIRR040-002 - Airconditioner										
	01/07/2020	Opening Balance	1.00	0.00	0.00	0.00	750.00	0.00	0.00	0.00
	30/06/2021	Depreciation	0.00	0.00	0.00	(150.00)	600.00	0.00	0.00	0.00
	30/06/2021		1.00	0.00	0.00	(150.00)	600.00	0.00	0.00	0.00
MUIRR040-003 - Kitchen cabinets										
	01/07/2020	Opening Balance	1.00	0.00	0.00	0.00	2,865.00	0.00	0.00	0.00
	30/06/2021	Depreciation	0.00	0.00	0.00	(429.00)	2,436.00	0.00	0.00	0.00
	30/06/2021		1.00	0.00	0.00	(429.00)	2,436.00	0.00	0.00	0.00
MUIRR041_12/92SIXTHA - 12/92 Sixth Ave Borrowing Costs										
	01/07/2020	Opening Balance	1.00	0.00	0.00	0.00	0.00	0.00	0.00	0.00
	30/06/2021		1.00	0.00	0.00	0.00	0.00	0.00	0.00	0.00
NAB.AX - National Australia Bank Limited										
	01/07/2020	Opening Balance	400.00	0.00	0.00	0.00	7,288.00	0.00	0.00	0.00
	30/06/2021	Revaluation	0.00	0.00	3,200.00	0.00	10,488.00	0.00	0.00	0.00
	30/06/2021		400.00	0.00	3,200.00	0.00	10,488.00	0.00	0.00	0.00
NEC.AX - Nine Entertainment Co. Holdings Limited										
	01/07/2020	Opening Balance	1,000.00	0.00	0.00	0.00	1,380.00	0.00	0.00	0.00
	30/06/2021	Revaluation	0.00	0.00	1,530.00	0.00	2,910.00	0.00	0.00	0.00
	30/06/2021		1,000.00	0.00	1,530.00	0.00	2,910.00	0.00	0.00	0.00
WBC.AX - Westpac Banking Corporation										
	01/07/2020	Opening Balance	400.00	0.00	0.00	0.00	7,180.00	0.00	0.00	0.00
	30/06/2021	Revaluation	0.00	0.00	3,144.00	0.00	10,324.00	0.00	0.00	0.00
	30/06/2021		400.00	0.00	3,144.00	0.00	10,324.00	0.00	0.00	0.00
WES.AX - Wesfarmers Limited										
	01/07/2020	Opening Balance	360.00	0.00	0.00	0.00	16,138.80	0.00	0.00	0.00
	30/06/2021	Revaluation	0.00	0.00	5,137.20	0.00	21,276.00	0.00	0.00	0.00
	30/06/2021		360.00	0.00	5,137.20	0.00	21,276.00	0.00	0.00	0.00

RM Resources Superannuation Fund
Market Movement Report



As at 30 June 2021

Investment	Date	Description	Unrealised				Realised			Total
			Units	Accounting Cost Movement	Market Movement	Depreciation	Balance	Consideration	Accounting Cost Base	
WPL.AX - Woodside Petroleum Ltd										
	01/07/2020	Opening Balance	370.00	0.00	0.00	0.00	8,010.50	0.00	0.00	0.00
	18/09/2020	Purchase	7.00	131.55	0.00	0.00	8,142.05	0.00	0.00	0.00
	08/10/2020	Purchase	65.00	1,180.20	0.00	0.00	9,322.25	0.00	0.00	0.00
	24/03/2021	Purchase	3.00	74.32	0.00	0.00	9,396.57	0.00	0.00	0.00
	30/06/2021	Revaluation	0.00	0.00	470.65	0.00	9,867.22	0.00	0.00	0.00
	30/06/2021	Revaluation	0.00	0.00	16.23	0.00	9,883.45	0.00	0.00	0.00
	30/06/2021		445.00	1,386.07	486.88	0.00	9,883.45	0.00	0.00	0.00
Total Market Movement					35,594.35				0.00	35,594.35

RM Resources Superannuation Fund
CGT Register Report



As at 30 June 2021

Investment	Transaction	Contract	CGT	Units	Cost Base	Cost Base Adj	Cost Base Adj	Reduced Cost	Adjusted Cost	Net Other	Net Indexed	Gross	CGT Loss
Date	Date	Date	Transaction			Tax Def	Tax Free	Base	Base	Capital Gain	Gain	Discounted	
			Type									Gain	

Units in Listed Unit Trusts (Australian)

15/09/2020	15/09/2020		DistributionIn										
						0.13							
15/09/2020	15/09/2020		DistributionIn										
						2.51							
15/09/2020	15/09/2020		DistributionIn							0.00	0.00	2.24	
29/12/2020	23/12/2020		Purchase	43.00	576.31								
30/06/2021	30/06/2021		DistributionIn										
						0.26							
30/06/2021	30/06/2021		DistributionIn										
						0.75							
30/06/2021	30/06/2021		DistributionIn										
						5.25							

RM Resources Superannuation Fund Investment Income Report



As at 30 June 2021

Investment	Total Income	Franked	Unfranked	Interest/ Other	Franking Credits	Foreign Income	Foreign Credits * 1	Assessable Income (Excl. Capital Gains) * 2	TFN Credits	Other Deductions	Distributed Capital Gains	Non-Assessable Payments
Bank Accounts												
ANZ Business Online Saver 3794-25758	2.76			2.76	0.00	0.00	0.00	2.76			0.00	0.00
	2.76			2.76	0.00	0.00	0.00	2.76			0.00	0.00
Real Estate Properties (Australian - Residential)												
MUIRPROP 12/92 Sixth Avenue Maylands	12,980.00							12,980.00				
	12,980.00							12,980.00				
Shares in Listed Companies (Australian)												
AMP.AX AMP Limited	684.00	684.00	0.00		293.14			977.14		0.00		
ANZ.AX Australia And New Zealand Banking Group Limited	390.00	390.00	0.00		167.14			557.14		0.00		
COL.AX Coles Group Limited.	96.80	96.80	0.00		41.49			138.29		0.00		
MQG.AX Macquarie Group Limited	68.50	37.80	56.70		16.20			110.70	26.00	0.00		
NAB.AX National Australia Bank Limited	240.00	240.00	0.00		102.86			342.86		0.00		
NEC.AX Nine Entertainment Co. Holdings Limited	70.00	70.00	0.00		30.00			100.00		0.00		
WES.AX Wesfarmers Limited	658.80	658.80	0.00		282.34			941.14		0.00		
WBC.AX Westpac Banking Corp	356.00	356.00	0.00		152.57			508.57		0.00		
WPL.AX Woodside Petroleum Ltd	201.72	201.72	0.00		86.46			288.18		0.00		
	2,765.82	2,735.12	56.70		1,172.20			3,964.02	26.00	0.00		
Units in Listed Unit Trusts (Australian)												
LLC.AX Lendlease Group	54.49	19.98	19.98	19.91	8.56	7.47	0.90	76.80	24.00	0.00	2.24	8.91
	54.49	19.98	19.98	19.91	8.56	7.47	0.90	76.80	24.00	0.00	2.24	8.91

RM Resources Superannuation Fund
Investment Income Report



As at 30 June 2021

Investment	Total Income	Franked	Unfranked	Interest/ Other	Franking Credits	Foreign Income	Foreign Credits * 1	Assessable Income	TFN Credits	Other Deductions	Distributed Capital Gains	Non- Assessable Payments
								(Excl. Capital Gains) * 2				
	15,803.07	2,755.10	76.68	22.67	1,180.76	7.47	0.90	17,023.58	50.00	0.00	2.24	8.91

Assessable Income (Excl. Capital Gains) **17,023.58**

Net Capital Gain **1.49**

Total Assessable Income 17,025.07

* 1 Includes foreign credits from foreign capital gains.

* 2 Assessable Income in the SMSF Annual Return will be different as capital gains and losses from disposals of assets have not been included.

For a breakdown of Distributed Capital Gains and Non-Assessable Payments refer to Distributions Reconciliation Report.

RM Resources Superannuation Fund
Realised Capital Gains Report



For The Period 01 July 2020 - 30 June 2021

Investment		Accounting Treatment				Tax Treatment						
Purchase Contract Date	Disposal Contract Date	Units	Cost	Proceeds	Accounting Profit/(Loss)	Adjusted Cost Base	Reduced Cost Base	Indexed Cost Base	Indexed Gains	Discounted Gains (Gross)	Other Gains	Capital Loss
Units in Listed Unit Trusts (Australian)												
LLC.AX1 - Lendlease Group												
		0.00	0.00	0.00	0.00	0.00	0.00	0.00	0.00	2.24	0.00	0.00
		0.00	0.00	0.00	0.00	0.00	0.00	0.00	0.00	2.24	0.00	0.00
		0.00	0.00	0.00	0.00	0.00	0.00	0.00	0.00	2.24	0.00	0.00
		0.00	0.00	0.00	0.00	0.00	0.00	0.00	0.00	2.24	0.00	0.00

RM Resources Superannuation Fund
Unrealised Capital Gains Report



As at 30 June 2021

Investment	Units	Cost	Tax Deferred /Depreciation	CGT Cost Base	Market Value	Projected Profit / (Loss)	Taxable Profit Indexation	Taxable Profit Discounted	Taxable Profit Notional
Fixtures and Fittings (at written down value) - Unitised									
MUIRR040-001 - Rangehood & oven	1.00	817.00	631.00	186.00	0.0000	(186.00)	0.00	0.00	0.00
MUIRR040-002 - Airconditioner	1.00	2,836.00	2,048.00	788.00	0.0000	(788.00)	0.00	0.00	0.00
MUIRR040-003 - Kitchen cabinets	1.00	7,500.00	4,558.00	2,942.00	0.0000	(2,942.00)	0.00	0.00	0.00
		11,153.00	7,237.00	3,916.00	0.0000	(3,916.00)	0.00	0.00	0.00
Preliminary Expense									
MUIRR041_12/92SIXTHA - 12/92 Sixth Ave Borrowing Costs	1.00	2,399.00	0.00	2,399.00	0.0000	(2,399.00)	0.00	0.00	0.00
		2,399.00	0.00	2,399.00	0.0000	(2,399.00)	0.00	0.00	0.00
Real Estate Properties (Australian - Residential)									
MUIRPROP - 12/92 Sixth Avenue Maylands	3.00	326,982.52	0.00	326,982.52	300,000.0000	(26,982.52)	0.00	0.00	0.00
		326,982.52	0.00	326,982.52	300,000.0000	(26,982.52)	0.00	0.00	0.00
Shares in Listed Companies (Australian)									
5GG.AX - Pentanet Limited	3,100.00	1,941.95	0.00	1,941.95	2,092.5000	150.55	0.00	0.00	0.00
AMP.AX - AMP Limited	6,840.00	14,870.20	0.00	14,870.20	7,695.0000	(7,175.20)	0.00	0.00	0.00
ANZ.AX - Australia And New Zealand Banking Group Limited	650.00	17,929.70	0.00	17,929.70	18,297.5000	367.80	0.00	316.00	0.00
COL.AX - Coles Group Limited.	160.00	4,734.42	0.00	4,734.42	2,734.4000	(2,000.02)	0.00	0.00	0.00
MQG.AX - Macquarie Group Limited	30.00	2,899.50	0.00	2,899.50	4,692.9000	1,793.40	0.00	1,195.60	0.00
NAB.AX - National Australia Bank Limited	400.00	10,779.95	0.00	10,779.95	10,488.0000	(291.95)	0.00	0.00	0.00
NEC.AX - Nine Entertainment Co. Holdings Limited	1,000.00	1,339.95	0.00	1,339.95	2,910.0000	1,570.05	0.00	1,046.70	0.00
WBC.AX - Westpac Banking Corporation	400.00	7,979.90	0.00	7,979.90	10,324.0000	2,344.10	0.00	1,562.73	0.00
WES.AX - Wesfarmers Limited	360.00	9,569.23	0.00	9,569.23	21,276.0000	11,706.77	0.00	7,804.51	0.00

RM Resources Superannuation Fund
Unrealised Capital Gains Report



As at 30 June 2021

Investment	Units	Cost	Tax Deferred /Depreciation	CGT Cost Base	Market Value	Projected Profit /Loss	Taxable Profit Indexation	Taxable Profit Discounted	Taxable Profit Notional
Shares in Listed Companies (Australian)									
WPL.AX - Woodside Petroleum Ltd	445.00	10,974.14	0.00	10,974.14	9,883.4500	(1,090.69)	0.00	0.00	0.00
		83,018.94	0.00	83,018.94	90,393.7500	7,374.81	0.00	11,925.54	0.00
Units in Listed Unit Trusts (Australian)									
LLC.AX1 - Lendlease Group	358.00	5,636.32	8.91	5,627.41	4,102.6800	(1,524.73)	0.00	0.00	0.00
		5,636.32	8.91	5,627.41	4,102.6800	(1,524.73)	0.00	0.00	0.00
		429,189.78	7,245.91	421,943.87	394,496.4300	(27,447.44)	0.00	11,925.54	0.00

Memorandum of Resolutions of the Director(s) of

Rm Resources Superannuation Pty Ltd ACN: 155068063

ATF RM Resources Superannuation Fund

FINANCIAL STATEMENTS OF SUPERANNUATION FUND:

It was resolved that the financial statements would be prepared as special purpose financial statements as, in the opinion of the trustee(s), the Superannuation Fund is a non-reporting entity and therefore is not required to comply with all Australian Accounting Standards.

It was further resolved that the financial statements and notes to the financial statements of the Superannuation Fund in respect of the year ended 30 June 2021 thereon be adopted.

TRUSTEE'S DECLARATION:

It was resolved that the trustee's declaration of the Superannuation Fund be signed.

ANNUAL RETURN:

Being satisfied that the Fund had complied with the requirements of the Superannuation Industry (Supervision) Act 1993 (SISA) and Regulations during the year ended 30 June 2021, it was resolved that the annual return be approved, signed and lodged with the Australian Taxation Office.

TRUST DEED:

It was resolved that the advice received from the Fund's legal adviser confirming that the fund's trust deed is consistent with all relevant superannuation and trust law.

INVESTMENT STRATEGY:

The allocation of the Fund's assets and the Fund's investment performance over the financial year were reviewed and found to be within the acceptable ranges outlined in the investment strategy. After considering the risk, rate of return, diversification and liquidity of the investments and the ability of the Fund to discharge its existing liabilities, it was resolved that the investment strategy continues to reflect the purposes and circumstances of the Fund and its members. Accordingly, no changes in the investment strategy were required.

INVESTMENT – PERSONAL USE:

It was confirmed that no investments or assets were used by the member(s) for personal purposes.

INSURANCE COVER:

The trustee(s) reviewed the current life and total and permanent disability insurance coverage on offer to the members and resolved that the current insurance arrangements were appropriate for the Fund.

ALLOCATION OF INCOME:

It was resolved that the income of the Fund would be allocated to the members based on their average daily balance (an alternative allocation basis may be percentage of opening balance).

INVESTMENT ACQUISITIONS:

It was resolved to ratify the investment acquisitions throughout the financial year ended 30 June 2021.

INVESTMENT DISPOSALS:

It was resolved to ratify the investment disposals throughout the financial year ended 30 June 2021.

AUDITORS:

It was resolved that

Anthony Boys

of

PO Box 3376, RUNDLE MALL, South Australia 5000

act as auditors of the Fund for the next financial year.

Memorandum of Resolutions of the Director(s) of

Rm Resources Superannuation Pty Ltd ACN: 155068063

ATF RM Resources Superannuation Fund

TAX AGENTS:

It was resolved that

Alex Mora

act as tax agents of the Fund for the next financial year.

TRUSTEE STATUS:

Each of the trustee(s) confirmed that they are qualified to act as trustee(s) of the Fund and that they are not disqualified persons as defined by s 120 of the SISA.

CONTRIBUTIONS RECEIVED:

It was resolved that the contributions during the year be allocated to members on the basis of the schedule provided by the principal Fund employer.

ACCEPTANCE OF ROLLOVERS:

The trustee has ensured that any rollover made to the Fund, meets the requirements of the Fund's deed and does not breach the superannuation laws in relation to:

1. making rollover between Funds; and,
2. breaching the Fund or the member investment strategy.

The trustee has reviewed the rollover and received advice that the rollover is in accordance with the Trust Deed and the rules of the Fund and the superannuation laws. As such the trustee has resolved to accept the rollover on behalf of the member.

PAYMENT OF BENEFITS:

The trustee has ensured that any payment of benefits made from the Fund, meets the requirements of the Fund's deed and does not breach the superannuation laws in relation to:

1. making payments to members; and,
2. breaching the Fund or the member investment strategy.

The trustee has reviewed the payment of the benefit and received advice that the transfer is in accordance with the Deed and the superannuation laws. As such the trustee has resolved to allow the payment of the benefits on behalf of the member.

Memorandum of Resolutions of the Director(s) of

Rm Resources Superannuation Pty Ltd ACN: 155068063

ATF RM Resources Superannuation Fund

CLOSURE:

Signed as a true record –

.....
Robert Andrew Muir
/ /

.....
Kattie Jane Muir
/ /

.....
Jake Muir
/ /

Trial Balance

As at 30 June 2021

Last Year	Code	Account Name	Units	Debits \$	Credits \$
	23800	Distributions Received			
	23800/LLC.AX1	Lendlease Group			54.49
	23900	Dividends Received			
	23900/AMP.AX	AMP Limited			684.00
(920.00)	23900/ANZ.AX	Australia And New Zealand Banking Group Limited			390.00
(104.80)	23900/COL.AX	Coles Group Limited.			96.80
(41.90)	23900/MQG.AX	Macquarie Group Limited			68.50
(332.00)	23900/NAB.AX	National Australia Bank Limited			240.00
	23900/NEC.AX	Nine Entertainment Co. Holdings Limited			70.00
	23900/WBC.AX	Westpac Banking Corp			356.00
(319.80)	23900/WES.AX	Wesfarmers Limited			658.80
(288.87)	23900/WPL.AX	Woodside Petroleum Ltd			201.72
	24200	Contributions			
(1,719.63)	24200/MUIJAK00002A	(Contributions) Muir, Jake - Accumulation			
(12,475.20)	24200/MUIKAT00002A	(Contributions) Muir, Kattie Jane - Accumulation			1,472.09
(4,172.04)	24200/MUIROB00002A	(Contributions) Muir, Robert Andrew - Accumulation			1,020.27
10,676.73	24700	Changes in Market Values of Investments			35,594.35
	25000	Interest Received			
(22.49)	25000/ANZ379425758	ANZ Business Online Saver 3794-25758			2.76
(0.42)	25000/CBA10304124	CBA Direct Investment Acc			
	26700	Other Income			0.01
	28000	Property Income			
(13,360.00)	28000/MUIRPROP	12/92 Sixth Avenue Maylands			12,980.00
1,584.00	30100	Accountancy Fees		462.00	
259.00	30400	ATO Supervisory Levy			
330.00	30700	Auditor's Remuneration			
321.00	30800	ASIC Fees		328.00	
177.50	31500	Bank Charges		120.00	
	33400	Depreciation			

Trial Balance

As at 30 June 2021

Last Year	Code	Account Name	Units	Debits	Credits
				\$	\$
	55.00	33400/MUIRR040-001	Rangehood & oven	44.00	
	188.00	33400/MUIRR040-002	Airconditioner	150.00	
	506.00	33400/MUIRR040-003	Kitchen cabinets	429.00	
		41960	Property Expenses - Council Rates		
	1,453.35	41960/MUIRPROP	12/92 Sixth Avenue Maylands	1,422.48	
		42060	Property Expenses - Repairs Maintenance		
		42060/MUIRPROP	12/92 Sixth Avenue Maylands	491.60	
		42100	Property Expenses - Strata Levy Fees		
	2,245.50	42100/MUIRPROP	12/92 Sixth Avenue Maylands	2,374.82	
		42150	Property Expenses - Water Rates		
	949.97	42150/MUIRPROP	12/92 Sixth Avenue Maylands	939.25	
	3,131.71	48500	Income Tax Expense	681.14	
	11,879.39	49000	Profit/Loss Allocation Account	46,447.50	
		50010	Opening Balance		
	(163.28)	50010/MUIAMB00002A	(Opening Balance) Muir, Amber - Accumulation		161.77
	(42,782.05)	50010/MUIJAK00002A	(Opening Balance) Muir, Jake - Accumulation		43,840.77
	(55,687.19)	50010/MUIKAT00002A	(Opening Balance) Muir, Kattie Jane - Accumulation		65,667.84
	(260,539.32)	50010/MUIROB00002A	(Opening Balance) Muir, Robert Andrew - Accumulation		261,380.85
		52420	Contributions		
	(1,719.63)	52420/MUIJAK00002A	(Contributions) Muir, Jake - Accumulation		0.00
	(12,475.20)	52420/MUIKAT00002A	(Contributions) Muir, Kattie Jane - Accumulation		1,472.09
	(4,172.04)	52420/MUIROB00002A	(Contributions) Muir, Robert Andrew - Accumulation		1,020.27
		53100	Share of Profit/(Loss)		
	1.02	53100/MUIAMB00002A	(Share of Profit/(Loss)) Muir, Amber - Accumulation		18.35
	301.75	53100/MUIJAK00002A	(Share of Profit/(Loss)) Muir, Jake - Accumulation		5,462.87
	422.19	53100/MUIKAT00002A	(Share of Profit/(Loss)) Muir, Kattie Jane - Accumulation		8,334.20
	1,832.22	53100/MUIROB00002A	(Share of Profit/(Loss)) Muir, Robert Andrew - Accumulation		32,052.52

Trial Balance

As at 30 June 2021

Last Year	Code	Account Name	Units	Debits \$	Credits \$
	53330	Income Tax			
	0.49	53330/MUIAMB00002A (Income Tax) Muir, Amber - Accumulation		0.62	
	143.69	53330/MUIJAK00002A (Income Tax) Muir, Jake - Accumulation		183.29	
	201.04	53330/MUIKAT00002A (Income Tax) Muir, Kattie Jane - Accumulation		279.63	
	872.47	53330/MUIROB00002A (Income Tax) Muir, Robert Andrew - Accumulation		1,075.40	
	53800	Contributions Tax			
	215.47	53800/MUIJAK00002A (Contributions Tax) Muir, Jake - Accumulation			0.00
	1,871.32	53800/MUIKAT00002A (Contributions Tax) Muir, Kattie Jane - Accumulation		220.82	
	625.82	53800/MUIROB00002A (Contributions Tax) Muir, Robert Andrew - Accumulation		153.04	
	54500	Benefits Paid/Transfers Out			
		54500/MUIROB00002A (Benefits Paid/Transfers Out) Muir, Robert Andrew - Accumulation		10,000.00	
	60400	Bank Accounts			
	2,506.33	60400/ANZ379425264 ANZ Business Advantage Account 3794-25264		2,284.55	
	7,091.65	60400/ANZ379425758 ANZ Business Online Saver 3794-25758		3,152.41	
	47.72	60400/CBA10304124 CBA Direct Investment Acc		721.26	
	61800	Distributions Receivable			
		61800/LLC.AX1 Lendlease Group		8.53	
	62550	Reinvestment Residual Account			
	15.55	62550/WPL.AX Woodside Petroleum Ltd		11.40	
	1,000.00	65600 Bond		1,000.00	
	321.00	65700 ASIC Account		19.00	
	3,183.00	68000 Sundry Debtors		3,383.00	
	72650	Fixtures and Fittings (at written down value) - Unitised			
	219.00	72650/MUIRR040-001 Rangehood & oven	1.0000	175.00	
	750.00	72650/MUIRR040-002 Airconditioner	1.0000	600.00	
	2,865.00	72650/MUIRR040-003 Kitchen cabinets	1.0000	2,436.00	
	76103	Preliminary Expense			
	0.00	76103/MUIRR041_12/9 2SIXTHA 12/92 Sixth Ave Borrowing Costs	1.0000		0.00

Trial Balance

As at 30 June 2021

Last Year	Code	Account Name	Units	Debits \$	Credits \$
	77200	Real Estate Properties (Australian - Residential)			
279,999.99	77200/MUIRPROP	12/92 Sixth Avenue Maylands	3.0000	300,000.00	
	77600	Shares in Listed Companies (Australian)			
	77600/5GG.AX	Pentanet Limited	3,100.0000	2,092.50	
12,688.20	77600/AMP.AX	AMP Limited	6,840.0000	7,695.00	
12,116.00	77600/ANZ.AX	Australia And New Zealand Banking Group Limited	650.0000	18,297.50	
2,747.20	77600/COL.AX	Coles Group Limited.	160.0000	2,734.40	
3,558.00	77600/MQG.AX	Macquarie Group Limited	30.0000	4,692.90	
7,288.00	77600/NAB.AX	National Australia Bank Limited	400.0000	10,488.00	
1,380.00	77600/NEC.AX	Nine Entertainment Co. Holdings Limited	1,000.0000	2,910.00	
7,180.00	77600/WBC.AX	Westpac Banking Corporation	400.0000	10,324.00	
16,138.80	77600/WES.AX	Wesfarmers Limited	360.0000	21,276.00	
8,010.50	77600/WPL.AX	Woodside Petroleum Ltd	445.0000	9,883.45	
	78200	Units in Listed Unit Trusts (Australian)			
3,711.00	78200/LLC.AX1	Lendlease Group	358.0000	4,102.68	
(1,367.71)	85000	Income Tax Payable/Refundable			368.85
(398.00)	86000	PAYG Payable			420.00
				474,090.17	474,090.17

Current Year Profit/(Loss): 47,128.64

SMSF Tax Return

2021

1 Jul 2020—30 Jun 2021

TFN Recorded

PART A ELECTRONIC LODGMENT DECLARATION (FORM P, T, F, SMSF OR EX)

This declaration is to be completed where the tax return is to be lodged via the Tax Office's electronic lodgment service (ELS). It is the responsibility of the taxpayer to retain this declaration for a period of five years after the declaration is made, penalties may apply for failure to do so.

Privacy

The ATO is authorised by the *Taxation Administration Act 1953* to request the provision of tax file numbers (TFNs). The ATO will use the TFNs to identify each partner or beneficiary or entity in our records. It is not an offence not to provide the TFNs. However, you cannot lodge your tax return electronically if you do not quote your TFN.

Taxation law authorises the ATO to collect information and to disclose it to other government agencies. For information about your privacy go to ato.gov.au/privacy

The Australian Business Register

The Commissioner of Taxation, as Registrar of the Australian Business Register, may use the ABN and business details which you provide on this tax return to maintain the integrity of the register.

Please refer to the privacy statement on the Australian Business Register (ABR) website (www.abr.gov.au) for further information – it outlines our commitment to safeguarding your details.

Electronic Funds Transfer – Direct Debit

Where you have requested an EFT direct debit some of your details will be provided to your financial institution and the Tax Office's sponsor bank to facilitate the payment of your taxation liability from your nominated account.

<u>Tax File Number</u>	<u>Name of partnership, trust, fund or entity</u>	<u>Year</u>
TFN Recorded	RM Resources Superannuation Fund	2021

I authorise my tax agent to electronically transmit this tax return via the electronic lodgment service.

Important

Before making this declaration please check to ensure that all income has been disclosed and the tax return is true and correct in every detail. If you are in doubt about any aspect of the tax return, place all the facts before the Tax Office. The tax law provides heavy penalties for false or misleading statements on tax returns.

Declaration - I declare that:

- the information provided to my registered tax agent for the preparation of this tax return, including any applicable schedules is true and correct, and
- the agent is authorised to lodge this tax return.

Signature of partner, trustee or director	Date
---	------

PART B ELECTRONIC FUNDS TRANSFER CONSENT

This declaration is to be completed when an electronic funds transfer EFT of a refund is requested and the tax return is being lodged through the electronic lodgment service ELS.

This declaration must be signed by the taxpayer prior to the EFT details being transmitted to the Tax Office. If you elect for an EFT, all details below must be completed.

Important

Care should be taken when completing EFT details as the payment of any refund, including any family tax benefit, will be made to the account specified.

<u>Agent Ref No.</u>	<u>BSB Number</u>	<u>Account Number</u>	<u>Account Name</u>
24742602	066117	10304124	RM Resources Superannuation Fund

I authorise the refund to be deposited directly to the account specified.

Signature	Date

PART D TAX AGENTS CERTIFICATE (SHARED FACILITIES USERS ONLY)

<u>Client Ref</u>	<u>Agent Ref No.</u>	<u>Contact Name</u>	<u>Contact No.</u>
MUIRR040	24742602	Mora Wealth Accountants Pty Ltd	0893091233

Declaration - I declare that:

- I have prepared this tax return and/or family tax benefit tax claim in accordance with the information supplied by the taxpayer
- I have received a declaration made by the taxpayer that the information provided to me for the preparation of this document is true and correct, and
- I am authorised by the taxpayer to lodge this tax return and any applicable schedules that are attached.

Agent's Signature	Date

Section A: Fund information

Period start 01/07/2020

Period end 30/06/2021

1 TAX FILE NUMBER TFN Recorded

2 NAME OF SELF-MANAGED SUPERANNUATION FUND (SMSF) RM Resources Superannuation Fund

3 AUSTRALIAN BUSINESS NUMBER 43 133 504 240

4 CURRENT POSTAL ADDRESS

Address	Town/City	State	Postcode
PO Box 1389	Wangara DC	WA	6947

5 ANNUAL RETURN STATUS

Is this the first required return for a newly registered SMSF? No

6 SMSF AUDITOR

Title Mr

First name Anthony

Other name William

Family name Boys

Suffix

SMSF auditor number 100014140

Contact number 61-410712708

Auditor Address	Town/City	State	Postcode
PO Box 3376	RUNDLE MALL	SA	5000

Date audit was completed **A** 16/06/2022

Was part A of the audit report qualified? **B** No

Was part B of the audit report qualified? **C** No

If Part B of the audit report was qualified, have the reported issues been rectified? **D**

7 ELECTRONIC FUNDS TRANSFER (EFT)

A. Fund's financial institution account details

BSB number 066117

Account number 10304124

Account name RM Resources Superannuation Fund

I would like my tax refunds made to this account Yes

C. Electronic service address alias

8 STATUS OF SMSF

Australian superannuation fund? **A** Yes

Fund benefit structure **B** A

Does the fund trust deed allow acceptance of the Government's Super Co-contribution and Low Income Super Contribution? **C** Yes

9 WAS THE FUND WOUND UP DURING THE YEAR?

Date fund was wound up

Have all tax lodgment and payment obligations been met?

10 EXEMPT CURRENT PENSION INCOME

Did the fund pay retirement phase superannuation income stream benefits to one or more members in the income year? No

Exempt current pension income amount **A**Which method did you use to calculate your exempt current pension income? **B**Was an actuarial certificate obtained? **D**Did the fund have any other income that was assessable? **E**

Choosing 'No' means that you do not have any assessable income, including no-TFN quoted contributions. Go to Section C: Deductions and non-deductible expenses. **(Do not complete Section B: Income.)** If you are entitled to claim any tax offsets, you can list these at Section D: Income tax calculation statement.

Section B: Income**11 INCOME****Prior year losses brought forward**

Net Capital Losses from Collectables

Other Net Capital Losses \$57.00

Did you have a CGT event during the year? **G** YesHave you applied an exemption or rollover? **M** NoNet capital gain **A** \$0.00**Losses carried forward**

Net Capital Losses from Collectables

Other Net Capital Losses \$55.00

Gross rent and other leasing and hiring **B** \$12,980.00Gross interest income **C** \$2.00

Tax file number amounts withheld from gross interest \$0.00

Forestry managed investment scheme income **X**Gross foreign income **D1** \$8.00Net foreign income **D** \$8.00Australian franking credits from a New Zealand company income **E**Transfers from foreign funds income **F** Number 0Gross payments where ABN not quoted **H**Gross distribution from partnerships income **I**Unfranked dividends **J** \$56.00

Franked dividend income amount		K	\$2,735.00
Franking credit		L	\$1,172.00
Tax file number amounts withheld from dividends			
Gross distribution from trusts income		M	\$68.00
Assessable contributions	(R1 + R2 + R3 less R6)	R	\$2,492.00
Assessable employer contributions		R1	\$2,492.00
Assessable personal contributions		R2	
No-TFN-quoted contributions		R3	\$0.00
The transfer of liability to a Life Insurance Company or Pooled Superannuation Trust		R6	
Gross payments foreign resident income			
Other income			
Total other income		S	
Assessable income due to a changed tax status of the fund		T	
Net non-arm's length income	(Subject to 47% tax rate U1 + U2 + U3)	U	
Net non-arm's length private company dividends		U1	
Net non-arm's length trust distributions		U2	
Net other non-arm's length income		U3	
Gross income		W	\$19,513.00
Exempt current pension income		Y	
Total assessable income		V	\$19,513.00

Section C: Deductions and non-deductible expenses

12 DEDUCTIONS

		Deductions		Non-Deductible Expenses
Interest expenses within Australia	A1		A2	
Interest expenses overseas	B1		B2	
Capital works expenditure	D1		D2	
Low value pool				
Capital allowance		\$623.00		
Other depreciation				
Decline in value of depreciating assets	E1	\$623.00	E2	
Insurance premiums – members	F1		F2	
SMSF auditor fee	H1		H2	
Investment expenses	I1	\$5,228.00	I2	\$0.00
Management and administration expenses	J1	\$910.00	J2	\$0.00
Forestry managed investment scheme expense	U1		U2	
Other amounts	L1		L2	
Tax losses deducted	M1			
Totals	N	\$6,761.00	Y	\$0.00
Total SMSF expenses		(N + Y)	Z	\$6,761.00
Taxable income or loss		(TOTAL ASSESSABLE INCOME less TOTAL DEDUCTIONS)	O	\$12,752.00

Section D: Income tax calculation statement

13 CALCULATION STATEMENT

Taxable income		A	\$12,752.00
Tax on taxable income		T1	\$1,912.80
Tax on no-TFN-quoted contributions		J	\$0.00
Gross tax		B	\$1,912.80
Non-refundable non-carry forward tax offsets	(C1 + C2)	C	\$0.90
Foreign income tax offset		C1	\$0.90
Rebates and tax offsets		C2	
Subtotal	(B less C – cannot be less than zero)	T2	\$1,911.90

Non-refundable carry forward tax offsets	(D1 + D2 + D3 + D4)	D	\$0.00
Early stage venture capital limited partnership tax offset		D1	\$0.00
Early stage venture capital limited partnership tax offset carried forward from previous year		D2	\$0.00
Early stage investor tax offset		D3	\$0.00
Early stage investor tax offset carried forward from previous year		D4	\$0.00
Subtotal	(T2 less D – cannot be less than zero)	T3	\$1,911.90
REFUNDABLE TAX OFFSETS	(E1 + E2 + E3 + E4)	E	\$1,180.76
Complying fund's franking credits tax offset		E1	\$1,180.76
No-TFN tax offset		E2	
National rental affordability scheme tax offset		E3	
Exploration credit tax offset		E4	\$0.00
Tax Payable		T5	\$731.14
Section 102AAM interest charge		G	
Eligible credits	(H1 + H2 + H3 + H5 + H6 + H8)	H	\$50.00
Credit for interest on early payments – amount of interest		H1	
Credit for tax withheld – foreign resident withholding (excluding capital gains)		H2	
Credit for tax withheld – where ABN or TFN not quoted (non-individual)		H3	\$50.00
Credit for TFN amounts withheld from payments from closely held trusts		H5	\$0.00
Credit for interest on no-TFN tax offset		H6	
Credit for amounts withheld from foreign resident capital gains withholding		H8	\$0.00
Tax offset refunds (Remainder of refundable tax offsets)		I	\$0.00
PAYG instalments raised		K	\$1,680.00
Supervisory levy		L	\$259.00
Supervisory levy adjustment for wound up funds		M	\$0.00
Supervisory levy adjustment for new funds		N	\$0.00
Amount refundable		S	\$739.86

Section E: Losses

14 LOSSES

Tax losses carried forward to later income years		U	
Net capital losses carried forward to later income years		V	\$55.00

Section H: Assets and liabilities

15	ASSETS		
15a	Australian managed investments		
Listed trusts		A	\$4,103.00
Unlisted trusts		B	
Insurance policy		C	
Other managed investments		D	
15b	Australian direct investments		
Cash and term deposits		E	\$6,158.00
Debt securities		F	
Loans		G	
Listed shares		H	\$90,394.00
Unlisted shares		I	
Limited recourse borrowing arrangements		J	
Australian residential real property		J1	
Australian non-residential real property		J2	
Overseas real property		J3	
Australian shares		J4	
Overseas shares		J5	
Other		J6	
Property Count		J7	
Non-residential real property		K	
Residential real property		L	\$300,000.00
Collectables and personal use assets		M	
Other assets		O	\$7,633.00
15c	Other investments		
Crypto-Currency		N	
15d	Overseas direct investments		
Overseas shares		P	
Overseas non-residential real property		Q	
Overseas residential real property		R	
Overseas managed investments		S	
Other overseas assets		T	
Total Australian and overseas assets		U	\$408,288.00
15e	In-house assets		
Did the fund have a loan to, lease to or investment in, related parties (known as in-house assets) at the end of the income year?		A	

15f Limited recourse borrowing arrangements

If the fund had an LRBA were the LRBA borrowings from a licensed financial institution?	A
Did the members or related parties of the fund use personal guarantees or other security for the LRBA?	B

16 LIABILITIES

Borrowings	V	
Borrowings for limited recourse borrowing arrangements	V1	
Permissible temporary borrowings	V2	
Other borrowings	V3	
Total member closing account balances	W	\$407,499.00
Reserve accounts	X	
Other liabilities	Y	\$789.00
Total liabilities	Z	\$408,288.00

17 TAXATION OF FINANCIAL ARRANGEMENTS (TOFA)

Total TOFA gains	H
Total TOFA losses	I

Section J: Other information

FAMILY TRUST ELECTION STATUS

Select the income year of the election	A
Family trust election revocation/variation code	B

INTERPOSED ENTITY ELECTION STATUS

Select the earliest income year elected	C
Interposed entity election revocation code	D

Section K : Declarations

PREFERRED TRUSTEE OR DIRECTOR CONTACT DETAILS

Title	Mr
First name	Robert Andrew
Other name	
Family name	Muir
Suffix	
Non-individual trustee name	Rm Resources Superannuation Pty Ltd
ABN of non-individual trustee	
Contact number	04 38975709
Email address	

TAX AGENT'S CONTACT DETAILS

Practice name	Mora Wealth Accountants Pty Ltd
Title	Mr
First name	Alex
Other name	
Family name	Mora
Suffix	
Contact number	08 93091233

HOURS TAKEN TO PREPARE AND COMPLETE THIS RETURN

Member 1 — Muir, Robert Andrew (TFN Recorded)

Account status	Open
Tax File Number	TFN Recorded
INDIVIDUAL NAME	
Title	Mr
Given name	Robert Andrew
Other given names	
Family name	Muir
Suffix	
Date of birth	2 Jan 1950
Date of death	
CONTRIBUTIONS	
Opening account balance	\$261,380.85
Employer contributions	A \$1,020.27
Principal Employer ABN	A1
Personal contributions	B
CGT small business retirement exemption	C
CGT small business 15 year exemption	D
Personal injury election	E
Spouse and child contributions	F
Other third party contributions	G
Proceeds from primary residence disposal	H
Receipt date	H1
Assessable foreign superannuation fund amount	I
Non-assessable foreign superannuation fund amount	J
Transfer from reserve: assessable amount	K
Transfer from reserve: non-assessable amount	L
Contributions from non-complying funds and previously non-complying funds	T
Any other contributions (including Super Co-contributions and Low Income Super Contributions)	M
Total Contributions	N \$1,020.27

OTHER TRANSACTIONS

Allocated earnings or losses	O	\$30,824.08
Inward rollovers and transfers	P	
Outward rollovers and transfers	Q	
TRIS Count		
Accumulation phase account balance	S1	\$283,225.20
Retirement phase account balance - Non CDBIS	S2	
Retirement phase account balance - CDBIS	S3	
Accumulation phase value	X1	
Retirement phase value	X2	
Outstanding Limited recourse borrowing arrangement	Y	
Lump Sum payment	R1	\$10,000.00
Income stream payment	R2	
Closing account balance	S	\$283,225.20

Member 2 — Muir, Kattie Jane (TFN Recorded)

Account status	Open
Tax File Number	TFN Recorded
INDIVIDUAL NAME	
Title	Miss
Given name	Kattie Jane
Other given names	
Family name	Muir
Suffix	
Date of birth	29 Sep 1987
Date of death	
CONTRIBUTIONS	
Opening account balance	\$65,667.84
Employer contributions	A \$1,472.09
Principal Employer ABN	A1
Personal contributions	B
CGT small business retirement exemption	C
CGT small business 15 year exemption	D
Personal injury election	E
Spouse and child contributions	F
Other third party contributions	G
Proceeds from primary residence disposal	H
Receipt date	H1
Assessable foreign superannuation fund amount	I
Non-assessable foreign superannuation fund amount	J
Transfer from reserve: assessable amount	K
Transfer from reserve: non-assessable amount	L
Contributions from non-complying funds and previously non-complying funds	T
Any other contributions (including Super Co-contributions and Low Income Super Contributions)	M
Total Contributions	N \$1,472.09

OTHER TRANSACTIONS

Allocated earnings or losses	O	\$7,833.75
Inward rollovers and transfers	P	
Outward rollovers and transfers	Q	
TRIS Count		
Accumulation phase account balance	S1	\$74,973.68
Retirement phase account balance - Non CDBIS	S2	
Retirement phase account balance - CDBIS	S3	
Accumulation phase value	X1	
Retirement phase value	X2	
Outstanding Limited recourse borrowing arrangement	Y	
Lump Sum payment	R1	
Income stream payment	R2	
Closing account balance	S	\$74,973.68

Member 3 — Muir, Amber (TFN Recorded)Account status OpenTax File Number TFN Recorded**INDIVIDUAL NAME**Title MissGiven name Amber

Other given names

Family name Muir

Suffix

Date of birth 31 Dec 1992

Date of death

CONTRIBUTIONSOpening account balance \$161.77Employer contributions **A**Principal Employer ABN **A1**Personal contributions **B**CGT small business retirement exemption **C**CGT small business 15 year exemption **D**Personal injury election **E**Spouse and child contributions **F**Other third party contributions **G**Proceeds from primary residence disposal **H**Receipt date **H1**Assessable foreign superannuation fund amount **I**Non-assessable foreign superannuation fund amount **J**Transfer from reserve: assessable amount **K**Transfer from reserve: non-assessable amount **L**Contributions from non-complying funds and previously non-complying funds **T**Any other contributions (including Super Co-contributions and Low Income Super Contributions) **M****Total Contributions** **N**

OTHER TRANSACTIONS

Allocated earnings or losses	O	\$18.73
Inward rollovers and transfers	P	
Outward rollovers and transfers	Q	
TRIS Count		
Accumulation phase account balance	S1	\$180.50
Retirement phase account balance - Non CDBIS	S2	
Retirement phase account balance - CDBIS	S3	
Accumulation phase value	X1	
Retirement phase value	X2	
Outstanding Limited recourse borrowing arrangement	Y	
Lump Sum payment	R1	
Income stream payment	R2	
Closing account balance	S	\$180.50

Member 4 — Muir, Jake (TFN Recorded)Account status OpenTax File Number TFN Recorded**INDIVIDUAL NAME**Title MrGiven name Jake

Other given names

Family name Muir

Suffix

Date of birth 5 May 1990

Date of death

CONTRIBUTIONSOpening account balance \$43,840.77Employer contributions **A**Principal Employer ABN **A1**Personal contributions **B**CGT small business retirement exemption **C**CGT small business 15 year exemption **D**Personal injury election **E**Spouse and child contributions **F**Other third party contributions **G**Proceeds from primary residence disposal **H**Receipt date **H1**Assessable foreign superannuation fund amount **I**Non-assessable foreign superannuation fund amount **J**Transfer from reserve: assessable amount **K**Transfer from reserve: non-assessable amount **L**Contributions from non-complying funds and previously non-complying funds **T**Any other contributions (including Super Co-contributions and Low Income Super Contributions) **M****Total Contributions** **N**

OTHER TRANSACTIONS

Allocated earnings or losses	O	\$5,279.58
Inward rollovers and transfers	P	
Outward rollovers and transfers	Q	
TRIS Count		
Accumulation phase account balance	S1	\$49,120.35
Retirement phase account balance - Non CDBIS	S2	
Retirement phase account balance - CDBIS	S3	
Accumulation phase value	X1	
Retirement phase value	X2	
Outstanding Limited recourse borrowing arrangement	Y	
Lump Sum payment	R1	
Income stream payment	R2	
Closing account balance	S	\$49,120.35

Capital Gains Tax Schedule

1 CURRENT YEAR CAPITAL GAINS AND CAPITAL LOSSES	Capital gains	Capital losses
Shares in companies listed on an Australian securities exchange	A	K
Other shares	B	L
Units in unit trusts listed on an Australian securities exchange	C	\$2.00 M
Other units	D	N
Real estate situated in Australia	E	O
Other real estate	F	P
Amount of capital gains from a trust (including a managed fund)	G	
Collectables	H	Q
Other CGT assets and any other CGT events	I	R
Amount of capital gain previously deferred under transitional CGT relief for superannuation funds	S	\$0.00
Total current year	J	\$2.00 A
2 CAPITAL LOSSES		
Total current year capital losses applied	B	
Total prior year net capital losses applied	C	\$2.00
Total capital losses transferred in applied (only for transfers involving a foreign bank branch or permanent establishment of a foreign financial entity)	D	
Total capital losses applied	E	\$2.00
3 UNAPPLIED NET CAPITAL LOSSES CARRIED FORWARD		
Net capital losses from collectables carried forward to later income years	A	
Other net capital losses carried forward to later income years	B	\$55.00
4 CGT DISCOUNT		
Total CGT discount applied	A	
5 CGT CONCESSIONS FOR SMALL BUSINESS		
Small business active asset reduction	A	
Small business retirement exemption	B	
Small business rollover	C	
Total small business concessions applied	D	\$0.00
6 NET CAPITAL GAIN		
	A	\$0.00
1J less 2E less 4A less 5D (cannot be less than zero). Amount will appear at label A, Net capital gain on your tax return		
7 EARNOUT ARRANGEMENTS		
Income year earnout right created	F	
Amended net capital gain or capital losses carried forward	G	

8 OTHER CGT INFORMATION REQUIRED (IF APPLICABLE)

Small business 15 year exemption – exempt capital gains	A
Capital gains disregarded by a foreign resident	B
Capital gains disregarded as a result of a scrip for scrip rollover	C
Capital gains disregarded as a result of an inter-company asset rollover	D
Capital gains disregarded by a demerging entity	E

Depreciating asset worksheets

Asset Details: Rangehood & Oven		Type: General		Class: Tangible	
Date of acquisition	Date first used	Business use %	Original cost price		
9 May 2014	9 May 2014	100	\$861.00		
Current year second element costs	Less current year balancing charge	Cost limit	Adjustable value		
			\$861.00		
METHODS AND RATES		Method: Diminishing value			
Depreciation rate	Effective life of asset	Self assessed	Recalculated effective life		
20.00	10.00	No	No		
DECLINE IN VALUE					
Accumulated private use depreciation	Opening WDV	Decline in value	Closing WDV	Business portion	
\$0.00	\$219.00	\$44.00	\$175.00	\$44.00	
Asset Details: Airconditioner		Type: Office equipment		Class: Tangible	
Date of acquisition	Date first used	Business use %	Original cost price		
14 Jul 2014	14 Jul 2014	100	\$2,836.00		
Current year second element costs	Less current year balancing charge	Cost limit	Adjustable value		
			\$2,836.00		
METHODS AND RATES		Method: Diminishing value			
Depreciation rate	Effective life of asset	Self assessed	Recalculated effective life		
20.00	10.00	No	No		
DECLINE IN VALUE					
Accumulated private use depreciation	Opening WDV	Decline in value	Closing WDV	Business portion	
\$0.00	\$750.00	\$150.00	\$600.00	\$150.00	
Asset Details: Kitchen Cabinets		Type: General		Class: Tangible	
Date of acquisition	Date first used	Business use %	Original cost price		
28 Jul 2014	28 Jul 2014	100	\$7,500.00		
Current year second element costs	Less current year balancing charge	Cost limit	Adjustable value		
			\$7,500.00		
METHODS AND RATES		Method: Diminishing value			
Depreciation rate	Effective life of asset	Self assessed	Recalculated effective life		
14.98	13.35	No	No		
DECLINE IN VALUE					
Accumulated private use depreciation	Opening WDV	Decline in value	Closing WDV	Business portion	
\$0.00	\$2,865.00	\$429.00	\$2,436.00	\$429.00	

Worksheets

11 INCOME

B Gross rent and other leasing and hiring	
Description	Amount
Imported from SF360	\$12,980.00
Total	\$12,980.00

C Gross interest income		
Description	Tax Withheld	Interest
Imported from SF360	\$0.00	\$2.00
Total	\$0.00	\$2.00

D1 Gross foreign income	
Description	Amount
Imported from SF360	\$8.00
Total	\$8.00

D Net foreign income	
Description	Amount
Imported from SF360	\$8.00
Total	\$8.00

M Gross distribution from trusts income	
Description	Amount
Imported from SF360	\$68.00
Total	\$68.00

12 DEDUCTIONS

I Investment Expenses		
Description	Deductible	Non deductible
Imported from SF360	\$5,228.00	\$0.00
Total	\$5,228.00	\$0.00

J Management and administration expenses		
Description	Deductible	Non deductible
Imported from SF360	\$910.00	\$0.00
Total	\$910.00	\$0.00

13 CALCULATION STATEMENT**D1** Early stage venture capital limited partnership tax offset

Description	Amount
Imported from SF360	\$0.00
Total	\$0.00

D2 Early stage venture capital limited partnership tax offset carried forward from previous year

Description	Amount
Imported from SF360	\$0.00
Total	\$0.00

D3 Early stage investor tax offset

Description	Amount
Imported from SF360	\$0.00
Total	\$0.00

D4 Early stage investor tax offset carried forward from previous year

Description	Amount
Imported from SF360	\$0.00
Total	\$0.00

H5 Credit for TFN amounts withheld from payments from closely held trusts

Description	Amount
Imported from SF360	\$0.00
Total	\$0.00

H8 Credit for amounts withheld from foreign resident capital gains withholding

Description	Amount
Imported from SF360	\$0.00
Total	\$0.00

K PAYG INSTALMENTS RAISED

Description	Amount
Imported from SF360	\$1,680.00
Total	\$1,680.00

15 ASSETS**15a** AUSTRALIAN MANAGED INVESTMENTS**A** Listed trusts

Description	Amount
Imported from SF360	\$4,103.00
Total	\$4,103.00

15b AUSTRALIAN DIRECT INVESTMENTS

E Cash and term deposits

Description	Amount
Imported from SF360	\$6,158.00
Total	\$6,158.00

H Listed shares

Description	Amount
Imported from SF360	\$90,394.00
Total	\$90,394.00

L Residential real property

Description	Amount
Imported from SF360	\$300,000.00
Total	\$300,000.00

O Other assets

Description	Amount
Imported from SF360	\$7,633.00
Total	\$7,633.00

16 LIABILITIES**Y** Other liabilities

Description	Amount
Imported from SF360	\$789.00
Total	\$789.00