

CROZIER FAMILY SF

## Statement of Financial Position

As At 30 Jun 2023

	As at 30 Jun 2022	Quantity	As at 30 Jun 2023	Quantity
	Balance		Balance	
<b>Assets</b>				
<b>Investments</b>				
Cash and Cash Equivalents				
Macquarie TD 2144	\$ 0.00		\$ 814,364.92	814,364.92000
Macquarie TD55659	\$ 700,000.00	700,000	\$ 0.00	0
MyState Bank Ltd-High Yield	\$ 100,000.00	100,000	\$ 0.00	0
<b>Total Cash and Cash Equivalents</b>	<b>\$ 800,000.00</b>		<b>\$ 814,364.92</b>	
Derivative Investments				
Magellan Global Fund. - Option Expiring 01-Mar-2024 Ex At Disc To E	\$ 46,971.12		\$ 551.65	45,971
Naos Small Cap Opportunities Company Limited - Option Expiring 28-Sep-2024	\$ 125.00		\$ 100.00	50,000
<b>Total Derivative Investments</b>	<b>\$ 1,479.86</b>		<b>\$ 651.65</b>	
Managed Investments				
Barrow Hanley Global Equity Trust	\$ 0.00		\$ 101,917.57	73,469.99000
CI Global Equities Fund (hedged)	\$ 82,571.02	38,655	\$ 93,842.74	38,655
RARE Infrastructure Income Fund Class B	\$ 158,569.36	144,997.58340	\$ 147,665.54	144,997.58340
<b>Total Managed Investments</b>	<b>\$ 241,140.38</b>		<b>\$ 343,425.85</b>	
Shares in Listed Companies				
Altech Chemicals Ltd	\$ 34,500.00	750,000	\$ 65,250.00	750,000
BHP Group Limited	\$ 39,311.25	953	\$ 42,875.47	953
Emeco Holdings Limited	\$ 48,659.00	74,860	\$ 65,000.00	100,000
ETFS Metal Securities Australia Limited - Physical GOLD	\$ 3,640.00	3,640	\$ 0.00	0
Insurance Australia Group Limited - Cap Note +4.70% Perp Non-Red T-06-23	\$ 40,800.00	40,800	\$ 0.00	0
IPH Limited	\$ 57,120.00	7,000	\$ 54,810.00	7,000
Jacka Resources Limited- Delisted	\$ 337.50	112,500	\$ 337.50	112,500
Juno Minerals Limited	\$ 704.49	6,126	\$ 0.00	0
Jupiter Mines Limited.	\$ 19,500.00	100,000	\$ 19,500.00	100,000
L1 Long Short Fund Limited	\$ 256,000.00	100,000	\$ 337,200.00	120,000
Megaport Limited	\$ 6,403.75	1,175	\$ 0.00	0
Naos Emerging Opportunities Company Limited	\$ 4,400.00	5,000	\$ 3,400.00	5,000
Naos Small Cap Opportunities Company Limited	\$ 58,400.00	80,000	\$ 54,400.00	80,000
National Australia Bank Limited	\$ 199,947.00	7,300	\$ 184,590.00	7,000
NEW Energy Solar Limited	\$ 62,282.85	77,370	\$ 4,874.31	77,370
Nextdc Limited	\$ 15,800.40	1,485	\$ 23,361.06	1,857
Platinum Asset Management Limited	\$ 17,400.00	10,000	\$ 17,400.00	10,000
Santos Limited	\$ 75,795.30	10,215	\$ 76,816.80	10,215
Spheria Emerging Companies Limited	\$ 58,568.10	29,730	\$ 56,487.00	29,730
Telstra Group Limited	\$ 115,500.00	30,000	\$ 129,000.00	30,000
Wam Global Limited	\$ 67,600.00	40,000	\$ 74,200.00	40,000
Woodside Energy Group Ltd	\$ 5,476.48	172	\$ 0.00	0
<b>Total Shares in Listed Companies</b>	<b>\$ 1,273,436.12</b>		<b>\$ 1,209,502.14</b>	
Stapled Securities				
Dexus - Fully Paid Units Stapled Securities	\$ 39,072.00	4,400	\$ 0.00	0
Dexus Convenience Retail REIT - Fully Paid Units Stapled Securities	\$ 45,742.64	15,994	\$ 40,944.64	15,994
Dexus Industria REIT. - Fully Paid Ordinary/Units Stapled Securities	\$ 60,999.80	22,574	\$ 0.00	0
Stockland - Fully Paid Ordinary/Units Stapled Securities	\$ 67,299.00	10,310	\$ 0.00	0
<b>Total Stapled Securities</b>	<b>\$ 182,983.74</b>		<b>\$ 40,944.64</b>	
Units In Listed Unit Trusts				
Activex Ardea Real Outcome Bond Fund (Managed Fund) - Active X Ardea Real Outcome Bnd Fund (Managed Fund)	\$ 4,011.90	3,870	\$ 4,011.90	3,870
Fidelity Global Emerging Markets Fund (Managed Fund) - Fidelity Global Emerging Markets Fund (Managed Fund)	\$ 82,082.00	13,325	\$ 82,082.00	13,325
Kkr Credit Income Fund - Ordinary Units Fully Paid	\$ 22,400.00	22,400	\$ 43,008.00	22,400
Magellan Global Fund. - Ordinary Units Fully Paid Closed Class	\$ 75,864.00	75,864	\$ 125,175.60	75,864
Magellan High Conviction Trust (Managed Fund) - Magellan High Conviction Trust (Managed Fund)	\$ 55,184.36	35,834	\$ 55,184.36	35,834
Magellan Infrastructure Fund (Currency Hedged) - Magellan Inf Fund (Currency Hedged)	\$ 130,103.00	46,300	\$ 130,103.00	46,300
Nb Global Corporate Income Trust - Ordinary Units Fully Paid	\$ 75,330.00	75,330	\$ 102,825.45	75,330
Ophir High Conviction Fund - Ordinary Units Fully Paid	\$ 53,242.42	22,001	\$ 53,242.42	22,001
Partners Group Global Income Fund - Ordinary Units Fully Paid	\$ 0.00	0	\$ 0.00	0
Platinum Asia Fund (Quoted Managed Hedge Fund) - Platinum Asia Fund (Quoted Managed Hedge Fund)	\$ 99,629.19	23,553	\$ 99,629.19	23,553
Platinum International Fund (Quoted Managed Hedge Fund) - Platinum International Fund (Quoted Managed Hedge Fund)	\$ 9,615.60	9,615	\$ 9,615.60	9,615
Vanguard Australian Property Securities Index ETF - Vanguard Australian Property Securities Index ETF	\$ 124,839.50	1,615	\$ 124,839.50	1,615
<b>Total Units In Listed Unit Trusts</b>	<b>\$ 972,487.75</b>		<b>\$ 955,015.02</b>	

Units In Unlisted Unit Trusts					
FSREC Property Fund	\$	16,267.97	9,458.12000	\$ 0.00	0
<b>Total Units In Unlisted Unit Trusts</b>	<b>\$</b>	<b>16,267.97</b>		<b>\$ 0.00</b>	
<b>Total Investments</b>	<b>\$</b>	<b>3,487,795.82</b>		<b>\$ 3,363,904.22</b>	
Other Assets					
Cash At Bank					
ANZ Cash Investment	\$	1,000.00		\$ 69,442.03	
ANZ- E- Trade Account	\$	5,047.52		\$ 0.00	
ANZ- Premium Account	\$	2,435.04		\$ 404,603.30	
Macquarie- CMA	\$	167,829.84		\$ 4,056.89	
<b>Total Cash At Bank</b>	<b>\$</b>	<b>176,312.40</b>		<b>\$ 478,102.22</b>	
Unsettled Trades					
Disposals					
Stapled Securities					
Stockland - Fully Paid Ordinary/Units Stapled Securities				\$ 41,610.74	
<b>Total Stapled Securities</b>	<b>\$</b>	<b>0.00</b>		<b>\$ 41,610.74</b>	
<b>Total Disposals</b>	<b>\$</b>	<b>0.00</b>		<b>\$ 41,610.74</b>	
<b>Total Unsettled Trades</b>	<b>\$</b>	<b>0.00</b>		<b>\$ 41,610.74</b>	
Receivables					
Investment Income Receivable					
Distributions					
Managed Investments					
Barrow Hanley Global Equity Trust		0.00		\$ 6,761.84	
CI Global Equities Fund (hedged)		7.66		\$ 0.00	
RARE Infrastructure Income Fund Class B Units		8,025.50		\$ 2,418.85	
<b>Total Managed Investments</b>	<b>\$</b>	<b>8,031.16</b>		<b>\$ 9,180.69</b>	
Stapled Securities					
Dexus - Fully Paid Units Stapled Securities		904.26		\$ 0.00	
Dexus Convenience Retail REIT - Fully Paid Units Stapled Securities		909.66		\$ 887.67	
Dexus Industria REIT - Fully Paid Ordinary/Units Stapled Securities		976.87		\$ 0.00	
Stockland - Fully Paid Ordinary/Units Stapled Securities		1,865.26		\$ 1,484.64	
<b>Total Stapled Securities</b>	<b>\$</b>	<b>4,317.50</b>		<b>\$ 2,372.31</b>	
Units In Listed Unit Trusts					
Activex Ardea Real Outcome Bond (Managed Fund) - Active X Ardea RI Outcome Bond Fund (Managed Fund)		5,425.65		\$ 400.00	
Fidelity Global Emerging Markets (Managed Fund) - Fidelity Global Em Fund (Managed Fund)		2,605.50		\$ 567.09	
Kkr Credit Income Fund - Ordinary Fully Paid		3,118.40		\$ 245.00	
Magellan Global Funds - Ordinary Fully Paid Closed Class		2,716.62		\$ 2,799.38	
Magellan High Conviction Trust (Managed Fund) - Magellan High Conviction Trust (Managed Fund)		881.52		\$ 838.52	
Magellan Infrastructure Fund (Currency Hedged)(Managed Fund) - Magellan Inf Fund (Currency Hedged)		2,652.99		\$ 2,768.92	
Nb Global Corporate Income Trust - Ordinary Units Fully Paid		7,627.00		\$ 917.42	
Ophir High Conviction Fund - Ordinary Units Fully Paid		3,871.00		\$ 2,452.98	
Partners Group Global Income Fund - Ordinary Units Fully Paid		4,983.00		\$ 0.00	
Platinum Asia Fund (Quoted Managed Hedge Fund) - Platinum Asia Fund (Quoted Managed Hedge Fund)		3,468.15		\$ 807.00	
Platinum International Fund (Quoted Managed Hedge Fund) - Platinum Intl Fund (Quoted Managed Hedge Fund)		5,100.00		\$ 2,954.99	
Vanguard Australian Property Securities Index ETF - Vanguard Australian Property Securities Index		2,108.65		\$ 338.91	
<b>Total Units In Listed Unit Trusts</b>	<b>\$</b>	<b>28,607.02</b>		<b>\$ 16,305.41</b>	
Units In Unlisted Unit Trusts					
FSREC Property Fund	\$	189.17		\$ 0.00	
<b>Total Units In Unlisted Unit Trusts</b>	<b>\$</b>	<b>189.17</b>		<b>\$ 0.00</b>	
<b>Total Distributions</b>	<b>\$</b>	<b>41,144.85</b>		<b>\$ 27,858.41</b>	
<b>Total Investment Income Receivable</b>	<b>\$</b>	<b>41,144.85</b>		<b>\$ 27,858.41</b>	
<b>Total Receivables</b>	<b>\$</b>	<b>41,144.85</b>		<b>\$ 27,858.41</b>	
Current Tax Assets					
Provision for Income Tax	\$	-4,210.65		\$ -3,017.40	
Franking Credits					
Managed Investments					
RARE Infrastructure Income Fund Class B Units		22.50		\$ 38.50	
<b>Total Managed Investments</b>	<b>\$</b>	<b>22.50</b>		<b>\$ 38.50</b>	
Shares in Listed Companies					
Australia And New Zealand Banking Group Limited - Cap Note 6-Bbsw+3.40% Perp Non-Cum Red T-09-21		628.07		\$ 0.00	

BHP Group Limited	\$	4,152.49	\$	1,599.19
Commonwealth Bank Of Australia	\$	3,546.52	\$	0.00
Emeco Holdings Limited	\$	802.08	\$	936.75
Insurance Australia Group Limited - Cap 100% 3-Bbsw+4.70% Perp Non-Cum Red T-06-23	\$	1,000.00	\$	511.99
IPH Limited	\$	544.09	\$	426.00
L1 Long Short Fund Limited	\$	3,000.00	\$	4,071.43
Milton Corporation Limited	\$	1,452.79	\$	0.00
Naos Emerging Opportunities Company Limited	\$	2,500.00	\$	62.50
Naos Small Cap Opportunities Company Limited	\$	72,860.00	\$	1,645.71
National Australia Bank Limited	\$	4,863.00	\$	4,724.15
Platinum Asset Management Limited	\$	942.86	\$	600.00
Santos Limited	\$	698.71	\$	0.00
Spheria Emerging Companies Limited	\$	1,605.43	\$	1,108.50
Telstra Group Limited	\$	2,057.14	\$	2,185.72
Wam Global Limited	\$	1,800.00	\$	1,928.57
Woodside Energy Group Ltd	\$	0.00	\$	276.72
Woolworths Group Limited	\$	2,368.29	\$	0.00
<b>Total Shares in Listed Companies</b>		<b>30,370.13</b>		<b>\$ 20,077.23</b>
<b>Stapled Securities</b>				
Dexus - Fully Paid Units Stapled Securities	\$	85.66	\$	87.66
<b>Total Stapled Securities</b>		<b>\$ 87.66</b>		<b>\$ 87.66</b>
<b>Units In Listed Unit Trusts</b>				
Magellan Infrastructure Fund (Currency Hedged) (Managed Fund) - Magellan Inf Fund (Currency Hedged)	\$	0.00	\$	0.00
Ophir High Conviction Fund - Ordinary Units Fully Paid	\$	1,912.27	\$	286.60
Platinum International Fund (Quoted Managed Hedge Fund) - Platinum Intl Fund (Quoted Managed Hedge Fund)	\$	1,420.00	\$	0.00
Vanguard Australian Property Securities Index ETF - Vanguard Australian Property Securities Index ETF	\$	5,500.00	\$	195.07
<b>Total Units In Listed Unit Trusts</b>		<b>\$ 272.54</b>		<b>\$ 482.21</b>
<b>Total Franking Credits</b>		<b>\$ 30,752.83</b>		<b>\$ 20,685.60</b>
<b>Foreign Tax Credits</b>				
<b>Managed Investments</b>				
Barrow Hanley Global Equity Trust	\$	0.00	\$	382.86
CI Global Equities Fund (hedged)	\$	1.37	\$	1.56
RARE Infrastructure Income Fund Class B Units	\$	577.00	\$	689.10
<b>Total Managed Investments</b>		<b>\$ 379.28</b>		<b>\$ 1,073.52</b>
<b>Units In Listed Unit Trusts</b>				
Fidelity Global Emerging Markets Fund (Currency Hedged Fund) - Fidelity Global Em Fund (Managed Fund)	\$	605.00	\$	162.80
Magellan Global Fund - Ordinary Units Fully Paid Closed Class	\$	2,890.00	\$	301.60
Nb Global Corporate Income Trust - Ordinary Units Fully Paid	\$	1,000.00	\$	0.00
Ophir High Conviction Fund - Ordinary Units Fully Paid	\$	1,115.00	\$	15.56
Platinum Asia Fund (Quoted Managed Hedge Fund) - Platinum Asia Fund (Quoted Managed Hedge Fund)	\$	1,800.00	\$	59.64
Platinum International Fund (Quoted Managed Hedge Fund) - Platinum Intl Fund (Quoted Managed Hedge Fund)	\$	1,420.00	\$	0.00
Vanguard Australian Property Securities Index ETF - Vanguard Australian Property Securities Index ETF	\$	5,500.00	\$	3.22
<b>Total Units In Listed Unit Trusts</b>		<b>\$ 719.74</b>		<b>\$ 718.05</b>
<b>Total Foreign Tax Credits</b>		<b>\$ 1,099.02</b>		<b>\$ 1,791.57</b>
Excessive Foreign Tax Credit Writeoff	\$	-906.80	\$	-1,474.64
<b>Total Current Tax Assets</b>		<b>\$ 26,734.40</b>		<b>\$ 17,985.13</b>
<b>Total Other Assets</b>		<b>\$ 244,191.65</b>		<b>\$ 565,556.50</b>
<b>Total Assets</b>		<b>\$ 3,731,987.47</b>		<b>\$ 3,929,460.72</b>

**Liabilities**

<b>Total Liabilities</b>		<b>\$ 0.00</b>		<b>\$ 0.00</b>
--------------------------	--	----------------	--	----------------

**Net Assets**

<b>Total Net Assets</b>		<b>\$ 3,731,987.47</b>		<b>\$ 3,929,460.72</b>
-------------------------	--	------------------------	--	------------------------

**Member Entitlements****Member Entitlement Accounts****Mr Gary Crozier**

Accumulation	\$	651,445.62	\$	701,322.55
Gary Crozier- Pension (ABP 501)	\$	1,525,539.73	\$	1,598,130.73

<b>Total Mr Gary Crozier</b>		<b>\$ 2,176,985.35</b>		<b>\$ 2,299,453.28</b>
------------------------------	--	------------------------	--	------------------------

**Mrs Anne Crozier**

Accumulation	\$	6,214.83	\$	6,690.65
--------------	----	----------	----	----------

Anne Crozier- Pension (ABP 502)	\$ 1,548,787.29	\$ 1,623,316.79
Total Mrs Anne Crozier	<b>\$ 1,555,002.12</b>	<b>\$ 1,630,007.44</b>
Total Member Entitlement Accounts	<b>\$ 3,731,987.47</b>	<b>\$ 3,929,460.72</b>
Total Member Entitlements	<b>\$ 3,731,987.47</b>	<b>\$ 3,929,460.72</b>

CROZIER FAMILY SF

## Operating Statement

From 1 Jul 2022 to 30 Jun 2023

	1 Jul 2021 to 30 Jun 2022	1 Jul 2022 to 30 Jun 2023
<b>Income</b>		
<b>Investment Gains</b>		
Realised Capital Gains		
Shares in Listed Companies		
Commonwealth Bank Of Australia.	\$ -10,272.98	\$ 0.00
ETFS Metal Securities Australia Limited. - ETFS Physical GOLD	\$ 0.00	\$ 8,563.58
Invictus Energy Ltd	\$ 0.00	\$ -6,307.04
IPH Limited	\$ 22,529.13	\$ 0.00
Jacka Resources Limited- Delisted	\$ 4.10	\$ 0.00
Juno Minerals Limited	\$ 0.00	\$ -4,710.29
Megaport Limited	\$ 0.00	\$ 2,210.11
Milton Corporation Limited	\$ 97,320.23	\$ 0.00
National Australia Bank Limited	\$ 0.00	\$ 11,947.67
Wellard Limited	\$ -54,408.40	\$ 0.00
Woodside Energy Group Ltd	\$ 0.00	\$ 645.08
Woolworths Group Limited	\$ -6,807.99	\$ 0.00
<b>Total Shares in Listed Companies</b>	<b>\$ 48,364.09</b>	<b>\$ 12,349.11</b>
Stapled Securities		
Dexus - Fully Paid Units Stapled Securities	\$ 0.00	\$ -4,193.90
Dexus Industria REIT. - Fully Paid Ordinary/Units Stapled Securities	\$ 0.00	\$ 1,171.31
Stockland - Fully Paid Ordinary/Units Stapled Securities	\$ 0.00	\$ 1,497.94
<b>Total Stapled Securities</b>	<b>\$ 0.00</b>	<b>\$ -1,524.65</b>
Units In Listed Unit Trusts		
Partners Group Global Income Fund - Ordinary Units Fully Paid	\$ 0.00	\$ -9,465.34
<b>Total Units In Listed Unit Trusts</b>	<b>\$ 0.00</b>	<b>\$ -9,465.34</b>
Units In Unlisted Unit Trusts		
FSREC Property Fund	\$ -6,160.54	\$ 645.64
<b>Total Units In Unlisted Unit Trusts</b>	<b>\$ -6,160.54</b>	<b>\$ 645.64</b>
<b>Total Realised Capital Gains</b>	<b>\$ 42,203.55</b>	<b>\$ 2,004.76</b>
<b>Increase in Market Value</b>		
Derivative Investments		
Magellan Global Fund. - Option Expiring 01-Mar-2024 Ex At Disc To Est Nav	\$ -1,057.33	\$ 321.79
Naos Small Cap Opportunities Company Limited - Option Expiring 28-Jun-2024	\$ -2,250.00	\$ -1,150.00
<b>Total Derivative Investments</b>	<b>\$ -3,307.33</b>	<b>\$ -828.21</b>
Managed Investments		
Barrow Hanley Global Equity Trust	\$ 0.00	\$ 1,917.57
CI Global Equities Fund (hedged)	\$ -16,733.68	\$ 11,271.72
RARE Infrastructure Income Fund Class B Units	\$ 9,888.84	\$ -10,903.82
<b>Total Managed Investments</b>	<b>\$ -6,844.84</b>	<b>\$ 2,285.47</b>
Shares in Listed Companies		
Altech Chemicals Ltd	\$ 2,250.00	\$ 30,750.00
Australia And New Zealand Banking Group Limited - Cap Note 6-Bbsw+3.40% Perp Non-Cum Red T-06-23	\$ -19,220.00	\$ 0.00
BHP Group Limited	\$ -6,975.96	\$ 3,564.22
Emeco Holdings Limited	\$ -30,318.30	\$ -2,910.33
ETFS Metal Securities Australia Limited. - ETFS Physical GOLD	\$ 9,562.28	\$ 983.60
Insurance Australia Group Limited - Cap Note 3-Bbsw+4.70% Perp Non-Cum Red T-06-23	\$ -1,028.00	\$ -800.00
IPH Limited	\$ -10,634.80	\$ -2,310.00
Jacka Resources Limited- Delisted	\$ 337.32	\$ 0.00
Juno Minerals Limited	\$ -490.08	\$ 4,690.34
Jupiter Mines Limited.	\$ -9,500.00	\$ 0.00
L1 Long Short Fund Limited	\$ 2,000.00	\$ 27,546.40
Megaport Limited	\$ -13,838.49	\$ 13,838.49
Milton Corporation Limited	\$ -66,837.79	\$ 0.00
Naos Emerging Opportunities Company Limited	\$ -1,025.00	\$ -750.00
Naos Small Cap Opportunities Company Limited	\$ -20,000.00	\$ -4,000.00
National Australia Bank Limited	\$ 8,541.00	\$ -19,284.81
NEW Energy Solar Limited	\$ -2,321.10	\$ 19,187.76
Nextdc Limited	\$ -4,392.55	\$ 3,543.06
Platinum Asset Management Limited	\$ -31,700.00	\$ 0.00
Santos Limited	\$ 3,370.95	\$ 1,021.50

Spheria Emerging Companies Limited	\$ -12,783.90	\$ -2,081.10
Telstra Group Limited	\$ 2,700.00	\$ 13,500.00
Wam Global Limited	\$ -37,200.00	\$ 6,600.00
Wellard Limited	\$ 54,787.19	\$ 0.00
Woodside Energy Group Ltd	\$ 357.76	\$ -357.76
<b>Total Shares in Listed Companies</b>	<b>\$ -165,271.47</b>	<b>\$ 92,731.37</b>
<b>Stapled Securities</b>		
Apn Convenience Retail REIT - Fully Paid Units Stapled Securities	\$ -5,502.06	\$ 0.00
Dexus - Fully Paid Units Stapled Securities	\$ -7,876.00	\$ 990.00
Dexus Convenience Retail REIT - Fully Paid Units Stapled Securities	\$ -8,252.78	\$ -4,798.20
Dexus Industria REIT - Fully Paid Ordinary/Units Stapled Securities	\$ -6,892.82	\$ 0.00
Dexus Industria REIT. - Fully Paid Ordinary/Units Stapled Securities	\$ -7,836.78	\$ 7,836.78
Stockland - Fully Paid Ordinary/Units Stapled Securities	\$ -10,825.50	\$ 2,893.70
<b>Total Stapled Securities</b>	<b>\$ -47,185.94</b>	<b>\$ 6,922.28</b>
<b>Units In Listed Unit Trusts</b>		
Activex Ardea Real Outcome Bond Fund (Managed Fund) - Active X Ardea RI Outcome Bond Fund (Managed Fund)	\$ -1,253.50	\$ -4,373.10
Fidelity Global Emerging Markets Fund (Managed Fund) - Fidelity Global Em Fund (Managed Fund)	\$ 15,057.25	\$ 3,464.50
Kkr Credit Income Fund - Ordinary Units Fully Paid	\$ -10,304.00	\$ 2,240.00
Magellan Global Fund. - Ordinary Units Fully Paid Closed Class	\$ -35,656.08	\$ 23,517.84
Magellan High Conviction Trust (Managed Fund) - Magellan High Conviction Trust (Managed Fund)	\$ 143.83	\$ 7,883.48
Magellan High Conviction Trust (Managed Fund) - Ordinary Units Fully Paid	\$ -7,635.50	\$ 0.00
Magellan Infrastructure Fund (Currency Hedged)(Managed Fund) - Magellan Inf Fund (Currency Hedged)	\$ -2,704.00	\$ -9,260.00
Nb Global Corporate Income Trust - Ordinary Units Fully Paid	\$ -38,418.30	\$ 2,636.55
Ophir High Conviction Fund - Ordinary Units Fully Paid	\$ -35,641.62	\$ 440.02
Partners Group Global Income Fund - Ordinary Units Fully Paid	\$ -5,250.00	\$ 9,715.39
Platinum Asia Fund (Quoted Managed Hedge Fund) - Platinum Asia Fund (Quoted Managed Hedge Fund)	\$ 1,171.71	\$ 1,413.18
Platinum International Fund (Quoted Managed Hedge Fund) - Platinum Intl Fund (Quoted Managed Hedge Fund)	\$ 1,881.82	\$ 2,115.30
Vanguard Australian Property Securities Index ETF - Vanguard Australian Property Securities Index ETF	\$ 23,407.35	\$ 2,099.50
<b>Total Units In Listed Unit Trusts</b>	<b>\$ -199,638.45</b>	<b>\$ 41,892.66</b>
<b>Units In Unlisted Unit Trusts</b>		
FSREC Property Fund	\$ 7,144.15	\$ -78.16
<b>Total Units In Unlisted Unit Trusts</b>	<b>\$ 7,144.15</b>	<b>\$ -78.16</b>
<b>Total Increase in Market Value</b>	<b>\$ -415,103.88</b>	<b>\$ 142,925.41</b>
<b>Total Investment Gains</b>	<b>\$ -372,900.33</b>	<b>\$ 144,930.17</b>

**Investment Income****Distributions****Managed Investments**

Barrow Hanley Global Equity Trust	\$ 0.00	\$ 12,349.42
CI Global Equities Fund (hedged)	\$ 9.03	\$ 10.40
RARE Infrastructure Income Fund Class B Units	\$ 14,586.31	\$ 7,351.38

<b>Total Managed Investments</b>	<b>\$ 14,595.34</b>	<b>\$ 19,711.20</b>
----------------------------------	---------------------	---------------------

**Stapled Securities**

Apn Convenience Retail REIT - Fully Paid Units Stapled Securities	\$ 915.66	\$ 0.00
Dexus - Fully Paid Units Stapled Securities	\$ 2,136.26	\$ 1,232.00
Dexus Convenience Retail REIT - Fully Paid Units Stapled Securities	\$ 2,778.96	\$ 3,454.70
Dexus Industria REIT - Fully Paid Ordinary/Units Stapled Securities	\$ 732.23	\$ 0.00
Dexus Industria REIT. - Fully Paid Ordinary/Units Stapled Securities	\$ 2,928.97	\$ 1,851.07
Stockland - Fully Paid Ordinary/Units Stapled Securities	\$ 2,742.46	\$ 2,701.22

<b>Total Stapled Securities</b>	<b>\$ 12,234.54</b>	<b>\$ 9,238.99</b>
---------------------------------	---------------------	--------------------

**Units In Listed Unit Trusts**

Activex Ardea Real Outcome Bond Fund (Managed Fund) - Active X Ardea RI Outcome Bond Fund (Managed Fund)	\$ 1,162.67	\$ 1,165.24
Fidelity Global Emerging Markets Fund (Managed Fund) - Fidelity Global Em Fund (Managed Fund)	\$ 1,432.11	\$ 729.89
Kkr Credit Income Fund - Ordinary Units Fully Paid	\$ 2,805.04	\$ 2,940.00
Magellan Global Fund. - Ordinary Units Fully Paid Closed Class	\$ 5,842.97	\$ 5,877.60
Magellan High Conviction Trust (Managed Fund) - Magellan High Conviction Trust (Managed Fund)	\$ 734.37	\$ 1,712.87
Magellan Infrastructure Fund (Currency Hedged)(Managed Fund) - Magellan Inf Fund (Currency Hedged)	\$ 5,372.32	\$ 5,384.69
Nb Global Corporate Income Trust - Ordinary Units Fully Paid	\$ 7,434.60	\$ 7,955.30
Ophir High Conviction Fund - Ordinary Units Fully Paid	\$ 3,544.40	\$ 2,755.14
Partners Group Global Income Fund - Ordinary Units Fully Paid	\$ 2,764.64	\$ 3,756.84
Platinum Asia Fund (Quoted Managed Hedge Fund) - Platinum Asia Fund (Quoted Managed Hedge Fund)	\$ 1,571.01	\$ 1,646.94
Platinum International Fund (Quoted Managed Hedge Fund) - Platinum Intl Fund (Quoted Managed Hedge Fund)	\$ 1,214.48	\$ 3,030.66
Vanguard Australian Property Securities Index ETF - Vanguard Australian Property Securities Index ETF	\$ 5,678.01	\$ 5,254.30

<b>Total Units In Listed Unit Trusts</b>	<b>\$ 52,546.67</b>	<b>\$ 42,209.47</b>
--	---------------------	---------------------

**Units In Unlisted Unit Trusts**

FSREC Property Fund	\$ 3,430.38	\$ 0.00
---------------------	-------------	---------

<b>Total Units In Unlisted Unit Trusts</b>	<b>\$ 3,430.38</b>	<b>\$ 0.00</b>
--	--------------------	----------------

Total Distributions	\$	<b>82,806.93</b>	\$	<b>71,159.66</b>
<b>Dividends</b>				
Shares in Listed Companies				
Australia And New Zealand Banking Group Limited - Cap Note 6-Bbsw+3.40% Perp Non-Cum Red T-06-23	\$	1,096.23	\$	0.00
BHP Group Limited	\$	13,841.63	\$	5,330.64
Commonwealth Bank Of Australia.	\$	11,821.72	\$	0.00
Emeco Holdings Limited	\$	2,673.58	\$	3,122.50
Insurance Australia Group Limited - Cap Note 3-Bbsw+4.70% Perp Non-Cum Red T-06-23	\$	1,905.28	\$	3,007.67
IPH Limited	\$	3,717.93	\$	2,631.00
Jupiter Mines Limited.	\$	1,500.00	\$	2,200.00
L1 Long Short Fund Limited	\$	10,000.00	\$	13,571.43
Milton Corporation Limited	\$	4,842.63	\$	0.00
Naos Emerging Opportunities Company Limited	\$	500.00	\$	437.50
Naos Small Cap Opportunities Company Limited	\$	5,942.86	\$	5,485.71
National Australia Bank Limited	\$	16,210.00	\$	15,747.15
NEW Energy Solar Limited	\$	3,094.80	\$	0.00
Platinum Asset Management Limited	\$	3,142.86	\$	2,000.00
Santos Limited	\$	2,690.90	\$	3,400.61
Spheria Emerging Companies Limited	\$	5,351.41	\$	3,695.01
Telstra Group Limited	\$	6,857.14	\$	7,285.72
Wam Global Limited	\$	6,000.00	\$	6,428.57
Woodside Energy Group Ltd	\$	0.00	\$	922.40
Woolworths Group Limited	\$	7,894.29	\$	0.00
Total Shares in Listed Companies	\$	<b>110,083.26</b>	\$	<b>75,265.91</b>
Stapled Securities				
Dexus - Fully Paid Units Stapled Securities	\$	292.20	\$	292.20
Total Stapled Securities	\$	<b>292.20</b>	\$	<b>292.20</b>
Total Dividends	\$	<b>110,375.46</b>	\$	<b>75,558.11</b>
<b>Interest</b>				
Cash and Cash Equivalents				
ANZ Term Deposit 17564	\$	0.00	\$	997.26
Macquarie TD 2144	\$	0.00	\$	14,364.92
Macquarie TD5659	\$	0.00	\$	5,925.19
MyState Bank Ltd-High Yield	\$	558.73	\$	0.00
Total Cash and Cash Equivalents	\$	<b>558.73</b>	\$	<b>21,287.37</b>
Cash At Bank				
ANZ Cash Investment	\$	0.00	\$	3.22
ANZ- E- Trade Account	\$	0.13	\$	0.00
ANZ- Premium Account	\$	0.00	\$	11.08
BOQ: DDH Graham- At Call	\$	795.88	\$	0.00
Macquarie- CMA	\$	528.81	\$	1,627.55
Total Cash At Bank	\$	<b>1,324.82</b>	\$	<b>1,641.85</b>
Total Interest	\$	<b>1,883.55</b>	\$	<b>22,929.22</b>
Total Investment Income	\$	<b>195,065.94</b>	\$	<b>169,646.99</b>
Total Income	\$	<b>-177,834.39</b>	\$	<b>314,577.16</b>

**Expenses****Member Payments**

## Pensions Paid

## Mr Gary Crozier

Gary Crozier- Pension (ABP 501)

\$ 60,000.00 \$ 54,000.00

Total Mr Gary Crozier

\$ 60,000.00 \$ 54,000.00

## Mrs Anne Crozier

Anne Crozier- Pension (ABP 502)

\$ 60,000.00 \$ 54,000.00

Total Mrs Anne Crozier

\$ 60,000.00 \$ 54,000.00

Total Pensions Paid

\$ 120,000.00 \$ 108,000.00

Total Member Payments

\$ 120,000.00 \$ 108,000.00

**Other Expenses**

Accountancy Fee

\$ 198.00 \$ 2,838.00

Actuarial Fee

\$ 195.00 \$ 198.00

Auditor Fee

\$ 0.00 \$ 1,254.00

Bank Fees

Cash and Cash Equivalents

Macquarie TD55659	\$	0.00	\$	3.87
Total Cash and Cash Equivalents	\$	0.00	\$	3.87
Total Bank Fees	\$	0.00	\$	3.87
Fund Administration Fee	\$	418.95	\$	0.00
Regulatory Fees	\$	56.00	\$	59.00
SMSF Supervisory Levy	\$	259.00	\$	259.00
Total Other Expenses	\$	1,126.95	\$	4,611.87
Total Expenses	\$	121,126.95	\$	112,611.87

**Income Tax****Income Tax Expense**

Income Tax Expense	\$	4,210.65	\$	3,017.40
Excessive Foreign Tax Credit Writeoff Expense	\$	906.80	\$	1,474.64
Total Income Tax Expense	\$	5,117.45	\$	4,492.04
Total Income Tax	\$	5,117.45	\$	4,492.04
<b>Net Profit (Loss) Total</b>	\$	<b>-304,078.79</b>	\$	<b>197,473.25</b>



Level 2/11 York Street  
Sydney NSW 2000

GPO Box 5311  
Sydney NSW 2001

limeactuarial.com.au  
certificates@limeactuarial.com.au  
1300 546 300  
02 8096 5901

11 December 2023

Certificate No. 315952.1

The Trustees  
CROZIER FAMILY SUPERANNUATION FUND

Dear Trustees,

## **SECTION 295-390 ACTUARIAL CERTIFICATE**

This Actuarial Certificate is prepared for CROZIER FAMILY SUPERANNUATION FUND for the financial year ending 30 June 2023. It complies with The Institute of Actuaries of Australia Professional Standard 406.

### **Information I have relied upon**

This Actuarial Certificate relies upon information provided to us by Ocean View Solutions Pty Ltd on behalf of the Trustees of CROZIER FAMILY SUPERANNUATION FUND. The key information I have relied upon is shown in Appendix 1.

You have stated that:

- Any assets segregated by election (using separate asset pools) have been removed from the data entered.
- The Fund has met the Minimum Pension Standards. That is, the required minimum amount has been withdrawn from the pension during the financial year.
- The types of pensions in the Fund include Allocated Pensions, Market-linked pensions, Term allocated pensions and Account based pensions. They do not include Defined Benefits pensions.
- The pensions valued meet the requirements to be considered Retirement Superannuation Income Streams under the Income Tax Assessment Act 1997.

My calculations have been based on draft financial statements. If any information provided, as shown in Appendix 1, changes materially then you should revise that information and obtain an updated Actuarial Certificate. If you don't have login details then you can contact Lime Actuarial to obtain your login details. There is no charge for updating your Actuarial Certificate.

### **Exempt proportion**

The fund had unsegregated assets during these periods:

- 1 July 2022 to 30 June 2023

For the remainder of the year (if applicable), all assets were segregated. During the period where there were unsegregated assets, the exempt proportion of assessable income is calculated as follows:

	<b>Start of year</b>	<b>End of year</b>	<b>Average</b>
Unsegregated Retirement Income Stream Liabilities	\$3,074,327	\$3,221,448*	\$3,059,936
Unsegregated Superannuation liabilities	\$3,731,987	\$3,929,492*	\$3,717,734
Exempt Proportion			<b>82.31%</b>

\*Estimate

The estimated net assets at 30 June 2023 were \$3,929,492.

The average liabilities are calculated with regard to all transactions taking place during the period in which there were unsegregated assets.

I certify that **82.31%** of investment income earned by the fund during the year ended 30 June 2023 and relating to unsegregated assets, is exempt from tax. The specific exempt percentages for each member are:

	<b>Tax exempt %</b>	<b>Taxable %</b>
Gary Lambert Crozier	40.84%	17.52%
Anne Crozier	41.47%	0.17%
Reserves	0.00%	0.00%
Total	82.31%	17.69%

#### **Adequacy**

By definition, the value of assets and liabilities of account based income streams must be equal. Therefore I am satisfied that the value of assets at 30 June 2023 is sufficient to meet the fund's liabilities as they fall due.

Yours sincerely,



Greg Einfeld MEc, MBA  
Fellow of the Institute of Actuaries of Australia

## APPENDIX 1: INFORMATION YOU HAVE PROVIDED

### Fund details

<b>Fund name</b>	CROZIER FAMILY SUPERANNUATION FUND
<b>Fund ABN</b>	75125779451
<b>Trustee Type</b>	Individual
<b>Number of Trustees</b>	2
<b>Trustee name</b>	Gary Lambert Crozier Anne Crozier
<b>Financial Year</b>	2022-2023
<b>Fund established during the financial year?</b>	No
<b>Fund wound up during the financial year?</b>	No
<b>Are there any assets segregated by election?</b>	No

### Member details

<b>Member name</b>	<b>Date of birth</b>	<b>Joined during this year?</b>	<b>Exited the fund?</b>	<b>Exit the fund as a result of death?</b>
Gary Lambert Crozier	01/03/1938	No	No	No
Anne Crozier	24/10/1939	No	No	No

### Opening Balances

<b>Name</b>	<b>Non Retirement Balance</b>	<b>Retirement Balance</b>	<b>Fund Reserves</b>
Gary Lambert Crozier	\$651,445.62	\$1,525,539.73	N/A
Anne Crozier	\$6,214.83	\$1,548,787.29	N/A
Reserve	N/A	N/A	\$0.00

### Eligibility for Segregation

<b>Name</b>	<b>Yes / No</b>
The fund is eligible for segregation	No

**Member Cash (External) Transactions**

<b>Transaction Type</b>	<b>Date</b>	<b>Amount</b>	<b>Member</b>
Retirement Withdrawal	11/05/2023	\$54,000.00	Gary Lambert Crozier
Retirement Withdrawal	11/05/2023	\$54,000.00	Anne Crozier

**Non Cash (Internal) Transactions**

<b>Transaction Type</b>	<b>Date</b>	<b>Member</b>	<b>Amount</b>
No non cash (Internal) transactions found.			

**Closing Balances**

<b>Date</b>	<b>Amount</b>
30/6/2023	\$3,929,491.79*

\*Estimate

**APPENDIX 2:****Description of Member Cash Transaction Types**

<b>Transaction Type</b>	<b>Includes</b>
Concessional Contribution	One off and regular Concessional contributions
Non-Concessional Contribution	Non-Concessional Contributions
Transfer In	Transfers from outside the fund into accumulation accounts including Rollovers In and Insurance claims received.
Non Retirement Withdrawal	One off and regular amounts paid out of the fund from TTR accounts where the member has not met a condition of release and from accumulation accounts. Includes lump sum benefits, death benefits, rollovers out, insurance premiums, and pension drawdowns from TTR accounts where the member has not met a condition of release.
Retirement Withdrawal	One off and regular amounts paid out of the fund from TTR accounts where the member has met a condition of release and from Account Based Pension accounts. Includes pension drawdowns, lump sum benefits, death benefits, rollovers out, insurance premiums.

**Description of Non-Cash Transaction Types**

<b>Transaction Type</b>	<b>Includes</b>
Account Based Pension Commencements	Account Based Pensions commenced during the financial year. Do not include pensions commenced in previous years, these are shown as opening balances. Do not include TTR Pensions. An Account Based Pension commencement involves transferring member balances from Accumulation to Account Based Pension.
Retirement Pension Commutation	Retirement Pensions ceased either in part or in entirety, where balances are transferred from Retirement (TTR pension where a condition of release has been met, and Account Based Pension) to Accumulation.
Retirement Pension Reversion	Transfers of a retirement pension balance from a deceased member to a surviving spouse.
Conversions from TTR to Retirement Pension	Conversion of a TTR to a Retirement Pension when a member meets a condition of release.
Contribution Split	Contributions which are split from one spouse to another. The amount split will be up to 85% of the original concessional contribution. Note that the original concessional contribution will also be shown on this form if it took place in the same year.
Transfers from Reserves to Non Retirement	Transfer from reserve account to a member Accumulation account or TTR pension.
Transfers from Reserves to Retirement	Transfer from reserve account to a member TTR pension where a condition of release has been met or Account Based Pension.

### **APPENDIX 3: ASSUMPTIONS**

I have assumed that all transactions occur before investment income is earned each day

No assumptions are required to calculate the rate of increase in pension liability and earning rate as by definition, the value of assets and liabilities of account based income streams must be equal.



## Term Deposit

MACQUARIE BANK LIMITED  
ABN 46 008 583 542 AFSL 237502

enquiries 1300 739 980  
fax 1300 736 967  
www.macquarie.com.au

GPO Box 2520  
Sydney, NSW 2001

Private & Confidential  
HERDIS PTY LTD ATF CROZIER FAMILY S/F  
Unit 1 3 Cove Av  
MANLY NSW 2095

1 Shelley Street  
Sydney, NSW 2000

account balance **\$814,364.92**

as at 30 Jun 23

account name HERDIS PTY LTD ATF CROZIER FAMILY S/F  
account no. 224862144

	transactions	debits	credits	balance
31.12.22	OPENING BALANCE			800,000.00
22.03.23	Interest Paid		6,608.22	806,608.22
20.06.23	Interest Paid		7,756.70	814,364.92
	CLOSING BALANCE AS AT 30 JUN 23	0.00	14,364.92	814,364.92

### annual interest summary 2022/2023

Interest Paid to Account	14,364.92
Withholding Tax (non-provision of TFN/ABN)	0.00



Enquiries: 1800 022 033  
Mail: GPO Box 804  
Melbourne, VIC 3001  
Web: www.perpetual.com.au  
Enquiries Email: investments@perpetual.com.au  
Email:

*Barrow Hanley*

Herdis Pty Ltd <Crozier Family Superannuation Fund>  
1/3 Cove Avenue  
MANLY NSW 2095  
AUSTRALIA

Transactions Email:  
perpetual\_transactions@unitregistry.com.au

Investment Manager  
Perpetual Investment Management  
ABN 18 000 866 535  
AFSL 234426

Page  
1 of 2

Date  
16 July 2023

Investor Name  
Herdis Pty Ltd <Crozier Family Superannuation  
Fund>

Investor Number  
20017

Account Holder Name TFN/ABN  
Crozier Family Superannuation  
Fund Valid

Financial Adviser  
Default

## Transaction Statement 01 July 2022 to 30 June 2023

Dear Sir/Madam

Set out below are the details of your investment(s) and a transaction history for the period. Please keep this statement for future reference.

### Investment Summary - 30 June 2023

Date	Investment Fund	Price	Units Held	Market Value	%
30/06/2023	Barrow Hanley Global Equity Trust (ETL0434AU)	\$1.3872	73,469.99	\$101,917.57	100.00
30/06/2023	<b>Total Investments</b>			<b>\$101,917.57</b>	<b>100.00</b>

### Barrow Hanley Global Equity Trust (ETL0434AU) - Fund Transactions

Date	Transactions	Unit Price (\$)	Transaction Units	Amount (AUD)	Unit Balance
01/07/2022	Opening Balance	1.2518		91,969.73	73,469.99
30/06/2023	Distribution	0.0000	0.00	6,761.84	73,469.99
30/06/2023	Distribution Remittance	0.0000	0.00	(6,761.84)	73,469.99
30/06/2023	Closing Balance	1.3872		101,917.57	73,469.99





**Enquiries:** +61 3 9660 2652  
**Mail:** GPO Box 804  
Melbourne VIC 3001  
**Fax:** +61 3 9660 2699  
**Web:** <http://www.cooperinvestors.com>  
**Email:** [clientrelations@cooperinvestors.com](mailto:clientrelations@cooperinvestors.com)  
**Issued by:** Cooper Investors Pty Limited,  
ABN 26 100 409 890,  
AFSL 221794

Herdis Pty Ltd <Crozier Family Superannuation Fund>  
Shop 1 366-370 Sydney Road  
BALGOWLAH NSW 2093  
AUSTRALIA

**Page**

1 of 2

**Date**

16 July 2023

**Investor Name**

Herdis Pty Ltd <Crozier Family Superannuation Fund>

**Investor Number**

200007599

**Account Holder Name**

Crozier Family Superannuation Fund

**TFN/ABN**

Valid

## Transaction Statement 01 July 2022 to 30 June 2023

Dear Sir/Madam,

Set out below are the details of your investment(s) and a transaction history for the period. Please keep this statement for future reference.

### Investment Summary - 30 June 2023

Date	Investment Fund	Price	Units Held	Market Value	%
30/06/2023	Cooper Investors Global Equities Fund (Hedged) (CIP0001AU)	\$2.4277	38,655	\$93,842.74	100.00
30/06/2023	<b>Total Investments</b>			<b>\$93,842.74</b>	<b>100.00</b>

### Cooper Investors Global Equities Fund (Hedged) (CIP0001AU) - Fund Transactions

Date	Transactions	Unit Price (\$)	Transaction Units	Amount (AUD)	Unit Balance
01/07/2022	Opening Balance	2.1363		82,578.68	38,655
01/07/2022	Distribution	0.0000	0	7.66	38,655
01/07/2022	Distribution Remittance	0.0000	0	(7.66)	38,655
03/01/2023	Distribution	0.0000	0	8.84	38,655
03/01/2023	Distribution Remittance	0.0000	0	(8.84)	38,655
30/06/2023	<b>Closing Balance</b>	<b>2.4277</b>		<b>93,842.74</b>	<b>38,655</b>

Herdis PL ATF Crozier Family Super Fund  
 Unit 1 3 Cove Avenue  
 MANLY NSW 2095

25 July 2023  
 Investor No. **CB036309PS001**

Franklin Templeton Australia Ltd  
 Periodic Statement for period 01 July 2022 to 30 June 2023

Summary of your Investments as at 30 June 2023

Portfolio Name	Units	Unit Price	Market Value
ClearBridge RARE Infrastructure Income Fund - Hedged Class B	144,997.5834	\$1.0184	\$147,665.54

Details of your transactions for the period 01 July 2022 to 30 June 2023

ClearBridge RARE Infrastructure Income Fund - Hedged Class B

Effective Date	Description	Amount	Unit Price	Number of Units	Unit Balance
01 Jul 22	Opening Balance	\$166,573.22	\$1.1488		144,997.5834
30 Sep 22	Distribution Accrual	\$1,449.98			144,997.5834
30 Dec 22	Distribution Accrual	\$2,174.96			144,997.5834
31 Mar 23	Distribution Accrual	\$579.99			144,997.5834
30 Jun 23	Distribution Accrual	\$2,418.85			144,997.5834
30 Jun 23	Closing Balance	\$147,665.54	\$1.0184		144,997.5834
Total Net Transactions		\$0.00		0.0000	

Return On Investment (\$12,283.90)



HERDIS PTY LTD <CROZIER FAMILY S/FUND A/C>  
 UNIT 1 3 COVE AVENUE  
 MANLY NSW 2095  
 AUSTRALIA

## Holdings

At close of business: 30/06/2023

Trading Account Number: 686975

Code	Company Name	Closing Price	FX Rate	Quantity	Value
ATC	ALTECH BATTERIES LTD	0.087		750,000	65,250.000
BHP	BHP GROUP LIMITED	44.990		953	42,875.470
DXC	DEXUS CONVENIENCE RETAIL REIT	2.560		15,994	40,944.640
EHL	EMECO HOLDINGS LIMITED	0.650		100,000	65,000.000
FEMX	FIDELITY GLOBAL EMERGING MARKETS FUND (MANAGED ...	6.160		13,325	82,082.000
IPH	IPH LIMITED	7.830		7,000	54,810.000
JMS	JUPITER MINES LIMITED.	0.195		100,000	19,500.000
KKC	KKR CREDIT INCOME FUND	1.920		22,400	43,008.000
LSF	L1 LONG SHORT FUND LIMITED	2.810		120,000	337,200.000
MGF	MAGELLAN GLOBAL FUND.	1.650		75,864	125,175.600
MGFO	MAGELLAN GLOBAL FUND.	0.012		45,971	551.652
MHHT	MAGELLAN HIGH CONVICTION TRUST (MANAGED FUND)	1.540		35,834	55,184.360
MICH	MAGELLAN INFRASTRUCTURE FUND (CURRENCY HEDGED)(...	2.810		46,300	130,103.000
NAB	NATIONAL AUSTRALIA BANK LIMITED	26.370		7,000	184,590.000
NBI	NB GLOBAL CORPORATE INCOME TRUST	1.365		75,330	102,825.450
NCC	NAOS EMERGING OPPORTUNITIES COMPANY LIMITED	0.680		5,000	3,400.000
NSC	NAOS SMALL CAP OPPORTUNITIES COMPANY LIMITED	0.680		80,000	54,400.000
NSCOA	NAOS SMALL CAP OPPORTUNITIES COMPANY LIMITED	0.002		50,000	100.000
NXT	NEXTDC LIMITED	12.580		1,857	23,361.060
OPH	OPHIR HIGH CONVICTION FUND	2.420		22,001	53,242.420
PAXX	PLATINUM ASIA FUND (QUOTED MANAGED HEDGE FUND)	4.230		23,553	99,629.190
PIXX	PLATINUM INTERNATIONAL FUND (QUOTED MANAGED HED...	4.640		9,615	44,613.600
PTM	PLATINUM ASSET MANAGEMENT LIMITED	1.740		10,000	17,400.000
SEC	SPHERIA EMERGING COMPANIES LIMITED	1.900		29,730	56,487.000
STO	SANTOS LIMITED	7.520		10,215	76,816.800
TLS	TELSTRA GROUP LIMITED	4.300		30,000	129,000.000
VAP	VANGUARD AUSTRALIAN PROPERTY SECURITIES INDEX ETF	77.300		1,615	124,839.500
WGB	WAM GLOBAL LIMITED	1.855		40,000	74,200.000
XARO	ACTIVEX ARDEA REAL OUTCOME BOND FUND (MANAGED F...	24.370		3,870	94,311.900
<b>Total</b>					<b>2,200,901.642</b>

While every effort has been made to provide you with an accurate transaction summary, we give no warranty of accuracy or reliability and take no responsibility for any errors or omissions including by negligence. You should confirm the information, holdings and valuations contained herein. All prices and values are denominated in AUD unless otherwise indicated. CMC Markets Stockbroking is the trading name of CMC Markets Stockbroking Limited (ABN 69 081 002 851, AFSL No. 246381), a Participant of the Australian Stock Exchange (ASX Group).



New Energy Solar Limited (ACN 609 396 983) and  
Walsh & Company Investments Limited  
(ACN 152 367 649) (AFSL 410 433) as  
responsible entity for  
New Energy Solar Fund (ARSN 609 154 298)

All Registry communications to:  
Link Market Services Limited  
Locked Bag A14  
Sydney South NSW 1235 Australia  
Telephone: +61 1300 554 474  
Facsimile: (02) 9287 0303  
Security Code: NEW  
Email: registrars@linkmarketservices.com.au  
Website: www.linkmarketservices.com.au



003 89

HERDIS PTY LTD  
<CROZIER FAMILY S/FUND A/C>  
UNIT 1 3 COVE AVENUE  
MANLY NSW 2095

**SECURITYHOLDER**  
**REFERENCE NUMBER (SRN):** I40247287703

**PAGE NUMBER:** 1

**STATEMENT DATE:** 07/03/2023

**NEW - ORDINARY SHARES**  
**ISSUER SPONSORED HOLDING STATEMENT**

DATE	TRANSACTION TYPE	INCREASE	DECREASE	HOLDING BALANCE
	OPENING BALANCE			0
07/03/2023	CHES to Issuer Sponsored Conversion	77370	0	
	CLOSING BALANCE			77370



NOTE: The closing balance shown includes all transactions registered as at end of day on the date indicated. Securityholders should not rely on the balance shown in this statement as being a complete record of their current holding and the Issuer will not be liable for any financial loss incurred by a securityholder who relies on the balance shown without making their own adjustments for any transfers relating to market and off market transactions which have yet to be registered.

Please note your Securityholder Reference Number (SRN) recorded above is a unique identifier for your security holding and must be used in all communications with the company, the registry, your stockbroker or financial adviser. This statement is an important document and you must take appropriate steps to protect and **keep your SRN secure** for future reference. For security reasons we may not disclose your SRN on other registry communications. If lost or destroyed, a charge will be levied for a replacement statement.

THE AUSTRALIAN TAXATION OFFICE (ATO) ADVISES YOU TO KEEP THIS STATEMENT. DISPOSAL OF SECURITIES MAY LEAD TO CAPITAL GAINS TAX. PHONE THE ATO ON 1300 720 092 IF YOU NEED THE "GUIDE TO CAPITAL GAINS TAX".

# Cash Transaction Summary



Accounts    Stock Holdings    Open Orders    Order History    Profit & Loss    Confirmations

Statements    Tax & Portfolio Reporting    Tax Tools

Trading Account Statement | **Cash Transaction Summary** | Portfolio Report | EOFY Trading Statement

**686975 - Herdis Pty Ltd <Crozier Family S/Fund A/C>**    1/7/2022 - 30/06/2023    View    Download CSV

Institution **ANZ Banking Group Ltd**    BSB **012-012**    Account Number **644863792**    Account of **HERDIS PTY LTD <CROZIER FAMILY S/FUND A/C>**  
 Open Balance **\$1,000.00**    Closing Balance **\$69,442.03**    Total Debit **\$828,827.58**    Total Credit **\$897,269.61**

Date	Description	Debit \$	Credit \$	Balance \$
28/06/2023	Sold 35000 IVZ @ 0.1104 AUD 23047611		3,853.96	69,442.03
23/06/2023	Wdl TRANSFER TO NOM AC	160,000.00		65,588.07
23/06/2023	Sold 2300 NAB @ 26.5800 AUD 23002814		61,072.86	225,588.07
21/06/2023	Sold 30000 PGG @ 1.6650 AUD 22972716		49,900.05	164,515.21
20/06/2023	EXTERNAL - FROM PARTNERS GROUP		391.69	114,615.16
16/06/2023	Sold 4400 DXS @ 8.1600 AUD 22921482		35,868.10	114,223.47
15/06/2023	EXTERNAL - FROM IAGPD PYT		40,746.68	78,355.37
15/06/2023	EXTERNAL - FROM NB GLOBAL CORP		917.42	37,608.69
15/06/2023	EXTERNAL - FROM KKR CREDIT INCO		245.00	36,691.27
05/06/2023	EXTERNAL - FROM NAQS SMALL CAP		1,000.00	36,446.27
22/05/2023	Wdl TRANSFER TO NOM AC	4,000.00		35,446.27
19/05/2023	EXTERNAL - FROM JMS FNL DIV		1,200.00	39,446.27
19/05/2023	EXTERNAL - FROM DXC DST		871.67	38,246.27
18/05/2023	EXTERNAL - FROM PARTNERS GROUP		379.99	37,374.60
15/05/2023	EXTERNAL - FROM CROZIER FAMILY		10,000.00	36,994.61
15/05/2023	EXTERNAL - FROM NB GLOBAL CORP		917.42	26,994.61
12/05/2023	EXTERNAL - FROM KKR CREDIT INCO		245.00	26,077.19
11/05/2023	TRANSFER 171117 FRO		3,000.00	25,832.19
11/05/2023	Sold 172 WDS @ 33.5744 AUD 22575390		5,763.80	22,832.19
08/05/2023	Wdl TRANSFER TO NOM AC	60,000.00		17,068.39
08/05/2023	Bght 2000 NAB @ 26.5000 AUD 22532783	53,053.00		77,068.39
24/04/2023	EXTERNAL - FROM WAM GLOBAL LTD		2,300.00	130,121.39
24/04/2023	EXTERNAL - FROM XARO DST		275.43	127,821.39
21/04/2023	EXTERNAL - FROM PARTNERS GROUP		377.17	127,545.96
20/04/2023	EXTERNAL - FROM VAP PAYMENT		1,296.11	127,168.79
20/04/2023	EXTERNAL - FROM NAOS EMERGING O		187.50	125,872.68
18/04/2023	EXTERNAL - FROM NB GLOBAL CORP		917.44	125,685.18
18/04/2023	EXTERNAL - FROM KKR CREDIT INCO		245.00	124,767.74
13/04/2023	EXTERNAL - FROM EHL ITM DIV		1,250.00	124,522.74
05/04/2023	EXTERNAL - FROM WOODSIDE		370.56	123,272.74
05/04/2023	Sold 3640 GOLD @ 27.1500 AUD 22256407		98,727.18	122,902.18
04/04/2023	EXTERNAL - FROM LSF ITM DIV		5,000.00	24,175.00
31/03/2023	CREDIT INTEREST PAID		1.68	19,175.00
31/03/2023	EXTERNAL - FROM TLS ITM DIV		2,550.00	19,173.32
31/03/2023	EXTERNAL - FROM NAOS SMALL CAP		1,000.00	16,623.32
30/03/2023	EXTERNAL - FROM BHP GROUP DIV		1,299.55	15,623.32
30/03/2023	Wdl TRANSFER TO NOM AC	80,000.00		14,323.77
29/03/2023	EXTERNAL - FROM SANTOS DIVIDEND		2,284.43	94,323.77
21/03/2023	Payment to CMC MARKETS STOCKBROKING	165,000.00		92,039.34
21/03/2023	Receipt from CMC MARKETS STOCKBROKING		165,000.00	257,039.34
20/03/2023	Wdl TRANSFER TO NOM AC	165,000.00		92,039.34
20/03/2023	Bght 20000 LSF @ 2.6800 AUD 22090810	53,653.60		257,039.34
17/03/2023	EXTERNAL - FROM IPH DIV		1,085.00	310,692.94
17/03/2023	EXTERNAL - FROM PTM DIVIDEND		700.00	309,607.94
17/03/2023	EXTERNAL - FROM PARTNERS GROUP		364.37	308,907.94
15/03/2023	EXTERNAL - FROM IAGPD PYT		634.04	308,543.57
14/03/2023	EXTERNAL - FROM NB GLOBAL CORP		535.70	307,909.53
14/03/2023	EXTERNAL - FROM KKR CREDIT INCO		245.00	307,373.83
28/02/2023	CREDIT INTEREST PAID		1.54	307,128.83
28/02/2023	EXTERNAL - FROM DXS DST		1,232.00	307,127.29
28/02/2023	EXTERNAL - FROM STOCKLAND LTD		1,216.58	305,895.29
23/02/2023	EXTERNAL - FROM DXI DST		925.53	304,678.71
23/02/2023	EXTERNAL - FROM DXC DST		847.68	303,753.18
17/02/2023	EXTERNAL - FROM PARTNERS GROUP		354.99	302,905.50
17/02/2023	Sold 10000 DXI @ 3.1300 AUD 21799047		31,268.70	302,550.51
16/02/2023	Bght 25140 EHL @ 0.7650 AUD 21776343	19,251.33		271,281.81
16/02/2023	Sold 12574 DXI @ 3.0800 AUD 21776870		38,689.19	290,533.14
14/02/2023	EXTERNAL - FROM NB GLOBAL CORP		535.70	251,843.95

Date	Description	Debit \$	Credit \$	Balance \$
14/02/2023	EXTERNAL - FROM KKR CREDIT INCO		245.00	251,308.25
08/02/2023	EXTERNAL - FROM NEW CAP		10,444.95	251,063.25
20/01/2023	EXTERNAL - FROM XARO DST		442.83	240,618.30
20/01/2023	Sold 5000 MP1 @ 7.2700 AUD 21504225		36,313.64	240,175.47
19/01/2023	EXTERNAL - FROM PARTNERS GROUP		352.57	203,861.83
18/01/2023	EXTERNAL - FROM MAGELLAN		2,776.62	203,509.26
18/01/2023	FROM MICH DST		2,680.77	200,732.64
18/01/2023	EXTERNAL - FROM VAP PAYMENT		1,487.45	198,051.87
18/01/2023	Sold 6175 MP1 @ 7.2700 AUD 21474999		44,847.36	196,564.42
16/01/2023	EXTERNAL - FROM NB GLOBAL CORP		535.70	151,717.06
16/01/2023	EXTERNAL - FROM KKR CREDIT INCO		245.00	151,181.36
04/01/2023	Bght 35000 IVZ @ 0.2900 AUD 21344173	10,161.00		150,936.36
22/12/2022	EXTERNAL - FROM IAGPD PYT		46.40	161,097.36
16/12/2022	EXTERNAL - FROM PARTNERS GROUP		341.66	161,050.96
15/12/2022	EXTERNAL - FROM IAGPD PYT		571.80	160,709.30
14/12/2022	EXTERNAL - FROM NAB FINAL DIV		5,694.00	160,137.50
14/12/2022	EXTERNAL - FROM NB GLOBAL CORP		535.70	154,443.50
13/12/2022	EXTERNAL - FROM KKR CREDIT INCO		245.00	153,907.80
01/12/2022	EXTERNAL - FROM NEW CAP		63,443.40	153,662.80
30/11/2022	EXTERNAL - FROM NAOS SMALL CAP		1,000.00	90,219.40
17/11/2022	EXTERNAL - FROM JMS ITM DIV		1,000.00	89,219.40
16/11/2022	EXTERNAL - FROM PARTNERS GROUP		328.38	88,219.40
14/11/2022	EXTERNAL - FROM NB GLOBAL CORP		535.70	87,891.02
11/11/2022	EXTERNAL - FROM KKR CREDIT INCO		245.00	87,355.32
10/11/2022	EXTERNAL - FROM DXI DST		925.54	87,110.32
10/11/2022	EXTERNAL - FROM DXC DST SEP		847.68	86,184.78
09/11/2022	Bght 5000 MP1 @ 5.7600 AUD 20840743	28,828.80		85,337.10
07/11/2022	EXTERNAL - FROM CROZIER FAMILY		50,000.00	114,165.90
03/11/2022	TRANSFER 929719 FRO		30,000.00	64,165.90
01/11/2022	Bght 5000 MP1 @ 5.9700 AUD 20745932	29,879.85		34,165.90
28/10/2022	EXTERNAL - FROM NAOS EMERGING O		187.50	64,045.75
25/10/2022	EXTERNAL - FROM WAM GLOBAL LTD		2,200.00	63,858.25
24/10/2022	TRANSFER 127561 FRO		30,000.00	61,658.25
20/10/2022	EXTERNAL - FROM XARO DST		446.98	31,658.25
18/10/2022	EXTERNAL - FROM VAP PAYMENT		933.54	31,211.27
18/10/2022	EXTERNAL - FROM PARTNERS GROUP		312.49	30,277.73
17/10/2022	EXTERNAL - FROM NB GLOBAL CORP		535.70	29,965.24
13/10/2022	EXTERNAL - FROM KKR CREDIT INCO		245.00	29,429.54
30/09/2022	EXTERNAL - FROM LSF FNL DIV		4,500.00	29,184.54
27/09/2022	Sold 6126 JNO @ 0.1150 20409893		684.54	24,684.54
23/09/2022	TRANSFER 304735 FRO		5,000.00	24,000.00
20/09/2022	TRANSFER 454894 FRO		18,000.00	19,000.00

**IMPORTANT NOTE:** For accounts which are not operated directly through CMC Markets Invest, please refer to your bank for full statement history, as the list above may not be complete.

While every effort has been made to provide you with an accurate transaction summary, we give no warranty of accuracy or reliability and take no responsibility for any errors or omissions including by negligence. You should confirm the information, holdings and valuations contained herein. All prices and values are denominated in AUD unless otherwise indicated.



# PREMIUM CASH MANAGEMENT STATEMENT

STATEMENT NUMBER 197

23 JUNE 2023 TO 21 JULY 2023

003/228



HERDIS PTY LTD ATF  
CROZIER FAMILY SUPERANNUATION FUND  
1/3 COVE AVE  
MANLY NSW 2095

## WELCOME TO YOUR ANZ ACCOUNT AT A GLANCE

### Account Details

HERDIS PTY LTD ATF  
CROZIER FAMILY SUPERANNUATION FUND

### Branch Number (BSB)

012-330

### Account Number

4906-86905

### Account Descriptor

PREMIUM CASH MANAG

### Opening Balance:

\$ **203,604.03**

### Total Deposits:

\$ **213,471.46**

### Total Withdrawals:

\$ **402,000.00**

### Closing Balance:

\$ **15,075.49**

## NEED TO GET IN TOUCH?



**ANZ Internet Banking**  
anz.com

OR



**Enquiries: 13 13 14**  
**Lost/Stolen Cards: 1800 033 844**

203RSP902A021919\_MU23\_001



490686905\_07220 E-228 S-491 I-981

# PREMIUM CASH MANAGEMENT STATEMENT

Account Number 4906-86905

## Transaction Details

Please retain this statement for taxation purposes

Date	Transaction Details	Withdrawals (\$)	Deposits (\$)	Balance (\$)
<b>2023</b>				
<b>23 JUN</b>	<b>OPENING BALANCE</b>			<b>203,604.03</b>
30 JUN	<b>TRANSFER FROM 9206-17564</b> <i>Fixed Term D&amp;D of 200,000 + interest 997.26</i>		200,997.26	404,601.29
30 JUN	<b>CREDIT INTEREST PAID</b>		2.01	404,603.30
03 JUL	<b>ANZ INTERNET BANKING FUNDS TFER</b> TRANSFER 873469 TO 012012644863792	350,000.00		54,603.30
05 JUL	<b>ANZ INTERNET BANKING FUNDS TFER</b> TRANSFER 199124 TO 012012644863792	52,000.00		2,603.30
14 JUL	<b>DIVIDEND</b> FROM PERPETUAL 20017/BHGE_A		6,761.84	9,365.14
17 JUL	<b>TRANSFER</b> FROM FRANKLIN TEMPLET FT0005765630		2,418.85	11,783.99
19 JUL	<b>TRANSFER</b> FROM OPHIR HIGH CONVI CM-888750		2,452.98	14,236.97
21 JUL	<b>TRANSFER</b> FROM MHHT REDEMP/ DIS CM-898972		838.52	15,075.49
	<b>TOTALS AT END OF PAGE</b>	<b>\$402,000.00</b>	<b>\$213,471.46</b>	
	<b>TOTALS AT END OF PERIOD</b>	<b>\$402,000.00</b>	<b>\$213,471.46</b>	<b>\$15,075.49</b>

### This Statement Includes

Interest earned on deposits	\$2.01
-----------------------------	--------

### Yearly Summary

Previous Year to 30/06/2023 (\$)

Interest earned on deposits	11.08
-----------------------------	-------

### We're introducing BPAY® daily limits in ANZ Phone Banking

We'll soon be making changes to ANZ Phone Banking to introduce a daily limit for BPAY® payments. For more information about making payments online and the different limits available, visit [www.anz.com/support/make-payments](http://www.anz.com/support/make-payments)



4.75



# PREMIUM CASH MANAGEMENT STATEMENT

STATEMENT NUMBER 196  
23 MAY 2023 TO 23 JUNE 2023

003/240



HERDIS PTY LTD ATF  
CROZIER FAMILY SUPERANNUATION FUND  
1/3 COVE AVE  
MANLY NSW 2095

## WELCOME TO YOUR ANZ ACCOUNT AT A GLANCE

### Account Details

HERDIS PTY LTD ATF  
CROZIER FAMILY SUPERANNUATION FUND

### Branch Number (BSB)

012-330

### Account Number

4906-86905

### Account Descriptor

PREMIUM CASH MANAG

### Opening Balance:

\$7,621.16

### Total Deposits:

\$200,000.47

### Total Withdrawals:

\$4,017.60

### Closing Balance:

\$203,604.03

## NEED TO GET IN TOUCH?




**ANZ Internet Banking**  
anz.com

OR



**Enquiries: 13 13 14**  
**Lost/Stolen Cards: 1800 033 844**



# PREMIUM CASH MANAGEMENT STATEMENT

Account Number 4906-86905

## Transaction Details

Please retain this statement for taxation purposes

Date	Transaction Details	Withdrawals (\$)	Deposits (\$)	Balance (\$)
<b>2023</b>				
<b>23 MAY</b>	<b>OPENING BALANCE</b>			<b>7,621.16</b>
24 MAY	ANZ INTERNET BANKING BPAY NXT ANREO {127051} <span style="margin-left: 20px;"><i>NXT - S (ARCS)</i></span>	4,017.60		3,603.56
31 MAY	<b>CREDIT INTEREST PAID</b>		0.47	3,604.03
22 JUN	<b>TRANSFER</b> FROM HERDIS PTY LTD HERDIS TO HERDIS		40,000.00	43,604.03
23 JUN	<b>TRANSFER</b> FROM CMC MARKETS STOC 25929540		160,000.00	203,604.03
<b>TOTALS AT END OF PAGE</b>		<b>\$4,017.60</b>	<b>\$200,000.47</b>	
<b>TOTALS AT END OF PERIOD</b>		<b>\$4,017.60</b>	<b>\$200,000.47</b>	<b>\$203,604.03</b>

### This Statement Includes

Interest earned on deposits	\$0.47
-----------------------------	--------



# PREMIUM CASH MANAGEMENT STATEMENT

STATEMENT NUMBER 195

21 APRIL 2023 TO 23 MAY 2023

003/485



HERDIS PTY LTD ATF  
CROZIER FAMILY SUPERANNUATION FUND  
1/3 COVE AVE  
MANLY NSW 2095

## WELCOME TO YOUR ANZ ACCOUNT AT A GLANCE

### Account Details

HERDIS PTY LTD ATF  
CROZIER FAMILY SUPERANNUATION FUND

### Branch Number (BSB)

012-330

### Account Number

4906-86905

### Account Descriptor

PREMIUM CASH MANAG

### Opening Balance:

\$ **4,026.10**

### Total Deposits:

\$ **114,654.06**

### Total Withdrawals:

\$ **111,059.00**

### Closing Balance:

\$ **7,621.16**

## NEED TO GET IN TOUCH?



**ANZ Internet Banking**  
anz.com

OR



**Enquiries: 13 13 14**  
**Lost/Stolen Cards: 1800 033 844**

# PREMIUM CASH MANAGEMENT STATEMENT

Account Number 4906-86905

## Transaction Details

Please retain this statement for taxation purposes

Date	Transaction Details	Withdrawals (\$)	Deposits (\$)	Balance (\$)
<b>2023</b>				
<b>21 APR</b>	<b>OPENING BALANCE</b>			<b>4,026.10</b>
04 MAY	<b>ANZ INTERNET BANKING BPAY</b> ASIC {433029}	59.00		3,967.10
08 MAY	<b>TRANSFER</b> FROM CROZIER FAMILY S PENSION		50,000.00	53,967.10
08 MAY	<b>TRANSFER</b> FROM CMC MARKETS STOC 25344750		60,000.00	113,967.10
08 MAY	<b>TRANSFER</b> FROM SPHERIA EMERGING CM-638178		654.06	114,621.16
11 MAY	<b>ANZ INTERNET BANKING FUNDS TFER</b> TRANSFER 171117 TO 012012644863792	3,000.00		111,621.16
11 MAY	<b>ANZ INTERNET BANKING FUNDS TFER</b> TRANSFER 171855 TO 012125493391192	108,000.00		3,621.16
22 MAY	<b>TRANSFER</b> FROM CMC MARKETS STOC 25505156		4,000.00	7,621.16
	<b>TOTALS AT END OF PAGE</b>	<b>\$111,059.00</b>	<b>\$114,654.06</b>	
	<b>TOTALS AT END OF PERIOD</b>	<b>\$111,059.00</b>	<b>\$114,654.06</b>	<b>\$7,621.16</b>

*PENSION 22/23*



# PREMIUM CASH MANAGEMENT STATEMENT

STATEMENT NUMBER 194  
23 MARCH 2023 TO 21 APRIL 2023

003/238



HERDIS PTY LTD ATF  
CROZIER FAMILY SUPERANNUATION FUND  
1/3 COVE AVE  
MANLY NSW 2095

## WELCOME TO YOUR ANZ ACCOUNT AT A GLANCE

### Account Details

HERDIS PTY LTD ATF  
CROZIER FAMILY SUPERANNUATION FUND

### Branch Number (BSB)

012-330

### Account Number

4906-86905

### Account Descriptor

PREMIUM CASH MANAG

### Opening Balance:

\$ **23,642.86**

### Total Deposits:

\$ **180,581.24**

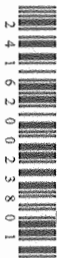
### Total Withdrawals:

\$ **200,198.00**

### Closing Balance:

\$ **4,026.10**

112RSP902A040719\_MU23\_001



490686905\_07723 E-238 S-447 I-893

## NEED TO GET IN TOUCH?



**ANZ Internet Banking**  
anz.com

OR



**Enquiries: 13 13 14**  
**Lost/Stolen Cards: 1800 033 844**

# PREMIUM CASH MANAGEMENT STATEMENT

Account Number 4906-86905

## Transaction Details

Please retain this statement for taxation purposes

Date	Transaction Details	Withdrawals (\$)	Deposits (\$)	Balance (\$)
<b>2023</b>				
<b>23 MAR</b>	<b>OPENING BALANCE</b>			<b>23,642.86</b>
30 MAR	<b>TRANSFER</b> FROM CROZIER FAMILY S FUND TOP UP		100,000.00	123,642.86
30 MAR	<b>TRANSFER</b> FROM CMC MARKETS STOC 24912579		80,000.00	203,642.86
31 MAR	<b>WITHDRAWAL</b>	200,000.00		3,642.86
31 MAR	<b>CREDIT INTEREST PAID</b>		1.25	3,644.11
11 APR	<b>DIVIDEND</b> FROM CLEARBRIDGE 10036309/DISTRIB		579.99	4,224.10
12 APR	<b>ANZ INTERNET BANKING PAYMENT 208965</b> TO STEWARDSHIP ACCOUNTANTS PTY LTD	198.00		4,026.10
	<b>TOTALS AT END OF PAGE</b>	<b>\$200,198.00</b>	<b>\$180,581.24</b>	
	<b>TOTALS AT END OF PERIOD</b>	<b>\$200,198.00</b>	<b>\$180,581.24</b>	<b>\$4,026.10</b>

### This Statement Includes

Interest earned on deposits	\$1.25
-----------------------------	--------

### Fee Summary

Fees Charged for period: 01 MAR 2023 to 31 MAR 2023

#### Summary of ANZ Transaction Fees

Transaction Fees	Transactions		Fee Per Transaction (\$)	Total Charge (\$)
	Total	Free Additional		
STAFF ASSISTED WDL	1.00	1.00	2.50	0.00
<b>Total Transaction Fees Charged</b>				<b>\$0.00</b>

**Please note:** Overseas transaction fees, overseas ATM fees and non ANZ ATM operator fees not included

**Please note:** Your fee cycle may not always reconcile with your statement cycle. This statement date ends on 21/04/23 and the monthly fee cycle, as appears above, ended on 31/03/23.



# PREMIUM CASH MANAGEMENT STATEMENT

STATEMENT NUMBER 193

23 FEBRUARY 2023 TO 23 MARCH 2023

003/465



HERDIS PTY LTD ATF  
CROZIER FAMILY SUPERANNUATION FUND  
1/3 COVE AVE  
MANLY NSW 2095

089HSP902A032828\_MU23\_001

## WELCOME TO YOUR ANZ ACCOUNT AT A GLANCE

### Account Details

HERDIS PTY LTD ATF  
CROZIER FAMILY SUPERANNUATION FUND

### Branch Number (BSB)

012-330

### Account Number

4906-86905

### Account Descriptor

PREMIUM CASH MANAG

### Opening Balance:

\$ **23,641.88**

### Total Deposits:

\$ **0.98**

### Total Withdrawals:

\$ **0.00**

### Closing Balance:

\$ **23,642.86**



490686905\_08995

E-465 S-934 I-11867

## NEED TO GET IN TOUCH?



**ANZ Internet Banking**  
anz.com

OR



**Enquiries: 13 13 14**  
**Lost/Stolen Cards: 1800 033 844**

# PREMIUM CASH MANAGEMENT STATEMENT

Account Number 4906-86905

## Transaction Details

Please retain this statement for taxation purposes

Date	Transaction Details	Withdrawals (\$)	Deposits (\$)	Balance (\$)
<b>2023</b>				
<b>23 FEB</b>	<b>OPENING BALANCE</b>			<b>23,641.88</b>
28 FEB	CREDIT INTEREST PAID		0.98	23,642.86
	<b>TOTALS AT END OF PAGE</b>	<b>\$0.00</b>	<b>\$0.98</b>	
	<b>TOTALS AT END OF PERIOD</b>	<b>\$0.00</b>	<b>\$0.98</b>	<b>\$23,642.86</b>

### This Statement Includes

Interest earned on deposits	\$0.98
-----------------------------	--------

## IMPORTANT INFORMATION

PLEASE CHECK THE ENTRIES AND CALL 13 13 14 REGARDING ANY ERRORS ON THIS STATEMENT.

All entries generated are subject to authorisation and verification, and if necessary, adjustments will appear on a later statement.

Further information in relation to this product (including details of benefits or fees and charges) is available on request and you can access this information by reviewing the Terms and Conditions, and Fees and Charges brochures which can be found at [anz.com](http://anz.com) or by calling **13 13 14**.

If you have a complaint about an ANZ product or service, please contact us and we will try to resolve the issue as quickly as possible. Our customer complaints guide is available at <https://www.anz.com.au/support/contact-us/compliments-suggestions-complaints/>, alternatively you may wish to:

- Call us:**
- General enquiries **13 13 14**
  - If you're overseas **+61 3 9683 9999**
  - ANZ Complaint Resolution Team on **1800 805 154**
  - If you're deaf, hard of hearing and/or have a speech impairment, call **133 677** or visit the **National Relay Service** at: <https://nrschat.nrsccall.gov.au/nrs/internetrelay>

**Write to us:** ANZ Complaint Resolution Team  
Locked Bag 4050,  
South Melbourne VIC 3205  
or **ANZ online complaints form:**

<https://www.anz.com.au/support/contact-us/compliments-suggestions-complaints/feedback/>

**Visit us:** At your nearest ANZ branch.  
If you have a Relationship Manager, please feel free to contact them.

If an issue has not been resolved to your satisfaction, you can lodge a complaint with the Australian Financial Complaints Authority (AFCA). AFCA provides fair and independent financial services complaint resolution that is free to consumers.

**Call:** **1800 931 678** (free call within Australia), or **+61 1800 931 678** (International) **Write Australian Financial Complaints Authority Limited**

**Online:** Email: [info@afca.org.au](mailto:info@afca.org.au)  
Web: [www.afca.org.au](http://www.afca.org.au)

**to:** GPO Box 3,  
Melbourne VIC 3001





# PREMIUM CASH MANAGEMENT STATEMENT

STATEMENT NUMBER 192

23 JANUARY 2023 TO 23 FEBRUARY 2023

003/768



HERDIS PTY LTD ATF  
CROZIER FAMILY SUPERANNUATION FUND  
1/3 COVE AVE  
MANLY NSW 2095

## WELCOME TO YOUR ANZ ACCOUNT AT A GLANCE

### Account Details

HERDIS PTY LTD ATF  
CROZIER FAMILY SUPERANNUATION FUND

### Branch Number (BSB)

012-330

### Account Number

4906-86905

### Account Descriptor

PREMIUM CASH MANAG

Opening Balance:

\$ **27,078.67**

Total Deposits:

\$ **655.21**

Total Withdrawals:

\$ **4,092.00**

Closing Balance:

\$ **23,641.88**

## NEED TO GET IN TOUCH?




**ANZ Internet Banking**  
anz.com

OR



**Enquiries: 13 13 14**  
**Lost/Stolen Cards: 1800 033 844**



# PREMIUM CASH MANAGEMENT STATEMENT

Account Number 4906-86905

## Transaction Details

Please retain this statement for taxation purposes

Date	Transaction Details	Withdrawals (\$)	Deposits (\$)	Balance (\$)
<b>2023</b>				
<b>23 JAN</b>	<b>OPENING BALANCE</b>			<b>27,078.67</b>
31 JAN	<b>CREDIT INTEREST PAID</b>		1.15	27,079.82
06 FEB	<b>TRANSFER</b> FROM SPHERIA EMERGING CM-329414		654.06	27,733.88
14 FEB	<b>ANZ INTERNET BANKING PAYMENT 121493</b> TO PACIFIC RIDGE CAPITAL	4,092.00		23,641.88
<b>TOTALS AT END OF PAGE</b>		<b>\$4,092.00</b>	<b>\$655.21</b>	
<b>TOTALS AT END OF PERIOD</b>		<b>\$4,092.00</b>	<b>\$655.21</b>	<b>\$23,641.88</b>

This Statement Includes

Interest earned on deposits	\$1.15
-----------------------------	--------

## IMPORTANT INFORMATION

PLEASE CHECK THE ENTRIES AND CALL 13 13 14 REGARDING ANY ERRORS ON THIS STATEMENT.

All entries generated are subject to authorisation and verification, and if necessary, adjustments will appear on a later statement.

Further information in relation to this product (including details of benefits or fees and charges) is available on request and you can access this information by reviewing the Terms and Conditions, and Fees and Charges brochures which can be found at [anz.com](http://anz.com) or by calling **13 13 14**.

If you have a complaint about an ANZ product or service, please contact us and we will try to resolve the issue as quickly as possible. Our customer complaints guide is available at <https://www.anz.com.au/support/contact-us/compliments-suggestions-complaints/>, alternatively you may wish to:

- Call us:**
- General enquiries **13 13 14**
  - If you're overseas **+61 3 9683 9999**
  - ANZ Complaint Resolution Team on **1800 805 154**
  - If you're deaf, hard of hearing and/or have a speech impairment, call **133 677** or visit the **National Relay Service** at:  
<https://nrschat.nrsccall.gov.au/nrs/internetrelay>

- Write to us:** ANZ Complaint Resolution Team  
Locked Bag 4050,  
South Melbourne VIC 3205  
or **ANZ online complaints form:**  
<https://www.anz.com.au/support/contact-us/compliments-suggestions-complaints/feedback/>

- Visit us:** At your nearest ANZ branch.  
If you have a Relationship Manager, please feel free to contact them.

If an issue has not been resolved to your satisfaction, you can lodge a complaint with the Australian Financial Complaints Authority (AFCA). AFCA provides fair and independent financial services complaint resolution that is free to consumers.

- Call:** **1800 931 678** (free call within Australia), or **+61 1800 931 678** (International)
- Write to:** **Australian Financial Complaints Authority Limited**  
GPO Box 3,  
Melbourne VIC 3001
- Online:** Email: [info@afca.org.au](mailto:info@afca.org.au)  
Web: [www.afca.org.au](http://www.afca.org.au)



# PREMIUM CASH MANAGEMENT STATEMENT

STATEMENT NUMBER 191

23 DECEMBER 2022 TO 23 JANUARY 2023

003/439



HERDIS PTY LTD ATF  
CROZIER FAMILY SUPERANNUATION FUND  
1/3 COVE AVE  
MANLY NSW 2095

## WELCOME TO YOUR ANZ ACCOUNT AT A GLANCE

### Account Details

HERDIS PTY LTD ATF  
CROZIER FAMILY SUPERANNUATION FUND

### Branch Number (BSB)

012-330

### Account Number

4906-86905

### Account Descriptor

PREMIUM CASH MANAG

Opening Balance:

**\$24,019.54**

Total Deposits:

**\$3,059.13**

Total Withdrawals:

**\$0.00**

Closing Balance:

**\$27,078.67**

## NEED TO GET IN TOUCH?



**ANZ Internet Banking**  
anz.com

OR



**Enquiries: 13 13 14**  
**Lost/Stolen Cards: 1800 033 844**



# PREMIUM CASH MANAGEMENT STATEMENT

Account Number 4906-86905

## Transaction Details

Please retain this statement for taxation purposes

Date	Transaction Details	Withdrawals (\$)	Deposits (\$)	Balance (\$)
<b>2022</b>				
<b>23 DEC</b>	<b>OPENING BALANCE</b>			<b>24,019.54</b>
30 DEC	<b>CREDIT INTEREST PAID</b>		0.98	24,020.52
<b>2023</b>				
06 JAN	<b>DIVIDEND</b> FROM CLEARBRIDGE 10036309/DISTRIB		2,174.96	26,195.48
16 JAN	<b>DIVIDEND</b> FROM COOPER INVESTORS 200007599		8.84	26,204.32
18 JAN	<b>TRANSFER</b> FROM MHHT REDEMP/ DIS CM-296229		874.35	27,078.67
	<b>TOTALS AT END OF PAGE</b>	<b>\$0.00</b>	<b>\$3,059.13</b>	
	<b>TOTALS AT END OF PERIOD</b>	<b>\$0.00</b>	<b>\$3,059.13</b>	<b>\$27,078.67</b>

This Statement Includes

Interest earned on deposits	\$0.98
-----------------------------	--------



# PREMIUM CASH MANAGEMENT STATEMENT

STATEMENT NUMBER 190

23 NOVEMBER 2022 TO 23 DECEMBER 2022

003/322



HERDIS PTY LTD ATF  
CROZIER FAMILY SUPERANNUATION FUND  
1/3 COVE AVE  
MANLY NSW 2095

## WELCOME TO YOUR ANZ ACCOUNT AT A GLANCE

### Account Details

HERDIS PTY LTD ATF  
CROZIER FAMILY SUPERANNUATION FUND

### Branch Number (BSB)

012-330

### Account Number

4906-86905

### Account Descriptor

PREMIUM CASH MANAG

### Opening Balance:

\$ **24,018.43**

### Total Deposits:

\$ **1.11**

### Total Withdrawals:

\$ **0.00**

### Closing Balance:

\$ **24,019.54**

## NEED TO GET IN TOUCH?




**ANZ Internet Banking**  
anz.com

OR



**Enquiries: 13 13 14**  
**Lost/Stolen Cards: 1800 033 844**

356RSP902A036519\_MU22\_001



490686905\_08188

E-322 S-605 I-1-1209

# PREMIUM CASH MANAGEMENT STATEMENT

Account Number 4906-86905

## Transaction Details

Please retain this statement for taxation purposes

Date	Transaction Details	Withdrawals (\$)	Deposits (\$)	Balance (\$)
<b>2022</b>				
<b>23 NOV</b>	<b>OPENING BALANCE</b>			<b>24,018.43</b>
<b>30 NOV</b>	<b>CREDIT INTEREST PAID</b>		1.11	24,019.54
	<b>TOTALS AT END OF PAGE</b>	<b>\$0.00</b>	<b>\$1.11</b>	
	<b>TOTALS AT END OF PERIOD</b>	<b>\$0.00</b>	<b>\$1.11</b>	<b>\$24,019.54</b>

This Statement Includes

Interest earned on deposits	\$1.11
-----------------------------	--------

## IMPORTANT INFORMATION

PLEASE CHECK THE ENTRIES AND CALL 13 13 14 REGARDING ANY ERRORS ON THIS STATEMENT.

All entries generated are subject to authorisation and verification, and if necessary, adjustments will appear on a later statement.

Further information in relation to this product (including details of benefits or fees and charges) is available on request and you can access this information by reviewing the Terms and Conditions, and Fees and Charges brochures which can be found at [anz.com](http://anz.com) or by calling **13 13 14**.

If you have a complaint about an ANZ product or service, please contact us and we will try to resolve the issue as quickly as possible. Our customer complaints guide is available at <https://www.anz.com.au/support/contact-us/compliments-suggestions-complaints/>, alternatively you may wish to:

- Call us:**
- General enquiries **13 13 14**
  - If you're overseas **+61 3 9683 9999**
  - ANZ Complaint Resolution Team on **1800 805 154**
  - If you're deaf, hard of hearing and/or have a speech impairment, call **133 677** or visit the **National Relay Service** at:  
<https://nrschat.nrs.gov.au/nrs/internetrelay>

- Write to us:** ANZ Complaint Resolution Team  
Locked Bag 4050,  
South Melbourne VIC 3205  
or **ANZ online complaints form:**  
<https://www.anz.com.au/support/contact-us/compliments-suggestions-complaints/feedback/>
- Visit us:** At your nearest ANZ branch.  
If you have a Relationship Manager, please feel free to contact them.

If an issue has not been resolved to your satisfaction, you can lodge a complaint with the Australian Financial Complaints Authority (**AFCA**). AFCA provides fair and independent financial services complaint resolution that is free to consumers.

- Call:** **1800 931 678** (free call within Australia), or **+61 1800 931 678** (International)
- Write to:** **Australian Financial Complaints Authority Limited**  
GPO Box 3,  
Melbourne VIC 3001
- Online:** Email: [info@afca.org.au](mailto:info@afca.org.au)  
Web: [www.afca.org.au](http://www.afca.org.au)



# PREMIUM CASH MANAGEMENT STATEMENT

STATEMENT NUMBER 189

21 OCTOBER 2022 TO 23 NOVEMBER 2022

003/421



HERDIS PTY LTD ATF  
CROZIER FAMILY SUPERANNUATION FUND  
1/3 COVE AVE  
MANLY NSW 2095

## WELCOME TO YOUR ANZ ACCOUNT AT A GLANCE

### Account Details

HERDIS PTY LTD ATF  
CROZIER FAMILY SUPERANNUATION FUND

### Branch Number (BSB)

012-330

### Account Number

4906-86905

### Account Descriptor

PREMIUM CASH MANAG

### Opening Balance:

**\$83,392.79**

### Total Deposits:

**\$625.64**

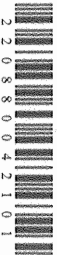
### Total Withdrawals:

**\$60,000.00**

### Closing Balance:

**\$24,018.43**

3288SP902A042821\_MUJ22\_001



490686905\_08198 E-421 S-814 I-1627

## NEED TO GET IN TOUCH?



**ANZ Internet Banking**  
anz.com

OR



**Enquiries: 13 13 14**  
**Lost/Stolen Cards: 1800 033 844**

# PREMIUM CASH MANAGEMENT STATEMENT

Account Number 4906-86905

## Transaction Details

Please retain this statement for taxation purposes

Date	Transaction Details	Withdrawals (\$)	Deposits (\$)	Balance (\$)
<b>2022</b>				
<b>21 OCT</b>	<b>OPENING BALANCE</b>			<b>83,392.79</b>
24 OCT	<b>ANZ INTERNET BANKING FUNDS TFER</b> TRANSFER 127561 TO 012012644863792	30,000.00		53,392.79
31 OCT	<b>CREDIT INTEREST PAID</b>		1.31	53,394.10
03 NOV	<b>TRANSFER</b> FROM SPHERIA EMERGING CM-72438		624.33	54,018.43
03 NOV	<b>ANZ INTERNET BANKING FUNDS TFER</b> TRANSFER 929719 TO 012012644863792	30,000.00		24,018.43
	<b>TOTALS AT END OF PAGE</b>	<b>\$60,000.00</b>	<b>\$625.64</b>	
	<b>TOTALS AT END OF PERIOD</b>	<b>\$60,000.00</b>	<b>\$625.64</b>	<b>\$24,018.43</b>

### This Statement Includes

Interest earned on deposits	\$1.31
-----------------------------	--------





# PREMIUM CASH MANAGEMENT STATEMENT

STATEMENT NUMBER 188

23 SEPTEMBER 2022 TO 21 OCTOBER 2022

003/250



HERDIS PTY LTD ATF  
CROZIER FAMILY SUPERANNUATION FUND  
1/3 COVE AVE  
MANLY NSW 2095

## WELCOME TO YOUR ANZ ACCOUNT AT A GLANCE

### Account Details

HERDIS PTY LTD ATF  
CROZIER FAMILY SUPERANNUATION FUND

### Branch Number (BSB)

012-330

### Account Number

4906-86905

### Account Descriptor

PREMIUM CASH MANAG

### Opening Balance:

\$ **1,942.26**

### Total Deposits:

\$ **81,450.53**

### Total Withdrawals:

\$ **0.00**

### Closing Balance:

\$ **83,392.79**

## NEED TO GET IN TOUCH?




**ANZ Internet Banking**  
anz.com

OR



**Enquiries: 13 13 14**  
**Lost/Stolen Cards: 1800 033 844**



# PREMIUM CASH MANAGEMENT STATEMENT

Account Number 4906-86905

## Transaction Details

Please retain this statement for taxation purposes

Date	Transaction Details	Withdrawals (\$)	Deposits (\$)	Balance (\$)
<b>2022</b>				
23 SEP	<b>OPENING BALANCE</b>			<b>1,942.26</b>
30 SEP	<b>CREDIT INTEREST PAID</b>		0.55	1,942.81
07 OCT	<b>DIVIDEND</b> FROM CLEARBRIDGE 10036309/DISTRIB		1,449.98	3,392.79
17 OCT	<b>TRANSFER</b> FROM CMC MARKETS STOC 22931067 <i>Following closure</i>		80,000.00	83,392.79
<b>TOTALS AT END OF PAGE</b>		<b>\$0.00</b>	<b>\$81,450.53</b>	
<b>TOTALS AT END OF PERIOD</b>		<b>\$0.00</b>	<b>\$81,450.53</b>	<b>\$83,392.79</b>

### This Statement Includes

Interest earned on deposits	\$0.55
-----------------------------	--------

## IMPORTANT INFORMATION

PLEASE CHECK THE ENTRIES AND CALL 13 13 14 REGARDING ANY ERRORS ON THIS STATEMENT.

All entries generated are subject to authorisation and verification, and if necessary, adjustments will appear on a later statement.

Further information in relation to this product (including details of benefits or fees and charges) is available on request and you can access this information by reviewing the Terms and Conditions, and Fees and Charges brochures which can be found at [anz.com](http://anz.com) or by calling **13 13 14**.

If you have a complaint about an ANZ product or service, please contact us and we will try to resolve the issue as quickly as possible. Our customer complaints guide is available at <https://www.anz.com.au/support/contact-us/compliments-suggestions-complaints/>, alternatively you may wish to:

- Call us:**
- General enquiries **13 13 14**
  - If you're overseas **+61 3 9683 9999**
  - ANZ Complaint Resolution Team on **1800 805 154**
  - If you're deaf, hard of hearing and/or have a speech impairment, call **133 677** or visit the **National Relay Service** at:  
<https://nrschat.nrsccall.gov.au/nrs/internetrelay>

- Write to us:** ANZ Complaint Resolution Team  
Locked Bag 4050,  
South Melbourne VIC 3205  
or **ANZ online complaints form:**  
<https://www.anz.com.au/support/contact-us/compliments-suggestions-complaints/feedback/>

- Visit us:** At your nearest ANZ branch.  
If you have a Relationship Manager, please feel free to contact them.

If an issue has not been resolved to your satisfaction, you can lodge a complaint with the Australian Financial Complaints Authority (AFCA). AFCA provides fair and independent financial services complaint resolution that is free to consumers.

- Call:** **1800 931 678** (free call within Australia),  
or **+61 1800 931 678** (International)
- Write to:** **Australian Financial Complaints Authority Limited**  
GPO Box 3,  
Melbourne VIC 3001
- Online:** Email: [info@afca.org.au](mailto:info@afca.org.au)  
Web: [www.afca.org.au](http://www.afca.org.au)



# PREMIUM CASH MANAGEMENT STATEMENT

STATEMENT NUMBER 187

23 AUGUST 2022 TO 23 SEPTEMBER 2022

003/232



HERDIS PTY LTD ATF  
CROZIER FAMILY SUPERANNUATION FUND  
1/3 COVE AVE  
MANLY NSW 2095

## WELCOME TO YOUR ANZ ACCOUNT AT A GLANCE

### Account Details

HERDIS PTY LTD ATF  
CROZIER FAMILY SUPERANNUATION FUND

### Branch Number (BSB)

012-330

### Account Number

4906-86905

### Account Descriptor

PREMIUM CASH MANAG

### Opening Balance:

\$ **19,893.84**

### Total Deposits:

\$ **5,048.42**

### Total Withdrawals:

\$ **23,000.00**

### Closing Balance:

\$ **1,942.26**

## NEED TO GET IN TOUCH?




**ANZ Internet Banking**  
anz.com

OR



**Enquiries: 13 13 14**  
**Lost/Stolen Cards: 1800 033 844**



# PREMIUM CASH MANAGEMENT STATEMENT

Account Number 4906-86905

## Transaction Details

Please retain this statement for taxation purposes

Date	Transaction Details	Withdrawals (\$)	Deposits (\$)	Balance (\$)
<b>2022</b>				
<b>23 AUG</b>	<b>OPENING BALANCE</b>			<b>19,893.84</b>
31 AUG	<b>CREDIT INTEREST PAID</b>		0.90	19,894.74
20 SEP	<b>ANZ INTERNET BANKING FUNDS TFER</b> TRANSFER 454894 TO 012012644863792	18,000.00		1,894.74
21 SEP	<b>TRANSFER</b> FROM CMC MARKETS STOC 22643065		5,047.52	6,942.26
23 SEP	<b>ANZ INTERNET BANKING FUNDS TFER</b> TRANSFER 304735 TO 012012644863792	5,000.00		1,942.26
	<b>TOTALS AT END OF PAGE</b>	<b>\$23,000.00</b>	<b>\$5,048.42</b>	
	<b>TOTALS AT END OF PERIOD</b>	<b>\$23,000.00</b>	<b>\$5,048.42</b>	<b>\$1,942.26</b>

### This Statement Includes

Interest earned on deposits	\$0.90
-----------------------------	--------



# PREMIUM CASH MANAGEMENT STATEMENT

STATEMENT NUMBER 186  
22 JULY 2022 TO 23 AUGUST 2022

003/413



HERDIS PTY LTD ATF  
CROZIER FAMILY SUPERANNUATION FUND  
1/3 COVE AVE  
MANLY NSW 2095

*JUNE to JULY WITH  
CAC R1500*

## WELCOME TO YOUR ANZ ACCOUNT AT A GLANCE

### Account Details

HERDIS PTY LTD ATF  
CROZIER FAMILY SUPERANNUATION FUND

### Branch Number (BSB)

012-330

### Account Number

4906-86905

### Account Descriptor

PREMIUM CASH MANAG

### Opening Balance:

\$ **19,893.47**

### Total Deposits:

\$ **0.37**

### Total Withdrawals:

\$ **0.00**

### Closing Balance:

\$ **19,893.84**

## NEED TO GET IN TOUCH?



**ANZ Internet Banking**  
anz.com

OR



**Enquiries: 13 13 14**  
**Lost/Stolen Cards: 1800 033 844**



# PREMIUM CASH MANAGEMENT STATEMENT

Account Number 4906-86905

## Transaction Details

Please retain this statement for taxation purposes

Date	Transaction Details	Withdrawals (\$)	Deposits (\$)	Balance (\$)
<b>2022</b>				
<b>22 JUL</b>	<b>OPENING BALANCE</b>			<b>19,893.47</b>
29 JUL	<b>CREDIT INTEREST PAID</b>		0.37	19,893.84
<b>TOTALS AT END OF PAGE</b>		<b>\$0.00</b>	<b>\$0.37</b>	
<b>TOTALS AT END OF PERIOD</b>		<b>\$0.00</b>	<b>\$0.37</b>	<b>\$19,893.84</b>

This Statement Includes

Interest earned on deposits	\$0.37
-----------------------------	--------

## IMPORTANT INFORMATION

PLEASE CHECK THE ENTRIES AND CALL 13 13 14 REGARDING ANY ERRORS ON THIS STATEMENT.

All entries generated are subject to authorisation and verification, and if necessary, adjustments will appear on a later statement.

Further information in relation to this product (including details of benefits or fees and charges) is available on request and you can access this information by reviewing the Terms and Conditions, and Fees and Charges brochures which can be found at [anz.com](http://anz.com) or by calling 13 13 14.

If you have a complaint about an ANZ product or service, please contact us and we will try to resolve the issue as quickly as possible. Our customer complaints guide is available at <https://www.anz.com.au/support/contact-us/compliments-suggestions-complaints/>, alternatively you may wish to:

- Call us:**
- General enquiries **13 13 14**
  - If you're overseas **+61 3 9683 9999**
  - ANZ Complaint Resolution Team on **1800 805 154**
  - If you're deaf, hard of hearing and/or have a speech impairment, call **133 677** or visit the **National Relay Service** at: <https://nrschat.nrsccall.gov.au/nrs/internetrelay>

- Write to us:** ANZ Complaint Resolution Team  
Locked Bag 4050,  
South Melbourne VIC 3205  
or **ANZ online complaints form:**  
<https://www.anz.com.au/support/contact-us/compliments-suggestions-complaints/feedback/>

- Visit us:** At your nearest ANZ branch.  
If you have a Relationship Manager, please feel free to contact them.

If an issue has not been resolved to your satisfaction, you can lodge a complaint with the Australian Financial Complaints Authority (AFCA). AFCA provides fair and independent financial services complaint resolution that is free to consumers.

- Call:** **1800 931 678** (free call within Australia), or **+61 1800 931 678** (International)
- Write to:** **Australian Financial Complaints Authority Limited**  
GPO Box 3,  
Melbourne VIC 3001
- Online:** Email: [info@afca.org.au](mailto:info@afca.org.au)  
Web: [www.afca.org.au](http://www.afca.org.au)



# PREMIUM CASH MANAGEMENT STATEMENT

STATEMENT NUMBER 185  
23 JUNE 2022 TO 22 JULY 2022

003/246



HERDIS PTY LTD ATF  
CROZIER FAMILY SUPERANNUATION FUND  
1/3 COVE AVE  
MANLY NSW 2095

204RSP902A023026\_MU22\_001

## WELCOME TO YOUR ANZ ACCOUNT AT A GLANCE

### Account Details

HERDIS PTY LTD ATF  
CROZIER FAMILY SUPERANNUATION FUND

### Branch Number (BSB)

012-330

### Account Number

4906-86905

### Account Descriptor

PREMIUM CASH MANAG

Opening Balance:

**\$2,435.04**

Total Deposits:

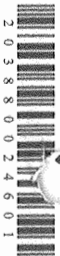
**\$17,458.43**

Total Withdrawals:

**\$0.00**

Closing Balance:

**\$19,893.47**



2 0 3 8 8 0 0 2 4 6 0 1

490686905\_07908 E-246 S-471 1-941

## NEED TO GET IN TOUCH?



**ANZ Internet Banking**  
anz.com

OR



**Enquiries: 13 13 14**  
**Lost/Stolen Cards: 1800 033 844**

# PREMIUM CASH MANAGEMENT STATEMENT

Account Number 4906-86905

## Transaction Details

Please retain this statement for taxation purposes

Date	Transaction Details	Withdrawals (\$)	Deposits (\$)	Balance (\$)
<b>2022</b>				
<b>23 JUN</b>	<b>OPENING BALANCE</b>			<b>2,435.04</b>
14 JUL	<b>DIVIDEND</b> FROM PERPETUAL 20017/BHGE_A		5,204.72	7,639.76
14 JUL	<b>DIVIDEND</b> FROM CLEARBRIDGE 10036309/DISTRIB		8,023.50	15,663.26
20 JUL	<b>DIVIDEND</b> FROM COOPER INVESTORS 200007599		7.66	15,670.92
20 JUL	<b>TRANSFER</b> FROM OPHIR HIGH CONVI REF: 2644654		3,341.03	19,011.95
21 JUL	<b>TRANSFER</b> FROM MHHT REDEMP/ DIS REF: 2635255		881.52	19,893.47
	<b>TOTALS AT END OF PAGE</b>	<b>\$0.00</b>	<b>\$17,458.43</b>	
	<b>TOTALS AT END OF PERIOD</b>	<b>\$0.00</b>	<b>\$17,458.43</b>	<b>\$19,893.47</b>

## IMPORTANT INFORMATION

PLEASE CHECK THE ENTRIES AND CALL 13 13 14 REGARDING ANY ERRORS ON THIS STATEMENT.

All entries generated are subject to authorisation and verification, and if necessary, adjustments will appear on a later statement.

Further information in relation to this product (including details of benefits or fees and charges) is available on request and you can access this information by reviewing the Terms and Conditions, and Fees and Charges brochures which can be found at [anz.com](http://anz.com) or by calling **13 13 14**.

If you have a complaint about an ANZ product or service, please contact us and we will try to resolve the issue as quickly as possible. Our customer complaints guide is available at <https://www.anz.com.au/support/contact-us/compliments-suggestions-complaints/>, alternatively you may wish to:

- Call us:**
- General enquiries **13 13 14**
  - If you're overseas **+61 3 9683 9999**
  - ANZ Complaint Resolution Team on **1800 805 154**
  - If you're deaf, hard of hearing and/or have a speech impairment, call **133 677** or visit the **National Relay Service** at:  
<https://nrschat.nrs.call.gov.au/nrs/internetrelay>

**Write to us:** ANZ Complaint Resolution Team  
Locked Bag 4050,  
South Melbourne VIC 3205  
or **ANZ online complaints form:**  
<https://www.anz.com.au/support/contact-us/compliments-suggestions-complaints/feedback/>

**Visit us:** At your nearest ANZ branch.  
If you have a Relationship Manager, please feel free to contact them.


If an issue has not been resolved to your satisfaction, you can lodge a complaint with the Australian Financial Complaints Authority (AFCA). AFCA provides fair and independent financial services complaint resolution that is free to consumers.

**Call:** **1800 931 678** (free call within Australia), or **+61 1800 931 678** (International)  
**Online:** Email: [info@afca.org.au](mailto:info@afca.org.au)  
Web: [www.afca.org.au](http://www.afca.org.au)

**Write to us:** **Australian Financial Complaints Authority Limited**  
GPO Box 3,  
Melbourne VIC 3001



CASH MAT A/C



# Macquarie Cash Management Account

MACQUARIE BANK LIMITED  
ABN 46 008 583 542 AFSL 237502

**enquiries** 1800 806 310  
transact@macquarie.com  
www.macquarie.com.au

GPO Box 2520  
Sydney, NSW 2001

1 Shelley Street  
Sydney, NSW 2000



003 24692

HERDIS PTY LTD  
C/ DIXON ADVISORY  
U 1 3 COVE AVE  
MANLY NSW 2095

**account balance** **\$4,056.89**  
as at 30 Jun 23

**account name** HERDIS PTY LTD ATF CROZIER FAMILY  
SUPERANNUATION FUND  
**account no.** 967027491

transaction	description	debits	credits	balance
30.12.22	OPENING BALANCE			11,952.70
31.01.23	Interest MACQUARIE CMA INTEREST PAID*		22.08	11,974.78
17.02.23	Deposit ATO ATO002000017894060		26,475.40	38,450.18
28.02.23	Interest MACQUARIE CMA INTEREST PAID*		38.33	38,488.51
21.03.23	Deposit CMC MARKETS STOC 24797352		165,000.00	203,488.51
30.03.23	Funds transfer TRANSACT FUNDS TFR TO HERDIS ATF CROZIER	100,000.00		103,488.51
31.03.23	Interest MACQUARIE CMA INTEREST PAID*		176.79	103,665.30
28.04.23	Interest MACQUARIE CMA INTEREST PAID*		186.76	103,852.06
08.05.23	Funds transfer TRANSACT FUNDS TFR TO HERDIS ATF CROZIER	50,000.00		53,852.06
15.05.23	Funds transfer TRANSACT FUNDS TFR TO HERDIS PTY LTD ATF	10,000.00		43,852.06
31.05.23	Interest MACQUARIE CMA INTEREST PAID*		136.34	43,988.40
22.06.23	Funds transfer Herdis to Herdis	40,000.00		3,988.40

## how to make a transaction

**online**  
Log in to [www.macquarie.com.au/personal](http://www.macquarie.com.au/personal)

**by phone**  
Call 133 275 to make a phone transaction

**transfers from another bank account**  
Transfer funds from another bank to this account:  
BSB 182 512  
ACCOUNT NO. 967027491

## deposits using BPay

From another bank



Bill code: 667022  
Ref: 967 027 491

continued on next



# Macquarie Cash Management Account

enquiries 1800 806 310

**account name** HERDIS PTY LTD ATF CROZIER FAMILY  
SUPERANNUATION FUND  
**account no.** 967027491

	transaction	description	debits	credits	balance
30.06.23	Interest	MACQUARIE CMA INTEREST PAID*		68.49	4,056.89
		CLOSING BALANCE AS AT 30 JUN 23	200,000.00	192,104.19	4,056.89

\* Stepped interest rates for the period 31 December to 21 February: balances \$0.00 to \$4,999.99 earned 2.10% balances \$5,000.00 and above earned 2.10%pa (53 days); 22 February to 21 March: balances \$0.00 to \$4,999.99 earned 2.20% balances \$5,000.00 and above earned 2.20%pa (28 days); 22 March to 18 May: balances \$0.00 to \$4,999.99 earned 2.35% balances \$5,000.00 and above earned 2.35%pa (58 days); 19 May to 22 June: balances \$0.00 to \$4,999.99 earned 2.60% balances \$5,000.00 and above earned 2.60%pa (35 days); 23 June to 30 June: balances \$0.00 to \$4,999.99 earned 2.85% balances \$5,000.00 and above earned 2.85%pa (8 days)

continued on next

page 3 of 5 statement no. 8  
from 30 Jun 22 to 30 Dec 22



Macquarie Cash Management Account

enquiries 1800 806 310

account name HERDIS PTY LTD ATF CROZIER FAMILY  
SUPERANNUATION FUND  
account no. 967027491

transaction	description	debits	credits	balance
31.10.22	Interest		212.26	155,704.50
07.11.22	Funds transfer	50,000.00		105,704.50
30.11.22	Interest		163.05	105,867.55
21.12.22	Deposit		705,921.32	811,788.87
22.12.22	Direct debit	800,000.00		11,788.87
30.12.22	Interest		163.83	11,952.70
	CLOSING BALANCE AS AT 30 DEC 22	930,000.00	774,122.86	11,952.70

\* Stepped interest rates for the period 1 July to 13 July: balances \$0.00 to \$4,999.99 earned 0.35% balances \$5,000.00 and above earned 0.35% pa (13 days); 14 July to 11 August: balances \$0.00 to \$4,999.99 earned 0.60% balances \$5,000.00 and above earned 0.60% pa (29 days); 12 August to 15 September: balances \$0.00 to \$4,999.99 earned 1.00% balances \$5,000.00 and above earned 1.00% pa (35 days); 16 September to 13 October: balances \$0.00 to \$4,999.99 earned 1.35% balances \$5,000.00 and above earned 1.35% pa (28 days); 14 October to 15 November: balances \$0.00 to \$4,999.99 earned 1.60% balances \$5,000.00 and above earned 1.60% pa (33 days); 16 November to 15 December: balances \$0.00 to \$4,999.99 earned 1.85% balances \$5,000.00 and above earned 1.85% pa (30 days); 16 December to 30 December: balances \$0.00 to \$4,999.99 earned 2.10% balances \$5,000.00 and above earned 2.10% pa (15 days)

continued on next

447236

page 2 of 5 statement no. 8  
from 30 Jun 22 to 30 Dec 22



## Macquarie Cash Management Account

enquiries 1800 806 310

account name HERDIS PTY LTD ATF CROZIER FAMILY  
SUPERANNUATION FUND  
account no. 967027491

transaction	description	debits	credits	balance
25.07.22	Deposit		16,835.45	214,378.76
29.07.22	Interest		73.14	214,451.90
29.07.22	Deposit		654.06	215,105.96
05.08.22	Deposit		189.17	215,295.13
11.08.22	Deposit		245.00	215,540.13
16.08.22	Deposit		263.46	215,803.59
16.08.22	Deposit		535.70	216,339.29
19.08.22	Deposit		2,707.95	219,047.24
23.08.22	Deposit		976.32	220,023.56
23.08.22	Deposit		931.66	220,955.22
30.08.22	Deposit		1,108.80	222,064.02
31.08.22	Interest		166.01	222,230.03
31.08.22	Deposit		1,505.26	223,735.29
14.09.22	Deposit		245.00	223,980.29
14.09.22	Deposit		535.70	224,515.99
15.09.22	Deposit		700.00	225,215.99
15.09.22	Deposit		496.76	225,712.75
16.09.22	Deposit		1,120.00	226,832.75
16.09.22	Deposit		290.07	227,122.82
21.09.22	Deposit		1,116.18	228,239.00
21.09.22	Deposit		2,550.00	230,789.00
21.09.22	Deposit		840.00	231,629.00
23.09.22	Deposit		2,431.90	234,060.90
30.09.22	Interest		220.47	234,281.37
30.09.22	Deposit		935.75	235,217.12
06.10.22	Deposit		275.12	235,492.24
06.10.22	Funds transfer	80,000.00		155,492.24

continued on next

447236



HERDIS PTY LTD <CROZIER FAMILY S/FUND A/C>  
UNIT 1 3 COVE AVENUE  
MANLY NSW 2095  
AUSTRALIA

## Confirmations

Period: 01/07/2022 - 30/06/2023

Trading Account Number: 686975

Code	Confirmation No.	Type	Trade Date	Settlement Date	Price	Quantity	Brokerage	GST	Other fees	Consideration
JNO	20409893	Sell	23/09/2022	27/09/2022	0.115	6126	18.14	1.81	0.00	684.54
MP1	20745932	Buy	28/10/2022	01/11/2022	5.970	5000	27.14	2.71	0.00	29,879.85
MP1	20840743	Buy	07/11/2022	09/11/2022	5.760	5000	26.18	2.62	0.00	28,828.80
IVZ	21344173	Buy	30/12/2022	04/01/2023	0.290	35000	10.00	1.00	0.00	10,161.00
MP1	21474999	Sell	16/01/2023	18/01/2023	7.270	6175	40.81	4.08	0.00	44,847.36
MP1	21504225	Sell	18/01/2023	20/01/2023	7.270	5000	33.05	3.31	0.00	36,313.64
DXI	21776870	Sell	14/02/2023	16/02/2023	3.080	12574	35.21	3.52	0.00	38,689.19
EHL	21776343	Buy	14/02/2023	16/02/2023	0.765	25140	17.48	1.75	0.00	19,251.33
DXI	21799047	Sell	15/02/2023	17/02/2023	3.130	10000	28.45	2.85	0.00	31,268.70
LSF	22090810	Buy	16/03/2023	20/03/2023	2.680	20000	48.73	4.87	0.00	53,653.60
GOLD	22256407	Sell	03/04/2023	05/04/2023	27.150	3640	89.84	8.98	0.00	98,727.18
NAB	22532783	Buy	04/05/2023	08/05/2023	26.500	2000	48.18	4.82	0.00	53,053.00
WDS	22575390	Sell	09/05/2023	11/05/2023	33.574	172	10.00	1.00	0.00	5,763.80
DXS	22921482	Sell	14/06/2023	16/06/2023	8.160	4400	32.64	3.26	0.00	35,868.10
PGG	22972716	Sell	19/06/2023	21/06/2023	1.665	30000	45.41	4.54	0.00	49,900.05
NAB	23002814	Sell	21/06/2023	23/06/2023	26.580	2300	55.58	5.56	0.00	61,072.86
IVZ	23047611	Sell	26/06/2023	28/06/2023	0.110	35000	10.00	1.00	0.00	3,853.96
SGP	23088552	Sell	29/06/2023	03/07/2023	4.040	10310	37.87	3.79	0.00	41,610.74

While every effort has been made to provide you with an accurate transaction summary, we give no warranty of accuracy or reliability and take no responsibility for any errors or omissions including by negligence. You should confirm the information, holdings and valuations contained herein. All prices and values are denominated in AUD unless otherwise indicated. CMC Markets Stockbroking is the trading name of CMC Markets Stockbroking Limited (ABN 69 081 002 851, AFSL No. 246381), a Participant of the Australian Stock Exchange (ASX Group).



BHP Group Limited  
ABN 49 004 028 077

002292 003 BHP



HERDIS PTY LTD  
<CROZIER FAMILY S/FUND A/C>  
UNIT 1 3 COVE AVENUE  
MANLY NSW 2095

## Update Your Details:



[www.computershare.com.au/investor](http://www.computershare.com.au/investor)



(within Australia) 1300 656 780  
(outside Australia) +61 3 9415 4020



Computershare Investor Services Pty Limited  
GPO Box 2975 Melbourne  
Victoria 3001 Australia

## Your Shareholding

SHARE CLASS	HOLDER NUMBER
Ordinary Shares	HIN WITHHELD
TFN/ABN STATUS	DIRECT CREDIT REF NO
Quoted	519947
RECORD DATE	PAYMENT DATE
2 September 2022	22 September 2022

You must keep this document for your tax records.

## BHP Group Limited Shares

### FY2022 Final Dividend Payment - Dividend Statement & Direct Credit Advice

The statement below represents your final dividend for the full year ended 30 June 2022. This dividend is paid at the rate of US\$1.75 (equivalent to A\$2.55183878) per share on your holding of fully paid ordinary shares, registered in your name and entitled to participate as at the Record Date. This dividend has been franked in Australia at a rate of 100% and the company tax rate used to determine the franking credit is 30%. All amounts are in Australian dollars, except where indicated.

Amount per Security	Number of Securities	Franked Amount	Unfranked Amount	Gross Payment
A\$2.55183878	953	A\$2,431.90	A\$0.00	A\$2,431.90
<b>Net Payment</b>				<b>A\$2,431.90</b>
Australian Franking Credit				A\$1,042.24

## Your Payment Instruction

MACQUARIE BANK LTD  
BSB: 182-512  
Account Number: XXXXXXXX91

Amount Deposited

**A\$2,431.90**

If payment cannot be made to the above instruction, you will be issued with a cheque in the same currency as the Amount Deposited.



To start receiving your statements online simply visit [www.computershare.com.au/easyupdate/bhp](http://www.computershare.com.au/easyupdate/bhp)



BHP Group Limited  
ABN 49 004 028 077

013191 000 BHP



HERDIS PTY LTD  
<CROZIER FAMILY S/FUND A/C>  
UNIT 1 3 COVE AVENUE  
MANLY NSW 2095

## Update Your Details:



[www.computershare.com.au/investor](http://www.computershare.com.au/investor)



(within Australia) 1300 656 780  
(outside Australia) +61 3 9415 4020



Computershare Investor Services Pty Limited  
GPO Box 2975 Melbourne  
Victoria 3001 Australia

## Your Shareholding

SHARE CLASS	HOLDER NUMBER
Ordinary Shares	HIN WITHHELD
TFN/ABN STATUS	DIRECT CREDIT REF NO
Quoted	507860
RECORD DATE	PAYMENT DATE
10 March 2023	30 March 2023

You must keep this document for your tax records.

## BHP Group Limited Shares

### FY2023 Interim Dividend Payment - Dividend Statement & Direct Credit Advice

The statement below represents your interim dividend for the half year ended 31 December 2022. This dividend is paid at the rate of 90 US cents (equivalent to A\$1.36363636) per share on your holding of fully paid ordinary shares, registered in your name and entitled to participate as at the Record Date. This dividend has been franked in Australia at a rate of 100% and the company tax rate used to determine the franking credit is 30%. All amounts are in Australian dollars, except where indicated.

Amount per Security	Number of Securities	Franked Amount	Unfranked Amount	Gross Payment
A\$1.36363636	953	A\$1,299.55	A\$0.00	A\$1,299.55
<b>Net Payment</b>				<b>A\$1,299.55</b>
Australian Franking Credit				A\$556.95

## Your Payment Instruction

ANZ INTERNET TRADING NSW  
BSB: 012-012  
Account Number: XXXXXXXX92

Amount Deposited

**A\$1,299.55**

If payment cannot be made to the above instruction, you will be issued with a cheque in the same currency as the Amount Deposited.

# Payment Advice



## EMECO HOLDINGS LIMITED

ABN: 89 112 188 815

HERDIS PTY LTD <CROZIER FAMILY S/FUND A/C>  
UNIT 1 3 COVE AVENUE  
MANLY NSW  
2095

### All Registry communications to:

EMECO HOLDINGS LIMITED  
Locked Bag A14, Sydney South, NSW, 1235  
Telephone: 1300 554 474  
ASX Code: **EHL**  
Email: [ess.operations@linkmarketservices.com.au](mailto:ess.operations@linkmarketservices.com.au)  
Website: [www.linkmarketservices.com.au](http://www.linkmarketservices.com.au)

## DIVIDEND STATEMENT

Reference No.: X\*\*\*\*\*6737  
Payment Date: 30 September 2022  
Record Date: 09 September 2022

Security Description	Dividend Rate per Share	Participating Shares	Unfranked Amount	Franked Amount	Total Payment	Franking Credit
EHL - FULLY PAID ORDINARY SHARE	\$0.0125	74,860	\$0.00	\$935.75	\$935.75	\$401.04
		Less Withholding Tax			\$0.00	
		<b>Net Amount</b>			AUD 935.75	
		Represented By:				
		Direct Credit amount			AUD 935.75	

## BANKING INSTRUCTIONS

The amount of AUD 935.75 was deposited to the bank account detailed below:

MACQUARIE BANK

HERDIS PTY LTD ATF CROZIER FAMI  
**BSB:** 182-512 **ACC:** \*\*\*\*\*7491

DIRECT CREDIT REFERENCE NO.: 1284413018

## FRANKING INFORMATION

Franked Rate per Share	\$0.0125
Franking Percentage	100%
Company Tax Rate	30%

The total amount together with the franking credit (if any) should be disclosed as assessable income in your Australian tax return.

**Note: You may require this statement for taxation purposes. All investors should seek independent advice relevant to their own particular circumstances.**

Please ensure your details are current by viewing and updating via the online service centre.



# Payment Advice



## EMECO HOLDINGS LIMITED

ABN: 89 112 188 815

HERDIS PTY LTD <CROZIER FAMILY S/FUND A/C>  
UNIT 1 3 COVE AVENUE  
MANLY NSW  
2095

### All Registry communications to:

EMECO HOLDINGS LIMITED  
Locked Bag A14, Sydney South, NSW, 1235  
Telephone: 1300 554 474  
ASX Code: **EHL**  
Email: [ess.operations@linkmarketservices.com.au](mailto:ess.operations@linkmarketservices.com.au)  
Website: [www.linkmarketservices.com.au](http://www.linkmarketservices.com.au)

## DIVIDEND STATEMENT

Reference No.: X\*\*\*\*\*6737  
Payment Date: 13 April 2023  
Record Date: 30 March 2023

Security Description	Dividend Rate per Share	Participating Shares	Unfranked Amount	Franked Amount	Total Payment	Franking Credit
EHL - FULLY PAID ORDINARY SHARE	\$0.0125	100,000	\$0.00	\$1,250.00	\$1,250.00	\$535.71
		Less Withholding Tax			\$0.00	
		<b>Net Amount</b>			AUD 1,250.00	
		Represented By:				
		Direct Credit amount			AUD 1,250.00	

## BANKING INSTRUCTIONS

The amount of AUD 1,250.00 was deposited to the bank account detailed below:

ANZ BANK

HERDIS PTY LTD <CROZIER FAMILY S  
**BSB:** 012-012 **ACC:** \*\*\*\*\*3792

DIRECT CREDIT REFERENCE NO.: 1295183302

## FRANKING INFORMATION

Franked Rate per Share \$0.0125  
Franking Percentage 100%  
Company Tax Rate 30%

The total amount together with the franking credit (if any) should be disclosed as assessable income in your Australian tax return.

**Note:** You may require this statement for taxation purposes. All investors should seek independent advice relevant to their own particular circumstances.

Please ensure your details are current by viewing and updating via the online service centre.



UPDATE YOUR INFORMATION:



**Online:**  
www.investorcentre.com/iag  
iag@computershare.com.au  
www.iag.com.au



**By Mail:**  
Computershare Investor Services Pty Limited  
GPO Box 4709 Melbourne  
Victoria 3001 Australia

ENQUIRIES:



(within Australia) 1300 360 688  
(international) +61 3 9415 4210

Holder number: HIN WITHHELD  
Record date: 7 September 2022  
Payment date: 15 September 2022  
Security class: Capital Notes (IAGPD)  
TFN/ABN: Quoted

000379 000 IAG



HERDIS PTY LTD  
<CROZIER FAMILY S/FUND A/C>  
UNIT 1 3 COVE AVENUE  
MANLY NSW 2095

## DISTRIBUTION STATEMENT

The details below relate to the distribution payment on your IAG Capital Notes (IAGPD) for the period commencing 15 June 2022 until 14 September 2022 (being 92 days). This distribution is 70% franked at the company tax rate of 30%, and has been credited to the account detailed below.

Distribution per Capital Note	Number of Capital Notes	Unfranked Amount \$	Franked Amount \$	Withholding Tax \$	Payment Amount \$	Franking Credit \$
\$1.2419	400	149.04	347.72	0.00	496.76	149.02

The payment has been calculated as per section 3.1 of Appendix A: Capital Notes Terms, in the Capital Notes Prospectus dated 29 November 2016, as follows:

$$\text{Distribution per Capital Note (IAGPD)} = \frac{4.9271\% \times \$100 \times 92}{365} = \$1.2419$$

## PAYMENT INSTRUCTIONS

MACQUARIE BANK LTD  
BSB: 182-512  
Account number: XXXXXX91

You will be subject to income tax on any distributions paid on your IAG Capital Notes. IAG is required to provide the ATO with the details of any distributions paid to you. Any imputation credits attaching to these distributions should be available to reduce your income tax payable with any excess being refundable to you provided certain requirements are met. These comments are of a general nature and it is important that you seek your own independent taxation advice specific to your circumstances.

**Please retain this statement to assist you in preparing your tax return. A fee may be charged to replace your payment.**



UPDATE YOUR INFORMATION:



**Online:**  
www.investorcentre.com/iag  
iag@computershare.com.au  
www.iag.com.au



**By Mail:**  
Computershare Investor Services Pty Limited  
GPO Box 4709 Melbourne  
Victoria 3001 Australia

ENQUIRIES:



(within Australia) 1300 360 688  
(international) +61 3 9415 4210

000060 000 IAG



HERDIS PTY LTD  
<CROZIER FAMILY S/FUND A/C>  
UNIT 1 3 COVE AVENUE  
MANLY NSW 2095

Holder number: HIN WITHHELD  
Record date: 7 December 2022  
Payment date: 15 December 2022  
Security class: Capital Notes (IAGPD)  
TFN/ABN: Quoted

## DISTRIBUTION STATEMENT

The details below relate to the distribution payment on your IAG Capital Notes (IAGPD) for the period commencing 15 September 2022 until 14 December 2022 (being 91 days). This distribution is 70% franked at the company tax rate of 30%, and has been credited to the account detailed below.

Distribution per Capital Note	Number of Capital Notes	Unfranked Amount \$	Franked Amount \$	Withholding Tax \$	Payment Amount \$	Franking Credit \$
\$1.4295	400	171.54	400.26	0.00	571.80	171.54

The payment has been calculated as per section 3.1 of Appendix A: Capital Notes Terms, in the Capital Notes Prospectus dated 29 November 2016, as follows:

$$\text{Distribution per Capital Note (IAGPD)} = \frac{5.7333\% \times \$100 \times 91}{365} = \$1.4295$$

## PAYMENT INSTRUCTIONS

ANZ INTERNET TRADING NSW  
BSB: 012-012  
Account number: XXXXXXXX92

You will be subject to income tax on any distributions paid on your IAG Capital Notes. IAG is required to provide the ATO with the details of any distributions paid to you. Any imputation credits attaching to these distributions should be available to reduce your income tax payable with any excess being refundable to you provided certain requirements are met. These comments are of a general nature and it is important that you seek your own independent taxation advice specific to your circumstances.

**Please retain this statement to assist you in preparing your tax return. A fee may be charged to replace your payment.**



UPDATE YOUR INFORMATION:



**Online:**  
www.investorcentre.com/iag  
iag@computershare.com.au  
www.iag.com.au



**By Mail:**  
Computershare Investor Services Pty Limited  
GPO Box 4709 Melbourne  
Victoria 3001 Australia

000060 000 IAG



HERDIS PTY LTD  
<CROZIER FAMILY S/FUND A/C>  
UNIT 1 3 COVE AVENUE  
MANLY NSW 2095

ENQUIRIES:



(within Australia) 1300 360 688  
(international) +61 3 9415 4210

Holder number: HIN WITHHELD  
Record date: 16 December 2022  
Payment date: 22 December 2022  
Security class: Capital Notes (IAGPD)  
TFN/ABN: Quoted

## DISTRIBUTION STATEMENT

The details below relate to the First Pro Rata Distribution payment on your IAG Capital Notes (IAGPD) for the period commencing 15 December 2022 until 21 December 2022 (being 7 days) (please refer to the letter sent to IAG Capital Notes (IAGPD) holders dated 21 November 2022 for further details). This distribution is 70% franked at the company tax rate of 30%, and has been credited to the account detailed below.

Distribution per Capital Note	Number of Capital Notes	Unfranked Amount \$	Franked Amount \$	Withholding Tax \$	Payment Amount \$	Franking Credit \$
\$0.116	400	13.92	32.48	0.00	46.40	13.92

The payment has been calculated as per section 3.1 of Appendix A: Capital Notes Terms, in the Capital Notes Prospectus dated 29 November 2016, as follows:

$$\text{Distribution per Capital Note (IAGPD)} = \frac{6.0514\% \times \$100 \times 7}{365} = \$0.116$$

## PAYMENT INSTRUCTIONS

ANZ INTERNET TRADING NSW  
BSB: 012-012  
Account number: XXXXXXXX92

You will be subject to income tax on any distributions paid on your IAG Capital Notes. IAG is required to provide the ATO with the details of any distributions paid to you. Any imputation credits attaching to these distributions should be available to reduce your income tax payable with any excess being refundable to you provided certain requirements are met. These comments are of a general nature and it is important that you seek your own independent taxation advice specific to your circumstances.

**Please retain this statement to assist you in preparing your tax return. A fee may be charged to replace your payment.**



UPDATE YOUR INFORMATION:



**Online:**  
www.investorcentre.com/iag  
iag@computershare.com.au  
www.iag.com.au



**By Mail:**  
Computershare Investor Services Pty Limited  
GPO Box 4709 Melbourne  
Victoria 3001 Australia

000053 000 IAG



HERDIS PTY LTD  
<CROZIER FAMILY S/FUND A/C>  
UNIT 1 3 COVE AVENUE  
MANLY NSW 2095

ENQUIRIES:



(within Australia) 1300 360 688  
(international) +61 3 9415 4210

Holder number: HIN WITHHELD  
Record date: 7 March 2023  
Payment date: 15 March 2023  
Security class: Capital Notes (IAGPD)  
TFN/ABN: Quoted

## DISTRIBUTION STATEMENT

The details below relate to the Second Pro Rata Distribution payment on your IAG Capital Notes (IAGPD) for the period commencing 22 December 2022 until 14 March 2023 (being 83 days) (in accordance with the amended IAGPD terms dated 21 November 2022). This distribution is 30% franked at the company tax rate of 30%, and has been credited to the account detailed below.

Distribution per Capital Note	Number of Capital Notes	Unfranked Amount \$	Franked Amount \$	Withholding Tax \$	Payment Amount \$	Franking Credit \$
\$1.5851	400	443.84	190.20	0.00	634.04	81.51

The payment has been calculated as per section 3.1 of Appendix A: Capital Notes Terms, in the Capital Notes Prospectus dated 29 November 2016 and the amended IAGPD terms dated 21 November 2022, as follows:

$$\text{Distribution per Capital Note (IAGPD)} = \frac{6.9706\% \times \$100 \times 83}{365} = \$1.5851$$

## PAYMENT INSTRUCTIONS

ANZ INTERNET TRADING NSW  
BSB: 012-012  
Account number: XXXXXXXX92

You will be subject to income tax on any distributions paid on your IAG Capital Notes. IAG is required to provide the ATO with the details of any distributions paid to you. Any imputation credits attaching to these distributions should be available to reduce your income tax payable with any excess being refundable to you provided certain requirements are met. These comments are of a general nature and it is important that you seek your own independent taxation advice specific to your circumstances.

**Please retain this statement to assist you in preparing your tax return. A fee may be charged to replace your payment.**



UPDATE YOUR INFORMATION:



**Online:**  
www.investorcentre.com/iag  
iag@computershare.com.au  
www.iag.com.au



**By Mail:**  
Computershare Investor Services Pty Limited  
GPO Box 4709 Melbourne  
Victoria 3001 Australia

ENQUIRIES:



(within Australia) 1300 360 688  
(international) +61 3 9415 4210

000050 000 IAG



HERDIS PTY LTD  
<CROZIER FAMILY S/FUND A/C>  
UNIT 1 3 COVE AVENUE  
MANLY NSW 2095

Holder number: HIN WITHHELD  
Record date: 7 June 2023  
Payment date: 15 June 2023  
Security class: Capital Notes (IAGPD)  
TFN/ABN: Quoted

## FINAL DISTRIBUTION AND REDEMPTION STATEMENT

The payment below comprises the final distribution and redemption payment on your IAG Capital Notes (IAGPD) following IAG's notification to redeem the Capital Notes on 31 March 2023. The final distribution payment is for the period commencing 15 March 2023 until 14 June 2023 (being 92 days), and is 30% franked at the company tax rate of 30%. The Redemption Amount is the face value of \$100 per Capital Note held.

Payment Rate per Capital Note	Number of Capital Notes	Unfranked Amount \$	Franked Amount \$	Withholding Tax \$	Payment Amount \$	Franking Credit \$
\$1.8667*	400	522.68	224.00	0.00	746.68	96.00
\$100.00**	400	-	-	-	40,000.00	
<b>Total Amount \$</b>					<b>40,746.68</b>	

\*The distribution payment has been calculated as per section 3.1 of Appendix A: Capital Notes Terms, in the Capital Notes Prospectus dated 29 November 2016 and the amended IAGPD terms dated 21 November 2022, as follows:

$$\text{Distribution per Capital Note (IAGPD)} = \frac{7.4060\% \times \$100 \times 92}{365} = \$1.8667$$

\*\*Subject to the IAGPD Redemption Terms, each holder will receive the face value of \$100.00 (Redemption Amount) per Capital Note.

## PAYMENT INSTRUCTIONS

ANZ INTERNET TRADING NSW  
BSB: 012-012  
Account Number: XXXXXXX92

You will be subject to income tax on any distributions paid on your IAG Capital Notes. IAG is required to provide the ATO with the details of any distributions paid to you. Any imputation credits attaching to these distributions should be available to reduce your income tax payable with any excess being refundable to you provided certain requirements are met. These comments are of a general nature and it is important that you seek your own independent taxation advice specific to your circumstances.

**Please retain this statement to assist you in preparing your tax return. A fee may be charged to replace your payment.**

# Payment Advice



## IPH LIMITED

ABN: 49 169 015 838

HERDIS PTY LTD <CROZIER FAMILY S/FUND A/C>  
UNIT 1 3 COVE AVENUE  
MANLY NSW  
2095

**All Registry communications to:**  
C/- Link Market Services Limited  
Locked Bag A14, Sydney South, NSW, 1235  
Telephone: 1300 554 474  
ASX Code: **IPH**  
Email: [registrars@linkmarketservices.com.au](mailto:registrars@linkmarketservices.com.au)  
Website: [www.linkmarketservices.com.au](http://www.linkmarketservices.com.au)

## DIVIDEND STATEMENT

Reference No.: X\*\*\*\*\*6737  
Payment Date: 16 September 2022  
Record Date: 24 August 2022

Security Description	Dividend Rate per Share	Participating Shares	Unfranked Amount	Franked Amount	Total Payment	Franking Credit
IPH - FULLY PAID ORDINARY SHARES	\$0.16	7,000	\$560.00	\$560.00	\$1,120.00	\$240.00
			Less Withholding Tax		\$0.00	
			<b>Net Amount</b>		AUD 1,120.00	
			Represented By:			
			Direct Credit amount		AUD 1,120.00	

## BANKING INSTRUCTIONS

The amount of AUD 1,120.00 was deposited to the bank account detailed below:

MACQUARIE BANK

HERDIS PTY LTD ATF CROZIER FAMI  
BSB: 182-512 ACC: \*\*\*\*\*7491

DIRECT CREDIT REFERENCE NO.: 1281311871

## FRANKING INFORMATION

Franked Rate per Share	\$0.08
Franking Percentage	50%
Company Tax Rate	30%

## AUSTRALIAN TAX INFORMATION (A\$)

Income Description	Amount
Conduit Foreign Income (CFI)	\$560.00
Nil CFI	\$0.00
Total unfranked Income	\$560.00

Withholding tax is not payable by non-residents on the Conduit Foreign Income portion of the unfranked dividend amount.  
The total amount together with the franking credit (if any) should be disclosed as assessable income in your Australian tax return.

**Note: You may require this statement for taxation purposes. All investors should seek independent advice relevant to their own particular circumstances.**

Please ensure your details are current by viewing and updating via the online service centre.

# Payment Advice



## IPH LIMITED

ABN: 49 169 015 838

HERDIS PTY LTD <CROZIER FAMILY S/FUND A/C>  
UNIT 1 3 COVE AVENUE  
MANLY NSW  
2095

### All Registry communications to:

C/- Link Market Services Limited  
Locked Bag A14, Sydney South, NSW, 1235  
Telephone: 1300 554 474  
ASX Code: **IPH**  
Email: [registrars@linkmarketservices.com.au](mailto:registrars@linkmarketservices.com.au)  
Website: [www.linkmarketservices.com.au](http://www.linkmarketservices.com.au)

## DIVIDEND STATEMENT

Reference No.: X\*\*\*\*\*6737  
Payment Date: 17 March 2023  
Record Date: 22 February 2023

Security Description	Dividend Rate per Share	Participating Shares	Unfranked Amount	Franked Amount	Total Payment	Franking Credit
IPH - FULLY PAID ORDINARY SHARES	\$0.155	7,000	\$651.00	\$434.00	\$1,085.00	\$186.00
			Less Withholding Tax		\$0.00	
			<b>Net Amount</b>		AUD 1,085.00	
			Represented By:			
			Direct Credit amount		AUD 1,085.00	

## BANKING INSTRUCTIONS

The amount of AUD 1,085.00 was deposited to the bank account detailed below:

ANZ BANK

HERDIS PTY LTD <CROZIER FAMILY S  
BSB: 012-012 ACC: \*\*\*\*\*3792

DIRECT CREDIT REFERENCE NO.: 1291097758

## FRANKING INFORMATION

Franked Rate per Share	\$0.062
Franking Percentage	40%
Company Tax Rate	30%

## AUSTRALIAN TAX INFORMATION (A\$)

Income Description	Amount
Conduit Foreign Income (CFI)	\$651.00
Nil CFI	\$0.00
Total unfranked Income	\$651.00

Withholding tax is not payable by non-residents on the Conduit Foreign Income portion of the unfranked dividend amount.  
The total amount together with the franking credit (if any) should be disclosed as assessable income in your Australian tax return.

**Note: You may require this statement for taxation purposes. All investors should seek independent advice relevant to their own particular circumstances.**

Please ensure your details are current by viewing and updating via the online service centre.



# Payment Advice



## L1 LONG SHORT FUND LIMITED

ABN: 47 623 418 539

HERDIS PTY LTD <CROZIER FAMILY S/FUND A/C>  
UNIT 1 3 COVE AVENUE  
MANLY NSW  
2095

### All Registry communications to:

C/- Link Market Services Limited  
Locked Bag A14, Sydney South, NSW, 1235  
Telephone: 1300 554 474  
ASX Code: **LSF**  
Email: [registrars@linkmarketservices.com.au](mailto:registrars@linkmarketservices.com.au)  
Website: [www.linkmarketservices.com.au](http://www.linkmarketservices.com.au)

## DIVIDEND STATEMENT

Reference No.: X\*\*\*\*\*6737  
Payment Date: 30 September 2022  
Record Date: 13 September 2022

Security Description	Dividend Rate per Share	Participating Shares	Unfranked Amount	Franked Amount	Total Payment	Franking Credit
LSF - FULLY PAID ORDINARY SHARES	\$0.045	100,000	\$0.00	\$4,500.00	\$4,500.00	\$1,928.57
		Less Withholding Tax			\$0.00	
		<b>Net Amount</b>			AUD 4,500.00	
		Represented By:				
		Direct Credit amount			AUD 4,500.00	

## BANKING INSTRUCTIONS

The amount of AUD 4,500.00 was deposited to the bank account detailed below:

ANZ BANK

HERDIS PTY LTD <CROZIER FAMILY S  
BSB: 012-012 ACC: \*\*\*\*\*3792

DIRECT CREDIT REFERENCE NO.: 1284767401

## FRANKING INFORMATION

Franked Rate per Share	\$0.045
Franking Percentage	100%
Company Tax Rate	30%

The total amount together with the franking credit (if any) should be disclosed as assessable income in your Australian tax return.

**Note: You may require this statement for taxation purposes. All investors should seek independent advice relevant to their own particular circumstances.**

Please ensure your details are current by viewing and updating via the online service centre.

# Payment Advice



## L1 LONG SHORT FUND LIMITED

ABN: 47 623 418 539

HERDIS PTY LTD <CROZIER FAMILY S/FUND A/C>  
UNIT 1 3 COVE AVENUE  
MANLY NSW  
2095

### All Registry communications to:

C/- Link Market Services Limited  
Locked Bag A14, Sydney South, NSW, 1235  
Telephone: 1300 554 474  
ASX Code: **LSF**  
Email: [registrars@linkmarketservices.com.au](mailto:registrars@linkmarketservices.com.au)  
Website: [www.linkmarketservices.com.au](http://www.linkmarketservices.com.au)

## DIVIDEND STATEMENT

Reference No.: X\*\*\*\*\*6737  
Payment Date: 04 April 2023  
Record Date: 16 March 2023

Security Description	Dividend Rate per Share	Participating Shares	Unfranked Amount	Franked Amount	Total Payment	Franking Credit
LSF - FULLY PAID ORDINARY SHARES	\$0.05	100,000	\$0.00	\$5,000.00	\$5,000.00	\$2,142.86
		Less Withholding Tax			\$0.00	
		<b>Net Amount</b>			AUD 5,000.00	
		Represented By:				
		Direct Credit amount			AUD 5,000.00	

## BANKING INSTRUCTIONS

The amount of AUD 5,000.00 was deposited to the bank account detailed below:

ANZ BANK

HERDIS PTY LTD <CROZIER FAMILY S  
BSB: 012-012 ACC: \*\*\*\*\*3792

DIRECT CREDIT REFERENCE NO.: 1295045067

## FRANKING INFORMATION

Franked Rate per Share	\$0.05
Franking Percentage	100%
Company Tax Rate	30%

The total amount together with the franking credit (if any) should be disclosed as assessable income in your Australian tax return.

**Note: You may require this statement for taxation purposes. All investors should seek independent advice relevant to their own particular circumstances.**

Please ensure your details are current by viewing and updating via the online service centre.



## 2022 Interim Dividend Statement

000077 000 NAB  
HERDIS PTY LTD  
<CROZIER FAMILY S/FUND A/C>  
PO BOX 29  
CROWS NEST NSW 1585

### Contact our Share Registry

[www.investorcentre.com/au](http://www.investorcentre.com/au)

(in Australia) 1300 367 647  
(outside Australia) +61 3 9415 4299

### Holder Identification Number (HIN)

HIN WITHHELD

### Summary of key information

Payment Date 5 July 2022  
Record Date 12 May 2022  
TFN/ABN status Quoted  
ASX code NAB  
Direct Credit Reference No. 1170437

## Interim Dividend for the year ending 30 September 2022

The dividend is 100% franked at the relevant Australian Corporate Tax Rate of 30%.

Ordinary Shares	Dividend Rate per Share	Unfranked Amount	Franked Amount	Franking Credit
7,300	73 cents	\$0.00	\$5,329.00	\$2,283.86

### Dividend Summary

7,300 shares x 73 cents = \$5,329.00

## Payment details

The cash dividend amount of \$5,329.00 has been credited to:

MACQUARIE BANK LTD  
BSB: 182-512 ACC: \*\*\*\*\*7491

## Tax information

Australian resident shareholders

**Franked Amount:** This should be included in your assessable income.


**Franking Credit:** This may also need to be included in your assessable income. This amount may be available as a tax offset to reduce your income tax liability.

If you are unsure of the tax treatment of your dividend, please contact your accountant or taxation adviser.

**Dividend Amount**

**\$5,329.00**

## 2022 Final Dividend Statement

006256 000 NAB  
  
 HERDIS PTY LTD  
 <CROZIER FAMILY S/FUND A/C>  
 UNIT 1 3 COVE AVENUE  
 MANLY NSW 2095

### Contact our Share Registry

[www.investorcentre.com/au](http://www.investorcentre.com/au)

(in Australia) 1300 367 647  
 (outside Australia) +61 3 9415 4299

### Holder Identification Number (HIN)

HIN WITHHELD

### Summary of key information

Payment Date	14 December 2022
Record Date	16 November 2022
TFN/ABN status	Quoted
ASX code	NAB
Direct Credit Reference No.	662579

## Final Dividend for the year ended 30 September 2022

The dividend is 100% franked at the relevant Australian Corporate Tax Rate of 30%.

Ordinary Shares	Dividend Rate per Share	Unfranked Amount	Franked Amount	Franking Credit
7,300	78 cents	\$0.00	\$5,694.00	\$2,440.29

### Dividend Summary

7,300 shares x 78 cents = \$5,694.00

## Payment details

The cash dividend amount of \$5,694.00 has been credited to:

ANZ INTERNET TRADING NSW  
 BSB: 012-012 ACC: \*\*\*\*\*3792

## Tax information

### Australian resident shareholders

**Franked Amount:** This should be included in your assessable income.

**Franking Credit:** This may also need to be included in your assessable income. This amount may be available as a tax offset to reduce your income tax liability.

### New Zealand tax resident shareholders

New Zealand tax law requires us to notify shareholders that New Zealand imputation credits have been attached to this dividend at a rate of NZ\$0.07 per share. These credits are only relevant for shareholders required to file a New Zealand income tax return.

The aggregate of the dividend amount together with the attached New Zealand imputation credits is NZ\$6,712.90.

If you are unsure of the tax treatment of your dividend, please contact your accountant or taxation adviser.

**Dividend Amount**

**\$5,694.00**

# Dividend Payments

## NAOS Emerging Opportunities Company Limited

HERDIS PTY LTD

<CROZIER FAMILY S/FUND A/C>

UNIT 1 3 COVE AVENUE

MANLY NSW 2095

Security	Date	Method	No. of Securities	Dividend (\$)	Franking (\$)	Imputed Credit (\$)	Unfranked (\$)	Tax (\$)	Net Dividend (\$)	Exchange Rate	Cash Payment	Payment ID	Receipt Currency	Status
Fully Paid Ordinary Shares	20-Apr-2023	EFT	5,000	187.50	93.75	31.25	93.75	0.00	187.50	1.0000	187.50	233467704	AUD	Initial
Fully Paid Ordinary Shares	28-Oct-2022	EFT	5,000	187.50	93.75	31.25	93.75	0.00	187.50	1.0000	187.50	227299076	AUD	Initial

# Dividend Payments

## NAOS Small Cap Opportunities Company Limited


HERDIS PTY LTD

<CROZIER FAMILY S/FUND A/C>

UNIT 1 3 COVE AVENUE

MANLY NSW 2095

Security	Date	Method	No. of Securities	Dividend (\$)	Franking (\$)	Imputed Credit (\$)	Unfranked (\$)	Tax (\$)	Net Dividend (\$)	Exchange Rate	Cash Payment	Payment ID	Receipt Currency	Status
Fully Paid Ordinary Shares	05-Jun-2023	EFT	80,000	1,000.00	1,000.00	428.57	0.00	0.00	1,000.00	1.0000	1,000.00	234177004	AUD	Initial
Fully Paid Ordinary Shares	31-Mar-2023	EFT	80,000	1,000.00	1,000.00	428.57	0.00	0.00	1,000.00	1.0000	1,000.00	233321351	AUD	Initial
Fully Paid Ordinary Shares	30-Nov-2022	EFT	80,000	1,000.00	1,000.00	428.57	0.00	0.00	1,000.00	1.0000	1,000.00	230389383	AUD	Initial
Fully Paid Ordinary Shares	21-Sep-2022	EFT	80,000	840.00	840.00	360.00	0.00	0.00	840.00	1.0000	840.00	225391320	AUD	Initial

001675 000 PTM  
  
 HERDIS PTY LTD  
 <CROZIER FAMILY S/FUND A/C>  
 UNIT 1 3 COVE AVENUE  
 MANLY NSW 2095

## Update your information:



[www.investorcentre.com/au](http://www.investorcentre.com/au)



Computershare Investor Services  
 Pty Limited  
 GPO Box 2975 Melbourne  
 Victoria 3001 Australia



1300 855 080 (within Australia)  
 +61 3 9415 4000 (outside Australia)

## Holder Identification Number (HIN) HIN WITHHELD

ASX Code	PTM
TFN/ABN Status	Quoted
Record Date	2 September 2022
Payment Date	15 September 2022
Direct Credit Reference No.	820391

# Final Dividend for the Year Ended 30 June 2022

Your dividend payment is calculated as follows:


Class Description	Number of Securities	Dividend per Security	Unfranked Amount	Franked Amount	Franking Credit
Ordinary Shares	10,000	7 cents	\$0.00	\$700.00	\$300.00

This payment is 100% franked at the corporate tax rate of 30%.  
 This notice contains information to assist you in preparing your Tax Return.  
 Please retain it in a safe place as a charge may be levied for a replacement.  
 If you require your payment to be re-issued, you may be charged an administrative fee which will be deducted from your payment.

**Net Payment** **AU\$700.00**

## Payment instruction

Macquarie Bank Ltd  
 BSB: 182-512  
 Account Number: XXXXXX91  
**Amount Deposited** **\$700.00**

000449 000 PTM  


HERDIS PTY LTD  
 <CROZIER FAMILY S/FUND A/C>  
 UNIT 1 3 COVE AVENUE  
 MANLY NSW 2095

## Update your information:



[www.investorcentre.com/au](http://www.investorcentre.com/au)



Computershare Investor Services  
 Pty Limited  
 GPO Box 2975 Melbourne  
 Victoria 3001 Australia



1300 855 080 (within Australia)  
 +61 3 9415 4000 (outside Australia)

## Holder Identification Number (HIN)

**HIN WITHHELD**

ASX Code	PTM
TFN/ABN Status	Quoted
Record Date	3 March 2023
Payment Date	17 March 2023
Direct Credit Reference No.	819106

# Dividend for the Half-Year Ended 31 December 2022

Your dividend payment is calculated as follows:

Class Description	Number of Securities	Dividend per Security	Unfranked Amount	Franked Amount	Franking Credit
Ordinary Shares	10,000	7 cents	\$0.00	\$700.00	\$300.00

This payment is 100% franked at the corporate tax rate of 30%.

This notice contains information to assist you in preparing your Tax Return.

Please retain it in a safe place as a charge may be levied for a replacement.

If you require your payment to be re-issued, you may be charged an administrative fee which will be deducted from your payment.

**Net Payment AU\$700.00**

## Payment instruction

ANZ Internet Trading NSW

BSB: 012-012

Account Number: XXXXXXXX92

**Amount Deposited \$700.00**





SPHERIA EMERGING COMPANIES LIMITED | ACN 621 402 588

HERDIS PTY LTD  
<CROZIER FAMILY S/FUND A/C>  
UNIT 1 3 COVE AVENUE  
MANLY NSW 2095

All Registry Communication to:



GPO Box 5193, Sydney NSW 2001  
1300 288 664 (within Australia)  
+61 2 9698 5414 (international)  
hello@automicgroup.com.au  
www.automicgroup.com.au

Holder Number

X\*\*\*\*\*36737

#### Summary of Key Information

Payment Date: 07 August 2023  
Record Date: 21 July 2023  
TFN/ABN Status: Quoted  
ASX Code: SEC

## Quarterly Dividend Statement

Dear Shareholder

This statement represents your dividend of 2.8 cents per share for the period ended 30 June 2023. The dividend is fully franked (100%) at the Australian Corporate Tax Rate of 30%.

Security Class: Ordinary Fully Paid Shares

Ordinary Shares	Dividend Rate per Share	Unfranked Amount	Franked Amount	Franking Credit
29,730	\$0.028	\$0.00	\$832.44	\$356.76

#### Important Notes

- You should retain this statement to assist you in preparing your tax return
- Shareholders should obtain their own professional advice on the tax implications of this dividend

## Dividend Summary

Dividend Rate per Share x No. of Shares

= Gross Payment

\$0.028 x 29,730 Shares  
= **\$832.44**

Gross Payment: \$832.44  
Less Withholding Tax: \$0.00  
Net Payment: \$832.44

## Direct Credit Payment Confirmation

Your dividend has been credited to your financial institution in accordance with your payment instruction set out below.

Bank Domicile: AUS  
Bank Code (BSB): 012-330  
Account Number: \*\*\*\*\*905  
Amount Deposited: \$832.44  
Date Credited: 07 August 2023

**Dividend Payment: \$832.44**

HERDIS PTY LTD  
<CROZIER FAMILY S/FUND A/C>  
UNIT 1 3 COVE AVENUE  
MANLY NSW 2095

Holder Number

X\*\*\*\*\*36737

Summary of Key Information

Payment Date: 06 February 2023  
Record Date: 20 January 2023  
TFN/ABN Status: Quoted  
ASX Code: SEC

## Quarterly Dividend Statement

Dear Shareholder

This statement represents your dividend of 2.2 cents per share for the period ended 31 December 2022. The dividend is fully franked (100%) at the Australian Corporate Tax Rate of 30%.

Security Class: Ordinary Fully Paid Shares

Ordinary Shares	Dividend Rate per Share	Unfranked Amount	Franked Amount	Franking Credit
29,730	\$0.022	\$0.00	\$654.06	\$280.31

Important Notes

- You should retain this statement to assist you in preparing your tax return
- Shareholders should obtain their own professional advice on the tax implications of this dividend

## Dividend Summary

Dividend Rate per Share x No. of Shares

= Gross Payment

\$0.022 x 29,730 Shares  
= **\$654.06**

Gross Payment: \$654.06

Less Withholding Tax: \$0.00

Net Payment: \$654.06

## Direct Credit Payment Confirmation

Your dividend has been credited to your financial institution in accordance with your payment instruction set out below.

Bank Domicile: AUS

Bank Code (BSB): 012-330

Account Number: \*\*\*\*\*905

Amount Deposited: \$654.06

Date Credited: 06 February 2023

**Dividend Payment: \$654.06**

HERDIS PTY LTD  
<CROZIER FAMILY S/FUND A/C>  
UNIT 1 3 COVE AVENUE  
MANLY NSW 2095

Holder Number

X\*\*\*\*\*36737

Summary of Key Information

Payment Date: 03 November 2022  
Record Date: 20 October 2022  
TFN/ABN Status: Quoted  
ASX Code: SEC

## Quarterly Dividend Statement

Dear Shareholder

This statement represents your dividend of 2.1 cents per share for the period ended 30 September 2022. The dividend is fully franked (100%) at the Australian Corporate Tax Rate of 30%.

Security Class: Ordinary Fully Paid Shares

Ordinary Shares	Dividend Rate per Share	Unfranked Amount	Franked Amount	Franking Credit
29,730	\$0.021	\$0.00	\$624.33	\$267.57

Important Notes

- You should retain this statement to assist you in preparing your tax return
- Shareholders should obtain their own professional advice on the tax implications of this dividend

## Dividend Summary

Dividend Rate per Share x No. of Shares

= Gross Payment

\$0.021 x 29,730 Shares  
= **\$624.33**

Gross Payment: \$624.33  
Less Withholding Tax: \$0.00  
Net Payment: \$624.33

## Direct Credit Payment Confirmation

Your dividend has been credited to your financial institution in accordance with your payment instruction set out below.

Bank Domicile: AUS  
Bank Code (BSB): 012-330  
Account Number: \*\*\*\*\*905  
Amount Deposited: \$624.33  
Date Credited: 03 November 2022

**Dividend Payment: \$624.33**

HERDIS PTY LTD  
<CROZIER FAMILY S/FUND A/C>  
UNIT 1 3 COVE AVENUE  
MANLY NSW 2095

Holder Number

X\*\*\*\*\*36737

Summary of Key Information

Payment Date: 08 May 2023  
Record Date: 21 April 2023  
TFN/ABN Status: Quoted  
ASX Code: SEC

## Quarterly Dividend Statement

Dear Shareholder

This statement represents your dividend of 2.2 cents per share for the period ended 31 March 2023. The dividend is fully franked (100%) at the Australian Corporate Tax Rate of 30%.

Security Class: Ordinary Fully Paid Shares

Ordinary Shares	Dividend Rate per Share	Unfranked Amount	Franked Amount	Franking Credit
29,730	\$0.022	\$0.00	\$654.06	\$280.31

Important Notes

- You should retain this statement to assist you in preparing your tax return
- Shareholders should obtain their own professional advice on the tax implications of this dividend

## Dividend Summary

Dividend Rate per Share x No. of Shares

= Gross Payment

\$0.022 x 29,730 Shares  
= **\$654.06**

Gross Payment: \$654.06  
Less Withholding Tax: \$0.00  
Net Payment: \$654.06


## Direct Credit Payment Confirmation

Your dividend has been credited to your financial institution in accordance with your payment instruction set out below.

Bank Domicile: AUS  
Bank Code (BSB): 012-330  
Account Number: \*\*\*\*\*905  
Amount Deposited: \$654.06  
Date Credited: 08 May 2023

**Dividend Payment: \$654.06**

# Payment Advice



## TELSTRA GROUP LIMITED

ABN: 56 650 620 303

HERDIS PTY LTD <CROZIER FAMILY S/FUND A/C>  
UNIT 1 3 COVE AVENUE  
MANLY NSW  
2095

**All Registry communications to:**  
TELSTRA GROUP LIMITED  
PO Box A942 SYDNEY SOUTH NSW 1234  
Telephone: 1300 88 66 77  
ASX Code: **TLS**  
Email: [telstra@linkmarketservices.com.au](mailto:telstra@linkmarketservices.com.au)  
Website: [www.linkmarketservices.com.au](http://www.linkmarketservices.com.au)

## DIVIDEND STATEMENT

Reference No.: X\*\*\*\*\*6737  
Payment Date: 21 September 2022  
Record Date: 25 August 2022

Security Description	Dividend Rate per Share	Participating Shares	Unfranked Amount	Franked Amount	Total Payment	Franking Credit
TLS - FULLY PAID ORDINARY SHARES	\$0.085	30,000	\$0.00	\$2,550.00	\$2,550.00	\$1,092.86
				Less Withholding Tax		\$0.00
				<b>Net Amount</b>		AUD 2,550.00
				Represented By:		
				Direct Credit amount		AUD 2,550.00

## BANKING INSTRUCTIONS

The amount of AUD 2,550.00 was deposited to the bank account detailed below:

MACQUARIE BANK

HERDIS PTY LTD ATF CROZIER FAMI  
**BSB:** 182-512 **ACC:** \*\*\*\*\*7491

DIRECT CREDIT REFERENCE NO.: 1282038699

## FRANKING INFORMATION

Franked Rate per Share	\$0.085
Franking Percentage	100%
Company Tax Rate	30%

The final dividend for the period ended 30 June 2022 is comprised of a final ordinary dividend of 7.5 cents per share and a final special dividend of 1 cent per share, both fully franked at the company tax rate of 30%.


Any fractional entitlement on your total dividend amount has been rounded down to the nearest whole cent.

The total amount together with the franking credit (if any) should be disclosed as assessable income in your Australian tax return.

**Note: You may require this statement for taxation purposes. All investors should seek independent advice relevant to their own particular circumstances.**

Please ensure your details are current by viewing and updating via the online service centre.

# Payment Advice



## TELSTRA GROUP LIMITED

ABN: 56 650 620 303

### HERDIS PTY LTD <CROZIER FAMILY S/FUND A/C>

UNIT 1 3 COVE AVENUE  
MANLY NSW  
2095

#### All Registry communications to:

TELSTRA GROUP LIMITED  
PO Box A942 SYDNEY SOUTH NSW 1234  
Telephone: 1300 88 66 77  
ASX Code: **TLS**  
Email: [telstra@linkmarketservices.com.au](mailto:telstra@linkmarketservices.com.au)  
Website: [www.linkmarketservices.com.au](http://www.linkmarketservices.com.au)

## DIVIDEND STATEMENT

Reference No.: X\*\*\*\*\*6737  
Payment Date: 31 March 2023  
Record Date: 02 March 2023

Security Description	Dividend Rate per Share	Participating Shares	Unfranked Amount	Franked Amount	Total Payment	Franking Credit
TLS - FULLY PAID ORDINARY SHARES	\$0.085	30,000	\$0.00	\$2,550.00	\$2,550.00	\$1,092.86
				Less Withholding Tax		\$0.00
				<b>Net Amount</b>		AUD 2,550.00
				Represented By:		
				Direct Credit amount		AUD 2,550.00

### BANKING INSTRUCTIONS

The amount of AUD 2,550.00 was deposited to the bank account detailed below:

ANZ BANK

HERDIS PTY LTD <CROZIER FAMILY S  
BSB: 012-012 ACC: \*\*\*\*\*3792

DIRECT CREDIT REFERENCE NO.: 1293044402

### FRANKING INFORMATION

Franked Rate per Share	\$0.085
Franking Percentage	100%
Company Tax Rate	30%

The interim dividend for the period ended 31 December 2022 is 8.5 cents per share, 100% franked at the company tax rate of 30%.

Any fractional entitlement on your total dividend amount has been rounded down to the nearest whole cent.

The total amount together with the franking credit (if any) should be disclosed as assessable income in your Australian tax return.

**Note: You may require this statement for taxation purposes. All investors should seek independent advice relevant to their own particular circumstances.**

Please ensure your details are current by viewing and updating via the online service centre.

# Dividend Payments

## WAM Global Limited


HERDIS PTY LTD

<CROZIER FAMILY S/FUND A/C>

UNIT 1 3 COVE AVENUE

MANLY NSW 2095

Security	Date	Method	No. of Securities	Dividend (\$)	Franking (\$)	Imputed Credit (\$)	Unfranked (\$)	Tax (\$)	Net Dividend (\$)	Exchange Rate	Cash Payment	Payment ID	Receipt Currency	Status
Fully Paid Ordinary Shares	24-Apr-2023	EFT	40,000	2,300.00	2,300.00	985.71	0.00	0.00	2,300.00	1.0000	2,300.00	233919011	AUD	Initial
Fully Paid Ordinary Shares	25-Oct-2022	EFT	40,000	2,200.00	2,200.00	942.86	0.00	0.00	2,200.00	1.0000	2,200.00	228295500	AUD	Initial



002738 003 WDS



HERDIS PTY LTD  
<CROZIER FAMILY S/FUND A/C>  
UNIT 1 3 COVE AVENUE  
MANLY NSW 2095

## Update Your Information:

[www.investorcentre.com/wds](http://www.investorcentre.com/wds)



Computershare Investor Services Pty Limited  
GPO Box 2975 Melbourne  
Victoria 3001 Australia



1300 558 507 (within Australia)  
+61 3 9415 4632 (outside Australia)



## Holder Identification Number (HIN)

HIN WITHHELD

ASX Code	WDS
TFN/ABN Status	Quoted
Record Date	9 September 2022
Payment Date	6 October 2022
Direct Credit Reference No.	1003973

## DIVIDEND STATEMENT

The statement below represents your interim dividend for the half year ended 30 June 2022. This dividend is paid at the rate of US\$1.09 (equivalent to A\$1.59953041) per share on your holding of fully paid ordinary shares, registered in your name and eligible as at the record date 9 September 2022.

This dividend is fully franked (100%) at the tax rate of 30%.

Class Description	Amount per Security	Number of Securities	Franked Amount	Unfranked Amount	Total Payment
Ordinary Shares	A\$1.59953041	172	A\$275.12	A\$0.00	A\$275.12
			<b>Net Payment</b>		<b>A\$275.12</b>
			Australian Franking Credit		A\$117.91

### PLEASE CONSIDER RECEIVING ONLINE SHAREHOLDER COMMUNICATIONS

Shareholders who receive online communications enjoy the benefits of quick and convenient communications including notifications of company results. Online communications help reduce the significant costs of paper and postage. See reverse for how to update your communication preferences.

#### Important Notes:

1. You should retain this statement to assist you in preparing your tax return.
2. If you require a replacement payment for any of your dividend payments, you may be charged a fee to cover the costs to reissue such payments.


## YOUR PAYMENT INSTRUCTION

MACQUARIE BANK LTD  
BSB: 182-512 Account number: XXXXXX91

**Amount Deposited**  
**A\$275.12**

If payment cannot be made to the above account, the dividend amount will be withheld pending receipt of your valid direct credit instructions.





009131 000 WDS



HERDIS PTY LTD  
<CROZIER FAMILY S/FUND A/C>  
UNIT 1 3 COVE AVENUE  
MANLY NSW 2095

## Update Your Information:

[www.investorcentre.com/wds](http://www.investorcentre.com/wds)



Computershare Investor Services Pty Limited  
GPO Box 2975 Melbourne  
Victoria 3001 Australia



1300 558 507 (within Australia)  
+61 3 9415 4632 (outside Australia)



## Holder Identification Number (HIN)

HIN WITHHELD

ASX Code	WDS
TFN/ABN Status	Quoted
Record Date	9 March 2023
Payment Date	5 April 2023
Direct Credit Reference No.	1024301

## DIVIDEND STATEMENT

The statement below represents your final dividend for the full year ended 31 December 2022. This dividend is paid at the rate of US\$1.44 (equivalent to A\$2.15439856) per share on your holding of fully paid ordinary shares, registered in your name and eligible as at the record date 9 March 2023.

This dividend is fully franked (100%) at the tax rate of 30%.

Class Description	Amount per Security	Number of Securities	Franked Amount	Unfranked Amount	Total Payment
Ordinary Shares	A\$2.15439856	172	A\$370.56	A\$0.00	A\$370.56
			<b>Net Payment</b>		<b>A\$370.56</b>
			Australian Franking Credit		A\$158.81

## VIEW OR UPDATE YOUR SECURITY HOLDING DETAILS ONLINE

To view your security holding details please visit [www.investorcentre.com/wds](http://www.investorcentre.com/wds). When in Investor Centre, log in using your SRN/HIN and postcode (if within Australia) or country (if outside Australia). For security purposes, if you wish to update your information you will be required to login as an existing user with your User ID and password or register as a new user and create a User ID and password.

### Important Notes:

- You should retain this statement to assist you in preparing your tax return.
- If you require a replacement payment for any of your dividend payments, you may be charged a fee to cover the costs to reissue such payments.

## YOUR PAYMENT INSTRUCTION

ANZ INTERNET TRADING NSW

BSB: 012-012 Account number: XXXXXXXX92

**Amount Deposited**

**A\$370.56**

If payment cannot be made to the above account, the dividend amount will be withheld pending receipt of your valid direct credit instructions.

# ClearBridge

## Investments

ClearBridge Investments Limited

ABN 84 119 339 052

AFSL 307727

Phone: +61 2 9397 7351

Website: [www.clearbridgeinvestments.com.au](http://www.clearbridgeinvestments.com.au)

Email: [auclientservice@clearbridge.com](mailto:auclientservice@clearbridge.com)

Link Fund Solutions Pty Ltd (Registry Services)

Locked Bag 5038, Parramatta NSW 2124

[clearbridge@linkmarketservices.com.au](mailto:clearbridge@linkmarketservices.com.au)

Herdis PL ATF Crozier Family Super Fund  
Unit 1 3 Cove Avenue  
MANLY NSW 2095

### Part A: Your details

Investor No:	CB036309PS001
TFN/ABN Status:	Quoted
You are recorded as being a:	Superannuation Fund
Tax residency at statement date:	Australia

## ClearBridge RARE Infrastructure Income Fund - Hedged Class B Attribution Managed Investment Trust Member Annual Statement for the year ended 30 June 2023

### Part B: Summary of 2023 tax return information (supplementary section) items for a resident individual

Item	Amount	Tax return label
Share of net income from trusts, less capital gains, foreign income and franked distributions	8.27	13U
Franked distributions from trusts	38.50	13C
Share of franking credit from franked dividends	38.50	13Q
Share of credit for tax file number amounts withheld from interest, dividends and unit trust distributions	0.00	13R
Share of credit for foreign resident withholding amounts (excluding capital gains)	0.00	13A
Net capital gain	1,808.70	18A
Total current year capital gains	3,614.07	18H
CFC income	0.00	19K
Assessable foreign source income	3,392.71	20E
Other net foreign source income	3,392.71	20M
Australian franking credits from a New Zealand franking company	0.00	20F
Foreign income tax offset*	689.10	20O

\*To work out your foreign income tax offset (FITO) entitlement, see 20 Foreign source income and foreign assets or property or the Guide to foreign tax offset rules 2023.

Capital gains tax information – Additional information for item 18	Amount	
Capital gains - Discounted method	3,610.74	(grossed up amount)
Capital gains - Other method	3.33	
<b>Total current year capital gains</b>	<b>3,614.07</b>	

Part C: Components of attribution	Cash distributions	Tax paid or franking credit gross up	Attributable amount
<b>Australian income</b>			
Interest (subject to non-resident withholding tax)			0.49
Interest (not subject to non-resident withholding tax)			0.00
Dividends - Unfranked amount declared to be CFI			0.00
Dividends - Unfranked amount not declared to be CFI			7.52
Other assessable Australian income (Other)			0.02
Other assessable Australian income (NCMI)			0.24
Other assessable Australian income (Excluded from NCMI)			0.00
Other assessable Australian income (CBMI)			0.00
<b>Non-primary production income</b>			<b>8.27</b>
<b>Dividends - Franked amount (Franked distributions)</b>		<b>38.50</b>	<b>38.50</b>
<b>Capital gains</b>			
Capital gains - Discounted method TAP (Other)			0.00
Capital gains - Discounted method TAP (NCMI)			0.00
Capital gains - Discounted method TAP (Excluded from NCMI)			0.00
Capital gains - Discounted method TAP (CBMI)			0.00
Capital gains - Discounted method NTAP			1,805.37
Capital gains - Other method TAP (Other)			0.00
Capital gains - Other method TAP (NCMI)			0.00
Capital gains - Other method TAP (Excluded from NCMI)			0.00
Capital gains - Other method TAP (CBMI)			0.00
Capital gains - Other method NTAP			3.33
<b>Net capital gains</b>		<b>0.00</b>	<b>1,808.70</b>
AMIT CGT gross up amount			1,805.37
Other capital gains distribution			
<b>Total current year capital gains</b>			<b>3,614.07</b>
<b>Foreign income</b>			
Other net foreign source income		689.10	3,392.71
<b>Assessable foreign source income</b>		<b>689.10</b>	<b>3,392.71</b>
Australian franking credit from a New Zealand franking company		0.00	0.00
CFC income			0.00
<b>Total foreign income</b>		<b>689.10</b>	<b>3,392.71</b>
<b>Non-assessable amounts</b>			<b>Amount</b>
Net exempt income			0.00
Non-assessable non-exempt amount			0.00
Other non-attributable amounts			297.84
<b>Total non-assessable amounts</b>			<b>297.84</b>

# ClearBridge

## Investments

ClearBridge Investments Limited

ABN 84 119 339 052

AFLS 307727

Phone: +61 2 9397 7351

Website: [www.clearbridgeinvestments.com.au](http://www.clearbridgeinvestments.com.au)

Email: [auclientservice@clearbridge.com](mailto:auclientservice@clearbridge.com)

Link Fund Solutions Pty Ltd (Registry Services)

Locked Bag 5038, Parramatta NSW 2124

[clearbridge@linkmarketservices.com.au](mailto:clearbridge@linkmarketservices.com.au)

Part C: Components of attribution continued....

	Cash distributions	Tax paid or franking credit gross up	Attributable amount
<b>Gross cash distribution</b>	6,623.78		
Less: TFN amounts withheld	0.00		
<b>Net cash distribution</b>	<u>6,623.78</u>		
<b>Tax offsets</b>			<b>Amount</b>
Franking credit tax offset from Australian resident companies			38.50
Foreign income tax offset			689.10
<b>Total tax offsets</b>			<u>727.60</u>
<b>Attributed Managed Investment Trust ('AMIT') cost base adjustments</b>			
AMIT cost base net amount - excess (decrease cost base)			297.83
AMIT cost base net amount - shortfall (increase cost base)			0.00

Please retain this statement for income tax purposes.



Enquiries: +61 3 9660 2652

Mail: GPO Box 804  
Melbourne VIC 3001

Fax: +61 3 9660 2699

Web:  
<http://www.cooperinvestors.com>

Email:  
[clientrelations@cooperinvestors.com](mailto:clientrelations@cooperinvestors.com)

Issued by: Cooper Investors Pty Limited,  
ABN 26 100 409 890, AFSL 221794

Crozier Family Superannuation Fund  
Shop 1  
366-370 Sydney Road  
BALGOWLAH NSW 2093

Page  
1 of 2

Date  
31 July 2023

## AMIT Member Annual Statement Cooper Investors Global Equities Fund (Hedged) (CIP0001AU) 01 July 2022 to 30 June 2023

Dear Sir/Madam

Please find below the Attribution Managed Investment Trust Member Annual (AMMA) Statement for the year ended 30 June 2023 for your investment in the Cooper Investors Global Equities Fund (Hedged).

The following tax return items are valid for Australian resident individual unitholders only.

If any of the details in Part A are incorrect, update your details with your trustee.

### Part A: Your Details

**Investor Name**

Herdis Pty Ltd <Crozier Family Superannuation Fund>

**Investor Number**

200007599

**Account Holder Name** Crozier Family Superannuation Fund

**TFN/ABN**  
Supplied

**Investor Type**  
Superannuation Fund

**Tax Residence**  
Australia

**TIN for country of residence**

Part B Tax Return (Supplementary Section)	Summary of tax return (supplementary section) items	
	Amount (\$)	Tax return label
Assessable foreign source income	10.40	20E
Other net foreign source income	10.40	20M
Foreign income tax offsets*	1.56	20O

\*To work out your foreign income tax offset (FITO) entitlement, see "20 Foreign source income and foreign assets or property" or the Guide to foreign income tax offset rules on [www.ato.gov.au](http://www.ato.gov.au).

<b>Part C</b> Components of distributions	<b>Cash distribution (\$)</b>	<b>Tax paid or tax offsets Gross Up (\$)</b>	<b>Attribution/Amount (\$)</b>
<b>Foreign Income</b>			
Other Net Foreign Source Income	8.84	1.56	10.40
<b>Assessable net foreign income</b>	<b>8.84</b>	<b>1.56</b>	<b>10.40</b>
<b>Total foreign income</b>	<b>8.84</b>	<b>1.56</b>	<b>10.40</b>
<b>Tax Offset</b>			
Foreign income tax offset		1.56	
<b>Total tax offset</b>		<b>1.56</b>	
<b>Other Non-Assessable Amounts</b>	<b>Cash distribution (\$)</b>	<b>Attribution/Amount (\$)</b>	
<b>Gross cash distribution</b>	<b>8.84</b>	<b>0.00</b>	
<b>Other Deductions From Distributions</b>			
<b>Net cash distributions</b>	<b>8.84</b>		

**Annual Payment Summary Information for non-residents**

The trust is an 'Attribution Managed Investment Trust' (withholding MIT) for the current income year, for the purposes of Subdivision 12-H of the Taxation Administration Act 1953. The Fund Payment (if any) made to you for the purposes of this Act is disclosed in the Non-resident Reporting section under the following:

Managed Investment Trust Fund Payment (Total)  
Deemed payment – Fund Payment (Total)

**Note: Non-resident Reporting section**

Please disregard this section if you are an Australian resident for the entire year.

If you have any questions about your investment, please call our Client Services Team on +61 3 9660 2652 or email [clientrelations@cooperinvestors.com](mailto:clientrelations@cooperinvestors.com).

Yours sincerely,

Cooper Investors Pty Limited

Responsible Entity  
**Dexus Asset Management Limited**  
 ACN 080 674 479 | AFS Licence No 237500

Security Registry  
 C/- Link Market Services Limited  
 Locked Bag A14, Sydney South NSW 1235  
 Free call: +(61) 1800 819 675  
 Email: [dexus@linkmarketservices.com.au](mailto:dexus@linkmarketservices.com.au)  
 Website: [www.linkmarketservices.com.au](http://www.linkmarketservices.com.au)  
 ASX code: DXC



003 000035

HERDIS PTY LTD  
 <CROZIER FAMILY S/FUND A/C>  
 UNIT 1 3 COVE AVENUE  
 MANLY NSW 2095

Statement date: 24 August 2023  
 Reference no: X\*\*\*\*\*6737

Page 1 of 4  
 Security price as at 30 June 2023: \$2.56  
 Value of holding at 30 June 2023: \$40,944.64

**Dexus Convenience Retail REIT Attribution Managed Investment Trust Member Annual Statement and Guide for the year 1 July 2022 to 30 June 2023**

This Dexus Convenience Retail REIT Attribution Managed Investment Trust ("AMIT") Member Annual Statement ("AMMA Statement") has been prepared to assist you with the completion of your Australian Income Tax Return for the year ended 30 June 2023.

Period end date	No of securities held at Record Date (cents per security)	Total Distribution rate	Convenience Retail REIT No.1	Convenience Retail REIT No.2	Convenience Retail REIT No.3	TOTAL
30/09/2022	15,994	5.300	\$256.13	\$368.78	\$222.77	\$847.68
31/12/2022	15,994	5.300	\$336.63	\$228.65	\$282.40	\$847.68
31/03/2023	15,994	5.450	\$289.02	\$341.90	\$240.75	\$871.67
30/06/2023	15,994	5.550	\$234.56	\$384.60	\$268.51	\$887.67
<b>Total Paid</b>			<b>\$1,116.34</b>	<b>\$1,323.93</b>	<b>\$1,014.43</b>	<b>\$3,454.70</b>

**Part A – Summary of 2023 tax return/supplementary section items**

Item	Individual tax return labels	Amount
Franked amount	11T	\$0.00
Franking credit	11U	\$0.00
Non-primary production income	13U	\$1,280.86
Franked distributions from trusts	13C	\$0.00
Share of franking credit from franked dividends	13Q	\$0.00
Credit for TFN/ABN amounts withheld	13R	\$0.00
Total current year capital gains	18H	\$1,298.62
Net capital gain	18A	\$649.31
Assessable foreign source income	20E and 20M	\$0.00
Foreign income tax offset	20O	\$0.00

**Part B – Components of distribution – 2023 tax return amounts**

	Notes	Convenience Retail REIT No.1	Convenience Retail REIT No.2	Convenience Retail REIT No.3	Franking credit	Foreign income tax offset
<b>Australian trust income</b>						
Interest	1	\$1.40	\$3.68	\$1.79		
Franked dividends		\$0.00	\$0.00	\$0.00	\$0.00	
Other income	2	\$403.59	\$424.89	\$445.51		
Total non-primary production income		\$404.99	\$428.57	\$447.30		
<b>Capital gains</b>						
Discounted capital gains (50% discount)	3 and 8	\$0.00	\$369.02	\$280.29		\$0.00
Capital gains – indexation method	4	\$0.00	\$0.00	\$0.00		
Capital gains – other	5	\$0.00	\$0.00	\$0.00		
Distributed capital gains		\$0.00	\$738.04	\$560.58		
<b>Foreign income</b>						
Assessable foreign income	6 and 7	\$0.00	\$0.00	\$0.00		\$0.00
<b>Other non-assessable amounts</b>						
Non-assessable amounts	8	\$711.35	\$157.32	\$6.55		
<b>Excess of components over trust distribution</b>	8	\$0.00	\$0.00	\$0.00		
<b>Total Trust Distribution</b>		<b>\$1,116.34</b>	<b>\$1,323.93</b>	<b>\$1,014.43</b>		
<b>AMIT cost base adjustments</b>						
AMIT cost base net increase amount	9	\$0.00	\$0.00	\$0.00		
AMIT cost base net decrease amount		\$711.35	\$157.32	\$6.55		

**Part C – Additional capital gains information for Item 18**

Discount capital gains – grossed up (taxable Australian property)	\$1,298.62
Discount capital gains – grossed up (non-taxable Australian property)	\$0.00
Capital gains – other method (taxable Australian property)	\$0.00
Capital gains – other method (non-taxable Australian property)	\$0.00
<b>Total current year capital gains</b>	<b>\$1,298.62</b>
CGT discount	\$649.31
<b>Net capital gains</b>	<b>\$649.31</b>

**Part D – Withholding amounts**

	Notes	
TFN / ABN withholding tax	10	\$0.00
Managed investment trust withholding tax	11	\$0.00
Managed investment trust withholding tax (clean building)	11	\$0.00
Non-resident interest withholding tax	11	\$0.00





003 000042

HERDIS PTY LTD  
 <CROZIER FAMILY S/FUND A/C>  
 UNIT 1 3 COVE AVENUE  
 MANLY NSW 2095

Statement date: 24 August 2023  
 Reference no: X\*\*\*\*\*6737

Page 1 of 4  
 Security price as at 30 June 2023: \$2.58  
 Value of holding at 30 June 2023: \$0.00

**Dexus Industria REIT Attribution Managed Investment Trust Member Annual Statement and Guide for the year  
 1 July 2022 to 30 June 2023**

This Dexus Industria REIT Attribution Managed Investment Trust ("AMIT") Member Annual Statement ("AMMA Statement") has been prepared to assist you with the completion of your Australian Income Tax Return for the year ended 30 June 2023.

Period end date	No of securities held at Record Date	Total Distribution rate (cents per security)	Industria Trust No. 1	Industria Trust No. 2	Industria Trust No. 3	Industria Trust No. 4	Industria Company No. 1 Ltd	TOTAL
30/09/2022	22,574	4.100	\$836.30	\$0.00	\$0.00	\$89.24	\$0.00	\$925.54
31/12/2022	22,574	4.100	\$847.09	\$78.44	\$0.00	\$0.00	\$0.00	\$925.53
31/03/2023	0	4.100	\$0.00	\$0.00	\$0.00	\$0.00	\$0.00	\$0.00
30/06/2023	0	4.100	\$0.00	\$0.00	\$0.00	\$0.00	\$0.00	\$0.00
<b>Total Paid</b>			<b>\$1,683.39</b>	<b>\$78.44</b>	<b>\$0.00</b>	<b>\$89.24</b>	<b>\$0.00</b>	<b>\$1,851.07</b>

**Part A – Summary of 2023 tax return/supplementary section items**

Item	Individual tax return labels	Amount
Franked amount	11T	\$0.00
Franking credit	11U	\$0.00
Non-primary production income	13U	\$861.11
Franked distributions from trusts	11C	\$0.00
Share of franking credit from franked dividends	13Q	\$0.00
Credit for TFN/ABN amounts withheld	13R	\$0.00
Total current year capital gains	18H	\$1,996.04
Net capital gain	18A	\$998.02
Assessable foreign source income	20E and 20M	\$0.00
Foreign income tax offset	20O	\$0.00

**Part B – Components of distribution – 2023 tax return amounts**

	Notes	Industria Trust No. 1 Distribution	Industria Trust No. 2 Distribution	Industria Trust No. 3 Distribution	Industria Trust No. 4 Distribution	Franking credit	Foreign income tax offset
<b>Australian trust income</b>							
Interest	1	\$0.00	\$0.00	\$0.00	\$0.00		
Franked dividends	2	\$0.00	\$0.00	\$0.00	\$0.00	\$0.00	
Other income	3	\$861.11	\$0.00	\$0.00	\$0.00		
Total non-primary production income		\$861.11	\$0.00	\$0.00	\$0.00		
<b>Capital gains</b>							
Discounted capital gains (50% discount)	4 and 8	\$916.37	\$81.65	\$0.00	\$0.00		\$0.00
Capital gains – indexation method	5	\$0.00	\$0.00	\$0.00	\$0.00		
Capital gains – other	6	\$0.00	\$0.00	\$0.00	\$0.00		
Distributed capital gains		\$916.37	\$81.65	\$0.00	\$0.00		
<b>Foreign income</b>							
Assessable foreign income	7 and 8	\$0.00	\$0.00	\$0.00	\$0.00		\$0.00
<b>Other non-assessable amounts</b>							
Non-assessable amounts	9	\$0.00	\$0.00	\$0.00	\$89.24		
<b>Excess of components over trust distribution</b>							
	9	-\$94.09	-\$3.21	\$0.00	\$0.00		
<b>Total Trust Distribution</b>		<b>\$1,683.39</b>	<b>\$78.44</b>	<b>\$0.00</b>	<b>\$89.24</b>		
<b>AMIT cost base adjustments</b>							
	10						
AMIT cost base net increase amount		\$1,010.46	\$84.86	\$0.00	\$0.00		
AMIT cost base net decrease amount		\$0.00	\$0.00	\$0.00	\$89.24		

**Part C – Components of Industria Company No. 1 Ltd dividend – 2023 tax returns amounts**

Dividend date	N/A			
	Notes	Distribution	Franking credit	Franking percentage
<b>Dividend income</b>				
Franked dividend	11	\$0.00	\$0.00	100%
<b>Total dividend</b>		<b>\$0.00</b>		

**Part D – Additional capital gains information for Item 18**

Discount capital gains – grossed up (taxable Australian property)	\$1,996.04
Discount capital gains – grossed up (non-taxable Australian property)	\$0.00
Capital gains – other method (taxable Australian property)	\$0.00
Capital gains – other method (non-taxable Australian property)	\$0.00
<b>Total current year capital gains</b>	<b>\$1,996.04</b>
CGT discount	\$998.02
<b>Net capital gains</b>	<b>\$998.02</b>

**Part E – Withholding amounts**

	Notes	
TFN / ABN withholding tax	12	\$0.00
Managed investment trust withholding tax	13	\$0.00
Managed investment trust withholding tax (clean building)	13	\$0.00
Non-resident interest withholding tax	13	\$0.00



003 000021

HERDIS PTY LTD  
 <CROZIER FAMILY S/FUND A/C>  
 UNIT 1 3 COVE AVENUE  
 MANLY NSW 2095

Statement date: 30 August 2023  
 Reference no: X\*\*\*\*\*6737

Page 1 of 4  
 Security Price at 30 June 2023: \$7.80  
 Value of Holding at 30 June 2023: \$0.00

## Dexus Attribution Managed Investment Trust Member Annual Statement and Guide for the year 1 July 2022 to 30 June 2023

This Dexus Attribution Managed Investment Trust ("AMIT") Member Annual Statement ("AMMA Statement") and Guide have been prepared to assist you with the completion of your Australian Income Tax Return for the year ended 30 June 2023.

Period end date	No of securities held at Record Date	Total Distribution rate (cents per security)	Dexus Property Trust	Dexus Operations Trust	TOTAL
31/12/2022	4,400	28.00	\$1,232.00	\$0.00	\$1,232.00
30/06/2023	0	23.60	\$0.00	\$0.00	\$0.00
<b>Total Paid</b>			<b>\$1,232.00</b>	<b>\$0.00</b>	<b>\$1,232.00</b>

### Part A – Summary of 2023 tax return/supplementary section items

Item	Individual tax return labels	Amount
Franked amount*	11T	\$204.54
Franking credit*	11U	\$87.66
Non-primary production income	13U	\$679.64
Franked distributions from trusts	13C	\$0.00
Share of franking credit from franked dividends	13Q	\$0.00
Credit for TFN/ABN amounts withheld	13R	\$0.00
Total current year capital gains	18H	\$1,216.94
Net capital gain	18A	\$608.47
Assessable foreign source income	20E and 20M	\$0.00
Foreign income tax offset	20O	\$0.00

\* Relates to the dividend paid on 30 August 2022. Refer to the Guide for further information.

**Part B – Components of distribution – 2023 tax return amounts**

	Notes	Dexus Property Trust distribution	Franking credit	Foreign income tax offset
<b>Australian trust income</b>				
Interest	1	\$90.68		
Franked dividends	2	\$0.00	\$0.00	
Other income	3	\$588.96		
Total non-primary production income		\$679.64		
<b>Capital gains</b>				
Discounted capital gains (50% discount)	4	\$608.47		\$0.00
Capital gains – indexation method	5	\$0.00		
Capital gains – other	6	\$0.00		
Distributed capital gains		\$608.47		
<b>Foreign income</b>				
Assessable foreign income	7 and 8	\$0.00		\$0.00
<b>Other non-assessable amounts</b>				
Non-assessable amounts	9	\$0.00		
<b>Excess of components over trust distribution</b>	9	(\$56.11)		
<b>Total Trust Distribution</b>		<b>\$1,232.00</b>		
<b>AMIT cost base adjustments</b>				
AMIT cost base net increase amount	10	\$664.58		
AMIT cost base net decrease amount		\$0.00		

**Part C – Components of DXS dividend – 2024 tax returns amounts**

Dividend date <b>30 August 2023</b>				
	Notes	Distribution	Franking credit	Franking percentage
<b>Dividend income</b>				
Franked dividend	11	\$0.00	\$0.00	100%
<b>Total dividend</b>		<b>\$0.00</b>		

**Part D – Additional capital gains information for Item 18**

Discount capital gains – grossed up (taxable Australian property)	\$1,216.94
Discount capital gains – grossed up (non-taxable Australian property)	\$0.00
Capital gains – other method (taxable Australian property)	\$0.00
Capital gains – other method (non-taxable Australian property)	\$0.00
<b>Total current year capital gains</b>	<b>\$1,216.94</b>
CGT discount	\$608.47
<b>Net capital gains</b>	<b>\$608.47</b>

**Part E – Withholding amounts**

	Notes	
TFN / ABN withholding tax	12	\$0.00
Managed investment trust withholding tax	13	\$0.00
Managed investment trust withholding tax (clean building)	13	\$0.00
Non-resident interest withholding tax	13	\$0.00



003 000026

 HERDIS PTY LTD  
 <CROZIER FAMILY S/FUND A/C>  
 UNIT 1 3 COVE AVENUE  
 MANLY NSW 2095

**Part A**
**Date:** 18 July 2023  
**Reference No.:** X\*\*\*\*\*6737

**Fidelity Global Emerging Markets Fund (Managed Fund) (ASX Code: FEMX)**  
**Attribution Managed Investment Trust Member Annual**  
**Statement for the year ended 30 June 2023**

**Part B: Summary of 2023 tax return (supplementary section) items for a resident individual**

Item	Amount	Tax return label
Share of net income from trusts, less net capital gains, foreign income and franked distributions	\$0.00	13U
Franked distribution from trusts	\$0.00	13C
Share of franking credits from franked dividends	\$0.00	13Q
Share of credit for tax file number amounts withheld from interest, dividends and unit trust distributions	\$0.00	13R
Share of credit for foreign resident withholding amounts (excluding capital gains)	\$0.00	13A
Net capital gain	\$0.00	18A
Total current year capital gains	\$0.00	18H
CFC Income	\$0.00	19K
Assessable foreign source income	\$729.89	20E
Other net foreign source income	\$729.89	20M
Australian franking credits from a New Zealand franking company	\$0.00	20F
Foreign income tax offset *	\$162.80	20O

\*To work out your foreign income tax offset (FITO) entitlement, see 20 Foreign source income and foreign assets or property or the Guide to foreign tax offset rules 2023.

**Part B: Capital gains tax information - Additional information for item 18**

	Amount	
Capital gains - discounted method	\$0.00	(gross amount)
Capital gains - other method	\$0.00	
<b>Total current year capital gains</b>	<b>\$0.00</b>	

Part C: Components of attribution	Cash Distributions	Tax paid or Franking credit (gross up)	Attributable amount
<b>Australian Income</b>			
Interest (subject to non - resident withholding tax)			\$0.00
Interest (not subject to non - resident withholding tax)			\$0.00
Dividends - unfranked amount declared to be CFI			\$0.00
Dividends - unfranked amount not declared to be CFI			\$0.00
Other assessable Australian income (Other)			\$0.00
Other assessable Australian income (NCMI)			\$0.00
Other assessable Australian income (Excluded from NCMI)			\$0.00
Other assessable Australian income (CBMI)			\$0.00
<b>Non-primary production income</b>			<b>\$0.00</b>
<b>Dividends - Franked amount</b>		<b>\$0.00</b>	<b>\$0.00</b>
<b>Capital Gains</b>			
Capital gains – Discounted method TAP (Other)			\$0.00
Capital gains – Discounted method TAP (NCMI)			\$0.00
Capital gains – Discounted method TAP (Excluded from NCMI)			\$0.00
Capital gains – Discounted method TAP (CBMI)			\$0.00
Capital gains - Discounted method NTAP			\$0.00
Taxable foreign capital gains - Discounted method		\$0.00	\$0.00
Capital gains – Other method TAP (Other)			\$0.00
Capital gains – Other method TAP (NCMI)			\$0.00
Capital gains – Other method TAP (Excluded from NCMI)			\$0.00
Capital gains – Other method TAP (CBMI)			\$0.00
Capital gains - Other method NTAP			\$0.00
Taxable foreign capital gains - Other method		\$0.00	\$0.00
<b>Net Capital Gains</b>		<b>\$0.00</b>	<b>\$0.00</b>
AMIT CGT gross up amount			\$0.00
Other capital gains distribution			\$0.00
<b>Total current year capital gains</b>		<b>\$0.00</b>	<b>\$0.00</b>
<b>Foreign Income</b>			
Other net foreign source income		\$162.80	\$729.89
<b>Assessable foreign source income</b>		<b>\$162.80</b>	<b>\$729.89</b>
Australian franking credit from a New Zealand franking company		\$0.00	\$0.00
CFC income			\$0.00
<b>Total foreign income</b>		<b>\$162.80</b>	<b>\$729.89</b>
<b>Other Non-assessable Amounts</b>			
Net exempt income			\$0.00
Non-assessable non-exempt amount			\$0.00
Other non-attributable amounts			\$0.00
<b>Total Non-Assessable amounts</b>			<b>\$0.00</b>
<b>Gross Cash Distribution</b>	\$567.09		
Less: TFN amounts withheld	\$0.00		
Less: Non-resident tax withheld on interest and dividends	\$0.00		
Less: Non-resident tax withheld on fund payments	\$0.00		
<b>Net Cash Distribution</b>	<b>\$567.09</b>		
<b>Part D: Tax offsets</b>			
<b>Tax offsets</b>			<b>Amount</b>
Franking credit tax offset from Australian resident companies			\$0.00
Foreign income tax offset - Other net foreign source income			\$162.80
Foreign income tax offset - Taxable foreign capital gains - Discounted method			\$0.00
Foreign income tax offset - Taxable foreign capital gains - Other method			\$0.00
Australian franking credit from a New Zealand franking company			\$0.00
<b>Total tax offsets</b>			<b>\$162.80</b>
<b>Part E: Attribution Managed Investment Trust ('AMIT') cost base adjustments</b>			<b>Amount</b>
<b>AMIT cost base net amount - excess (decrease cost base)</b>			\$0.00
<b>AMIT cost base net amount - shortfall (increase cost base)</b>			\$0.00

If there is an amount reported in "Foreign income tax offset", you must access <https://www.fidelity.com.au/funds/amt/> for more information on foreign capital gains and foreign tax paid on those foreign gains. This information must be included in the preparation of your Australian tax return when reporting your foreign capital gains and calculating the foreign income tax offset (FITO) available for any foreign tax paid.

To view or change your details, please visit our investor website at [www.linkmarketservices.com.au](http://www.linkmarketservices.com.au)



HERDIS PTY LTD  
<CROZIER FAMILY S/FUND A/C>  
UNIT 1 3 COVE AVENUE  
MANLY NSW 2095

## Fully Paid Ordinary Units

**Investor Number:** S00115079603  
**Investor Name:** HERDIS PTY LTD

### Attribution Managed Investment Trust Member Annual Statement for the year ended 30 June 2023

This statement assumes that you are an Australian resident individual unitholder. We recommend that if this is not applicable or your situation is unusual or complex that you seek professional advice.

#### Summary of 2023 Tax Return (supplementary section) Items

Tax Return (supplementary section)	Amount (\$) <sup>1</sup>	Tax Return Label
<b>Partnership and Trusts – Non-primary production</b>		
Share of non-primary production (NPP) income	0.00	13U
NPP income - Franked distributions from trusts <sup>2</sup>	0.00	13C
Other deductions relating to NPP distributions	0.00	13Y
Share of franking credit from franked dividends	0.00	13Q
Share of credit for TFN amounts withheld	0.00	13R
Share of credit for non-resident withholding amounts withheld	0.00	13A
Total current year capital gains	0.00	18H
Net capital gain	0.00	18A
Assessable foreign source income	692.52	20E
Other net foreign source income	692.52	20M
Foreign income tax offsets <sup>3</sup>	0.00	20O
Australian Franking Credit from New Zealand Franking Company	0.00	20F

Please see reverse for detailed components of the distribution.

## Components of Distribution

	Cash Distribution (\$)	Tax Paid/Offsets (\$) (E)	Attribution Amount (\$)
<b>Australian Income</b>			
Dividends – Unfranked	0.00		0.00
Conduit Foreign Income	0.00		0.00
Interest	0.00		0.00
Other income	0.00		0.00
NCMI – Non primary production	0.00		0.00
Excluded from NCMI – Non primary production	0.00		0.00
<b>Non-Primary Production Income (A)</b>	<b>0.00</b>		<b>0.00</b>
<b>Dividends: Franked amount (Franked Dist) (X)</b>	0.00	0.00	0.00
<b>Capital Gains</b>			
Discounted capital gain (TAP)	0.00	0.00	0.00
Discounted capital gain (NTAP)	0.00	0.00	0.00
Capital gains – Other method (TAP)	0.00	0.00	0.00
Capital gains – Other method (NTAP)	0.00	0.00	0.00
NCMI capital Gains	0.00		
Excluded from NCMI capital gains	0.00		
<b>Net Capital Gain</b>	<b>0.00</b>	<b>0.00</b>	<b>0.00</b>
<b>AMIT CGT Gross up amount</b>			0.00
<b>Other capital gains distribution</b>	0.00		
<b>Total current year capital gains (C)</b>	<b>0.00</b>		0.00
<b>Foreign Income</b>			
Assessable foreign source income	692.52	0.00	692.52
<b>Total foreign income (D)</b>	<b>692.52</b>	<b>0.00</b>	
<b>Cash Distribution Sub Total (A+X+C+D)</b>	<b>692.52</b>		
<b>Other Non-Assessable Amounts</b>			
Return Of Capital	0.00		
Non-assessable non-exempt amounts (F)	0.00		
Other non-attributable amounts	2,247.48		
<b>Gross Cash Distribution (G)</b>	<b>2,940.00</b>		
<b>Attribution Managed Investment Trust (AMIT) cost base adjustments</b>			
AMIT cost base net amount – excess (decrease)	2,247.48		
AMIT cost base net amount – shortfall (increase)	0.00		
<b>Other amounts deducted from trust distributions</b>			
Less: TFN amounts withheld	0.00		
Less: Non-resident withholding tax	0.00		
Less: Other expenses	0.00		
<b>Net Cash Distribution</b>	<b>2,940.00</b>		

**Notes:**

- All amounts are in Australian dollars and withholding tax has been deducted where applicable.
- Trustees may choose to show the franked distributions at label 13C rather than at label 13U.
- If your total foreign income tax offset from all sources for the year is \$1,000 or less, then you can claim this amount in full. Otherwise you will need to refer to the publication *Guide To Foreign Income Tax Offset Rules (NAT 72923)* to work out your entitlement.

**PLEASE RETAIN THIS STATEMENT FOR INCOME TAX PURPOSES**



21 July 2023

HERDIS PTY LTD <CROZIER FAMILY S/FUND A/C>  
 UNIT 1 3 COVE AVENUE  
 MANLY NSW 2095

ASX Code: MGF  
 APIR Code: MGE0001AU  
 Investor Number: H021233  
 HIN: X\*\*\*\*\*737

**Attribution Managed Investment Trust Member Annual (AMMA) Statement**  
**For the year ended 30 June 2023**  
**Magellan Global Fund (Closed Class Units)**

**Part A - Your Details**

You are recorded as being: Superannuation  
 Australian Tax File Number (TFN) / ABN Quoted: Provided  
 Country of residence at 30 Jun 2023: Australia

**Part B - Summary of 2023 Tax Return (supplementary section) Items**

	Amount	Tax return label
Share of net income from trusts, less net capital gains, foreign income and franked distributions	2.32	13U
Franked distributions from trusts	0.00	13C
Other deductions relating to non-primary production income	0.00	13Y
Share of credit for foreign resident withholding amounts (excluding capital gains)	0.00	13A
Share of National rental affordability scheme tax offset	0.00	13B
Share of credit for tax withheld where Australian business number not quoted	0.00	13P
Share of franking credit from franked dividends	0.00	13Q
Share of credit for tax file number amounts withheld from interest, dividends and unit trust distributions	0.00	13R
Share of credit for tax paid by trustee	0.00	13S
Early stage venture capital limited: current year tax offset	0.00	T7K
Early stage investor: current year tax offset	0.00	T8L
Other refundable tax offsets: Exploration credits	0.00	T9 (Code E)
Net capital gain	9,421.10	18A
Total current year capital gains	18,842.20	18H
Credit for foreign resident capital gains withholding amounts	0.00	18X
CFC Income	0.00	19K
Transferor trust income	0.00	19B
Assessable foreign source income	633.28	20E
Other net foreign source income	633.28	20M
Australian franking credits from a New Zealand franking company	0.00	20F
Foreign Income Tax Offsets *	301.60	20O

\* The foreign income tax offset represents foreign income tax offsets in respect of both foreign income and foreign capital gains derived by the Fund. Foreign income tax offsets on foreign capital gains have not been reduced by the capital gains tax discount.

**Please retain this statement for Income Tax Purposes**

Part C	Component of attribution	Cash Distribution	Tax Paid/Frinking Credit (grossed up)	Attribution	Tax return Label
<b>Australian Income</b>					
	Interest (subject to withholding tax)	0.51		2.32	
	Interest (not subject to withholding tax)	0.00		0.00	
	Dividends: unfranked amount	0.00		0.00	
	Dividends: unfranked amount declared to be CFI	0.00		0.00	
	Dividends: unfranked amount not declared to be CFI	0.00		0.00	
	Dividends: less LIC capital gain deduction	0.00		0.00	
	Other assessable Australian income	0.00		0.00	
	NCMI - Non-primary production	0.00		0.00	
	Excluded from NCMI - Non-primary production	0.00		0.00	
	<b>Share of net income from trusts, less net capital gains, foreign income and franked distributions</b>	<b>0.51</b>		<b>2.32</b>	<b>13U</b>
	<b>Dividends: Franked amount</b>	<b>0.00</b>	<b>0.00</b>	<b>0.00</b>	<b>13C/13Q</b>
<b>Capital gains</b>					
	Capital gains discount - Taxable Australian property	0.00		0.00	
	Capital gains discount - Non-Taxable Australian property	2,751.15	0.00	9,421.10	
	Capital gains other - Taxable Australian property	0.00		0.00	
	Capital gains other - Non-Taxable Australian property	0.00	0.00	0.00	
	NCMI capital gains	0.00		0.00	
	Excluded from NCMI capital gains	0.00		0.00	
	<b>Net capital gain</b>	<b>2,751.15</b>	<b>0.00</b>	<b>9,421.10</b>	<b>18A</b>
	AMIT CGT gross up amount	0.00		9,421.10	
	Other capital gains distribution	2,751.15		0.00	
	<b>Total current year capital gains</b>	<b>5,502.30</b>	<b>0.00</b>	<b>18,842.20</b>	<b>18H</b>
<b>Foreign income</b>					
	Other net foreign source income	73.19	301.60	633.28	20M/20O
	<b>Assessable foreign source income</b>	<b>73.19</b>	<b>301.60</b>	<b>633.28</b>	<b>20E</b>
	Australian franking credits from a New Zealand franking company	0.00	0.00	0.00	20F
	CFC income	0.00		0.00	19K
	Transferor trust income	0.00		0.00	19B
	<b>Total foreign income</b>	<b>73.19</b>	<b>301.60</b>	<b>633.28</b>	
<b>Tax offsets</b>					
	Franking credit tax offset (including Australian franking credits from a New Zealand franking company)	0.00		13Q / 20F	
	Foreign income tax offset	301.60		20O	
	<b>Total tax offsets</b>	<b>301.60</b>			

<u>Other non-assessable amounts and cost base details</u>	Cash distribution	Attribution/Amount	Other amount
Net exempt income	0.00	0.00	
Non-assessable non-exempt amount	0.00	0.00	
Other non-attributable amounts	0.00		

<b>Gross cash distribution</b>	<b>5,576.00</b>		<b>5,576.00</b>
<b>AMIT cost base net amount - excess (decrease)</b>			<b>0.00</b>
<b>AMIT cost base net amount - shortfall (increase)</b>			<b>13,600.20</b>

<u>Other amounts deducted from trust distribution</u>	Cash Amount	Tax return label
TFN amounts withheld	0.00	13R
Non-resident withholding tax deducted	0.00	
Other expenses	0.00	13Y
Credit for foreign resident capital gains withholding	0.00	18X
<b>Net cash distribution</b>	<b>5,576.00</b>	

## 2023 Tax Statement

Attribution Managed Investment Trust (AMIT)  
Member Annual Statement (AMMA Statement)

### Your details (Part A)

**Holder Number**

X\*\*\*\*836737

**Summary of Key Information**

Date: 21-Jul-2023  
Year Ended: 30-Jun-2023  
TFN/ABN Status: Quoted  
Security Code: MHHT

HERDIS PTY LTD  
<CROZIER FAMILY S/FUND A/C>  
UNIT 1 3 COVE AVENUE  
MANLY NSW 2095

Dear Unitholder,

This AMMA Statement has been prepared to assist you with completion of your Australian Income Tax Return for the year ended 30 June 2023. Please retain this statement for taxation purposes.

Please note that if any of your details displayed above are incorrect please log in to your investor portal account and update your details online or contact our registry.

### Distributions Paid for the 2023 tax year

Description	Gross Distribution	Tax Withheld	Net Distribution
Distribution – period end 31 December 2022	\$874.35	\$0.00	\$874.35
Distribution – period end 30 June 2023	\$838.52	\$0.00	\$838.52
<b>Total</b>	<b>\$1,712.87</b>	<b>\$0.00</b>	<b>\$1,712.87</b>

## Tax Return Information

### Summary of 2023 Tax Return Items (Part B)

Description	Amount	Tax Return Reference
<b>Table 1 – Partnerships and trusts – Primary production</b>		
Share of net income from trusts		13L
Other deductions relating to amounts shown at share of net income from trusts		13X
<b>Table 2 – Partnership and trusts – Non-primary production</b>		
Share of net income from trusts, less net capital gains, foreign income and franked distributions		13U
Franked distributions from trusts		13C
Other deductions relating to non-primary production income		13Y
<b>Table 3 – Share of credits from income and tax offsets</b>		
Share of credit for tax withheld where Australian business number not quoted		13P
Share of franking credit from franked dividends		13Q
Share of credit for tax file number amounts withheld from interest, dividends and unit trust distributions		13R
Share of credit for tax paid by trustee		13S
Share of credit for foreign resident withholding amounts (excluding capital gains)		13A
Share of National rental affordability scheme tax offset		13B
Early stage venture capital limited partnership: current year tax offset		T7K
Early stage investor: current year tax offset		T8L
Other refundable tax offsets: Exploration credits		T9 (code E)
<b>Table 4 – Capital gains</b>		
Net capital gain		18A
Total current year capital gains		18H
Credit for foreign resident capital gains withholding amounts		18X
<b>Table 5 – Foreign entities</b>		
CFC income		19K
Transferor trust income		19B
<b>Table 6 – Foreign source income and foreign assets or property</b>		
Assessable foreign source income		20E
Net foreign rent		20R
Other net foreign source income		20M
Australian franking credits from a New Zealand franking company		20F
Foreign income tax offset		20O
<b>Table 7 – Other income</b>		
Category 4 rebates		24V

### Component Information (Part C)

Description	Cash Distribution	Franking Credits / Tax Offsets	Attribution Amount	Tax Return Reference
<b>Table 1 – Australian income</b>				
Interest				-
Dividends				-
Dividends: unfranked amount declared to be CFI				-
Dividends: unfranked amount not declared to be CFI				-
Dividends: less LIC capital gain deduction				-
Other assessable Australian income				-
NCMI – Non-primary production				-
Excluded from NCMI – Non-primary production				-
<b>Non-primary production income (A)</b>				<b>13U</b>
NCMI – Primary production				-
Excluded from NCMI – Primary Production				-
<b>Primary production Income (B)</b>				<b>13L</b>
<b>Dividends: Franked amount (Franked distributions) (X)</b>				<b>13C/13Q</b>

Description	Cash Distribution	Franking Credits / Tax Offsets	Attribution Amount	Tax Return Reference
<b>Table 2 – Capital gains</b>				
Capital gains discount – Taxable Australian property				-
Capital gains discount – Non-taxable Australian property				-
Capital gains other – Taxable Australian property				-
Capital gains other – Non-taxable Australian property				-
NCMI capital gains				-
Excluded from NCMI capital gains				-
<b>Net capital gain</b>				<b>18A</b>
AMIT CGT gross up amount				-
Other capital gains distribution				-
<b>Total current year capital gains (C)</b>				<b>18H</b>
<b>Table 3 – Foreign income</b>				
Other net foreign source income				20M/200
Net foreign rent				20R
<b>Assessable foreign source income</b>				<b>20E</b>
Australian franking credits from a New Zealand franking company				20F
CFC income				19K
Transferor trust income				19B
<b>Total foreign income (D)</b>				-
<b>Table 4 – Tax offsets</b>				
Franking credit tax offset				13Q
Foreign income tax offset				200
<b>Total tax offsets (E)</b>				-
<b>Table 5 – Other non-assessable amounts and cost base details</b>				
Net exempt income				
Non-assessable non-exempt amount (F)				
Other non-attributable amounts	\$1,712.87			
Gross cash distribution (G)	\$1,712.87			
<b>AMIT cost base net amount – excess (decrease)</b>	<b>\$1,712.87</b>			
<b>AMIT cost base net amount – shortfall (increase)</b>				
<b>Table 6 – Other amounts deducted from trust distributions</b>				
TFN amounts withheld	\$0.00			13R
Other expenses				13Y
Credit for foreign resident capital gains withholding amounts				18X
Other income Category 4: Rebates				24V
<b>Net cash distribution</b>	<b>\$1,712.87</b>			-
<b>Table 7 – Reporting for the purposes of non-resident withholding tax and income tax</b>				
Table 1 – Interest exempt from withholding				-
Table 6 – Non-resident withholding amount				-
Table 6 – Non-resident member para 276-105(2)(a) or (b) assessable amount				-
Table 6 – Non-resident member para 276-105(2)(c) assessable amount				-
Table 6 – Managed investment trust fund payments				-
Deemed payment – Dividend				-
Deemed payment – Interest				-
Deemed payment – Royalties				-
Deemed payment – Fund payment				-



All Registry communications to:  
Link Market Services Limited  
Locked Bag A14  
Sydney South NSW 1235 Australia  
Telephone : +61 1800 206 847  
Security Code: MICH  
Email: magellan@linkmarketservices.com.au  
Website: www.linkmarketservices.com.au

**Magellan Infrastructure Fund (Currency Hedged) (Managed Fund)**  
ABN 31 120 593 946 AFSL 304301



003 000061

HERDIS PTY LTD  
<CROZIER FAMILY S/FUND A/C>  
UNIT 1 3 COVE AVENUE  
MANLY NSW 2095

**Statement Date:** 21 July 2023  
**Reference No.:** X\*\*\*\*\*6737

**Magellan Infrastructure Fund (Currency Hedged) (Managed Fund)**  
**Attribution Managed Investment Trust Member Annual Statement**  
**for the year ended 30 June 2023**

**Part B: Summary of 2023 tax return (supplementary section) items for a resident individual**

Item	Amount	Tax return label
Share of net income from trusts, less net capital gains, foreign income and franked distributions	\$0.00	13U
Franked distribution from trusts	\$0.00	13C
Share of franking credits from franked dividends	\$0.00	13Q
Share of credit for tax file number amounts withheld from interest, dividends and unit trust distributions	\$0.00	13R
Share of credit for foreign resident withholding amounts (excluding capital gains)	\$0.00	13A
Net capital gain	\$0.00	18A
Total current year capital gains	\$0.00	18H
CFC Income	\$0.00	19K
Assessable foreign source income	\$0.00	20E
Other net foreign source income	\$0.00	20M
Australian franking credits from a New Zealand franking company	\$0.00	20F
Foreign income tax offset *	\$0.00	20O

\*To work out your foreign income tax offset (FITO) entitlement, see **20 Foreign source income and foreign assets or property** or the Guide to foreign tax offset rules 2023.

**Capital gains tax information - Additional information for item 18**

	Amount	
Capital gains - Discounted method	\$0.00	(gross amount)
Capital gains - Other method	\$0.00	
<b>Total current year capital gains</b>	<b>\$0.00</b>	

Part C: Components of attribution	Cash distributions	Tax paid or franking credit gross up	Attributable amount
<b>Australian Income</b>			
Interest (subject to non - resident withholding tax)			\$0.00
Interest (not subject to non - resident withholding tax)			\$0.00
Dividends - unfranked amount declared to be CFI			\$0.00
Dividends - unfranked amount not declared to be CFI			\$0.00
Other assessable Australian income (Other)			\$0.00
Other assessable Australian income (NCMI)			\$0.00
Other assessable Australian income (Excluded from NCMI)			\$0.00
Other assessable Australian income (CBMI)			\$0.00
<b>Non-primary production income</b>			<b>\$0.00</b>
<b>Dividends - Franked amount (Franked distributions)</b>		<b>\$0.00</b>	<b>\$0.00</b>
<b>Capital Gains</b>			
Capital gains – Discounted method TAP (Other)			\$0.00
Capital gains – Discounted method TAP (NCMI)			\$0.00
Capital gains – Discounted method TAP (Excluded from NCMI)			\$0.00
Capital gains – Discounted method TAP (CBMI)			\$0.00
Capital gains - Discounted method NTAP			\$0.00
Taxable foreign capital gains - Discounted method		\$0.00	\$0.00
Capital gains – Other method TAP (Other)			\$0.00
Capital gains – Other method TAP (NCMI)			\$0.00
Capital gains – Other method TAP (Excluded from NCMI)			\$0.00
Capital gains – Other method TAP (CBMI)			\$0.00
Capital gains - Other method NTAP			\$0.00
Taxable foreign capital gains - Other method		\$0.00	\$0.00
<b>Net capital gains</b>		<b>\$0.00</b>	<b>\$0.00</b>
AMIT CGT gross up amount			\$0.00
Other capital gains distribution			\$0.00
<b>Total current year capital gains</b>		<b>\$0.00</b>	<b>\$0.00</b>
<b>Foreign Income</b>			
Other net foreign source income		\$0.00	\$0.00
<b>Assessable foreign source income</b>		<b>\$0.00</b>	<b>\$0.00</b>
Australian franking credit from a New Zealand franking company		\$0.00	\$0.00
CFC income			\$0.00
<b>Total foreign income</b>		<b>\$0.00</b>	<b>\$0.00</b>
<b>Non-assessable Amounts</b>			<b>Amount</b>
Net exempt income			\$0.00
Non-assessable non-exempt amount			\$0.00
Other non-attributable amounts			\$5,384.69
<b>Total Non-Assessable amounts</b>			<b>\$5,384.69</b>
<b>Gross Cash Distribution</b>	\$5,384.69		
Less: TFN amounts withheld	\$0.00		
Less: Non-resident tax withheld on interest and dividends	\$0.00		
Less: Non-resident tax withheld on fund payments	\$0.00		
<b>Net Cash Distribution</b>	<b>\$5,384.69</b>		
<b>Part D: Tax offsets</b>			
Franking credit tax offset from Australian resident companies			\$0.00
Foreign income tax offset - Other net foreign source income			\$0.00
Foreign income tax offset - Taxable foreign capital gains - Discounted method			\$0.00
Foreign income tax offset - Taxable foreign capital gains - Other method			\$0.00
Australian franking credit from a New Zealand franking company			\$0.00
<b>Total tax offsets</b>			<b>\$0.00</b>
<b>Part E: Attributed Managed Investment Trust ('AMIT') cost base adjustments</b>			
AMIT cost base net amount - excess (decrease cost base)			\$5,384.69
AMIT cost base net amount - shortfall (increase cost base)			\$0.00

This statement contains important information. Please retain it for taxation purposes as a charge may be levied for replacement. To view or change your Unitholder details, please visit our investor website at [www.linkmarketservices.com.au](http://www.linkmarketservices.com.au)





# NB GLOBAL CORPORATE INCOME TRUST

ARSN 627 297 241

GLOBAL • INCOME • DIVERSIFICATION

HERDIS PTY LTD  
<CROZIER FAMILY S/FUND A/C>  
UNIT 1 3 COVE AVENUE  
MANLY NSW 2095

## Fully Paid Ordinary

Investor Number: S00115079603

Investor Name: HERDIS PTY LTD

### Attribution Managed Investment Trust Member Annual Statement for the year ended 30 June 2023

This statement assumes that you are an Australian resident individual unitholder. We recommend that if this is not applicable or your situation is unusual or complex that you seek professional advice.

#### Summary of 2023 Tax Return (supplementary section) Items

Tax Return (supplementary section)	Amount (\$) <sup>1</sup>	Tax Return Label
Share of non-primary production (NPP) income	3.44	13U
NPP income - Franked distributions from trusts <sup>2</sup>	0.00	13C
Other deductions relating to NPP distributions	0.00	13Y
Share of franking credit from franked dividends	0.00	13Q
Share of credit for TFN amounts withheld	0.00	13R
Share of credit for non-resident withholding amounts withheld	0.00	13A
Total current year capital gains	0.00	18H
Net capital gain	0.00	18A
Assessable foreign source income	0.00	20E
Other net foreign source income	0.00	20M
Foreign income tax offsets <sup>3</sup>	0.00	20O

Please see reverse for detailed components of the distribution.

## Components of Distribution

	Cash Distribution (\$)	Tax Paid/Offsets (\$) (E)		Attribution Amount (\$)
<b>Australian Income</b>				
Dividends – Unfranked	0.00			0.00
Conduit Foreign Income	0.00			0.00
Interest	0.00			0.00
Other income	3.44			3.44
<hr/>				
<b>Non-Primary Production Income (A)</b>	<b>3.44</b>			<b>3.44</b>
<b>Dividends: Franked amount (Franked Dist) (X)</b>	<b>0.00</b>	<b>0.00</b>		<b>0.00</b>
<b>Capital Gains</b>				
Discounted capital gain (TAP)	0.00	0.00		0.00
Discounted capital gain (NTAP)	0.00	0.00		0.00
Capital gains – Other method (TAP)	0.00	0.00		0.00
Capital gains – Other method (NTAP)	0.00	0.00		0.00
<hr/>				
<b>Net Capital Gain</b>	<b>0.00</b>	<b>0.00</b>		<b>0.00</b>
<b>AMIT CGT Gross up amount</b>				<b>0.00</b>
<b>Other capital gains distribution</b>	<b>0.00</b>			
<b>Total current year capital gains (C)</b>	<b>0.00</b>			<b>0.00</b>
<hr/>				
<b>Foreign Income</b>				
Assessable foreign source income	0.00	0.00		0.00
<hr/>				
<b>Total foreign income (D)</b>	<b>0.00</b>	<b>0.00</b>		
<hr/>				
<b>Cash Distribution Sub Total (A+X+C+D)</b>	<b>3.44</b>			
<b>Other Non-Assessable Amounts</b>				
Net exempted amounts	0.00			
Non-assessable non-exempt amounts (F)	0.00			
Other non-attributable amounts	7,951.86			
<hr/>				
<b>Gross Cash Distribution (G)</b>	<b>7,955.30</b>			
<b>Attribution Managed Investment Trust (AMIT) cost base adjustments</b>	<b>Amounts (\$)</b>			
AMIT cost base net amount – excess (decrease)	7,951.86			
AMIT cost base net amount – shortfall (increase)	0.00			
<hr/>				
<b>Other amounts deducted from trust distributions</b>	<b>Amounts (\$)</b>			
Less: TFN amounts withheld	0.00			
Less: Non-resident withholding tax	0.00			
Less: Other expenses	0.00			
<hr/>				
<b>Net Cash Distribution</b>	<b>7,955.30</b>			

**Notes:**

1. All amounts are in Australian dollars and withholding tax has been deducted where applicable.
2. Trustees may choose to show the franked distributions at label 13C rather than at label 13U.
3. If your total foreign income tax offset from all sources for the year is \$1,000 or less, then you can claim this amount in full. Otherwise you will need to refer to the publication *Guide To Foreign Income Tax Offset Rules (NAT 72923)* to work out your entitlement.

**PLEASE RETAIN THIS STATEMENT FOR INCOME TAX PURPOSES**



# OPHIR

## Ophir High Conviction Fund

ABN 19 539 586 567

ARSN 620 920 201


Trustee: The Trust Company (RE Services) Limited ABN 45 003 278 831 AFSL 235150


Investment Manager: Ophir Asset Management Pty Ltd ABN 88 156 146 717 AFSL 420082


HERDIS PTY LTD  
<CROZIER FAMILY S/FUND A/C>  
UNIT 1 3 COVE AVENUE  
MANLY NSW 2095

All Registry Communication to:

 **AUTOMIC GROUP**

 GPO Box 5193, Sydney NSW 2001

 1300 408 787 (within Australia)

 +612 8072 1478 (international)

[ophir@automicgroup.com.au](mailto:ophir@automicgroup.com.au)

[www.automicgroup.com.au](http://www.automicgroup.com.au)

## 2023 Tax Statement

Attribution Managed Investment Trust (AMIT)  
Member Annual Statement (AMMA Statement)

### Your details (Part A)

#### Holder Number

X\*\*\*\*836737

#### Summary of Key Information

Date: 27-Jul-2023  
Year Ended: 30-Jun-2023  
TFN/ABN Status: Quoted  
Fund Code: OPH

Dear Unitholder,

This AMMA Statement has been prepared to assist you with completion of your Australian Income Tax Return for the year ended 30 June 2023. Please retain this statement for taxation purposes.

Please note that if any of your details displayed above are incorrect please log in to your investor portal account and update your details online or contact our registry.

### Distributions Paid for the 2023 tax year

Description	Gross Distribution	Tax Withheld	Net Distribution
Distribution – period end 30 June 2023	\$2,452.98	\$0.00	\$2,452.98
<b>Total</b>	<b>\$2,452.98</b>	<b>\$0.00</b>	<b>\$2,452.98</b>



Please support your fund now and make the switch to online communications and instantly enjoy the benefits - quick, secure and easy. Scan the QR code to visit: [investor.automic.com.au](http://investor.automic.com.au)



# Tax Return Information

## Summary of 2023 Tax Return Items (Part B)

Description	Amount	Tax Return Reference
<b>Table 1 – Partnerships and trusts – Primary production</b>		
Share of net income from trusts		13L
Other deductions relating to amounts shown at share of net income from trusts		13X
<b>Table 2 – Partnership and trusts – Non-primary production</b>		
Share of net income from trusts, less net capital gains, foreign income and franked distributions	\$75.82	13U
Franked distributions from trusts	\$437.48	13C
Other deductions relating to non-primary production income		13Y
<b>Table 3 – Share of credits from income and tax offsets</b>		
Share of credit for tax withheld where Australian business number not quoted		13P
Share of franking credit from franked dividends	\$286.60	13Q
Share of credit for tax file number amounts withheld from interest, dividends and unit trust distributions		13R
Share of credit for tax paid by trustee		13S
Share of credit for foreign resident withholding amounts (excluding capital gains)		13A
Share of National rental affordability scheme tax offset		13B
Early stage venture capital limited partnership: current year tax offset		T7K
Early stage investor: current year tax offset		T8L
Other refundable tax offsets: Exploration credits		T9 (code E)
<b>Table 4 – Capital gains</b>		
Net capital gain	\$1,100.19	18A
Total current year capital gains	\$2,200.38	18H
Credit for foreign resident capital gains withholding amounts		18X
<b>Table 5 – Foreign entities</b>		
CFC income		19K
Transferor trust income		19B
<b>Table 6 – Foreign source income and foreign assets or property</b>		
Assessable foreign source income	\$41.46	20E
Net foreign rent		20R
Other net foreign source income	\$41.46	20M
Australian franking credits from a New Zealand franking company	\$21.69	20F
Foreign income tax offset	\$15.56	20O
<b>Table 7 – Other income</b>		
Category 4 rebates		24V

## Component Information (Part C)

Description	Cash Distribution	Franking Credits/Tax Offsets	Attributed Amount	Tax Return Reference
<b>Table 1 – Australian income</b>				
Interest	\$44.34		\$44.34	-
Dividends				-
Dividends: unfranked amount declared to be CFI	\$2.48		\$2.48	-
Dividends: unfranked amount not declared to be CFI	\$29.00		\$29.00	-
Dividends: less LIC capital gain deduction				-
Other assessable Australian income				-
NCMI – Non-primary production				-
Excluded from NCMI – Non-primary production				-
<b>Non-primary production income (A)</b>	<b>\$75.82</b>		<b>\$75.82</b>	<b>13U</b>
NCMI – Primary production				-
Excluded from NCMI – Primary Production				-
<b>Primary production Income (B)</b>				<b>13L</b>
<b>Dividends: Franked amount (Franked distributions) (X)</b>	<b>\$150.88</b>	<b>\$286.60</b>	<b>\$437.48</b>	<b>13C/13Q</b>



Please support your fund now and make the switch to online communications and instantly enjoy the benefits - quick, secure and easy. Scan the QR code to visit: [investor.automic.com.au](https://investor.automic.com.au)



Description	Cash Distribution	Franking Credits/Tax Offsets	Attributed Amount	Tax Return Reference
<b>Table 2 – Capital gains</b>				
Capital gains discount – Taxable Australian property				-
Capital gains discount – Non-taxable Australian property	\$1,100.19		\$1,100.19	-
Capital gains other – Taxable Australian property				-
Capital gains other – Non-taxable Australian property				-
NCMI capital gains				-
Excluded from NCMI capital gains				-
<b>Net capital gain</b>	<b>\$1,100.19</b>		<b>\$1,100.19</b>	<b>18A</b>
AMIT CGT gross up amount			\$1,100.19	-
Other capital gains distribution	\$1,100.19			-
<b>Total current year capital gains (C)</b>	<b>\$2,200.38</b>		<b>\$2,200.38</b>	<b>18H</b>
<b>Table 3 – Foreign income</b>				
Other net foreign source income	\$25.90	\$15.56	\$41.46	20M/200
Net foreign rent				20R
<b>Assessable foreign source income</b>	<b>\$25.90</b>	<b>\$15.56</b>	<b>\$41.46</b>	<b>20E</b>
Australian franking credits from a New Zealand franking company		\$21.69	\$21.69	20F
CFC income				19K
Transferor trust income				19B
<b>Total foreign income (D)</b>	<b>\$25.90</b>	<b>\$37.25</b>	<b>\$63.15</b>	-
<b>Table 4 – Tax offsets</b>				
Franking credit tax offset			\$286.60	13Q
Foreign income tax offset			\$15.56	20O
Australian franking credits from a New Zealand franking company			\$21.69	20F
<b>Total tax offsets (E)</b>			<b>\$323.85</b>	-
<b>Table 5 – Other non-assessable amounts and cost base details</b>				
Net exempt income				-
Non-assessable non-exempt amount (F)				-
Other non-attributable amounts				-
Gross cash distribution (G)	\$2,452.98			-
<b>AMIT cost base net amount – excess (decrease)</b>				-
<b>AMIT cost base net amount – shortfall (increase)</b>				-
<b>Table 6 – Other amounts deducted from trust distributions</b>				
TFN amounts withheld				13R
Non-resident withholding amount				-
Other expenses				13Y
Credit for foreign resident capital gains withholding amounts				18X
Other income Category 4: Rebates				24V
<b>Net cash distribution</b>	<b>\$2,452.98</b>			-
Description	Cash Distribution	Tax Withheld	Attributed Amount	Tax Return Reference
<b>Table 7 – Reporting for the purposes of non-resident withholding tax and income tax</b>				
Table 1 – Interest exempt from withholding				-
Table 6 – Non-resident withholding amount				-
Table 6 – Non-resident member para 276-105(2)(a) or (b) assessable amount				-
Table 6 – Non-resident member para 276-105(2)(c) assessable amount				-
Table 6 – Managed investment trust fund payments				-
Deemed payment – Dividend				-
Deemed payment – Interest				-
Deemed payment – Royalties				-
Deemed payment – Fund payment				-



Please support your fund now and make the switch to online communications and instantly enjoy the benefits - quick, secure and easy. Scan the QR code to visit: [investor.automic.com.au](http://investor.automic.com.au)



**Part A: Your details**



003 000019

HERDIS PTY LTD  
<CROZIER FAMILY S/FUND A/C>  
UNIT 1 3 COVE AVENUE  
MANLY NSW 2095

**Date:** 17 July 2023  
**Reference No.:** X\*\*\*\*\*6737

**Platinum Asia Fund (Quoted Managed Hedge Fund) (ASX: PAXX)**  
**Attribution Managed Investment Trust Member Annual**  
**Statement for the year ended 30 June 2023**

**Part B: Summary of 2023 tax return (supplementary section) items for a resident individual**

Item	Amount	Tax return label
Share of net income from trusts, less net capital gains, foreign income and franked distributions	\$4.12	13U
Franked distribution from trusts	\$0.00	13C
Share of franking credits from franked dividends	\$0.00	13Q
Share of credit for tax file number amounts withheld from interest, dividends and unit trust distributions	\$0.00	13R
Share of credit for foreign resident withholding amounts (excluding capital gains)	\$0.00	13A
Net capital gain	\$0.02	18A
Total current year capital gains	\$0.04	18H
CFC Income	\$0.00	19K
Assessable foreign source income	\$1,642.78	20E
Other net foreign source income	\$1,642.78	20M
Australian franking credits from a New Zealand franking company	\$0.00	20F
Foreign income tax offset *	\$159.64	20O

\*To work out your foreign income tax offset (FITO) entitlement, see 20 Foreign source income and foreign assets or property or the Guide to foreign tax offset rules 2023.

**Part B: Capital gains tax information - Additional information for item 18**

	Amount	
Capital gains - discounted method	\$0.04	(gross amount)
Capital gains - other method	\$0.00	
<b>Total current year capital gains</b>	<b>\$0.04</b>	

Part C: Components of attribution	Cash Distributions	Tax paid or Franking credit (gross up)	Attributable amount
<b>Australian Income</b>			
Interest (subject to non - resident withholding tax)			\$4.12
Interest (not subject to non - resident withholding tax)			\$0.00
Dividends - unfranked amount declared to be CFI			\$0.00
Dividends - unfranked amount not declared to be CFI			\$0.00
Other assessable Australian income (Other)			\$0.00
Other assessable Australian income (NCMI)			\$0.00
Other assessable Australian income (Excluded from NCMI)			\$0.00
Other assessable Australian income (CBMI)			\$0.00
<b>Non-primary production income</b>			<b>\$4.12</b>
<b>Dividends - Franked amount</b>		<b>\$0.00</b>	<b>\$0.00</b>
<b>Capital Gains</b>			
Capital gains – Discounted method TAP (Other)			\$0.00
Capital gains – Discounted method TAP (NCMI)			\$0.00
Capital gains – Discounted method TAP (Excluded from NCMI)			\$0.00
Capital gains – Discounted method TAP (CBMI)			\$0.00
Capital gains - Discounted method NTAP			\$0.02
Taxable foreign capital gains - Discounted method		\$0.00	\$0.00
Capital gains – Other method TAP (Other)			\$0.00
Capital gains – Other method TAP (NCMI)			\$0.00
Capital gains – Other method TAP (Excluded from NCMI)			\$0.00
Capital gains – Other method TAP (CBMI)			\$0.00
Capital gains - Other method NTAP			\$0.00
Taxable foreign capital gains - Other method		\$0.00	\$0.00
<b>Net Capital Gains</b>		<b>\$0.00</b>	<b>\$0.02</b>
AMIT CGT gross up amount			\$0.02
Other capital gains distribution			
<b>Total current year capital gains</b>		<b>\$0.00</b>	<b>\$0.04</b>
<b>Foreign Income</b>			
Other net foreign source income		\$159.64	\$1,642.78
<b>Assessable foreign source income</b>		<b>\$159.64</b>	<b>\$1,642.78</b>
Australian franking credit from a New Zealand franking company		\$0.00	\$0.00
CFC income			\$0.00
<b>Total foreign income</b>		<b>\$159.64</b>	<b>\$1,642.78</b>
<b>Other Non-assessable Amounts</b>			
Net exempt income			\$0.00
Non-assessable non-exempt amount			\$0.00
Other non-attributable amounts			\$0.00
<b>Total Non-Assessable amounts</b>			<b>\$0.00</b>
<b>Gross Cash Distribution</b>	\$1,487.30		
Less: TFN amounts withheld	\$0.00		
Less: Non-resident tax withheld on interest and dividends	\$0.00		
Less: Non-resident tax withheld on fund payments	\$0.00		
<b>Net Cash Distribution</b>	<b>\$1,487.30</b>		
<b>Part D: Tax offsets</b>			
<b>Tax offsets</b>			<b>Amount</b>
Franking credit tax offset from Australian resident companies			\$0.00
Foreign income tax offset - Other net foreign source income			\$159.64
Foreign income tax offset - Taxable foreign capital gains - Discounted method			\$0.00
Foreign income tax offset - Taxable foreign capital gains - Other method			\$0.00
Australian franking credit from a New Zealand franking company			\$0.00
<b>Total tax offsets</b>			<b>\$159.64</b>
<b>Part E: Attribution Managed Investment Trust ('AMIT') cost base adjustments</b>			<b>Amount</b>
<b>AMIT cost base net amount - excess (decrease cost base)</b>			\$0.00
<b>AMIT cost base net amount - shortfall (increase cost base)</b>			\$0.00

To view or change your details, please visit our investor website at [www.linkmarketservices.com.au](http://www.linkmarketservices.com.au)



**Partners Group**  
REALIZING POTENTIAL IN PRIVATE MARKETS

**Partners Group Global Income Fund**

ABN 46 004 031 298

All correspondence to:

**BoardRoom**  
Smart Business Solutions

Boardroom Pty Limited

ABN 14 003 209 836

GPO Box 3993

Sydney NSW 2001

Tel: 1300 737 760 (within Australia)

Tel: +61 2 9290 9600 (outside Australia)

Fax: +61 2 9279 0664

[www.boardroomlimited.com.au](http://www.boardroomlimited.com.au)

[enquiries@boardroomlimited.com.au](mailto:enquiries@boardroomlimited.com.au)

HERDIS PTY LTD  
<CROZIER FAMILY S/FUND A/C>  
UNIT 1 3 COVE AVENUE  
MANLY NSW 2095

## Fully Paid Ordinary Units

**Investor Number:** S00115079603

**Investor Name:** HERDIS PTY LTD

### Attribution Managed Investment Trust Member Annual Statement for the year ended 30 June 2023

This statement assumes that you are an Australian resident individual unitholder. We recommend that if this is not applicable or your situation is unusual or complex that you seek professional advice.

#### Summary of 2023 Tax Return (supplementary section) Items

Tax Return (supplementary section)	Amount (\$) <sup>1</sup>	Tax Return Label
Share of non-primary production (NPP) income	0.00	13U
NPP income - Franked distributions from trusts <sup>2</sup>	0.00	13C
Other deductions relating to NPP distributions	0.00	13Y
Share of franking credit from franked dividends	0.00	13Q
Share of credit for TFN amounts withheld	0.00	13R
Share of credit for non-resident withholding amounts withheld	0.00	13A
Total current year capital gains	0.00	18H
Net capital gain	0.00	18A
Assessable foreign source income	3,704.48	20E
Other net foreign source income	3,704.48	20M
Foreign income tax offsets <sup>3</sup>	0.00	20O
Australian Franking Credit from New Zealand Franking Company	0.00	20F

Please see reverse for detailed components of the distribution.

**Partners Group Private Markets**

**(Australia) Pty Limited**

Level 32, Deutsche Bank Place

126 Phillip Street

Sydney, NSW, 2000 Australia

T +61 2 8216 1900

[pgaaustralia@partnersgroup.com](mailto:pgaaustralia@partnersgroup.com)

[www.partnersgroupaustralia.com.au](http://www.partnersgroupaustralia.com.au)

ABN 13 624 981 282

AFSL 509285



## Components of Distribution

	Cash Distribution (\$)	Tax Paid/Offsets (\$ (E))	Attribution Amount (\$)
<b>Australian Income</b>			
Dividends – Unfranked	0.00		0.00
Conduit Foreign Income	0.00		0.00
Interest	0.00		0.00
Other income	0.00		0.00
Clean Building MIT Income	0.00		0.00
NCMI – Non primary production	0.00		0.00
Excluded from NCMI – Non primary production	0.00		0.00
<b>Non-Primary Production Income (A)</b>	<b>0.00</b>		<b>0.00</b>
<b>Dividends: Franked amount (Franked Dist) (X)</b>	<b>0.00</b>	<b>0.00</b>	<b>0.00</b>
<b>Capital Gains</b>			
Discounted capital gain (TAP)	0.00	0.00	0.00
Discounted capital gain (NTAP)	0.00	0.00	0.00
Capital gains – Other method (TAP)	0.00	0.00	0.00
Capital gains – Other method (NTAP)	0.00	0.00	0.00
NCMI capital Gains	0.00		
Excluded from NCMI capital gains	0.00		
<b>Net Capital Gain</b>	<b>0.00</b>	<b>0.00</b>	<b>0.00</b>
<b>AMIT CGT Gross up amount</b>			0.00
<b>Other capital gains distribution</b>	0.00		
<b>Total current year capital gains (C)</b>	<b>0.00</b>		0.00
<b>Foreign Income</b>			
Assessable foreign source income	3,704.48	0.00	3,704.48
Australian Franking Credit from NZ Company	0.00	0.00	0.00
<b>Total foreign income (D)</b>	<b>3,704.48</b>	<b>0.00</b>	
<b>Cash Distribution Sub Total (A+X+C+D)</b>	<b>3,704.48</b>		
<b>Other Non-Assessable Amounts</b>			
Net exempted amounts	0.00		
Non-assessable non-exempt amounts (F)	0.00		
Other non-attributable amounts	52.36		
<b>Gross Cash Distribution (G)</b>	<b>3,756.84</b>		
<b>Attribution Managed Investment Trust (AMIT) cost base adjustments</b>			
AMIT cost base net amount – excess (decrease)	52.36		
AMIT cost base net amount – shortfall (increase)	0.00		
<b>Other amounts deducted from trust distributions</b>			
Less: TFN amounts withheld	0.00		
Less: Non-resident withholding tax	0.00		
Less: Other expenses	0.00		
<b>Net Cash Distribution</b>	<b>3,756.84</b>		

### Notes:

1. All amounts are in Australian dollars and withholding tax has been deducted where applicable.
2. Trustees may choose to show the franked distributions at label 13C rather than at label 13U.
3. If your total foreign income tax offset from all sources for the year is \$1,000 or less, then you can claim this amount in full. Otherwise, you will need to refer to the publication Guide To Foreign Income Tax Offset Rules (NAT 72923) to work out your entitlement.

**PLEASE RETAIN THIS STATEMENT FOR INCOME TAX PURPOSES**

**Part A: Your details**

 003 000024

HERDIS PTY LTD  
<CROZIER FAMILY S/FUND A/C>  
UNIT 1 3 COVE AVENUE  
MANLY NSW 2095

**Date:** 17 July 2023  
**Reference No.:** X\*\*\*\*\*6737

**Platinum International Fund (Quoted Managed Hedge Fund) (ASX: PIXX)  
Attribution Managed Investment Trust Member Annual Statement  
for the year ended 30 June 2023**

**Part B: Summary of 2023 tax return (supplementary section) items for a resident individual**

Item	Amount	Tax return label
Share of net income from trusts, less net capital gains, foreign income and franked distributions	\$1.70	13U
Franked distribution from trusts	\$0.00	13C
Share of franking credits from franked dividends	\$0.54	13Q
Share of credit for tax file number amounts withheld from interest, dividends and unit trust distributions	\$0.00	13R
Share of credit for foreign resident withholding amounts (excluding capital gains)	\$0.00	13A
Net capital gain	\$1,140.34	18A
Total current year capital gains	\$2,280.68	18H
CFC Income	\$0.00	19K
Assessable foreign source income	\$748.28	20E
Other net foreign source income	\$748.28	20M
Australian franking credits from a New Zealand franking company	\$0.00	20F
Foreign income tax offset *	\$75.23	20O

\*To work out your foreign income tax offset (FITO) entitlement, see 20 Foreign source income and foreign assets or property or the Guide to foreign tax offset rules 2023.

**Part B: Capital gains tax information - Additional information for item 18**

	Amount	
Capital gains - discounted method	\$2,280.68	(gross amount)
Capital gains - other method	\$0.00	
<b>Total current year capital gains</b>	<b>\$2,280.68</b>	


Part C: Components of attribution	Cash Distributions	Tax paid or Franking credit (gross up)	Attributable amount
<b>Australian Income</b>			
Interest (subject to non - resident withholding tax)			\$1.70
Interest (not subject to non - resident withholding tax)			\$0.00
Dividends - unfranked amount declared to be CFI			\$0.00
Dividends - unfranked amount not declared to be CFI			\$0.00
Other assessable Australian income (Other)			\$0.00
Other assessable Australian income (NCMI)			\$0.00
Other assessable Australian income (Excluded from NCMI)			\$0.00
Other assessable Australian income (CBMI)			\$0.00
<b>Non-primary production income</b>			<b>\$1.70</b>
<b>Dividends - Franked amount</b>		<b>\$0.00</b>	<b>\$0.00</b>
<b>Capital Gains</b>			
Capital gains – Discounted method TAP (Other)			\$0.00
Capital gains – Discounted method TAP (NCMI)			\$0.00
Capital gains – Discounted method TAP (Excluded from NCMI)			\$0.00
Capital gains – Discounted method TAP (CBMI)			\$0.00
Capital gains - Discounted method NTAP			\$1,137.87
Taxable foreign capital gains - Discounted method	\$2.47		\$2.47
Capital gains – Other method TAP (Other)			\$0.00
Capital gains – Other method TAP (NCMI)			\$0.00
Capital gains – Other method TAP (Excluded from NCMI)			\$0.00
Capital gains – Other method TAP (CBMI)			\$0.00
Capital gains - Other method NTAP			\$0.00
Taxable foreign capital gains - Other method	\$0.00		\$0.00
<b>Net Capital Gains</b>		<b>\$2.47</b>	<b>\$1,140.34</b>
AMIT CGT gross up amount			\$1,140.34
Other capital gains distribution			
<b>Total current year capital gains</b>		<b>\$2.47</b>	<b>\$2,280.68</b>
<b>Foreign Income</b>			
Other net foreign source income		\$72.76	\$748.28
<b>Assessable foreign source income</b>		<b>\$72.76</b>	<b>\$748.28</b>
Australian franking credit from a New Zealand franking company		\$0.00	\$0.00
CFC income			\$0.00
<b>Total foreign income</b>		<b>\$72.76</b>	<b>\$748.28</b>
<b>Other Non-assessable Amounts</b>			
Net exempt income			\$0.00
Non-assessable non-exempt amount			\$0.00
Other non-attributable amounts			\$0.00
<b>Total Non-Assessable amounts</b>			<b>\$0.00</b>
<b>Gross Cash Distribution</b>	\$2,954.89		
Less: TFN amounts withheld	\$0.00		
Less: Non-resident tax withheld on interest and dividends	\$0.00		
Less: Non-resident tax withheld on fund payments	\$0.00		
<b>Net Cash Distribution</b>	<b>\$2,954.89</b>		
<b>Part D: Tax offsets</b>			
<b>Tax offsets</b>			<b>Amount</b>
Franking credit tax offset from Australian resident companies			\$0.54
Foreign income tax offset - Other net foreign source income			\$72.76
Foreign income tax offset - Taxable foreign capital gains - Discounted method			\$2.47
Foreign income tax offset - Taxable foreign capital gains - Other method			\$0.00
Australian franking credit from a New Zealand franking company			\$0.00
<b>Total tax offsets</b>			<b>\$75.77</b>
<b>Part E: Attribution Managed Investment Trust ('AMIT') cost base adjustments</b>			<b>Amount</b>
<b>AMIT cost base net amount - excess (decrease cost base)</b>			\$0.00
<b>AMIT cost base net amount - shortfall (increase cost base)</b>			\$0.00

To view or change your details, please visit our investor website at [www.linkmarketservices.com.au](http://www.linkmarketservices.com.au)

001084 000 SGP  
 HERDIS PTY LTD  
 <CROZIER FAMILY S/FUND A/C>  
 UNIT 1 3 COVE AVENUE  
 MANLY NSW 2095

## Update your Information

 **Online:**  
[www.computershare.com.au/easyupdate/sgp](http://www.computershare.com.au/easyupdate/sgp)

 **By Mail:**  
 Computershare Investor Services Pty Limited  
 GPO Box 2975 Melbourne  
 Victoria 3001 Australia

**Enquiries:**  
 (within Australia) 1800 804 985  
 (outside Australia) +61 3 9415 4058

## Holder Identification Number (HIN)

HIN WITHHELD

### Attribution Managed Investment Trust Member Annual Statement for the year ended 30 June 2023

COMPONENT SUMMARY FINANCIAL YEAR 2023	Cash Distribution Amount	Tax Attribution Amount
Non-primary production income	\$1,714.02	\$1,714.02
Discounted capital gains	\$120.55	\$120.55
Other capital gains distribution	\$120.55	\$120.55
Other non-attributable amounts	\$746.10	\$0.00
<b>Gross cash distribution</b>	<b>\$2,701.22</b>	<b>\$1,955.12</b>

The following tax return items are valid for Australian resident individual unitholders only.

PART A – SUMMARY OF 2023 TAX RETURN (SUPPLEMENTARY SECTION) ITEMS		
Item	Tax Return Label	Tax Attribution Amount
Share of net income from trusts, less net capital gains, foreign income and franked distributions	13U	\$1,714.02
Franked distributions from trusts	13C	\$0.00
Share of franking credits from franked dividends	13Q	\$0.00
Share of credit for TFN amounts withheld from interest, dividends and unit trust distributions	13R	\$0.00
Share of credit for foreign resident withholding amounts	13A	\$0.00
Share of credit for tax paid by trustee	13S	\$0.00
Net capital gain	18A	\$120.55
Total current year capital gains	18H	\$241.10
Assessable foreign source income	20E	\$0.00
Australian franking credits from a New Zealand company	20F	\$0.00
Other net foreign source income	20M	\$0.00
Foreign income tax offset	20O	\$0.00

PART B – COMPONENTS OF DISTRIBUTION			
Item	Cash Distribution Amount	Tax Paid / Offsets	Tax Attribution Amount
<b>Australian income</b>			
Unfranked distributions	\$0.00		\$0.00
Interest - subject to non resident WHT	\$708.35		\$708.35
Other assessable Australian income	\$969.49		\$969.49
Non-primary production - NCMI	\$35.96		\$35.96
Non-primary production - excluded from NCMI	\$0.22		\$0.22
<b>Non-primary production income</b>	<b>\$1,714.02</b>		<b>\$1,714.02</b>
<b>Franked distributions</b>	<b>\$0.00</b>	<b>\$0.00</b>	<b>\$0.00</b>
<b>Capital gains</b>			
Discounted capital gains TAP	\$120.55		\$120.55
Discounted capital gains NTAP	\$0.00		\$0.00
Capital gains - other method TAP	\$0.00		\$0.00
Capital gains - other method NTAP	\$0.00		\$0.00
Capital gains - NCMI	\$0.00		\$0.00
Capital gains - excluded from NCMI	\$0.00		\$0.00
<b>Net capital gain</b>	<b>\$120.55</b>		<b>\$120.55</b>
AMIT CGT gross up amount			\$120.55
Other capital gains distribution	\$120.55		
<b>Total current year capital gains</b>	<b>\$241.10</b>		<b>\$241.10</b>
<b>Foreign income</b>			
<b>Assessable foreign source income</b>	<b>\$0.00</b>	<b>\$0.00</b>	<b>\$0.00</b>
<b>Other non-assessable amounts</b>			
Non-assessable non-exempt amount	\$0.00		\$0.00
Net exempt income	\$0.00		
Other non-attributable amounts	\$746.10		
<b>Gross Amount</b>	<b>\$2,701.22</b>		<b>\$1,955.12</b>
AMIT cost base net amount - excess (reduce cost base)			\$746.10
AMIT cost base net amount - shortfall (increase cost base)			\$0.00
Less TFN amounts withheld	\$0.00		
Less non-resident withholding tax			
- Interest	\$0.00		
- NCMI	\$0.00		
- Excluded from NCMI	\$0.00		
Less Fund payment withholding tax (other than NCMI / excluded from NCMI)	\$0.00		
<b>Net Cash Distribution</b>	<b>\$2,701.22</b>		

Item	Attribution Amount (\$)	Tax Paid / Payable (\$)
<b>Non-resident reporting</b>		
Interest exempt from withholding	\$0.00	\$0.00
Non-resident withholding amount		
- Interest	\$708.35	\$0.00
- NCMI	\$35.96	\$0.00
- Excluded from NCMI	\$0.22	\$0.00
<b>Managed Investment Trust Fund Payment (other than NCMI / Excluded from NCMI)</b>	<b>\$1,210.59</b>	<b>\$0.00</b>
<i>Deemed Payment – Interest</i>	<i>\$0.00</i>	<i>\$0.00</i>
<i>Deemed Payment – Fund Payment</i>	<i>\$0.00</i>	<i>\$0.00</i>

183251 000 VAP



HERDIS PTY LTD  
<CROZIER FAMILY S/FUND A/C>  
UNIT 1 3 COVE AVENUE  
MANLY NSW 2095

## Contact Us:



Online:

[www.investorcentre.com/au/contact](http://www.investorcentre.com/au/contact)



By Mail:

Computershare Investor Services Pty Limited  
GPO Box 2975 Melbourne  
Victoria 3001 Australia

## Enquiries:

(within Australia) 1300 757 905  
(international) +61 3 9415 4813

## Holder Identification Number (HIN)

HIN WITHHELD

## ATTRIBUTION MANAGED INVESTMENT TRUST MEMBER ANNUAL TAX STATEMENT FOR YEAR ENDED 30 JUNE 2023

The following tax return items are valid for Australian resident individual unitholders only.

PART A – SUMMARY OF 2023 TAX RETURN (SUPPLEMENTARY SECTION) ITEMS			
Item	Tax Return Label	Amount	
Share of net income from trusts, less net capital gains, foreign income and franked distributions	13U	\$1,930.12	
Franked distributions from trusts	13C	\$612.49	
Share of franking credits from franked dividends	13Q	\$195.07	
Share of credit for TFN amounts withheld	13R	\$0.00	
Share of credit for foreign resident withholding amounts	13A	\$0.00	
Net capital gain	18A	\$1,433.40	
Total current year capital gains	18H	\$2,866.80	
Assessable foreign source income	20E	\$78.32	
Other net foreign source income	20M	\$78.32	
Foreign income tax offset	20O	\$3.22	
PART B – COMPONENTS OF ATTRIBUTION			
Item	Cash Distribution	Tax Paid/Offsets	Attribution
<b>Australian Income</b>			
Unfranked distributions	\$77.46		\$63.57
Unfranked CFI distributions	\$0.28		\$0.00
Interest - subject to non resident WHT	\$309.72		\$336.72
Interest - not subject to non resident WHT	\$0.00		\$0.00
Other income - clean building MIT income	\$14.54		\$14.24
Other income - excluded from NCMI	\$16.59		\$16.90
Other income - NCMI	\$36.15		\$37.11
Other income	\$1,338.72		\$1,461.58
<b>Non primary production income</b>	<b>\$1,793.46</b>		<b>\$1,930.12</b>
<b>Franked distributions</b>	<b>\$438.06</b>	<b>\$195.07</b>	<b>\$612.49</b>
<b>Capital Gains</b>			
Discounted capital gains TAP - clean building MIT income	\$0.00		\$0.00
Discounted capital gains TAP - excluded from NCMI	\$0.00		\$0.00
Discounted capital gains TAP - NCMI	\$0.00		\$0.00
Discounted capital gains TAP	\$637.25		\$590.17
Discounted capital gains NTAP	\$737.63		\$843.23
Capital gains – other method TAP - clean building MIT income	\$0.00		\$0.00
Capital gains – other method TAP - excluded from NCMI	\$0.00		\$0.00
Capital gains – other method TAP - NCMI	\$0.00		\$0.00
Capital gains – other method TAP	\$0.00		\$0.00
Capital gains – other method NTAP	\$0.00		\$0.00
<b>Net capital gain</b>	<b>\$1,374.88</b>		<b>\$1,433.40</b>
AMIT CGT gross up amount			\$1,433.40
Other capital gains distribution	\$1,374.88		
<b>Total current year capital gains</b>	<b>\$2,749.76</b>		<b>\$2,866.80</b>
<b>Foreign Income</b>			
<b>Assessable foreign source income</b>	<b>\$74.73</b>	<b>\$3.22</b>	<b>\$78.32</b>
<b>Other Non-assessable Amounts</b>			
Non-assessable non-exempt amount	\$0.00		\$0.00
Net exempt income	\$0.00		
Other non-attributable amounts	\$0.00		
<b>Gross Amount</b>	<b>\$5,056.01</b>		<b>\$5,487.73</b>
AMIT cost base net amount - excess (reduce cost base)			\$0.00
AMIT cost base net amount - shortfall (increase cost base)			\$233.43
Less TFN amounts withheld	\$0.00		
Less non-resident withholding tax			
- Interest / dividend amounts withheld	\$0.00		
- Fund payment amounts withheld	\$0.00		
<b>Net Cash Distribution</b>	<b>\$5,056.01</b>		



Crozier Family Superannuation Fund  
1/3 Cove Avenue  
MANLY NSW 2095

**Enquiries: 1800 022 033**

**Mail:** GPO Box 804  
Melbourne VIC 3001

**Web:** www.perpetual.com.au

**Enquiries Email:**  
investments@perpetual.com.au

**Transactions Email:**  
perpetual\_transactions@unitregsitry.com.au

**Perpetual Investment Management Limited**

**ABN 18 000 866 535**  
**AFSL 234426**

**Date**  
13 July 2022

**Part A: Your Details**  
**Investor Name**  
Herdis Pty Ltd <Crozier Family Superannuation Fund>

**Investor Number**  
20017

**Account Holder Name**      **TFN/ABN**  
Crozier Family                  Provided  
Superannuation Fund

**Investor Type**  
Superannuation Fund

**Tax Residence**  
Australia

**Overseas Tax ID No**  
Not Provided

## AMMA Statement Barrow Hanley Global Equity Trust 01 July 2021 to 30 June 2022

Dear Investor

Please find below the Attribution Managed Investment Trust Member Annual (AMMA) Statement for the year ended 30 June 2022 for your investment in the Barrow Hanley Global Equity Trust.

The following tax return items are valid for Australian resident individual unitholders only.

Part B Tax Return (Supplementary Section)	Summary of tax return (supplementary section) items	
	Amount (\$)	Tax return label
Share of non-primary production income	0.00	13U
Franked distributions from trusts	0.00	13C
Share of franking credit from franked dividends	0.00	13Q
Share of Tax paid by Trustee	0.00	13S
Net capital gain	2,381.36	18A
Total current year capital gains	4,762.72	18H
Attributed CFC income	0.00	19K
Assessable foreign source income	587.90	20E
Other net foreign source income	587.90	20M
Australian franking credits from a New Zealand franking company	0.00	20F
Foreign income tax offsets	145.89	20O

Any amount shown above in Part B "Tax return label 13A" includes withholding tax amounts as well as section 276-105 income tax shown in Part C (if any) except for withholding tax payable on a deemed payment which is only shown in Part C (if any).

\*To work out your foreign income tax offset (FITO) entitlement, see "20 Foreign source income and foreign assets or property" or the Guide to foreign income tax offset rules 2022 on www.ato.gov.au.

For the purposes of preparing a Tax Return (Supplementary Section), any withholding tax on deemed payments of interest, dividends or Fund Payments as stated in the 'Non-resident Reporting' section of Part C should be added to the amount shown at Label 13A (if any).

For the purposes of preparing a Tax Return (Supplementary Section), any such withholding tax on Deemed Payment - (for TFN withholding purposes) as stated in the 'Resident Reporting' section of Part C should be added to the amount shown at Label 13R (if any).

# AMMA Statement

Barrow Hanley Global Equity Trust  
01 July 2021 to 30 June 2022

Page 2 of 4  
Investor Number 20017

Part C		
Components of an attribution		Attribution/Amount (\$)
<b>Australian Income</b>		
<b>Non-primary production income</b>		<b>0.00</b>
<b>Capital Gains</b>		
Discounted capital gain NTAP		2,381.36
<b>Net capital gain</b>		<b>2,381.36</b>
AMIT CGT gross up amount		2,381.36
<b>Total current year capital gains</b>		<b>4,762.72</b>
<b>Foreign Income</b>		
Other Net Foreign Source Income		587.90
<b>Assessable foreign source income</b>		<b>587.90</b>
<b>Total foreign income</b>		<b>587.90</b>
<b>Other Non-Assessable Amounts</b>		
Other capital gains distribution		2,381.35
		<b>Cash distribution (\$)</b>
<b>Gross cash distribution</b>		<b>5,204.72</b>
<b>Net cash distribution</b>		<b>5,204.72</b>
<b>Tax Offset</b>		
Franking credit tax offset		0.00
Foreign income tax offset		145.89
<b>AMIT Cost Base Adjustment (#)</b>		
AMIT cost base net amount- excess		0.00
AMIT cost base net amount- shortfall		0.01
<b>Non-resident Reporting</b>		
	<b>Tax Paid (\$)</b>	<b>Attribution/Amount (\$)</b>
Interest exempt from withholding	0.00	0.00
Non-resident withholding amount	0.00	0.00
Non-resident member ss276-105(2)(a) or (b)	0.00	0.00
Non-resident member ss276-105(2)(c)	0.00	0.00
Managed Investment Trust Fund Payment (Other)	0.00	0.00
Managed Investment Trust Fund Payment (CBMI)	0.00	0.00
Managed Investment Trust Fund Payment (NCMI)	0.00	0.00
Managed Investment Trust Fund Payment (ExNCMI)	0.00	0.00
Managed Investment Trust Fund Payment (Total)	0.00	0.00
Deemed payment - Dividend	0.00	0.00
Deemed payment - Interest	0.00	0.00
Deemed payment - Fund Payment (Other)	0.00	0.00
Deemed payment - Fund Payment (CBMI)	0.00	0.00
Deemed payment - Fund Payment (NCMI)	0.00	0.00
Deemed payment - Fund Payment (ExNCMI)	0.00	0.00
Deemed payment - Fund Payment (Total)	0.00	0.00
Deemed payment - Royalties	0.00	0.00

The labels at items on the tax return are the white letters inside coloured boxes on the Tax return for individuals (supplementary section) 2022. If you use a tax agent to prepare your income tax return, advise them to rely on the information in this statement rather than information that may be displayed in the tax agent's pre-filing service. If you use myTax to prepare your income tax return, check the pre-filled amounts against this statement and correct them if necessary. Depending on your particular circumstances, you may also need to use the data in part C (for example, if you are required to perform additional calculations or if you are a non-resident individual).





Crozier Family Superannuation Fund  
1/3 Cove Avenue  
MANLY NSW 2095

**Enquiries: 1800 022 033**

**Mail:** GPO Box 804  
Melbourne VIC 3001

**Web:** www.perpetual.com.au

**Enquiries Email:**  
investments@perpetual.com.au

**Transactions Email:**  
perpetual\_transactions@unitregsitry.com.au

**Perpetual Investment Management Limited**

**ABN 18 000 866 535**  
**AFSL 234426**

**Date**  
20 July 2023

**Part A: Your Details**  
**Investor Name**  
Herdis Pty Ltd <Crozier Family Superannuation Fund>

**Investor Number**  
20017

**Account Holder Name**      **TFN/ABN**  
Crozier Family                  Provided  
Superannuation Fund

**Investor Type**  
Superannuation Fund

**Tax Residence**  
Australia

**Overseas Tax ID No**  
Not Provided

## AMMA Statement Barrow Hanley Global Equity Trust 01 July 2022 to 30 June 2023

Dear Investor

Please find below the Attribution Managed Investment Trust Member Annual (AMMA) Statement for the year ended 30 June 2023 for your investment in the Barrow Hanley Global Equity Trust.

The following tax return items are valid for Australian resident individual unitholders only.

Part B Tax Return (Supplementary Section)	Summary of tax return (supplementary section) items	
	Amount (\$)	Tax return label
Share of non-primary production income	0.00	13U
Franked distributions from trusts	0.00	13C
Share of franking credit from franked dividends	0.00	13Q
Share of Tax paid by Trustee	0.00	13S
Net capital gain	2,941.58	18A
Total current year capital gains	5,883.16	18H
Attributed CFC income	0.00	19K
Assessable foreign source income	1,115.66	20E
Other net foreign source income	1,115.66	20M
Australian franking credits from a New Zealand franking company	0.00	20F
Foreign income tax offsets	236.97	20O

Any amount shown above in Part B "Tax return label 13A" includes withholding tax amounts as well as section 276-105 income tax shown in Part C (if any) except for withholding tax payable on a deemed payment which is only shown in Part C (if any).

\*To work out your foreign income tax offset (FITO) entitlement, see "20 Foreign source income and foreign assets or property" or the Guide to foreign income tax offset rules 2023 on www.ato.gov.au.

For the purposes of preparing a Tax Return (Supplementary Section), any withholding tax on deemed payments of interest, dividends or Fund Payments as stated in the 'Non-resident Reporting' section of Part C should be added to the amount shown at Label 13A (if any).

For the purposes of preparing a Tax Return (Supplementary Section), any such withholding tax on Deemed Payment - (for TFN withholding purposes) as stated in the 'Resident Reporting' section of Part C should be added to the amount shown at Label 13R (if any).

Please retain this statement for income tax purposes

# AMMA Statement

Barrow Hanley Global Equity Trust  
01 July 2022 to 30 June 2023

Page 2 of 4  
Investor Number 20017

Part C		
Components of an attribution		Attribution/Amount (\$)
<b>Australian Income</b>		
<b>Non-primary production income</b>		<b>0.00</b>
<b>Capital Gains</b>		
Discounted capital gain NTAP		2,941.58
<b>Net capital gain</b>		<b>2,941.58</b>
AMIT CGT gross up amount		2,941.58
<b>Total current year capital gains</b>		<b>5,883.16</b>
<b>Foreign Income</b>		
Other Net Foreign Source Income		1,115.66
<b>Assessable foreign source income</b>		<b>1,115.66</b>
<b>Total foreign income</b>		<b>1,115.66</b>
<b>Other Non-Assessable Amounts</b>		
Other capital gains distribution		2,941.57
		<b>Cash distribution (\$)</b>
<b>Gross cash distribution</b>		<b>6,761.84</b>
<b>Net cash distribution</b>		<b>6,761.84</b>
<b>Tax Offset</b>		
Franking credit tax offset		0.00
Foreign income tax offset		236.97
<b>AMIT Cost Base Adjustment (#)</b>		
AMIT cost base net amount- excess		0.00
AMIT cost base net amount- shortfall		0.01
<b>Non-resident Reporting</b>	<b>Tax Paid (\$)</b>	<b>Attribution/Amount (\$)</b>
Interest exempt from withholding	0.00	0.00
Non-resident withholding amount	0.00	0.00
Non-resident member ss276-105(2)(a) or (b)	0.00	0.00
Non-resident member ss276-105(2)(c)	0.00	0.00
Managed Investment Trust Fund Payment (Other)	0.00	0.00
Managed Investment Trust Fund Payment (CBMI)	0.00	0.00
Managed Investment Trust Fund Payment (NCMI)	0.00	0.00
Managed Investment Trust Fund Payment (ExNCMI)	0.00	0.00
Managed Investment Trust Fund Payment (Total)	0.00	0.00
Deemed payment - Dividend	0.00	0.00
Deemed payment - Interest	0.00	0.00
Deemed payment - Fund Payment (Other)	0.00	0.00
Deemed payment - Fund Payment (CBMI)	0.00	0.00
Deemed payment - Fund Payment (NCMI)	0.00	0.00
Deemed payment - Fund Payment (ExNCMI)	0.00	0.00
Deemed payment - Fund Payment (Total)	0.00	0.00
Deemed payment - Royalties	0.00	0.00

The labels at items on the tax return are the white letters inside coloured boxes on the Tax return for individuals (supplementary section) 2023. If you use a tax agent to prepare your income tax return, advise them to rely on the information in this statement rather than information that may be displayed in the tax agent's pre-filing service. If you use myTax to prepare your income tax return, check the pre-filled amounts against this statement and correct them if necessary. Depending on your particular circumstances, you may also need to use the data in part C (for example, if you are required to perform additional calculations or if you are a non-resident individual).

**Invoice Date**  
10 Feb 2023

**Invoice Number**  
INV-9740

# TAX INVOICE

CROZIER FAMILY SUPERANNUATION  
FUND  
Unit 1/3 Cove Avenue  
MANLY NSW 2095  
AUSTRALIA  
ABN: 75 125 779 451

Description	Quantity	Unit Price	GST Amount AUD	
SF, Preparation and Lodgement of financial Accounts for the Self-Managed Superannuation Fund for the period ended 30th June 2022.	1.00	2,400.00	10%	2,400.00
ASF, Audit of Self-Managed Superannuation Fund and calculation of minimum pension.	1.00	1,140.00	10%	1,140.00
ACT, Actuary Certificate	1.00	180.00	10%	180.00
			Subtotal	3,720.00
			Total GST 10%	372.00
			Invoice Total AUD	4,092.00
			Total Net Payments AUD	4,092.00
			<b>Amount Due AUD</b>	<b>0.00</b>

## PAYMENT ADVICE

To: Pacific Ridge Capital  
PO BOX 613  
BALGOWLAH NSW 2093  
AUSTRALIA  
**Due Date: 24 Feb 2023**

**Pacific Ridge Capital**  
**BSB: 032-101**  
**ACCOUNT NO: 148238**

<b>Customer</b>	CROZIER FAMILY SUPERANNUATION FUND
<b>Invoice Number</b>	INV-9740
<b>Amount Due</b>	0.00
<b>Due Date</b>	24 Feb 2023
<b>Amount Enclosed</b>	Enter the amount you are paying above



## Income tax 551

<b>Date generated</b>	17 October 2023
<b>Overdue</b>	\$0.00
<b>Not yet due</b>	\$0.00
<b>Balance</b>	\$0.00

## Transactions

4 results found - from **17 October 2021** to **17 October 2023** sorted by **processed date** ordered **newest to oldest**

Processed date	Effective date	Description	Debit (DR)	Credit (CR)	Balance
14 Feb 2023	17 Feb 2023	EFT refund for Income Tax for the period from 01 Jul 21 to 30 Jun 22	\$26,475.40		\$0.00
13 Feb 2023	13 Feb 2023	Tax return Self Man Superfund - Income Tax for the period from 01 Jul 21 to 30 Jun 22		\$26,475.40	\$26,475.40 CR
12 Apr 2022	19 Apr 2022	EFT refund for Income Tax for the period from 01 Jul 20 to 30 Jun 21	\$15,924.02		\$0.00
12 Apr 2022	12 Apr 2022	Tax return Self Man Superfund - Income Tax for the period from 01 Jul 20 to 30 Jun 21		\$15,924.02	\$15,924.02 CR

CROZIER FAMILY SF

## Trial Balance

As At 30 Jun 2023

	As at 30 Jun 2022		As at 30 Jun 2023			
	Debit	Credit	Quantity	Debit	Credit	Quantity
<b>Income</b>						
<b>Investment Gains</b>						
Realised Capital Gains						
Shares in Listed Companies						
Commonwealth Bank of Australia	\$	0.00		\$	0.00	
ETFS Metal Securities Australia Limited - ETFS Physical GOLD				\$	8,563.58	
Invictus Energy Ltd	\$	0.00		\$	6,307.04	
IPH Limited	\$	22,529.13		\$	0.00	
Jacka Resources Limited- Delisted		4.10		\$	0.00	
Juno Minerals Limited	\$	0.00		\$	4,710.29	
Megaport Limited	\$	0.00		\$	2,210.11	
Milton Corporation Limited	\$	97,320.23		\$	0.00	
National Australia Bank Limited	\$	0.00		\$	11,947.67	
Wellard Limited	\$	54,408.40		\$	0.00	
Woodside Energy Group Ltd	\$	0.00		\$	645.08	
Woolworths Group	\$	6,871.00		\$	0.00	
<b>Total Shares in Listed Companies</b>	<b>\$</b>	<b>48,364.09</b>		<b>\$</b>	<b>12,349.11</b>	
Stapled Securities						
Dexus - Fully Paid Units Stapled Securities		0.00		\$	4,193.90	
Dexus Industria REIT - Fully Paid Ordinary/Units Stapled Securities				\$	1,171.31	
Stockland - Fully Paid Ordinary/Units Stapled Securities				\$	1,497.94	
<b>Total Stapled Securities</b>	<b>\$</b>	<b>0.00</b>		<b>\$</b>	<b>1,524.65</b>	
Units In Listed Unit Trusts						
Partners Group Global Income Fund - Ordinary Units Fully Paid	\$	0.00		\$	9,465.34	
<b>Total Units In Listed Unit Trusts</b>	<b>\$</b>	<b>0.00</b>		<b>\$</b>	<b>9,465.34</b>	
Units In Unlisted Unit Trusts						
FSREC Property Fund	\$	60.54		\$	645.64	
<b>Total Units In Unlisted Unit Trusts</b>	<b>\$</b>	<b>60.54</b>		<b>\$</b>	<b>645.64</b>	
<b>Total Realised Capital Gains</b>	<b>\$</b>	<b>42,203.55</b>		<b>\$</b>	<b>2,004.76</b>	
<b>Increase in Market Value</b>						
Derivative Investments						
Magellan Global Fund Option Expiring 01-Mar-2024 Ex At Disc To Est Nav				\$	321.79	
Naos Small Cap Options Company Limited - Option Expiring 28-Jun-2024				\$	1,150.00	
<b>Total Derivative Investments</b>	<b>\$</b>	<b>0.00</b>		<b>\$</b>	<b>828.21</b>	
Managed Investments						
Barrow Hanley Global Equity Trust		0.00		\$	1,917.57	
CI Global Equities (hedged)				\$	11,271.72	
RARE Infrastructure Income Fund Class B				\$	10,903.82	
<b>Total Managed Investments</b>	<b>\$</b>	<b>0.00</b>		<b>\$</b>	<b>2,285.47</b>	
Shares in Listed Companies						
Altech Chemicals Ltd	\$	2,250.00		\$	30,750.00	
Australia and New Zealand Banking Group Limited - Cap Note 6-Bbsw+3.40% Perp Non-Cum Red T-09-21				\$	0.00	
BHP Group Limited	\$	975.96		\$	3,564.22	
Emeco Holdings				\$	2,910.33	
ETFS Metal Securities Australia Limited - ETFS Physical GOLD				\$	983.60	
Insurance Australia Limited - Cap Note 3-Bbsw+4.70% Perp Non-Cum Red T-06-30				\$	0.00	
IPH Limited	\$	10,634.80		\$	2,310.00	
Jacka Resources Limited- Delisted		337.32		\$	0.00	
Juno Minerals Limited	\$	0.08		\$	4,690.34	
Jupiter Mines Limited	\$	0.00		\$	0.00	
L1 Long Short Fund Limited	\$	2,000.00		\$	27,546.40	
Megaport Limited	\$	3,838.49		\$	13,838.49	
Milton Corporation	\$	6,871.00		\$	0.00	
Naos Emerging Opportunities Company Limited				\$	750.00	
Naos Small Cap Options Company Limited				\$	4,000.00	
National Australia Bank Limited	\$	8,541.00		\$	19,284.81	
NEW Energy Solar Limited				\$	19,187.76	
Nextdc Limited	\$	4,392.55		\$	3,543.06	
Platinum Asset Management Limited				\$	0.00	
Santos Limited	\$	3,370.95		\$	1,021.50	

Spheria Emerging Equities Limited		\$	2,081.10	
Telstra Group Limited	\$	2,700.00		\$ 13,500.00
Wam Global Limited				\$ 6,600.00
Wellard Limited	\$	54,787.19		\$ 0.00
Woodside Energy Group Ltd	\$	357.76		\$ 357.76
<b>Total Shares In Listed Equities</b>				<b>\$ 92,731.37</b>
<b>Stapled Securities</b>				
Apn Convenience Retail REIT - Fully Paid Units Stapled Securities			\$	0.00
Dexus - Fully Paid Units Stapled Securities			\$	990.00
Dexus Convenience Retail REIT - Fully Paid Units Stapled Securities	\$	4,798.20		
Dexus Industri REIT - Fully Paid Ordinary/Units Stapled Securities			\$	0.00
Dexus Industri REIT - Fully Paid Ordinary/Units Stapled Securities			\$	7,836.78
Stockland - Fully Paid Ordinary/Units Stapled Securities			\$	2,893.70
<b>Total Stapled Securities</b>				<b>\$ 6,922.28</b>
<b>Units In Listed Unit Trusts</b>				
Activex Ardea Real Outcome Bond Fund (Managed Fund) - Active X Ardea RI Outcome Bnd Fund (Managed Fund)	\$	4,373.10		
Fidelity Global Emerging Markets Fund (Managed Fund) - Fidelity Global Em Fund (Managed Fund)				3,464.50
Kkr Credit Income Fund - Ordinary Units Fully Paid			\$	2,240.00
Magellan Global Bond - Ordinary Units Fully Paid Closed Class	\$	23,517.84		
Magellan High Conviction Trust (Managed Fund) - Magellan High Conviction Trust (Managed Fund)				7,883.48
Magellan High Conviction Trust (Managed Fund) - Ordinary Units Fully Paid			\$	0.00
Magellan Infrastructure Fund (Currency Hedged) (Managed Fund) - Magellan Inf Fund (Currency Hedged)	\$	9,060.60		
Nb Global Corporate Income Trust - Ordinary Units Fully Paid			\$	2,636.55
Ophir High Conviction Fund - Ordinary Units Fully Paid			\$	440.02
Partners Group Global Income Fund - Ordinary Units Fully Paid			\$	9,715.39
Platinum Asia Fund (Quoted Managed Hedge Fund) - Platinum Asia Fund (Quoted Managed Hedge Fund)	\$	1,413.18		
Platinum International Fund (Quoted Managed Hedge Fund) - Platinum Intl Fund (Quoted Managed Hedge Fund)	\$	2,115.30		
Vanguard Australian Property Securities Index ETF - Vanguard Australian Property Securities Index ETF				2,099.50
<b>Total Units In Listed Unit Trusts</b>				<b>\$ 41,892.66</b>
<b>Units In Unlisted Unit Trusts</b>				
FSREC Property Fund	\$	7,144.15		\$ 78.16
<b>Total Units In Unlisted Unit Trusts</b>				<b>\$ 78.16</b>
<b>Total Increase in Market Value</b>				<b>\$ 142,925.41</b>
<b>Total Investment Gains</b>				<b>\$ 144,930.17</b>

**Investment Income****Distributions****Managed Investments**

Barrow Hanley Global Equity Trust	0.00	\$	12,349.42
CI Global Equities Fund (hedged)	9.03	\$	10.40
RARE Infrastructure Income Fund Class A	4,586.81	\$	7,351.38
<b>Total Managed Investments</b>		<b>\$</b>	<b>19,711.20</b>

**Stapled Securities**

Apn Convenience Retail REIT - Fully Paid Units Stapled Securities		\$	0.00
Dexus - Fully Paid Units Stapled Securities		\$	1,232.00
Dexus Convenience Retail REIT - Fully Paid Units Stapled Securities		\$	3,454.70
Dexus Industri REIT - Fully Paid Ordinary/Units Stapled Securities		\$	0.00
Dexus Industri REIT - Fully Paid Ordinary/Units Stapled Securities		\$	1,851.07
Stockland - Fully Paid Ordinary/Units Stapled Securities		\$	2,701.22
<b>Total Stapled Securities</b>		<b>\$</b>	<b>9,238.99</b>

**Units In Listed Unit Trusts**

Activex Ardea Real Outcome Bond Fund (Managed Fund) - Active X Ardea RI Outcome Bnd Fund (Managed Fund)	\$	1,652.4	
Fidelity Global Emerging Markets Fund (Managed Fund) - Fidelity Global Em Fund (Managed Fund)			729.89
Kkr Credit Income Fund - Ordinary Units Fully Paid			\$ 2,940.00
Magellan Global Bond - Ordinary Units Fully Paid Closed Class	\$	5,877.60	
Magellan High Conviction Trust (Managed Fund) - Magellan High Conviction Trust (Managed Fund)			1,712.87
Magellan Infrastructure Fund (Currency Hedged) (Managed Fund) - Magellan Inf Fund (Currency Hedged)	\$	5,384.69	
Nb Global Corporate Income Trust - Ordinary Units Fully Paid			\$ 7,955.30
Ophir High Conviction Fund - Ordinary Units Fully Paid			\$ 2,755.14
Partners Group Global Income Fund - Ordinary Units Fully Paid			\$ 3,756.84
Platinum Asia Fund (Quoted Managed Hedge Fund) - Platinum Asia Fund (Quoted Managed Hedge Fund)	\$	1,646.94	
Platinum International Fund (Quoted Managed Hedge Fund) - Platinum Intl Fund (Quoted Managed Hedge Fund)	\$	3,080.66	
Vanguard Australian Property Securities Index ETF - Vanguard Australian Property Securities Index ETF			5,254.30
<b>Total Units In Listed Unit Trusts</b>		<b>\$</b>	<b>42,209.47</b>

**Units In Unlisted Unit Trusts**

FSREC Property Fund	\$	3,430.38		\$ 0.00
<b>Total Units In Unlisted Unit Trusts</b>				<b>\$ 0.00</b>

Total Distributions	\$	<b>82,806.93</b>	\$	<b>71,159.66</b>
---------------------	----	------------------	----	------------------

### Dividends

#### Shares in Listed Companies

Australia And New Zealand Banking Group Limited - Cap Note 6-Bbsw+3.40% Perp Non-Cum Red T-09-21				0.00
BHP Group Limited	\$	13,841.63	\$	5,330.64
Commonwealth Bank Of Australia.		11,821.72	\$	0.00
Emeco Holdings Limited	\$	2,673.58	\$	3,122.50
Insurance Australia Group Limited - Cap Note 6-Bbsw+4.70% Perp Non-Cum Red T-06-23		1,005.28	\$	3,007.67
IPH Limited	\$	3,717.93	\$	2,631.00
Jupiter Mines Limited.	\$	1,500.00	\$	2,200.00
L1 Long Short Fund Limited	\$	10,000.00	\$	13,571.43
Milton Corporation Limited	\$	4,842.63	\$	0.00
Naos Emerging Opportunities Company Limited	\$	500.00	\$	437.50
Naos Small Cap Opportunities Company Limited	\$	5,910.00	\$	5,485.71
National Australia Bank Limited	\$	16,210.00	\$	15,747.15
NEW Energy Solar Limited	\$	3,094.80	\$	0.00
Platinum Asset Management Limited	\$	3,142.86	\$	2,000.00
Santos Limited	\$	2,690.90	\$	3,400.61
Spheria Emerging Companies Limited	\$	5,351.41	\$	3,695.01
Telstra Group Limited	\$	6,857.14	\$	7,285.72
Wam Global Limited	\$	6,000.00	\$	6,428.57
Woodside Energy Group Ltd	\$	0.00	\$	922.40
Woolworths Group Limited	\$	7,894.29	\$	0.00

Total Shares in Listed Companies	\$	<b>110,083.26</b>	\$	<b>75,265.91</b>
----------------------------------	----	-------------------	----	------------------

#### Stapled Securities

Dexus - Fully Paid Units Stapled Securities	\$	292.20	\$	292.20
---	----	--------	----	--------

Total Stapled Securities	\$	<b>292.20</b>	\$	<b>292.20</b>
--------------------------	----	---------------	----	---------------

Total Dividends	\$	<b>110,375.46</b>	\$	<b>75,558.11</b>
-----------------	----	-------------------	----	------------------

### Interest

#### Cash and Cash Equivalents

ANZ Term Deposit 17564	\$	0.00	\$	997.26
Macquarie TD 2144	\$	0.00	\$	14,364.92
Macquarie TD55659	\$	0.00	\$	5,925.19
MyState Bank Ltd-High Yield	\$	558.73	\$	0.00

Total Cash and Cash Equivalents	\$	<b>558.73</b>	\$	<b>21,287.37</b>
---------------------------------	----	---------------	----	------------------

#### Cash At Bank

ANZ Cash Investment	\$	0.00	\$	3.22
ANZ- E- Trade Account	\$	0.13	\$	0.00
ANZ- Premium Account	\$	0.00	\$	11.08
BOQ: DDH Graham- At Call	\$	795.88	\$	0.00
Macquarie- CMA	\$	528.81	\$	1,627.55

Total Cash At Bank	\$	<b>1,324.82</b>	\$	<b>1,641.85</b>
--------------------	----	-----------------	----	-----------------

Total Interest	\$	<b>1,883.55</b>	\$	<b>22,929.22</b>
----------------	----	-----------------	----	------------------

Total Investment Income	\$	<b>195,065.94</b>	\$	<b>169,646.99</b>
-------------------------	----	-------------------	----	-------------------

Total Income	\$	<b>177,834.39</b>	\$	<b>314,577.16</b>
--------------	----	-------------------	----	-------------------

### Expenses

#### Member Payments

##### Pensions Paid

###### Mr Gary Crozier

Gary Crozier- Pension (ABP 501)	\$	54,000.00
---------------------------------	----	-----------

Total Mr Gary Crozier	\$	<b>54,000.00</b>
-----------------------	----	------------------

###### Mrs Anne Crozier

Anne Crozier- Pension (ABP 502)	\$	54,000.00
---------------------------------	----	-----------

Total Mrs Anne Crozier	\$	<b>54,000.00</b>
------------------------	----	------------------

Total Pensions Paid	\$	<b>108,000.00</b>
---------------------	----	-------------------

Total Member Payments	\$	<b>108,000.00</b>
-----------------------	----	-------------------

#### Other Expenses

Accountancy Fee	\$	198.00	\$	2,838.00
-----------------	----	--------	----	----------

Actuarial Fee	\$	195.00	\$	198.00
---------------	----	--------	----	--------

Auditor Fee	\$	0.00	\$	1,254.00
-------------	----	------	----	----------

##### Bank Fees

Cash and Cash Equivalents				
---------------------------	--	--	--	--

Macquarie TD55659	\$	0.00	\$	3.87
Total Cash and Cash Equivalents	\$	0.00	\$	3.87
Total Bank Fees	\$	0.00	\$	3.87
Fund Administration Fees		18.95	\$	0.00
Regulatory Fees		56.00	\$	59.00
SMSF Supervisory Levy		259.00	\$	259.00
Total Other Expenses	\$	1,126.95	\$	4,611.87
Total Expenses	\$	121,126.95	\$	112,611.87

**Income Tax****Income Tax Expense**

Income Tax Expense		4,210.65	\$	3,017.40
Excessive Foreign Tax Credit Writeoff Expense		0.00	\$	1,474.64
Total Income Tax Expense	\$	5,117.45	\$	4,492.04
Total Income Tax	\$	5,117.45	\$	4,492.04

**Profit & Loss Clearing Account**

Total Profit & Loss Clearing Account	\$	304,078.79	\$	197,473.25
--------------------------------------	----	------------	----	------------

**Assets****Investments****Cash and Cash Equivalents**

Macquarie TD 2144	\$	0.00	\$	814,364.92	814,364.92000
Macquarie TD55659		700,000.00	\$	0.00	0
MyState Bank Ltd-H1000000		100,000.00	\$	0.00	0
Total Cash and Cash Equivalents	\$	800,000.00	\$	814,364.92	

**Derivative Investments**

Magellan Global Fund - 20186 Expiring 01-Mar-2024 Ex At Disc To E		45,971.00	\$	551.65	45,971
Naos Small Cap Oppor		50,000.00	\$	100.00	50,000
Total Derivative Investments	\$	95,971.00	\$	651.65	

**Managed Investments**

Barrow Hanley Global Equity Trust	\$	0.00	\$	101,917.57	73,469.99000
CI Global Equities Fund (Fid)		38,655.00	\$	93,842.74	38,655
RARE Infrastructure Fund Class B Units		144,997.58340	\$	147,665.54	144,997.58340
Total Managed Investments	\$	143,652.58340	\$	343,425.85	

**Shares in Listed Companies**

Altech Chemicals Ltd		4,500.00		750,000	\$	65,250.00	750,000
BHP Group Limited		39,311.25		953	\$	42,875.47	953
Emeco Holdings Limited		4,059.00		74,860	\$	65,000.00	100,000
ETFS Metals Australia Limited - ETFS Physical GOLD		3,640.00		3,640	\$	0.00	0
Insurance Australia Group Limited - Cap Note 3-Bbsw+4.70% Perp Non-Red T-06-23		7,000.00		7,000	\$	0.00	0
IPH Limited		57,120.00		7,000	\$	54,810.00	7,000
Jacka Resources Limited		3,250.00		112,500	\$	337.50	112,500
Juno Minerals Limited		704.49		6,126	\$	0.00	0
Jupiter Minerals Limited		9,500.00		100,000	\$	19,500.00	100,000
L1 Long Short Fund		25,000.00		100,000	\$	337,200.00	120,000
Megaport Limited		6,403.75		1,175	\$	0.00	0
Naos Emerging Opportunity Company Limited		1,000.00		5,000	\$	3,400.00	5,000
Naos Small Cap Opportunity Company Limited		58,400.00		80,000	\$	54,400.00	80,000
National Australia Bank		147,000.00		7,300	\$	184,590.00	7,000
NEW Energy Solar Limited		2,828.85		77,370	\$	4,874.31	77,370
Nextdc Limited		15,800.40		1,485	\$	23,361.06	1,857
Platinum Asset Management Limited		3,000.00		10,000	\$	17,400.00	10,000
Santos Limited		75,795.30		10,215	\$	76,816.80	10,215
Spheria Emerging Companies Limited		55,566.50		29,730	\$	56,487.00	29,730
Telstra Group Limited		5,500.00		30,000	\$	129,000.00	30,000
Wam Global Limited		67,600.00		40,000	\$	74,200.00	40,000
Woodside Energy Group		171.48		172	\$	0.00	0
Total Shares in Listed Companies	\$	1,279,481.12	\$	1,209,502.14			

**Stapled Securities**

Dexus - Fully Paid Units Stapled Securities		4,400.00	\$	0.00	0
Dexus Convenience REIT - Fully Paid Units Stapled Securities		15,994.00	\$	40,944.64	15,994
Dexus Infrastructure REIT - Fully Paid Ordinary/Units Stapled Securities		22,574.00	\$	0.00	0
Stockland - Fully Paid Units Stapled Securities		10,310.00	\$	0.00	0



Total Stapled Securities	182,983.74		\$	40,944.64		
<b>Units In Listed Unit Trusts</b>						
Activex Ardea Real Outcome Bond Fund (Managed Fund) - Active X Ardea RI Outcome Bond Fund (Managed Fund)	98,656.00				3,870	
Fidelity Global Emerging Markets Fund (Managed Fund) - Fidelity Global Emerging Markets Fund (Managed Fund)	76,617.00				13,325	
Kkr Credit Income Fund - Ordinary Units Fully Paid	40,768.00		\$	43,008.00	22,400	
Magellan Global Fund - Ordinary Units Fully Paid Closed Class	1,657,716.00		\$	125,175.60	75,864	
Magellan High Conviction Trust (Managed Fund) - Magellan High Conviction Trust (Managed Fund)	47,000.00				35,834	
Magellan Infrastructure Fund (Currency Hedged)(Managed Fund) - Magellan Infrastructure Fund (Currency Hedged)	13,360.00		\$	10,163.90	46,300	
Nib Global Corporate Income Trust - Ordinary Units Fully Paid	10,088.00		\$	102,825.45	75,330	
Ophir High Conviction Fund - Ordinary Units Fully Paid	5,800.40		\$	53,242.42	22,001	
Partners Group Global Income Fund - Ordinary Units Fully Paid	9,650.00			\$	0.00	0
Platinum Asia Fund (Quoted Managed Hedge Fund) - Platinum Asia Fund (Quoted Managed Hedge Fund)	26,061.00				23,553	
Platinum International Fund (Quoted Managed Hedge Fund) - Platinum International Fund (Quoted Managed Hedge Fund)	2,400.00				9,615	
Vanguard Australian Property Securities Index ETF - Vanguard Australian Property Securities Index ETF	12,740.00				1,615	
<b>Total Units In Listed Unit Trusts</b>	<b>972,487.75</b>		<b>\$</b>	<b>955,015.02</b>		

<b>Units In Unlisted Unit Trusts</b>						
FSREC Property Fund	6,267.97	9,458.12000		\$	0.00	0
<b>Total Units In Unlisted Unit Trusts</b>	<b>6,267.97</b>			<b>\$</b>	<b>0.00</b>	

<b>Total Investments</b>	<b>\$ 3,487,795.82</b>		<b>\$</b>	<b>3,363,904.22</b>	
--------------------------	------------------------	--	-----------	---------------------	--

**Other Assets**

<b>Cash At Bank</b>						
ANZ Cash Investment	1,000.00		\$	69,442.03		
ANZ - E-Trade Account	6,047.52				\$	0.00
ANZ - Premium Account	2,435.04		\$	404,603.30		
Macquarie - SMA	167,829.84		\$	4,056.89		
<b>Total Cash At Bank</b>	<b>176,312.40</b>		<b>\$</b>	<b>478,102.22</b>		

**Unsettled Trades**

<b>Disposals</b>					
<b>Stapled Securities</b>					
Stockland - Fully Paid Ordinary/Units Stapled Securities			\$	41,610.74	
<b>Total Stapled Securities</b>	<b>\$</b>	<b>0.00</b>	<b>\$</b>	<b>41,610.74</b>	
<b>Total Disposals</b>	<b>\$</b>	<b>0.00</b>	<b>\$</b>	<b>41,610.74</b>	
<b>Total Unsettled Trades</b>	<b>\$</b>	<b>0.00</b>	<b>\$</b>	<b>41,610.74</b>	

**Receivables**

<b>Investment Income Receivable</b>						
<b>Distributions</b>						
<b>Managed Investments</b>						
Barrow Hanley Global Equity Trust	0.00		\$	6,761.84		
CI Global Equity Fund (hedged)	766.00				\$	0.00
SARE Infrastructure Income Fund Class B Units	3,021.50		\$	2,418.85		
<b>Total Managed Investments</b>	<b>3,021.50</b>		<b>\$</b>	<b>9,180.69</b>		
<b>Stapled Securities</b>						
Sexus - Fully Paid Units Stapled Securities	9,410.00		\$	0.00		
Sexus Conviction Retail REIT - Fully Paid Units Stapled Securities	881.66		\$	887.67		
Sexus Infrastructure REIT - Fully Paid Ordinary/Units Stapled Securities	76.82		\$	0.00		
Stockland - Fully Paid Ordinary/Units Stapled Securities	1,505.26		\$	1,484.64		
<b>Total Stapled Securities</b>	<b>11,673.74</b>		<b>\$</b>	<b>2,372.31</b>		

<b>Units In Listed Unit Trusts</b>					
Activex Ardea Real Outcome Bond Fund (Managed Fund) - Active X Ardea RI Outcome Bond Fund (Managed Fund)	98,656.00				4,000
Fidelity Global Emerging Markets Fund (Managed Fund) - Fidelity Global Emerging Markets Fund (Managed Fund)	76,617.00				13,325
Kkr Credit Income Fund - Ordinary Units Fully Paid	40,768.00		\$	245.00	
Magellan Global Fund - Ordinary Units Fully Paid Closed Class	1,657,716.00		\$	2,799.38	
Magellan High Conviction Trust (Managed Fund) - Magellan High Conviction Trust (Managed Fund)	47,000.00				18,834
Magellan Infrastructure Fund (Currency Hedged)(Managed Fund) - Magellan Infrastructure Fund (Currency Hedged)	13,360.00		\$	10,163.90	
Nib Global Corporate Income Trust - Ordinary Units Fully Paid	10,088.00		\$	917.42	
Ophir High Conviction Fund - Ordinary Units Fully Paid	5,800.40		\$	2,452.98	
Partners Group Global Income Fund - Ordinary Units Fully Paid	9,650.00			\$	0.00
Platinum Asia Fund (Quoted Managed Hedge Fund) - Platinum Asia Fund (Quoted Managed Hedge Fund)	26,061.00				23,543
Platinum International Fund (Quoted Managed Hedge Fund) - Platinum International Fund (Quoted Managed Hedge Fund)	2,400.00				9,615
Vanguard Australian Property Securities Index ETF - Vanguard Australian Property Securities Index ETF	12,740.00				1,615
<b>Total Units In Listed Unit Trusts</b>	<b>28,467.00</b>		<b>\$</b>	<b>16,305.41</b>	
<b>Units In Unlisted Unit Trusts</b>					
FSREC Property Fund	6,267.97			\$	0.00

Total Units In Listed Unit Trusts		\$	0.00
Total Distribution	41,144.85	\$	27,858.41
Total Investment Income Available	41,144.85	\$	27,858.41
Total Receivables	41,144.85	\$	27,858.41
<b>Current Tax Assets</b>			
Provision for Income Tax		\$	4,210.65
Franking Credits			
Managed Investments			
RAFI Infrastructure Income Fund Class B Units	22,550	\$	38.50
Total Managed Investments	22,550	\$	38.50
<b>Shares in Listed Companies</b>			
Australia And New Zealand Banking Group Limited - Cap Note 6-Bbsw+3.40% Perp Non-Cum Red T-09-21	6,027.27		0.00
BHP Group Limited	152.49	\$	1,599.19
Commonwealth of Australia.	0.56	\$	0.00
Emeco Holding Limited	30,000	\$	936.75
Insurance Australia Group Limited - Cap Note 3-Bbsw+4.70% Perp Non-Cum Red T-06-29	6,000	\$	1,506.29
IPH Limited	544.09	\$	426.00
L1 Long Short Fund Limited	3,000.00	\$	4,071.43
Milton Corporation Limited	1,521.79	\$	0.00
Nacos Emerging Opportunities Company Limited	0.00	\$	62.50
Nacos Small Cap Opportunities Company Limited	70,000	\$	1,645.71
National Australia Bank Limited	1,500.00	\$	4,724.15
Platinum Asset Management Limited	600.00	\$	600.00
Sandus Limited	698.71	\$	0.00
Sphera Emerging Companies Limited	0.00	\$	1,108.50
Telstra Group Limited	2,057.14	\$	2,185.72
Warwick Global Life Limited	1,000.00	\$	1,928.57
Woodside Energy Group Limited	0.00	\$	276.72
Woodworths Group Limited	2,000.00	\$	0.00
Total Shares in Listed Companies	30,370.19	\$	20,077.23
<b>Stapled Securities</b>			
Dexos - Fully Paid Stapled Securities	87.66	\$	87.66
Total Stapled Securities	87.66	\$	87.66
<b>Units In Listed Unit Trusts</b>			
Magellan Infrastructure Fund (Currency Hedged)(Managed Fund) - Magellan Inf Fund (Currency Hedged)	0.00		0.00
Optus High Conviction Fund - Ordinary Units Fully Paid	0.00	\$	286.60
Platinum International Fund (Quoted Managed Hedge Fund) - Platinum Intl Fund (Quoted Managed Hedge Fund)	0.00	\$	0.00
Vanguard Australian Property Securities Index ETF - Vanguard Australian Property Securities Index ETF	1,500.00	\$	1,500.00
Total Units In Listed Unit Trusts	272.54	\$	482.21
Total Franking Credits	80,752.83	\$	20,685.60
<b>Foreign Tax Credits</b>			
<b>Managed Investments</b>			
Barrow Hanley Global Equity Trust	0.00	\$	382.86
CI Global Equities Fund (hedged)	0.00	\$	1.56
RAFI Infrastructure Income Fund Class B Units	678.91	\$	689.10
Total Managed Investments	678.91	\$	1,073.52
<b>Units In Listed Unit Trusts</b>			
Fidelity Global Emerging Markets Fund (Managed Fund) - Fidelity Global Em Fund (Managed Fund)	0.00	\$	0.00
Magellan Global Bond - Ordinary Units Fully Paid Closed Class	2,000.00	\$	301.60
Nbc Global Corporate Income Trust - Ordinary Units Fully Paid	0.00	\$	0.00
Optus High Conviction Fund - Ordinary Units Fully Paid	0.00	\$	15.56
Platinum Asia Fund (Quoted Managed Hedge Fund) - Platinum Asia Fund (Quoted Managed Hedge Fund)	1,000.00	\$	1,000.00
Platinum International Fund (Quoted Managed Hedge Fund) - Platinum Intl Fund (Quoted Managed Hedge Fund)	0.00	\$	0.00
Vanguard Australian Property Securities Index ETF - Vanguard Australian Property Securities Index ETF	1,500.00	\$	1,500.00
Total Units In Listed Unit Trusts	719.74	\$	718.05
Total Foreign Tax Credits	999.02	\$	1,791.57
Excessive Foreign Tax Credit Writeoff	906.80	\$	1,474.64
Total Current Tax Assets	26,734.40	\$	17,985.13
Total Other Assets	244,191.65	\$	565,556.50
Total Assets	3,731,987.47	\$	3,929,460.72

**Liabilities**

Total Liabilities	\$	0.00	\$	0.00
<b>Member Entitlements</b>				
<b>Member Entitlement Accounts</b>				
Mr Gary Crozier				
Accumulation	\$	651,445.62	\$	701,322.55
Gary Crozier- Pension (ABP 501)	\$	1,525,539.73	\$	1,598,130.73
Total Mr Gary Crozier	\$	2,176,985.35	\$	2,299,453.28
Mrs Anne Crozier				
Accumulation	\$	6,214.83	\$	6,690.65
Anne Crozier- Pension (ABP 502)	\$	1,548,787.29	\$	1,623,316.79
Total Mrs Anne Crozier	\$	1,555,002.12	\$	1,630,007.44
Total Member Entitlement Accounts	\$	3,731,987.47	\$	3,929,460.72
Total Member Entitlements	\$	3,731,987.47	\$	3,929,460.72
<b>Net Total</b>	\$	4,231,132.20	\$	4,231,132.20
			\$	4,244,037.88
			\$	4,244,037.88