

Statement of Financial Position

As at 30 June 2023

	Note	2023 \$	2022 \$
INVESTMENTS			
Mortgages & Loans	15	475,000 121	400,000
Australian Listed Shares	16	473,454 121	368,735
Australian Listed Unit Trust	17	141,506 120	125,058
Unit Trusts (Unlisted)	18	171,573 120	-
Other Managed Investments	19	27,279 120	29,221
Overseas Unit Trusts	20	155,405 120	132,283
Debentures	21	24,570 120	25,110
		1,468,787	1,080,407
OTHER ASSETS			
Cash at Bank	22	30,003 120	182,423
Sundry Debtors - Fund Level	23	5,340 120	1,983
		35,343	184,406
TOTAL ASSETS		1,504,130	1,264,813
LIABILITIES			
Provisions for Tax - Fund	24	(5,524) 127	(2,234)
Financial Position Rounding		2	1
		(5,522)	(2,233)
TOTAL LIABILITIES		(5,522)	(2,233)
NET ASSETS AVAILABLE TO PAY BENEFITS		1,509,652	1,267,046
REPRESENTED BY: LIABILITY FOR MEMBERS' BENEFITS			
Allocated to Members' Accounts	25	1,509,652	1,267,046
		1,509,652	1,267,046

This Statement is to be read in conjunction with the notes to the Financial Statements

Operating Statement

For the year ended 30 June 2023

	Note	2023 \$	2022 \$
REVENUE			
Investment Revenue			
Mortgages & Loans	2	25,455	4,971
Australian Listed Shares	3	14,072	873
Australian Listed Unit Trust	4	7,124	1,021
Unit Trusts (Unlisted)	5	7,878	37,192
Other Managed Investments	6	1,129	556
Overseas Unit Trusts	7	1,733	829
Miscellaneous Rebates	8	-	993
Interest from Debentures	9	1,087	-
		58,478	46,435
Contribution Revenue			
Member Non-Concessional Contributions		220,000	-
		220,000	-
Other Revenue			
Cash at Bank	10	940	168
Market Movement Non-Realised	11	47,015	(40,652)
Market Movement Realised	12	2,849	(34,626)
		50,804	(75,110)
Total Revenue		329,282	(28,675)
EXPENSES			
General Expense			
Fund Administration Expenses	13	16,947	5,220
		16,947	5,220
BENEFITS ACCRUED AS A RESULT OF OPERATIONS BEFORE INCOME TAX		312,335	(33,895)
Tax Expense			
Fund Tax Expenses	14	(5,524)	(2,234)
		(5,524)	(2,234)
BENEFITS ACCRUED AS A RESULT OF OPERATIONS		317,859	(31,661)

This Statement is to be read in conjunction with the notes to the Financial Statements

Coroneos Family Superannuation Fund

Member Account Balances

For the year ended 30 June 2023

Member Accounts	Opening Balance	Transfers & Tax Free Contributions	Taxable Contributions	Transfers to Pension Membership	Less: Member Tax	Less: Member Expenses	Less: Withdrawals	Distributions	Closing Balance
Coroneos, Constantine (74)									
Accumulation									
Accum (00001)	-	667,377.35	-	(667,368.06)	-	-	-	(9.29)	-
Pension									
ABP (00018) - 100.00%	-	-	-	109,990.71	-	-	-	-	109,990.71
ABP (00004) - 0.32%	376,038.18	-	-	-	-	-	376,118.63	80.45	-
ABP (00013) - 0.04%	181,219.95	-	-	-	-	-	181,258.72	38.77	-
ABP (00006) - 99.99%	2,111.42	-	-	-	-	-	60.00	162.73	2,214.15
ABP (00007) - 100.00%	168,377.27	-	-	-	-	-	4,210.00	12,976.86	177,144.13
ABP (00017) - 0.23%	-	-	-	557,377.35	-	-	57,483.53	42,957.17	542,850.99
	727,746.82	667,377.35	-	667,368.06	-	-	619,130.88	56,215.98	832,199.98
	727,746.82	667,377.35	-	-	-	-	619,130.88	56,206.69	832,199.98
Coroneos, Dora (69)									
Accumulation									
Accum (00003)	-	110,000.00	-	(110,000.00)	-	-	-	-	-
Pension									
ABP (00008) - 100.00%	174,912.18	-	-	-	-	-	4,380.00	13,509.14	184,041.32
ABP (00011) - 100.00%	305,370.54	-	-	-	-	-	7,640.00	23,584.95	321,315.49
ABP (00012) - 100.00%	59,016.80	-	-	-	-	-	1,480.00	4,558.09	62,094.89
ABP (00005) - 0.00%	-	-	-	-	-	-	-	-	-
ABP (00019) - 100.00%	-	-	-	110,000.00	-	-	-	-	110,000.00
	539,299.52	110,000.00	-	110,000.00	-	-	13,500.00	41,652.18	677,451.70
	539,299.52	110,000.00	-	-	-	-	13,500.00	41,652.18	677,451.70
Reserve									
	1,267,046.34	777,377.35	-	-	-	-	632,630.88	97,858.87	1,509,651.68
TOTALS									

CALCULATED FUND EARNING RATE: 7.7234 %
 APPLIED FUND EARNING RATE: 7.7234 %

Trial Balance

As at 30 June 2023

Account Number	Account Description	Units	2023		2022	
			Debit \$	Credit \$	Debit \$	Credit \$
106	Pension Member Balance					
106 00004	Coroneos, Constantine			376,038.17		396,258.41
106 00005	Coroneos, Dora			-		27.40
106 00006	Coroneos, Constantine			2,111.42		3,288.51
106 00007	Coroneos, Constantine			168,377.27		177,433.91
106 00008	Coroneos, Dora			174,912.18		184,503.78
106 00011	Coroneos, Dora			305,370.54		322,110.06
106 00012	Coroneos, Dora			59,016.80		62,254.29
106 00013	Coroneos, Constantine			181,219.95		-
204	Mortgages & Loans					
204 0022	Mortgage - Oak Capital		100,000.00		100,000.00	
204 0023	Mortgage - RMBL		100,000.00		100,000.00	
204 0024	Mortgage - Latrobe Financial		100,000.00		100,000.00	
204 0025	Balmain Mortgage Income Trusts		100,000.00		100,000.00	
204 0027	Millbrook Asset- 49 Johnson St		75,000.00		-	
205	Australian Listed Shares					
205 0117	Amcor Limited	1,309.0000	19,451.74		23,614.36	
205 0139	Ansell Limited	1,011.0000	27,024.03		17,525.12	
205 0176	ARGO Investments	9,451.0000	82,790.76		68,182.40	
205 0280	Australian Foundat.	11,293.0000	79,841.51		67,454.82	
205 0430	Boral Limited.	7,639.0000	30,785.17		14,840.70	
205 0444	Brambles Limited	2,018.0000	29,079.38		21,612.78	
205 0806	Domino Pizza Enterpr	389.0000	18,061.27		-	
205 1315	Invocare Limited	1,671.0000	21,037.89		17,478.66	
205 2346	Telstra Corporation.	5,089.0000	21,882.70		19,592.65	
205 2523	WDS Limited	609.0000	20,973.96		19,390.56	
205 2553	Westpac Banking Corp	1,075.0000	22,940.50		15,990.00	
205 2671	Qube Holdings Ltd	6,349.0000	18,094.65		-	
205 2750	Aurizon Holdings Limited	5,405.0000	21,187.60		20,539.00	

Coroneos Family Superannuation Fund

Trial Balance

As at 30 June 2023

Account Number	Account Description	Units	2023		2022	
			Debit \$	Credit \$	Debit \$	Credit \$
205 2763	Bega Cheese Limited	5,089.0000	14,503.65		-	
205 2813	Wisetech	321.0000	25,619.01		18,849.30	
205 2864	ResMed Inc, USA	615.0000	20,178.15		18,874.35	
205 2892	CBA Perls VII		-		24,790.08	
207	Australian Listed Unit Trust					
207 3000	M.C.P. Master Income Trust	22,059.0000	42,353.28		43,125.34	
207 8392	Charter Hall Long Wale REIT	47,213.2402	52,203.68		31,323.41	
207 8394	WCM Quality Global Growth Fund	6,449.0000	46,948.72		26,502.12	
207 8395	Vanguard Australian Corporate Fix Intrst Index ETF		-		24,107.85	
208	Unit Trusts (Unlisted)					
208 8452	RF Corval Property Fund	71,016.6809	74,773.46		-	
208 8482	Shakespeare Royal Brisbane Property Trust	50,000.0000	47,800.00		-	
208 9092	Private Property Trust No.20	50,000.0000	49,000.00		-	
226	Other Managed Investments					
226 0058	Magellan Infrastructure Fund	9,708.0000	27,279.48		29,221.08	
229	Overseas Unit Trusts					
229 0728	Bnp paribas c worldwide global equity trust	9,984.6900	33,391.80		27,643.61	
229 1815	Impax Sustainable Leaders Fund	20,473.6200	33,406.81		27,391.66	
229 1816	Partners Group Global Value Wholesale	9,282.4700	30,847.50		28,520.39	
229 1817	T Rowe price global equity fund s class	51,754.4768	57,758.00		48,726.84	
238	Debentures					
238 0027	ANZ Capital Notes III		-		25,110.05	
238 0031	ANZ Capital Notes 6	241.0000	24,569.95		-	

Trial Balance

As at 30 June 2023

Account Number	Account Description	Units	2023		2022	
			Debit \$	Credit \$	Debit \$	Credit \$
290	Cash at Bank					
290 0001	Cash at Bank		30,002.81		31,098.60	
290 0002	Cash at Bank		0.48		150,153.87	
290 0003	Cash at Bank - CBA Acc. No. 76 3194 5006391		-		1,170.11	
300	Sundry Debtors - Fund Level					
300 0001	Sundry Debtors		5,340.00		1,982.90	
450	Provisions for Tax - Fund					
450 0009	Provision for Income Tax			(5,523.74)		(2,233.72)
604	Mortgages & Loans					
604 0022	Mortgage - Oak Capital			5,452.57		2,120.67
604 0023	Mortgage - RMBL			7,450.29		1,124.38
604 0024	Mortgage - Latrobe Financial			7,080.27		932.89
604 0025	Mortgage - Balmain Mortgage Income Trust			5,348.69		792.74
604 0027	Millbrook Asset- 49 Johnson St			123.29		-
605	Australian Listed Shares					
605 0117	Arcor Limited - Dividends			948.11		218.34
605 0139	Ansell Limited - Dividends			751.48		-
605 0176	ARGO Investments - Dividends			2,783.52		-
605 0280	Australian Foundat. - Dividends			2,491.00		-
605 0444	Brambles Limited - Dividends			704.69		-
605 1315	Invocare Limited - Dividends			409.40		-
605 2346	Telstra Corporation. - Dividends			865.12		-
605 2523	WDS Limited - Dividends			2,286.14		-
605 2553	Westpac Banking Corp - Dividends			1,440.50		500.20
605 2750	Aurizon Holdings Limited			967.50		-
605 2813	Wisetech			53.06		-
605 2864	ResMed Inc, USA			111.57		26.37
605 2892	CBA Perls VII			259.33		129.28
607	Australian Listed Unit Trust					
607 3000	M.C.P. Master Income Trust			3,613.27		507.35
607 8392	Charter Hall Long Wale REIT			1,843.18		405.42
607 8394	WCM Quality Global Growth Fund			1,650.75		-
607 8395	Vanguard Australian Corporate Fix Intrst Index ETF			17.35		108.54
608	Unit Trusts (Unlisted)					
608 8298	Managed Investments			-		37,191.65
608 8452	RF Corval Property Fund			2,798.95		-
608 8482	Shakespeare Royal Brisbane Property Trust			2,100.00		-
608 9092	Private Property Trust No.20			2,979.13		-
626	Other Managed Investments					
626 0058	Magellan Infrastructure Fund			1,129.03		556.26

Trial Balance

As at 30 June 2023

Account Number	Account Description	Units	2023		2022	
			Debit \$	Credit \$	Debit \$	Credit \$
629	Overseas Unit Trusts					
629 0728	Bnp paribas c worldwide global equity trust			32.06		49.57
629 1815	Impax Sustainable Leaders Fund			857.21		241.44
629 1816	Partners Group Global Value Wholesale			843.63		277.98
629 1817	T Rowe price global equity fund s class			-		260.18
636	Miscellaneous Rebates					
636 0001	Miscellaneous Rebate			-		992.68
638	Interest from Debentures					
638 0027	ANZ Capital Notes III			729.83		-
638 0030	ANZ Capital Notes 6			356.70		-
690	Cash at Bank					
690 0001	Cash at Bank - Bank Interest			741.97		14.46
690 0002	Cash at Bank - Trading (Fund)			192.11		153.87
690 0003	Bank Interest - CBA Acc. No. 76 3194 5006391			5.70		0.02
700	Member Non-Concessional Contributions					
700 00001	Coroneos, Constantine			110,000.00		-
700 00003	Coroneos, Dora			110,000.00		-
705	Member Rollovers Received					
705 00001	Coroneos, Constantine			557,377.35		182,537.59
780	Market Movement Non-Realised					
780 0007	Market Movement Non-Realised Other Investments			18,524.37		(5,656.19)
780 0008	Market Movement Non-Realised - Other Assets			(1,941.60)		(784.45)
780 0009	Market Movement Non-Realised - Overseas Assets			23,121.61		(7,717.50)
780 0015	Market Movement Non-Realised - Shares - Listed			11,509.55		(24,639.37)
780 0016	Market Movement Non-Realised - Shares - Unlisted			-		(0.01)
780 0017	Market Movement Non-Realised - Trusts - Non-Public & Non-PST			-		0.01
780 0018	Market Movement Non-Realised Unit Trusts			(4,198.60)		(1,854.50)
785	Market Movement Realised					
785 0007	Market Movement Realised - Other Managed Investments			3,377.96		-
785 0008	Market Movement Realised - Other Assets			(483.15)		-
785 0009	Market Movement Realised - Overseas Assets			-		(20,680.68)
785 0015	Market Movement Realised - Shares - Listed			(45.64)		-

Trial Balance

As at 30 June 2023

Account Number	Account Description	Units	2023		2022	
			Debit \$	Credit \$	Debit \$	Credit \$
785 0016	Market Movement Realised - Shares - Unlisted			-		(2,119.44)
785 0017	Market Movement Realised - Trusts - Non-Public & Non-PST			-		(11,583.28)
785 0018	Market Movement Realised Unit Trusts			-		(242.92)
801	Fund Administration Expenses					
801 0011	Professional Fees		2,838.00			-
801 0015	Investment Fee (Admin)		13,790.76		1,500.00	
801 0016	Investment Advisory Fees		-		3,202.30	
801 0019	Subscriptions and Registrations (Admin)		318.00		518.00	
860	Fund Tax Expenses					
860 0004	Income Tax Expense		(5,523.74)		(2,233.72)	
906	Pension Member Payments					
906 00004	Coroneos, Constantine		376,118.63		9,910.00	
906 00005	Coroneos, Dora		-		25.47	
906 00006	Coroneos, Constantine		60.00		1,091.53	
906 00007	Coroneos, Constantine		4,210.00		4,440.00	
906 00008	Coroneos, Dora		4,380.00		4,620.00	
906 00011	Coroneos, Dora		7,640.00		8,060.00	
906 00012	Coroneos, Dora		1,480.00		1,560.00	
906 00013	Coroneos, Constantine		181,258.72		(181,610.31)	
906 00017	Coroneos, Constantine		(499,893.82)		-	
906 00018	Coroneos, Constantine		(109,990.71)		-	
906 00019	Coroneos, Dora		(110,000.00)		-	
925	Accumulation Member Payments					
925 00001	Coroneos, Constantine		667,368.06		181,610.31	
925 00003	Coroneos, Dora		110,000.00		-	
			2,148,181.84	2,148,181.84	1,297,506.19	1,297,506.19

Tax Reconciliation

For the year ended 30 June 2023

INCOME		
Gross Interest Income		21,215.00
Gross Dividend Income		
Imputation Credits	5,523.74	
Franked Amounts	12,888.74	
Unfranked Amounts	1,212.61	19,625.00
Gross Rental Income		-
Gross Foreign Income		2,159.00
Gross Trust Distributions		-
Gross Assessable Contributions		
Employer Contributions/Untaxed Transfers	-	
Member Contributions	-	
Gross Capital Gain		
Net Capital Gain	-	
Pension Capital Gain Revenue	608.00	608.00
Non-arm's length income		-
Net Other Income		10,988.00
Gross Income		54,595.00
Less Exempt Current Pension Income		54,595.00
ECPI Calculation Method = Deemed Segregation		
Total Income		-
LESS DEDUCTIONS		
Other Deduction		13,578.00
Add back net exempt pension income loss offset		13,578.00
Total Deductions		-
Current Year Loss		-
TAXABLE INCOME		-
Gross Income Tax Expense (15% of Standard Component)		-
(45% of Non-arm's length income)		-
Less Foreign Tax Offset	-	
Less Other Tax Credit	-	
Tax Assessed		-
Less Imputed Tax Credit		5,523.74
Less Amount Already paid (for the year)		- 5,523.74
TAX DUE OR REFUNDABLE		(5,523.74)
Supervisory Levy		259.00
AMOUNT DUE OR REFUNDABLE		(5,264.74)

No Tax to be paid. Loss to be carried forward to next year: \$ 0.00

Note: Refund of tax file credits will be \$ 0.00

Note: Refund of imputation credits will be \$ 5,523.74

Coroneos Family Superannuation Fund

Notes to the Financial Statements

For the year ended 30 June 2023

Note 1: Summary of Significant Accounting Policies

The financial statements are special purpose financial statements that have been prepared in order to meet the requirements of the Superannuation Industry (Supervision) Act 1993 and accompanying Regulations, the trust deed of the fund and the needs of members.

The financial statements have also been prepared on a cash basis unless otherwise stated and are based on historical costs, except for investments, which have been measured at market values.

The following significant accounting policies, which are consistent with the policies applied in the previous period unless otherwise stated, have been adopted in the preparation of the financial statements.

a. Measurement of Investments

The fund initially recognises:

- i. an investment when it controls the future economic benefits expected to flow from the asset. For financial assets, the trade date is considered the date on which control of the future economic benefits attributable to the asset passes to the fund; and
- ii. a financial liability on the date it becomes a party to the contractual provisions of the instrument.

Investments of the fund have been measured at their market values, which is the amount that a willing buyer of the asset could reasonably be expected to pay to acquire the asset from a willing seller if the following assumptions were made:

- that the buyer and seller deal with each other at arm's length in relation to the sale;
- that the sale occurred after proper marketing of the asset; and
- that the buyer and the seller acted knowledgeably and prudentially in relation to the sale.

Market values have been determined as follows:

- i. shares and other securities listed on the Australian Securities Exchange by reference to the relevant market quotations at the end of the reporting period;
- ii. units in managed funds by reference to the unit redemption price at the end of the reporting period;
- iii. fixed interest securities by reference to the redemption price at the end of the reporting period; and
- iv. investment properties at trustees' assessment of their realisable value.

Financial liabilities, such as trade creditors and other payables, are measured at the gross value of the outstanding balance at the reporting date. The trustees have determined that the gross values of the fund's financial liabilities are equivalent to their market values. Any remeasurement changes in the gross values of non-current financial liabilities (including liabilities for members accrued benefits) are recognised in the operating statement in the periods in which they occur.

b. Cash and Cash Equivalents

Cash and cash equivalents include cash on hand and at call, deposits with banks and short-term, highly liquid investments that are readily convertible to cash and are subject to an insignificant risk of change in value.

c. Revenue

Revenue is recognised at the market value of the consideration received or receivable.

Interest revenue

Coroneos Family Superannuation Fund

Notes to the Financial Statements

For the year ended 30 June 2023

Interest revenue is recognised in respect of fixed-interest securities, and cash and cash equivalent balances. Interest revenue is recognised upon receipt.

Dividend revenue

Dividend revenue is recognised when the dividend has been paid or, in the case of dividend reinvestment schemes, when the dividend is credited to the benefit of the fund.

Rental revenue

Rental revenue arising from operating leases on investment properties is recognised upon receipt.

Distribution revenue

Distributions from trusts are recognised as at the date the unit value is quoted ex-distributions and if not received at the end of the reporting period, are reflected in the statement of financial position as a receivable.

Contributions and Transfers

Contributions received and transfers in are recognised when the control and the benefits from the revenue is transferred to the fund. Contributions and transfers in are recognised gross of any taxes.

Remeasurement changes in market values

Remeasurement changes in the market values of assets are recognised as income and are determined as the difference between the market value at year-end or consideration received (if sold during the year) and the market value as at the prior year-end or cost (if the investment was acquired during the period).

d. Expenses

Expense are recognised and reflected in the operating statement when they are incurred.

e. Benefits Paid

Benefits are recognised when a valid withdrawal notice is received and approved by the trustee(s) in accordance with the fund's Trust Deed.

f. Liability for Accrued Benefits

The liability for accrued benefits represents the fund's present obligation to pay benefits to members and beneficiaries and has been calculated as the difference between the carrying amount of the assets and the carrying amount of the other payables and income tax liabilities as at the end of the reporting period.

g. Income Tax

The income tax expense (revenue) for the year comprises current income tax expense (revenue) and deferred income tax expense (revenue).

Current income tax expense charged to the profit or loss is the tax payable (refundable) on taxable income. Current tax liabilities (assets) are therefore measured at the amounts expected to be paid to (refunded from) the relevant taxation authority.

Deferred income tax expense reflects movements in deferred tax liability balances during the year as well as unused tax losses.

Except for business combinations, no deferred income tax is recognised from the initial recognition of an asset or liability where there is no effect on accounting or taxable profit or loss.

Coroneos Family Superannuation Fund

Notes to the Financial Statements

For the year ended 30 June 2023

Deferred tax assets and liabilities are calculated at the tax rates that are expected to apply to the period when the asset is realised or the liability is settled and their measurement also reflects the manner in which the trustees expect to recover or settle the carrying amount of the related asset or liability.

Deferred tax assets relating to temporary differences and unused tax losses are recognised only to the extent that it is probable that future taxable profit will be available against which the benefits of the deferred tax asset can be utilised.

Current tax assets and liabilities are offset where a legally enforceable right of set-off exists and it is intended that net settlement or simultaneous realisation and settlement of the respective asset and liability will occur. Deferred tax assets and liabilities are offset where:

(a) a legally enforceable right of set-off exists; and

(b) the deferred tax assets and liabilities relate to income taxes levied by the same taxation authority on either the same taxable entity or different taxable entities, where it is intended that net settlement or simultaneous realisation and settlement of the respective asset and liability will occur in future periods in which significant amounts of deferred tax assets or liabilities are expected to be recovered or settled.

The rate of tax used to determine income tax expense (revenue) and current tax liabilities (assets) is 15%, the applicable rate for a complying superannuation fund. This rate is applied to taxable income, after any claim for exempt current pension income, where applicable. The top personal marginal tax rate is applied to a non-complying superannuation fund and to non-arm's length income (NALI).

h. Goods and Services Tax (GST)

Revenues, expenses and assets are recognised net of the amount of GST, except where the amount of GST incurred is not recoverable from the Australian Taxation Office (ATO).

The net amount of GST recoverable from, or payable to, the ATO is included with other receivables or other payables in the statement of financial position.

i. Critical Accounting Estimates and Judgments

The preparation of financial statements requires the trustees to make judgments, estimates and assumptions that affect the application of accounting policies and the reported amounts of assets and liabilities, income and expenses. Actual results may differ from these estimates.

Estimates and underlying assumptions are reviewed on an ongoing basis. Revisions to accounting estimates are recognised in the period in which the estimate is revised and in any future period affected.

j. Events Subsequent to Balance Date

The superannuation fund is an Accumulation fund and consequently any reduction or increment in market value of the fund is a reduction in member benefits. Any significant movement in the market value of investments after balance date has not been brought to account. Investments are in principle held for the long term and it is not appropriate to bring any subsequent reduction or increment in market values to account as at year end. Net movement in market values subsequent to balance date will be recognised in the next financial year.

Coroneos Family Superannuation Fund
Notes to the Financial Statements
For the year ended 30 June 2023

	2023	2022
	\$	\$
Note 2: Mortgages & Loans		
Millbrook Asset- 49 Johnson St	123	-
Mortgage - Balmain Mortgage Income Trust	5,349	793
Mortgage - Latrobe Financial	7,080	933
Mortgage - Oak Capital	5,453	2,121
Mortgage - RMBL	7,450	1,124
	25,455	4,971
Note 3: Australian Listed Shares		
Amtcor Limited - Dividends	948	218
Ansell Limited - Dividends	751	-
ARGO Investments - Dividends	2,784	-
Aurizon Holdings Limited	968	-
Australian Foundat. - Dividends	2,491	-
Brambles Limited - Dividends	705	-
CBA Perls VII	259	129
Invocare Limited - Dividends	409	-
ResMed Inc, USA	112	26
Telstra Corporation. - Dividends	865	-
WDS Limited - Dividends	2,286	-
Westpac Banking Corp - Dividends	1,441	500
Wisetech	53	-
	14,072	873
Note 4: Australian Listed Unit Trust		
Charter Hall Long Wale REIT	1,843	405
M.C.P. Master Income Trust	3,613	507
Vanguard Australian Corporate Fix Intrst Index ETF	17	109
WCM Quality Global Growth Fund	1,651	-
	7,124	1,021
Note 5: Unit Trusts (Unlisted)		
Managed Investments	-	37,192
Private Property Trust No.20	2,979	-
RF Corval Property Fund	2,799	-
Shakespeare Royal Brisbane Property Trust	2,100	-
	7,878	37,192
Note 6: Other Managed Investments		
Magellan Infrastructure Fund	1,129	556
	1,129	556

Coroneos Family Superannuation Fund
Notes to the Financial Statements
For the year ended 30 June 2023

	2023	2022
	\$	\$
Note 7: Overseas Unit Trusts		
Bnp paribas c worldwide global equity trust	32	50
Impax Sustainable Leaders Fund	857	241
Partners Group Global Value Wholesale	844	278
T Rowe price global equity fund s class	-	260
	1,733	829
Note 8: Miscellaneous Rebates		
Miscellaneous Rebate	-	993
	-	993
Note 9: Interest from Debentures		
ANZ Capital Notes 6	357	-
ANZ Capital Notes III	730	-
	1,087	-
Note 10: Cash at Bank		
Bank Interest - CBA Acc. No. 76 3194 5006391	6	-
Cash at Bank - Bank Interest	742	14
Cash at Bank - Trading (Fund)	192	154
	940	168
Note 11: Market Movement Non-Realised		
Market Movement Non-Realised - Other Assets	(1,942)	(784)
Market Movement Non-Realised - Overseas Assets	23,122	(7,718)
Market Movement Non-Realised - Shares - Listed	11,510	(24,639)
Market Movement Non-Realised Other Investments	18,524	(5,656)
Market Movement Non-Realised Unit Trusts	(4,199)	(1,855)
	47,015	(40,652)
Note 12: Market Movement Realised		
Market Movement Realised - Other Assets	(483)	-
Market Movement Realised - Other Managed Investments	3,378	-
Market Movement Realised - Overseas Assets	-	(20,681)
Market Movement Realised - Shares - Listed	(46)	-
Market Movement Realised - Shares - Unlisted	-	(2,119)
Market Movement Realised - Trusts - Non-Public & Non-PST	-	(11,583)
Market Movement Realised Unit Trusts	-	(243)
	2,849	(34,626)

Coroneos Family Superannuation Fund
Notes to the Financial Statements
For the year ended 30 June 2023

	2023		2022
	\$		\$
Note 13: Fund Administration Expenses			
Investment Advisory Fees	-		3,202
Investment Fee (Admin)	13,791		1,500
Professional Fees	2,838		-
Subscriptions and Registrations (Admin)	318		518
	16,947		5,220
Note 14: Fund Tax Expenses			
Income Tax Expense	(5,524)		(2,234)
	(5,524)		(2,234)
Note 15: Mortgages & Loans			
Balmain Mortgage Income Trusts	100,000		100,000
Millbrook Asset- 49 Johnson St	75,000		-
Mortgage - Latrobe Financial	100,000	96	100,000
Mortgage - Oak Capital	100,000		100,000
Mortgage - RMBL	100,000		100,000
	475,000		400,000
Note 16: Australian Listed Shares			
Ancor Limited	19,452		23,614
Ansell Limited	27,024		17,525
ARGO Investments	82,791		68,182
Aurizon Holdings Limited	21,188		20,539
Australian Foundat.	79,842		67,455
Bega Cheese Limited	14,504		-
Boral Limited.	30,785	102	14,841
Brambles Limited	29,079		21,613
CBA Perls VII	-		24,790
Domino Pizza Enterpr	18,061		-
Invocare Limited	21,038		17,479
Qube Holdings Ltd	18,095		-
ResMed Inc, USA	20,178		18,874
Telstra Corporation.	21,883		19,593
WDS Limited	20,974		19,391
Westpac Banking Corp	22,941		15,990
Wisetech	25,619	101	18,849
	473,454		368,735

Coroneos Family Superannuation Fund
Notes to the Financial Statements
For the year ended 30 June 2023

	2023 \$	2022 \$
Note 17: Australian Listed Unit Trust		
Charter Hall Long Wale REIT	52,204 102	31,323
M.C.P. Master Income Trust	42,353 101	43,125
Vanguard Australian Corporate Fix Intrst Index ETF	-	24,108
WCM Quality Global Growth Fund	46,949 101	26,502
	141,506	125,058
Note 18: Unit Trusts (Unlisted)		
Private Property Trust No.20	49,000	-
RF Corval Property Fund	74,773	-
Shakespeare Royal Brisbane Property Trust	47,800	-
	171,573	-
Note 19: Other Managed Investments		
Magellan Infrastructure Fund	27,279 102	29,221
	27,279	29,221
Note 20: Overseas Unit Trusts		
Bnp paribas c worldwide global equity trust	33,392	27,644
Impax Sustainable Leaders Fund	33,407	27,392
Partners Group Global Value Wholesale	30,848	28,520
T Rowe price global equity fund s class	57,758	48,727
	155,405	132,283
Note 21: Debentures		
ANZ Capital Notes 6	24,570 102	-
ANZ Capital Notes III	-	25,110
	24,570	25,110
Note 22: Cash at Bank		
Cash at Bank	30,003 8	31,099
Cash at Bank	- 3	150,154
Cash at Bank - CBA Acc. No. 76 3194 5006391	- 2	1,170
	30,003	182,423
Note 23: Sundry Debtors - Fund Level		
Sundry Debtors	5,340 100	1,983
	5,340	1,983
Note 24: Provisions for Tax - Fund		
Provision for Income Tax	(5,524) 128	(2,234)
	(5,524)	(2,234)

Coroneos Family Superannuation Fund
Notes to the Financial Statements
For the year ended 30 June 2023

	2023	2022
	\$	\$
Note 25A: Movements in Members' Benefits		
Liability for Members' Benefits Beginning:	1,267,046	1,145,876
Add: Increase (Decrease) in Members' Benefits	317,860	(31,660)
Add: Members Transfers	-	182,538
Less: Benefit Paid	75,254	29,707
Liability for Members' Benefits End	1,509,652	1,267,046

Note 25B: Members' Other Details

Total Unallocated Benefits	-	-
Total Forfeited Benefits	-	-
Total Preserved Benefits	-	-
Total Vested Benefits	1,509,652	1,267,046

Net Capital Gain/Loss Summary

For the year ended 30 June 2023

CAPITAL GAINS SUMMARY

Assessable Current year CG revenue - discount method	-
Assessable Current year CG revenue - indexation method	-
Assessable Current year CG revenue - other method	-
PLUS indexed capital gain	-
PLUS discount capital gain	-
PLUS non-indexed/-discounted-gain	-
LESS capital loss from last year	-
LESS current year capital loss	-
LESS discounting where applicable	-
Net capital gain	-

PENSION REVENUE SUMMARY

Current year CG revenue - discount method	271.30
Current year CG revenue - indexation method	-
Current year CG revenue - other method	337.46
Pension capital gain revenue	608.76

Notes to the Tax Reconciliation

Deductions

For the year ended 30 June 2023

Account	Member	Date	Description	Transaction Amount	Deductible %	Deductible \$	Pension Exempt Apportionment	Apportionment Factor	Tagged to Member	Deduction
801 0011		30/06/2023	walker partners	2,838.00	100.00	2,838.00	Yes	0.8012		2,273.75
801 0015		30/06/2023	mng fee	13,790.76	100.00	13,790.76	Yes	0.8012		11,048.88
801 0019		30/06/2023	ato levy	259.00	100.00	259.00	Yes	0.8012		207.51
801 0019		30/06/2023	asic	59.00	100.00	59.00	Yes	0.8012		47.27
		30/06/2023	Net Exempt Pension Income Loss Offset	(13,578.00)	100.00	(13,578.00)				(13,578.00)
TOTALS				3,368.76		3,368.76				(0.60)

Notes to the Tax Reconciliation

Revenue Summary

For the year ended 30 June 2023

Account	Description	Date	Revenue Amount	TFN Credit	TFN Closely Held Trusts	ABN Credit	Notes
Assessable Revenue Accounts							
S 604 0022	Mortgage - Oak Capital	30/06/2023	5,452.57	-	-	-	-
S 604 0023	Mortgage - RMBL	30/06/2023	7,450.29	-	-	-	-
S 604 0024	Mortgage - Latrobe Financial	30/06/2023	7,080.27	-	-	-	-
S 604 0025	Mortgage - Balmain Mortgage Income Trust	30/06/2023	563.01	-	-	-	-
S 604 0025	Mortgage - Balmain Mortgage Income Trust	30/06/2023	4,785.68	-	-	-	-
S 604 0027	Millbrook Asset- 49 Johnson St	30/06/2023	123.29	-	-	-	-
S 605 0117	Amcor Limited - Dividends	30/06/2023	948.11	-	-	-	-
S 605 0139	Ansell Limited - Dividends	30/06/2023	751.48	-	-	-	-
S 605 0176	ARGO Investments - Dividends	30/06/2023	1,370.99	-	-	-	-
S 605 0176	ARGO Investments - Dividends	30/06/2023	1,412.53	-	-	-	-
S 605 0280	Australian Foundat. - Dividends	30/06/2023	2,491.00	-	-	-	-
S 605 0444	Brambles Limited - Dividends	30/06/2023	704.69	-	-	-	-
S 605 1315	Invocare Limited - Dividends	30/06/2023	409.40	-	-	-	-
S 605 2346	Telstra Corporation. - Dividends	30/06/2023	865.12	-	-	-	-
S 605 2523	WDS Limited - Dividends	30/06/2023	2,286.14	-	-	-	-
S 605 2553	Westpac Banking Corp - Dividends	30/06/2023	1,440.50	-	-	-	-
S 605 2750	Aurizon Holdings Limited	30/06/2023	967.50	-	-	-	-
S 605 2813	Wisetech	30/06/2023	53.06	-	-	-	-
S 605 2864	ResMed Inc. USA	30/06/2023	111.57	-	-	-	-
S 605 2892	CBA Paris VII	30/06/2023	259.33	-	-	-	-
S 607 3000	M.C.P. Master Income Trust	30/06/2023	198.53	-	-	-	-
S 607 3000	M.C.P. Master Income Trust	30/06/2023	3,414.74	-	-	-	-
S 607 8392	Charter Hall Long Wale REIT	30/06/2023	1,597.29	-	-	-	-
S 607 8392	Charter Hall Long Wale REIT	30/06/2023	245.89	-	-	-	-
S 607 8394	WCM Quality Global Growth Fund	30/06/2023	1,650.75	-	-	-	-

S - Segregated pension revenue

Notes to the Tax Reconciliation

Revenue Summary

For the year ended 30 June 2023

Account	Description	Date	Revenue Amount	TFN Credit	TFN Closely Held Trusts	ABN Credit	Notes
S 607 8395	Vanguard Australian Corporate Fix Intrst Index ET ²	30/06/2023	17.35	-	-	-	-
S 608 8452	RF Corval Property Fund	30/06/2023	2,798.95	-	-	-	-
S 608 8482	Shakespeare Royal Brisbane Property Trust ¹	30/06/2023	700.00	-	-	-	-
S 608 8482	Shakespeare Royal Brisbane Property Trust	30/06/2023	1,400.00	-	-	-	-
S 608 9092	Private Property Trust No 20	30/06/2023	270.83	-	-	-	-
S 608 9092	Private Property Trust No 20	30/06/2023	2,708.30	-	-	-	-
S 626 0058	Magellan Infrastructure Fund	30/06/2023	562.09	-	-	-	-
S 626 0058	Magellan Infrastructure Fund	30/06/2023	566.94	-	-	-	-
S 629 0728	Bnp paribas c worldwide global equity trust	30/06/2023	32.06	-	-	-	-
S 629 1815	Impax Sustainable Leaders Fund	30/06/2023	857.21	-	-	-	-
S 629 1816	Partners Group Global Value Wholesale	30/06/2023	843.63	-	-	-	-
S 638 8027	ANZ Capital Notes III	30/06/2023	729.83	-	-	-	-
S 638 0030	ANZ Capital Notes 6	30/06/2023	356.70	-	-	-	-
S 690 0001	Cash at Bank - Bank Interest	30/06/2023	741.97	-	-	-	-
S 690 0002	Cash at Bank - Trading (Fund)	30/06/2023	192.11	-	-	-	-
S 690 0003	Bank Interest - CBA Acc. No. 76 3194 5006391	30/06/2023	5.70	-	-	-	-
Total Assessable Revenue			59,417.40	-	-	-	-
Non-assessable Revenue Accounts			-	-	-	-	-
Total Non-assessable Revenue			-	-	-	-	-
Total Revenue			59,417.40	-	-	-	-

S - Segregated pension revenue

Notes to the Tax Reconciliation

Revenue Summary

For the year ended 30 June 2023

Account	Description	Date	Revenue Amount	TFN Credit	TFN Closely Held Trusts	ABN Credit	Notes
---------	-------------	------	----------------	------------	-------------------------	------------	-------

Notes:

FMIS - Forestry Managed Investment Scheme (FMIS) Income, NZL - Australian franking credits from a New Zealand company, ABN - Payment where ABN not quoted, PARTNERSHIP - Distribution from partnership

S - Segregated pension revenue

Coroneos Family Superannuation Fund

Notes to the Tax Reconciliation

Non-Trust Income - Assessable Amounts

For the year ended 30 June 2023

Account	Description	Date	Rent	Unfranked	Unfranked CFI	Franked	Imputation Credit	NALI	Interest	Other Taxable	Total
S 604 0022	Mortgage - Oak Capital	30/06/2023	-	-	-	-	-	-	5,452.57	-	5,452.57
S 604 0023	Mortgage - RMBL	30/06/2023	-	-	-	-	-	-	7,450.29	-	7,450.29
S 604 0024	Mortgage - Lairobe Financial	30/06/2023	-	-	-	-	-	-	7,080.27	-	7,080.27
S 604 0025	Mortgage - Balmain Mortgage Income Trust	30/06/2023	-	-	-	-	-	-	-	563.01	563.01
S 604 0025	Mortgage - Balmain Mortgage Income Trust	30/06/2023	-	-	-	-	-	-	-	4,785.68	4,785.68
S 604 0027	Millbrook Asset- 49 Johnson St	30/06/2023	-	-	-	-	-	-	123.29	-	123.29
S 605 0139	Ansell Limited - Dividends	30/06/2023	-	751.48	-	-	-	-	-	-	751.48
S 605 0176	ARGO Investments - Dividends	30/06/2023	-	-	-	1,370.99	587.57	-	-	-	1,958.56
S 605 0176	ARGO Investments - Dividends	30/06/2023	-	-	-	1,412.53	605.37	-	-	-	2,017.90
S 605 0280	Australian Foundat. - Dividends	30/06/2023	-	-	-	2,491.00	1,067.57	-	-	-	3,558.57
S 605 0444	Brambles Limited - Dividends	30/06/2023	-	458.05	-	246.64	105.70	-	-	-	810.39
S 605 1315	Invocare Limited - Dividends	30/06/2023	-	-	-	409.40	175.46	-	-	-	584.86
S 605 2346	Telstra Corporation. - Dividends	30/06/2023	-	-	-	865.12	370.77	-	-	-	1,235.89
S 605 2523	WDS Limited - Dividends	30/06/2023	-	-	-	2,286.14	979.77	-	-	-	3,265.91
S 605 2553	Westpac Banking Corp - Dividends	30/06/2023	-	-	-	1,440.50	617.36	-	-	-	2,057.86
S 605 2750	Aurizon Holdings Limited	30/06/2023	-	-	-	967.50	414.64	-	-	-	1,382.14
S 605 2813	Wisotech	30/06/2023	-	-	-	53.06	22.74	-	-	-	75.80
S 605 2892	CBA Perfs VII	30/06/2023	-	-	-	259.33	111.14	-	-	-	370.47
S 607 3000	M.C.P. Master Income Trust	30/06/2023	-	-	-	-	-	-	-	198.53	198.53
S 607 3000	M.C.P. Master Income Trust	30/06/2023	-	-	-	-	-	-	-	3,414.74	3,414.74
S 607 8394	WCM Quality Global Growth Fund	30/06/2023	-	-	-	-	-	-	-	1,650.75	1,650.75
S 607 8395	Vanguard Australian Corporate Fix Intrst Index ETF	30/06/2023	-	-	-	-	-	-	17.35	-	17.35
S 608 8452	RF Corvell Property Fund	30/06/2023	-	-	-	-	-	-	148.95	375.38	524.33
S 629 1815	Impax Sustainable Leaders Fund	30/06/2023	-	-	-	-	-	-	2.69	0.69	3.38
S 629 1816	Partners Group Global Value Wholesale	30/06/2023	-	-	3.08	-	-	-	-	-	3.08
S 638 0027	ANZ Capital Notes III	30/06/2023	-	-	-	729.83	312.78	-	-	-	1,042.61
S 638 0030	ANZ Capital Notes 6	30/06/2023	-	-	-	356.70	152.87	-	-	-	509.57
S 690 0001	Cash at Bank - Bank Interest	30/06/2023	-	-	-	-	-	-	741.97	-	741.97
S 690 0002	Cash at Bank - Trading (Fund)	30/06/2023	-	-	-	-	-	-	192.11	-	192.11

S - Segregated pension revenue

Coroneos Family Superannuation Fund

Notes to the Tax Reconciliation

Non-Trust Income - Assessable Amounts

For the year ended 30 June 2023

Account	Description	Date	Rent	Unfranked	Unfranked CFI	Franked	Imputation Credit	NALI	Interest	Other Taxable	Total
S 690 0003	Bank Interest - CBA Acc. No. 76 3194 5006391	30/06/2023	-	-	-	-	-	-	5.70	-	5.70
TOTALS			-	1,209.53	3.08	12,888.74	5,523.74	-	21,215.19	10,988.78	51,829.06

S - Segregated pension revenue

Coroneos Family Superannuation Fund

Notes to the Tax Reconciliation

Non-Trust Income - Non-Assessable Amounts

For the year ended 30 June 2023

Account	Description	Date	Tax exempted	Tax free trust	Tax deferred/ Cost base adj	Total
S 607 8392	Charter Hall Long Wale REIT	30/06/2023	-	-	1,597.29	1,597.29
S 607 8392	Charter Hall Long Wale REIT	30/06/2023	-	-	245.89	245.89
S 608 8452	RF Corval Property Fund	30/06/2023	-	-	2,003.32	2,003.32
S 608 8482	Shakespeare Royal Brisbane Property Trust	30/06/2023	-	-	700.00	700.00
S 608 8482	Shakespeare Royal Brisbane Property Trust	30/06/2023	-	-	1,400.00	1,400.00
S 608 9092	Private Property Trust No.20	30/06/2023	-	-	270.83	270.83
S 608 9092	Private Property Trust No.20	30/06/2023	-	-	2,708.30	2,708.30
S 626 0058	Magellan Infrastructure Fund	30/06/2023	-	-	562.09	562.09
S 626 0058	Magellan Infrastructure Fund	30/06/2023	-	-	566.94	566.94
TOTALS			-	-	10,054.66	10,054.66

S - Segregated pension revenue

Notes to the Tax Reconciliation

Exempt Pension Income / Deduction Apportionment

For the year ended 30 June 2023

EXEMPT CURRENT PENSION INCOME

The Exempt Current Pension Income is calculated using a Pension Exempt Factor of 1.00000000.

Gross Income which may be exempted:

Gross Income	54,595.00
LESS Gross Taxable Contributions	-
LESS Non-arm's length income	-
	<hr/>
	54,595.00

Exempt Current Pension Income

Gross Income which may be exempted	54,595.00
x Pension Exempt Factor	<hr/>
	1.0000000000
	<hr/>
	54,595.00

Notes to the Tax Reconciliation

Exempt Pension Income / Deduction Apportionment

For the year ended 30 June 2023

APPORTIONMENT FACTOR FOR GENERAL ADMINISTRATIVE EXPENSES

Fund Income:

Gross Income	54,595.00
PLUS Non-assessable Contributions	220,000.00
PLUS Rollins	-
	274,595.00

Reduced Fund Income:

Fund Income	274,595.00
LESS Exempt Current Pension Income	54,595.00
	220,000.00

Apportionment Factor:

Reduced Fund Income	220,000.00
Fund Income	274,595.00
	0.8011799195

APPORTIONMENT FACTOR FOR INVESTMENT EXPENSES

Assessable Investment Income:

Gross Income	54,595.00
LESS Gross Taxable Contributions	-
LESS Exempt Current Pension Income	54,595.00
	-

Total Investment Income:

Gross Income	54,595.00
LESS Gross Taxable Contributions	-
	54,595.00

Apportionment Factor:

Assessable Investment Income	0.00
Total Investment Income	54,595.00
	0.0000000000

Notes to the Tax Reconciliation

Foreign Income

For the year ended 30 June 2023

Account	Description	Date	Interest Income	Tax Paid on Interest	Modified passive income	Tax Paid on passive income	Other assessable income	Tax Paid on Other	Total Net Income	Total Tax Paid	Total Gross Income
S 605 0117	Amcor Limited - Dividends	30/06/2023	-	-	-	-	948.11	-	948.11	-	948.11
S 605 2864	ResMed Inc, USA	30/06/2023	-	-	-	-	111.57	47.81	111.57	47.81	159.38
S 629 0728	Bnp paribas c worldwide global equity t	30/06/2023	-	-	-	-	32.06	-	32.06	-	32.06
S 629 1815	Impax Sustainable Leaders Fund	30/06/2023	-	-	-	-	125.04	53.87	125.04	53.87	178.91
S 629 1816	Partners Group Global Value Wholesal	30/06/2023	-	-	-	-	840.55	-	840.55	-	840.55
TOTALS			-	-	-	-	2,057.33	101.68	2,057.33	101.68	2,159.01

S - Segregated pension revenue

Notes to the Tax Reconciliation

Capital Gains Revenue

For the year ended 30 June 2023

Account	Description	Date	CG - Discount	CG - Indexation	CG - Other
S 608 8452	RF Corval Property Fund	30/06/2023	271.30	-	-
S 629 1815	Impax Sustainable Leaders Fund	30/06/2023	-	-	337.46
TOTALS			271.30	-	337.46

S - Segregated pension revenue

Coroneos Family Superannuation Fund

Accrued Capital Gains

For the year ended 30 June 2023

	Date Acquired	Units	Market Value	Cost Base Used	Cost Base Adjustment	Gain Method	Adjusted Cost	Gain/Loss
Capital Gains Tax Assets								
205 0117 Amcor Limited (AMC)	29/03/2022	1,309,0000	19,451.74	20,048.20	-	N/A	20,048.20	- \$
		1,309,0000	19,451.74	20,048.20	-		20,048.20	-
205 0139 Ansell Limited (ANN)	29/03/2022	788,0000	21,063.24	20,064.70	-	N/A	20,064.70	- \$
	4/07/2022	223,0000	5,960.79	5,046.93	-	N/A	5,046.93	- \$
		1,011,0000	27,024.03	25,111.63	-		25,111.63	-
205 0176 ARGO Investments (ARG)	29/03/2022	7,748,0000	67,872.48	75,150.64	-	N/A	75,150.64	- \$
	4/07/2022	561,0000	4,914.36	5,053.62	-	N/A	5,053.62	- \$
	15/05/2023	1,142,0000	10,003.92	9,984.90	-	N/A	9,984.90	- \$
		9,451,0000	82,790.76	90,189.16	-		90,189.16	-
205 0280 Australian Foundat. (AFI)	29/03/2022	8,982,0000	63,502.74	75,149.43	-	N/A	75,149.43	- \$
	4/07/2022	982,0000	6,942.74	7,551.98	-	N/A	7,551.98	- \$
	17/02/2023	1,329,0000	9,396.03	10,096.74	-	N/A	10,096.74	- \$
		11,293,0000	79,841.51	92,798.15	-		92,798.15	-
205 0430 Boral Limited. (BLD)	29/03/2022	5,730,0000	23,091.90	20,035.28	-	N/A	20,035.28	- \$
	4/07/2022	1,909,0000	7,693.27	5,049.14	-	N/A	5,049.14	- \$
		7,639,0000	30,785.17	25,084.42	-		25,084.42	-
205 0444 Brambles Limited (BXB)	29/03/2022	2,018,0000	29,079.38	20,047.64	-	N/A	20,047.64	- \$
		2,018,0000	29,079.38	20,047.64	-		20,047.64	-
205 0806 Domino Pizza Enterpr (DMIP)	15/05/2023	389,0000	18,061.27	20,094.67	-	N/A	20,094.67	- \$
		389,0000	18,061.27	20,094.67	-		20,094.67	-
205 1315 Invocare Limited (IVC)	29/03/2022	1,671,0000	21,037.89	20,049.07	-	N/A	20,049.07	- \$
		1,671,0000	21,037.89	20,049.07	-		20,049.07	-
205 2346 Telstra Corporation. (TLS)	29/03/2022	5,089,0000	21,882.70	20,049.27	-	N/A	20,049.27	- \$
		5,089,0000	21,882.70	20,049.27	-		20,049.27	-

S = segregated pension asset

Fund: DNELO1

docId: 61895:DNEL01:d67f5599-5365-e3ba-bb14-264c70dad066

Coroneos Family Superannuation Fund

Accrued Capital Gains

For the year ended 30 June 2023

	Date Acquired	Units	Market Value	Cost Base Used	Cost Base Adjustment	Gain Method	Adjusted Cost	Gain/Loss
205 2523 WDS Limited (WDS)	29/03/2022	609.0000 609.0000	20,973.96 20,973.96	20,054.93 20,054.93	-	N/A	20,054.93 20,054.93	- \$
205 2553 Westpac Banking Corp (WBC)	29/03/2022 4/07/2022	820.0000 255.0000 1,075.0000	17,498.80 5,441.70 22,940.50	20,041.10 5,056.43 25,097.53	-	N/A	20,041.10 5,056.43 25,097.53	- \$
205 2671 Qube Holdings Ltd (QUB)	15/05/2023	6,349.0000 6,349.0000	18,094.65 18,094.65	19,890.13 19,890.13	-	N/A	19,890.13 19,890.13	- \$
205 2750 Aurizon Holdings Limited (AZI)	29/03/2022	5,405.0000 5,405.0000	21,187.60 21,187.60	20,048.00 20,048.00	-	N/A	20,048.00 20,048.00	- \$
205 2763 Bega Cheese Limited (BGA)	15/05/2023	5,089.0000 5,089.0000	14,503.65 14,503.65	19,283.74 19,283.74	-	N/A	19,283.74 19,283.74	- \$
205 2813 Wisetech (WTC)	9/05/2022	321.0000 321.0000	25,619.01 25,619.01	12,911.39 12,911.39	-	N/A	12,911.39 12,911.39	- \$
205 2864 ResMed Inc. USA (RMD)	29/03/2022	615.0000 615.0000	20,178.15 20,178.15	20,061.60 20,061.60	-	N/A	20,061.60 20,061.60	- \$
207 3000 M.C.P. Master Income Trust (MXT)	29/03/2022	22,059.0000 22,059.0000	42,353.28 42,353.28	44,979.85 44,979.85	-	N/A	44,979.85 44,979.85	- \$
207 8392 Charter Hall Long Wale REIT (CLW)	4/04/2022 30/06/2023	25,949.3123 21,263.9279 47,213.2402	28,692.15 23,511.53 52,203.68	30,000.00 25,000.00 55,000.00	1,013.05 830.13 1,843.18	N/A	28,986.95 24,169.87 53,156.82	- \$
207 8394 WCM Quality Global Growth Fund (WCMQ)	29/03/2022 4/07/2022 15/05/2023	4,167.0000 852.0000 1,430.0000 6,449.0000	30,335.76 6,202.56 10,410.40 46,948.72	30,054.85 5,050.74 10,045.20 45,150.79	-	N/A	30,054.85 5,050.74 10,045.20 45,150.79	- \$

S = segregated pension asset

Fund: DNELO1

docId: 61895 :DNELO1:cb7f55f9-936f-e3ba-bb14-264c70dad066

Coroneos Family Superannuation Fund

Accrued Capital Gains

For the year ended 30 June 2023

	Date Acquired	Units	Market Value	Cost Base Used	Cost Base Adjustment	Gain Method	Adjusted Cost	Gain/Loss
208 8452 RF Corval Property Fund (CRV9885AU)	30/06/2023	47,434.0000	49,943.26	50,000.00	1,338.07	N/A	48,661.93	- \$
	30/06/2023	23,582.6809	24,830.20	25,000.00	665.25	N/A	24,334.75	- \$
		71,016.6809	74,773.46	75,000.00	2,003.32		72,996.68	-
208 8482 Shakespeare Royal Brisbane Property Trust	30/06/2023	50,000.0000	47,800.00	50,000.00	2,100.00	N/A	47,900.00	- \$
		50,000.0000	47,800.00	50,000.00	2,100.00		47,900.00	-
208 9092 Private Property Trust No 20	7/07/2022	50,000.0000	49,000.00	50,000.00	2,979.13	N/A	47,020.87	- \$
		50,000.0000	49,000.00	50,000.00	2,979.13		47,020.87	-
226 0058 Magellan Infrastructure Fund (MICH)	29/03/2022	9,708.0000	27,279.48	30,057.71	1,685.29	N/A	28,372.42	- \$
		9,708.0000	27,279.48	30,057.71	1,685.29		28,372.42	-
229 0728 Bnp paribas c worldwide global equity trust (ARO0006AU)	5/04/2022	9,984.6900	33,391.80	30,000.00	-	N/A	30,000.00	- \$
		9,984.6900	33,391.80	30,000.00	-		30,000.00	-
229 1815 Impax Sustainable Leaders Fund (ETL8171AU)	6/04/2022	20,473.6200	33,406.81	30,000.00	-	N/A	30,000.00	- \$
		20,473.6200	33,406.81	30,000.00	-		30,000.00	-
229 1816 Partners Group Global Value Wholesale (ETL0276AU)	2/05/2022	9,282.4700	30,847.50	30,000.00	-	N/A	30,000.00	- \$
		9,282.4700	30,847.50	30,000.00	-		30,000.00	-
229 1817 T Rowe price global equity fund s class (ETL7238AU)	23/05/2022	51,754.4768	57,758.00	50,000.00	-	N/A	50,000.00	- \$
		51,754.4768	57,758.00	50,000.00	-		50,000.00	-
238 0031 ANZ Capital Notes 6 (ANSPI)	15/05/2023	241.0000	24,569.95	24,865.40	-	N/A	24,865.40	- \$
		241.0000	24,569.95	24,865.40	-		24,865.40	-
TOTALS			993,784.65	985,873.28	10,610.92		975,262.36	0.00
GRAND TOTAL								-

Provision for Deferred Income Tax = 0.00 x 0.15 = 0.00

S = segregated pension asset

501

Market Value Movements

From 01/07/2022 to 30/06/2023

Account Number	Account Description	Code	Opening Balance	Purchases	Sales	Adjustments	Closing Market Value	Realised Movement	Unrealised Movement
Domestic Shares									
2050117	Ancor Limited	AMC	23,614.36	-	-	-	19,451.74	-	(4,162.62)
2050139	Ansell Limited	ANN	17,525.12	5,046.93	-	-	27,024.03	-	4,451.98
2050176	ARGO Investments	ARG	68,182.40	15,038.52	-	-	82,790.76	-	(430.16)
2050280	Australian Foundat.	AFI	67,454.82	17,648.72	-	-	79,841.51	-	(5,262.03)
2050430	Boral Limited.	BLD	14,840.70	5,049.14	-	-	30,785.17	-	10,895.33
2050444	Brambles Limited	BXB	21,612.78	-	-	-	29,079.38	-	7,466.60
2050806	Domino Pizza Enterpr	DMP	20,094.67	-	-	-	18,061.27	-	(2,033.40)
2051315	Invocare Limited	IVC	17,478.66	-	-	-	21,037.89	-	3,559.23
2052346	Telstra Corporation.	TLS	19,592.65	-	-	-	21,882.70	-	2,290.05
2052523	WDS Limited	WDS	19,390.56	-	-	-	20,973.96	-	1,583.40
2052553	Westpac Banking Corp	WBC	15,990.00	5,056.43	-	-	22,940.50	-	1,894.07
2052671	Qube Holdings Ltd	QUB	-	19,890.13	-	-	18,094.65	-	(1,795.48)
2052750	Aurizon Holdings Limited	AZJ	20,539.00	-	-	-	21,187.60	-	648.60
2052763	Bega Cheese Limited	BGA	18,874.35	19,283.74	-	-	14,503.65	-	(4,780.09)
2052864	ResMed Inc. USA	RMD	24,790.08	-	-	-	20,178.15	(45.64)	1,303.80
2052892	CBA Perfs VII	CBA PD	-	-	24,744.44	-	-	-	-
2078392	Charter Hall Long Wale REIT	CLW	31,323.41	25,000.00	-	-	52,203.68	-	(4,119.73)
			381,208.89	132,108.28	24,744.44	-	500,036.64	(45.64)	11,509.55
Foreign Assets									
2290728	Brp paribas c worldwide global equity trust	AR00006AU	27,643.61	-	-	-	33,391.80	-	5,748.19
2291815	Impax Sustainable Leaders Fund	ETL8171AU	27,391.66	-	-	-	33,406.81	-	6,015.15
2291816	Partners Group Global Value Wholesale	ETL0276AU	28,520.39	-	-	-	30,847.50	-	2,327.11
2291817	T Rowe price global equity fund s class	ETL7238AU	48,726.84	-	-	-	57,758.00	-	9,031.16
			132,282.50	-	-	-	155,404.11	-	23,121.61
Other Assets									
2260058	Magellan Infrastructure Fund	MICH	29,221.08	-	-	-	27,279.48	-	(1,941.60)
2380027	ANZ Capital Notes III	ANZPF	25,110.05	-	24,626.90	-	-	(483.15)	-
			54,331.13	-	24,626.90	-	27,279.48	(483.15)	(1,941.60)
Other Investments									
2052813	Wisetech	WTC	18,849.30	-	9,990.02	-	25,619.01	3,290.57	3,469.16
2078394	WCM Quality Global Growth Fund	WCMQ	26,502.12	15,095.94	-	-	46,948.72	-	5,350.66
2078395	Vanguard Australian Corporate Fix Intrst	VACF	24,107.85	-	24,195.24	-	-	87.39	-
2380031	ANZ Capital Notes 6	AN3PI	-	24,865.40	-	-	24,569.95	-	(295.45)
			69,459.27	39,961.34	34,185.26	-	97,137.68	3,377.96	18,524.37
Unit Trusts									
2073000	M.C.P. Master Income Trust	MXT	43,125.34	-	-	-	42,353.28	-	(772.06)
2088452	RF Corval Property Fund	CRY9885AU	-	75,000.00	-	-	74,773.46	-	(226.54)
2088482	Shakespeare Royal Brisbane Property Trust	-	-	50,000.00	-	-	47,800.00	-	(2,200.00)

Coroneos Family Superannuation Fund

Market Value Movements

From 01/07/2022 to 30/06/2023

Account Number	Account Description	Code	Opening Balance	Purchases	Sales	Adjustments	Closing Market Value	Realised Movement	Unrealised Movement
2089092	Private Property Trust No.20		-	50,000.00	-	-	49,000.00	-	(1,000.00)
			43,125.34	175,000.00	-	-	213,926.74	-	(4,198.60)
	TOTALS		680,407.13	347,069.62	83,556.60	-	993,784.65	2,849.17	47,015.33

Investment Summary

As at 30 June 2023

Investment	Code	Units	Average Unit Cost \$	Market Price \$	Adjusted Cost \$	Market Value \$	Gain / Loss \$	Gain / Loss %	Portfolio Weight %
Cash									
Cash at Bank	-	-	-	-	30,002.81	30,002.81	-	-	2.93
Cash at Bank	-	-	-	-	0.48	0.48	-	-	-
					30,003.29	30,003.29	-	-	2.93
Domestic Shares									
Ancor Limited	AMC	1,309,000.00	15,3157	14,8600	20,048.20	19,451.74	(596.46)	(2.98)	1.90
Ansell Limited	ANN	1,011,000.00	24,8384	26,7300	25,111.63	27,024.03	1,912.40	7.62	2.64
ARGO Investments	ARG	9,451,000.00	9,5428	8,7600	90,189.16	82,790.76	(7,398.40)	(8.20)	8.09
Aurizon Holdings Limited	AZJ	5,405,000.00	3,7092	3,9200	20,048.00	21,187.60	1,139.60	5.68	2.07
Australian Foundat.	AFI	11,293,000.00	8,2173	7,0700	92,798.15	79,841.51	(12,956.64)	(13.96)	7.80
Bega Cheese Limited	BGA	5,089,000.00	3,7893	2,8500	19,283.74	14,503.65	(4,780.09)	(24.79)	1.42
Boral Limited	BLD	7,639,000.00	3,2837	4,0300	25,084.42	30,785.17	5,700.75	22.73	3.01
Brambles Limited	BX3	2,018,000.00	9,9344	14,4100	20,047.64	29,079.38	9,031.74	45.05	2.84
Charter Hall Long Wale REIT	CLW	47,213,2402	1,1259	1,1057	53,156.82	52,203.68	(953.14)	(1.79)	5.10
Domino Pizza Enterpr	DMP	389,000.00	51,6572	46,4300	20,094.67	18,061.27	(2,033.40)	(10.12)	1.76
Invocare Limited	IVC	1,671,000.00	11,9982	12,5900	20,049.07	21,037.89	988.82	4.93	2.05
Qube Holdings Ltd	QUB	6,349,000.00	3,1328	2,8500	19,890.13	18,094.65	(1,795.48)	(9.03)	1.77
ResMed Inc, USA	RMD	615,000.00	32,6205	32,8100	20,061.60	20,178.15	116.55	0.58	1.97
Telstra Corporation.	TLS	5,089,000.00	3,9397	4,3000	20,049.27	21,882.70	1,833.43	9.14	2.14
WDS Limited	WDS	609,000.00	32,9309	34,4400	20,054.93	20,973.96	919.03	4.58	2.05
Westpac Banking Corp	WBC	1,075,000.00	23,3465	21,3400	25,097.53	22,940.50	(2,157.03)	(8.59)	2.24
					511,064.96	500,036.64	(11,028.32)	(2.16)	48.84
Foreign Assets									
Bnp paribas c worldwide global equity trust	AR0006AU	9,984,690.00	3,0046	3,3443	30,000.00	33,391.80	3,391.80	11.31	3.26
Impax Sustainable Leaders Fund	ETL8171AU	20,473,620.00	1,4653	1,6317	30,000.00	33,406.81	3,406.81	11.36	3.26
Partners Group Global Value Wholesale	ETL0276AU	9,282,470.00	3,2319	3,3232	30,000.00	30,847.50	847.50	2.82	3.01
T Rowe price global equity fund s class	ETL7238AU	51,754,4768	0,9661	1,1160	50,000.00	57,758.00	7,758.00	15.52	5.64
					140,000.00	155,404.11	15,404.11	11.00	15.18
Other Assets									
Magellan Infrastructure Fund	MICH	9,708,000.00	2,9226	2,8100	28,372.42	27,279.48	(1,092.94)	(3.85)	2.66
					28,372.42	27,279.48	(1,092.94)	(3.85)	2.66
Other Investments									
ANZ Capital Notes 6	AN3PI	241,000.00	103,1759	101,9500	24,865.40	24,569.95	(295.45)	(1.19)	2.40
WCM Quality Global Growth Fund	WCMQ	6,449,000.00	7,0012	7,2800	45,150.79	46,948.72	1,797.93	3.98	4.59
Wisetech	WTC	321,000.00	40,2224	79,8100	12,911.39	25,619.01	12,707.62	98.47	2.50

Coroneos Family Superannuation Fund

Investment Summary

As at 30 June 2023

Investment	Code	Units	Average Unit Cost \$	Market Price \$	Adjusted Cost \$	Market Value \$	Gain / Loss \$	Gain / Loss %	Portfolio Weight %
Unit Trusts									
M.C.P. Master Income Trust	MXT	22,059,0000	2.0391	1.9200	44,979.85	42,353.28	97	(5.84)	4.14
Private Property Trust No.20	-	50,000,0000	0.9404	0.9800	47,020.87	49,000.00	96	4.21	4.79
RF Conval Property Fund	CRY9885AU	71,016,6809	1.0279	1.0529	72,996.68	74,773.46	96	2.43	7.30
Shakespeare Royal Brisbane Property Trust	-	50,000,0000	0.9580	0.9560	47,900.00	47,800.00	96	(0.21)	4.67
Total Investments					212,897.40	213,926.74		0.48	20.90
					1,005,265.65	1,023,787.94		1.84	100.00

Gain / Loss \$ is equal to Market Value \$ less Adjusted Cost \$

Gain / Loss % is equal to Gain Loss \$ divided by Adjusted Cost \$, expressed as a percentage.

General Ledger

As at 30 June 2023

Account Number	Account Description	Units	Amount \$	Opening \$	Closing \$
300 0001	Sundry Debtors			1,982.90	5,340.00
	30/06/2023		270.83 SD Fawkner Private Property Trust		
	30/06/2023		32.06 SD BNP Paribas		
	30/06/2023		245.89 SD CHARTER HALL		
	30/06/2023		330.89 SD MCP Master		
	30/06/2023		(1,982.90) SD		
	30/06/2023		843.63 SD Partners Group		
	30/06/2023		857.21 SD Impax		
	30/06/2023		566.94 SD Magellan		
	30/06/2023		563.01 SD Balmain Mortgage		
	30/06/2023		700.00 SD Shakespeare Trust		
	30/06/2023		929.54 SD corval property		

Transactions that have been reconciled to each other within the Master Clearing Account in the selected report period have not been included in this report.

100

Portfolio Reports

For the Year Ended 30 June 2023

Coroneos Family Superannuation Fund

ABN 86 497 113 638

Trustees: Lenbridge Quest Pty. Ltd.

Coroneos Family Superannuation Fund

Reports

Table of Contents

Report Name	Page No.
Investment Portfolio Report	1
Investment Income Detailed Report	3
Detailed Investment Transactions Report	16
Cash Reconciliation	22
Realised Capital Gains Report	32
Unrealised Capital Gains Report	36
Pension Limit Report	42

Coroneos Family Superannuation Fund
Investment Portfolio as at 30 June 2023

Investment	Units	Accounting Cost	Market Price	Market Value	Portfolio Weight (%)
Bank				\$0.48	- %
Macquarie Accelerator - Proposed Property Macquarie CMA				\$30,002.81	2.00%
				\$30,003.29	2.00%
Listed Securities Market					
Australian Foundation Investment Company Limited (ASX:AFI)	11,293.00000	\$92,798.15	\$7.07	\$79,841.51 ✓	5.33%
Ancor PLC - Cdl 1:1 Foreign Exempt Nyse (ASX:AMC)	1,309.00000	\$20,048.20	\$14.86	\$19,451.74 ✓	1.30%
Australia And New Zealand Banking Group Limited, - Cap Note 3-Bbsw+4.70% Perp Non-Cum Red T-03-24 (ASX:AN3PG)	241.00000	\$24,865.40	\$101.95	\$24,569.95 ✓	1.64%
Ansell Limited (ASX:ANN)	1,011.00000	\$25,111.63	\$26.73	\$27,024.03 ✓	1.80%
Argo Investments Limited (ASX:ARG)	9,451.00000	\$90,189.16	\$8.76	\$82,790.76 ✓	5.52%
Aurizon Holdings Limited (ASX:AZJ)	5,405.00000	\$20,048.00	\$3.92	\$21,187.60 ✓	1.41%
Bega Cheese Limited (ASX:BGA)	5,089.00000	\$19,263.74	\$2.85	\$14,503.65 ✓	0.97%
Boral Limited (ASX:BLD)	7,639.00000	\$25,084.42	\$4.03	\$30,785.17 ✓	2.05%
Brambles Limited (ASX:BXB)	2,018.00000	\$20,047.64	\$14.41	\$29,079.38 ✓	1.94%
Domino's Pizza Enterprises Limited (ASX:DMP)	389.00000	\$20,084.67	\$46.43	\$18,061.27 ✓	1.20%
Invocare Limited (ASX:IVC)	1,671.00000	\$20,049.07	\$12.59	\$21,037.89 ✓	1.40%
Magellan Infrastructure Fund (Currency Hedged)(Managed Fund) - Magellan Inf Fund (Currency Hedged) (Managed Fund) (ASX:MICH)	9,708.00000	\$30,057.71	\$2.81	\$27,279.48 ✓	1.82%
Metrics Master Income Trust - Ordinary Units Fully Paid (ASX:MXT)	22,059.00000	\$44,979.85	\$1.92	\$42,353.28 ✓	2.83%
Cube Holdings Limited (ASX:QUE)	6,349.00000	\$19,890.13	\$2.85	\$18,094.65 ✓	1.21%
Resmed Inc - Cdl 10:1 Foreign Exempt Nyse (ASX:RMD)	615.00000	\$20,061.60	\$32.81	\$20,178.15 ✓	1.35%
Teastra Group Limited (ASX:TLS)	5,089.00000	\$20,049.27	\$4.30	\$21,882.70 ✓	1.46%
Westpac Banking Corporation (ASX:WBC)	1,075.00000	\$25,097.53	\$21.34	\$22,940.50 ✓	1.53%
WCM Quality Global Growth Fund (Quoted Managed Fund) - WCM Quality Glb Growth Fund (Quoted Managed Fund) (ASX:WCMQ)	6,449.00000	\$45,150.79	\$7.28	\$46,948.72 ✓	3.13%
Woodside Energy Group Ltd (ASX:WDS)	609.00000	\$20,054.93	\$34.44	\$20,973.96 ✓	1.40%
Wisetech Global Limited (ASX:WTC)	321.00000	\$12,911.39	\$79.81	\$25,619.01 ✓	1.71%

Coroneos Family Superannuation Fund
Investment Portfolio as at 30 June 2023

Investment	Units	Accounting Cost	Market Price	Market Value	Portfolio Weight (%)
Managed Funds Market					
C WorldWide Global Equity Trust	9,984.69000	\$615,873.28		\$614,603.40	41.00%
Conval Property Fund	71,016.68090	\$30,000.00	\$3.34	\$33,391.80	2.23%
Partners Group Global Value Fund (AUD) - Wholesale Units	9,282.47000	\$75,000.00	\$1.06	\$74,958.11	5.00%
T. Rowe Price Global Equity Fund - S Class	51,754.47680	\$30,000.00	\$3.32	\$30,847.50	2.06%
Impax Sustainable Leaders Fund - Class A	20,473.62000	\$50,000.00	\$1.12	\$57,758.00	3.85%
Charter Hall Direct Long WALE Fund	47,213.24020	\$30,000.00	\$1.63	\$33,406.81	2.23%
		\$55,000.00	\$1.11	\$52,203.68	3.48%
		\$270,000.00		\$282,565.90	18.85%
Money Market					
Mornington-Flinders Road Sub-Trust	50,000.00000	\$50,000.00	\$1.00	\$50,000.00	3.34%
Melnyre Street Sub-Trust	50,000.00000	\$50,000.00	\$1.00	\$50,000.00	3.34%
JPJT Holdings Pty Ltd	100,000.00000	\$100,000.00	\$1.00	\$100,000.00	6.67%
49 JOHNSON STREET RESERVOIR VIC 3073	75,000.00000	\$75,000.00	\$1.00	\$75,000.00	5.00%
23 Kitchen Place, West Hoxton NSW 2171	50,000.00000	\$50,000.00	\$1.00	\$50,000.00	3.34%
6 President Street, Croydon Park, NSW 2133	50,000.00000	\$50,000.00	\$1.00	\$50,000.00	3.34%
587 -593 Church Street Richmond @ 4.8%	50,000.00000	\$50,000.00	\$1.00	\$50,000.00	3.34%
21.10.2024					
32 Kelly Street Beveridge Vic 3753	50,000.00000	\$50,000.00	\$1.00	\$50,000.00	3.34%
		\$475,000.00		\$475,000.00	31.69%
Unlisted Market					
Faw/kner Essential Services Trust No.20	50,000.00000	\$50,000.00	\$0.98	\$49,000.00	3.27%
Shakespeare Royal Brisbane Property Trust	50,000.00000	\$50,000.00	\$0.96	\$47,800.00	3.19%
		\$100,000.00		\$96,800.00	6.46%
		\$1,490,876.57		\$1,498,972.59	100.00%

The accounting cost is the original cost base adjusted by any subsequent capital call/improvement or capital return transactions. In many cases, it is not the same as the adjusted or reduced cost base, or the reset cost base resulting from the CGT relief. To view the cost base and unrealised gain/(loss) for CGT purposes refer to the Unrealised Capital Gains Report.

Coroneos Family Superannuation Fund
Investment Income Detailed Report
For the period 1 July 2022 to 30 June 2023

Tax Effective Date	Description	Income Received	Franked Dividends	Unfranked Dividends	Franking Credits	TFN Credits	Net Foreign Income	Foreign Credits
Distribution								
C WorldWide Global Equity Trust								
30/06/2023	ARO006AU Distribution - Cash	\$32.06	-	-	-	-	-	-
Total		\$32.06	\$0.00	\$0.00	\$0.00	\$0.00	\$0.00	\$0.00
Charter Hall Direct Long WALE Fund								
31/07/2022	MAQ5703AU Distribution - Cash	\$135.14	-	-	-	-	-	-
31/08/2022	MAQ5703AU Distribution - Cash	\$135.14	-	-	-	-	-	-
30/09/2022	MAQ5703AU Distribution - Cash	\$135.14	-	-	-	-	-	-
31/10/2022	MAQ5703AU Distribution - Cash	\$135.14	-	-	-	-	-	-
30/11/2022	MAQ5703AU Distribution - Cash	\$135.14	-	-	-	-	-	-
31/12/2022	MAQ5703AU Distribution - Cash	\$135.14	-	-	-	-	-	-
31/01/2023	MAQ5703AU Distribution - Cash	\$135.14	-	-	-	-	-	-
28/02/2023	MAQ5703AU Distribution - Cash	\$135.14	-	-	-	-	-	-
31/03/2023	MAQ5703AU Distribution - Cash	\$135.14	-	-	-	-	-	-
30/04/2023	MAQ5703AU Distribution - Cash	\$135.14	-	-	-	-	-	-
31/05/2023	MAQ5703AU Distribution - Cash	\$245.89	-	-	-	-	-	-
30/06/2023	MAQ5703AU Distribution - Cash	\$245.89	-	-	-	-	-	-
Total		\$1,843.18	\$0.00	\$0.00	\$0.00	\$0.00	\$0.00	\$0.00
Corval Property Fund								
31/10/2022	CorValProperty 0012266677	\$627.69	-	-	-	-	-	-
31/12/2022	CRV9885AU Distribution - Cash	\$627.69	-	-	-	-	-	-
13/04/2023	CorValProperty 0012266677	\$614.03	-	-	-	-	-	-

Coroneos Family Superannuation Fund
Investment Income Detailed Report
For the period 1 July 2022 to 30 June 2023

Tax Effective Date	Description	Income Received	Franked Dividends	Unfranked Dividends	Franking Credits	TFN Credits	Net Foreign Income	Foreign Credits
30/06/2023	CRV9885AU Distribution - Cash	\$929.54	-	-	-	-	-	-
	Total	\$2,798.95	\$0.00	\$0.00	\$0.00	\$0.00	\$0.00	\$0.00
	Fawkner Essential Services Trust No.20							
20/09/2022	FawknerEST20Aug- FawknerEST20Aug-22	\$270.83	-	-	-	-	-	-
20/10/2022	FawknerEST20Sep- FawknerEST20Sep-22	\$270.83	-	-	-	-	-	-
21/11/2022	FawknerEST20Oct- FawknerEST20Oct-22	\$270.83	-	-	-	-	-	-
21/12/2022	FawknerEST20Nov- FawknerEST20Nov-22	\$270.83	-	-	-	-	-	-
20/01/2023	FawknerEST20Dec- FawknerEST20Dec-22	\$270.83	-	-	-	-	-	-
21/02/2023	FawknerEST20Jan- FawknerEST20Jan-23	\$270.83	-	-	-	-	-	-
21/03/2023	FawknerEST20Feb- FawknerEST20Feb-23	\$270.83	-	-	-	-	-	-
21/04/2023	FawknerEST20Mar- FawknerEST20Mar-23	\$270.83	-	-	-	-	-	-
19/05/2023	FawknerEST20Apr- FawknerEST20Apr-23	\$270.83	-	-	-	-	-	-
21/06/2023	FawknerEST20May- FawknerEST20May-23	\$270.83	-	-	-	-	-	-
30/06/2023	FawknerEST20Jun- FawknerEST20Jun-23	\$270.83	-	-	-	-	-	-
	Total	\$2,979.13	\$0.00	\$0.00	\$0.00	\$0.00	\$0.00	\$0.00
	Impax Sustainable Leaders Fund - Class A							
30/06/2023	ETL8171AU Distribution - Cash	\$857.21	-	-	-	-	-	-
	Total	\$857.21	\$0.00	\$0.00	\$0.00	\$0.00	\$0.00	\$0.00
	Magellan Infrastructure Fund (Currency Hedged)(Managed Fund) - Magellan Inf Fund (Currency Hedged) (Managed Fund) (ASX:MICH)							
03/01/2023	MICH AUD DRP	\$562.09	-	-	-	-	-	-
30/06/2023	MICH AUD DRP	\$566.94	-	-	-	-	-	-
	Total	\$1,129.03	\$0.00	\$0.00	\$0.00	\$0.00	\$0.00	\$0.00
	Metrics Master Income Trust - Ordinary Units Fully Paid (ASX:MXT)							

Coroneos Family Superannuation Fund
Investment Income Detailed Report
For the period 1 July 2022 to 30 June 2023

Tax Effective Date	Description	Income Received	Franked Dividends	Unfranked Dividends	Franking Credits	TFN Credits	Net Foreign Income	Foreign Credits
29/07/2022	MXT AUD DRP NIL DISC	\$191.91	-	-	-	-	-	-
31/08/2022	MXT AUD EST 0.0111, DRP NIL DISC	\$244.85	-	-	-	-	-	-
03/10/2022	MXT AUD EST 0.0105, DRP NIL DISC	\$231.62	-	-	-	-	-	-
31/10/2022	MXT AUD EST 0.0126, DRP NIL DISC	\$277.94	-	-	-	-	-	-
30/11/2022	MXT AUD EST 0.0128, DRP NIL DISC	\$282.36	-	-	-	-	-	-
30/12/2022	MXT AUD EST 0.0135, DRP NIL DISC	\$297.80	-	-	-	-	-	-
31/01/2023	MXT AUD EST 0.0144, DRP NIL DISC	\$317.65	-	-	-	-	-	-
28/02/2023	MXT AUD EST 0.0129, DRP NIL DISC	\$284.56	-	-	-	-	-	-
31/03/2023	MXT AUD EST 0.0144, DRP NIL DISC	\$317.65	-	-	-	-	-	-
28/04/2023	MXT AUD EST 0.014, DRP NIL DISC	\$308.83	-	-	-	-	-	-
31/05/2023	MXT AUD EST 0.0149, DRP NIL DISC	\$328.68	-	-	-	-	-	-
30/06/2023	MXT AUD DRP NIL DISC	\$330.89	-	-	-	-	-	-
	Total	\$3,414.74	\$0.00	\$0.00	\$0.00	\$0.00	\$0.00	\$0.00
	Partners Group Global Value Fund (AUD) - Wholesale Units							
30/06/2023	ETL0276AU Distribution - Cash	\$843.63	-	-	-	-	-	-
	Total	\$843.63	\$0.00	\$0.00	\$0.00	\$0.00	\$0.00	\$0.00
	Shakespeare Royal Brisbane Property Trust							
23/01/2023	Shakespeare Roya SPGBrisDIST	\$700.00	-	-	-	-	-	-
14/04/2023	Shakespeare Roya SPGRoyalBrisDIST	\$700.00	-	-	-	-	-	-
30/06/2023	Shakespeare Roya SPGBrisbDIST	\$700.00	-	-	-	-	-	-
	Total	\$2,100.00	\$0.00	\$0.00	\$0.00	\$0.00	\$0.00	\$0.00
	Total	\$15,997.93	\$0.00	\$0.00	\$0.00	\$0.00	\$0.00	\$0.00

NOTE: as the tax components are not always recorded for each distribution event, please refer to the Distribution Reconciliation Report for distribution tax details

Coroneos Family Superannuation Fund
Investment Income Detailed Report
For the period 1 July 2022 to 30 June 2023

Tax Effective Date	Description	Income Received	Franked Dividends	Unfranked Dividends	Franking Credits	TFN Credits	Net Foreign Income	Foreign Credits
Dividend								
Ansell Limited (ASX:ANN)								
15/09/2022	ANN USD 0.312, UNFRANKED, 0.312 CFI, DRP NIL DISC	\$456.77	\$0.00	\$456.77	\$0.00	\$0.00	\$0.00	\$0.00
09/03/2023	ANN USD 0.201, UNFRANKED, 0.201 CFI, DRP NIL DISC	\$294.71	\$0.00	\$294.71	\$0.00	\$0.00	\$0.00	\$0.00
	Total	\$751.48	\$0.00	\$751.48	\$0.00	\$0.00	\$0.00	\$0.00
Argo Investments Limited (ASX:ARG)								
16/09/2022	ARG AUD 0.17 FRANKED, 30% CTR, DRP 2% DISC	\$1,412.53	\$1,412.53	\$0.00	\$605.37	\$0.00	\$0.00	\$0.00
10/03/2023	ARG AUD 0.165 FRANKED, 30% CTR, DRP 2% DISC	\$1,370.99	\$1,370.99	\$0.00	\$587.57	\$0.00	\$0.00	\$0.00
	Total	\$2,783.52	\$2,783.52	\$0.00	\$1,192.94	\$0.00	\$0.00	\$0.00
Aurizon Holdings Limited (ASX:AZJ)								
21/09/2022	AZJ AUD 0.109 FRANKED, 30% CTR	\$589.15	\$589.15	\$0.00	\$252.49	\$0.00	\$0.00	\$0.00
29/03/2023	AZJ AUD 0.07 FRANKED, 30% CTR	\$378.35	\$378.35	\$0.00	\$162.15	\$0.00	\$0.00	\$0.00
	Total	\$967.50	\$967.50	\$0.00	\$414.64	\$0.00	\$0.00	\$0.00
Australia And New Zealand Banking Group Limited - Cap Note 6-Bbsw+3.60% Perp Non-Cum Red T-03-23 (ASX:ANZPF)								
26/09/2022	ANZPF AUD 1.5144 FRANKED, 30% CTR	\$371.03	\$371.03	\$0.00	\$159.01	\$0.00	\$0.00	\$0.00
	Total	\$371.03	\$371.03	\$0.00	\$159.01	\$0.00	\$0.00	\$0.00
Australia And New Zealand Banking Group Limited - Cap Note 3-Bbsw+4.70% Perp Non-Cum Red T-03-24 (ASX:AN3PG)								
20/06/2023	AN3PG AUD 1.4801 FRANKED, 30% CTR	\$356.70	\$356.70	\$0.00	\$152.87	\$0.00	\$0.00	\$0.00
	Total	\$356.70	\$356.70	\$0.00	\$152.87	\$0.00	\$0.00	\$0.00
Australia And New Zealand Banking Group Limited - Cap Note 6-Bbsw+3.60% T-03-23 Deferred Settlement (ASX:AN3PF)								
24/03/2023	AN3PF AUD 2.4408 FRANKED, 30% CTR	\$358.80	\$358.80	\$0.00	\$153.77	\$0.00	\$0.00	\$0.00
	Total	\$358.80	\$358.80	\$0.00	\$153.77	\$0.00	\$0.00	\$0.00
Australian Foundation Investment Company Limited (ASX:AFI)								
30/08/2022	AFI AUD 0.14 FRANKED, 30% CTR, DRP 5% DISC, BSP	\$1,394.96	\$1,394.96	\$0.00	\$597.84	\$0.00	\$0.00	\$0.00

Coroneos Family Superannuation Fund
Investment Income Detailed Report
For the period 1 July 2022 to 30 June 2023

Tax Effective Date	Description	Income Received	Franked Dividends	Unfranked Dividends	Franking Credits	TFN Credits	Net Foreign Income	Foreign Credits	
24/02/2023	AFLAUD 0.11 FRANKED, 30% CTR, DRP 2.5% DISC, BSI	\$1,096.04	\$1,096.04	\$0.00	\$469.73	\$0.00	\$0.00	\$0.00	
	Total	\$2,491.00	\$2,491.00	\$0.00	\$1,067.57	\$0.00	\$0.00	\$0.00	
	Brambles Limited (ASX:BXB)								
13/10/2022	BXB USD 0.12, 0.042 FRANKED, 30% CTR, 0.078 CFI, D	\$348.11	\$121.84	\$226.27	\$52.22	\$0.00	\$0.00	\$0.00	
13/04/2023	BXB USD 0.1225, 0.042875 FRANKED, 30% CTR, 0.0796	\$356.58	\$124.80	\$231.78	\$53.49	\$0.00	\$0.00	\$0.00	
	Total	\$704.69	\$246.64	\$458.05	\$105.71	\$0.00	\$0.00	\$0.00	
	Commonwealth Bank Of Australia. - Cap Note 3-Bbsw+2.80% Perp Non-Cum Red T-12-22 (ASX:CBAPD)								
15/09/2022	CBAPD AUD 0.7949 FRANKED, 30% CTR	\$116.85	\$116.85	\$0.00	\$50.08	\$0.00	\$0.00	\$0.00	
15/11/2022	CBAPD AUD 0.6497 FRANKED, 30% CTR	\$95.51	\$95.51	\$0.00	\$40.93	\$0.00	\$0.00	\$0.00	
15/12/2022	CBAPD AUD 0.3195 FRANKED, 30% CTR	\$46.97	\$46.97	\$0.00	\$20.13	\$0.00	\$0.00	\$0.00	
	Total	\$259.33	\$259.33	\$0.00	\$111.14	\$0.00	\$0.00	\$0.00	
	Invocare Limited (ASX:IVC)								
06/10/2022	IVC AUD 0.135 FRANKED, 30% CTR, DRP NIL DISC	\$225.59	\$225.59	\$0.00	\$96.68	\$0.00	\$0.00	\$0.00	
06/04/2023	IVC AUD 0.11 FRANKED, 30% CTR, DRP NIL DISC	\$183.81	\$183.81	\$0.00	\$78.78	\$0.00	\$0.00	\$0.00	
	Total	\$409.40	\$409.40	\$0.00	\$175.46	\$0.00	\$0.00	\$0.00	
	Telstra Group Limited (ASX:TLS)								
21/09/2022	TLS AUD 0.01 SPEC, 0.085 FRANKED, 30% CTR, DRP N	\$432.56	\$432.56	\$0.00	\$185.38	\$0.00	\$0.00	\$0.00	
31/03/2023	TLS AUD 0.085 FRANKED, 30% CTR, DRP NIL DISC	\$432.56	\$432.56	\$0.00	\$185.38	\$0.00	\$0.00	\$0.00	
	Total	\$865.12	\$865.12	\$0.00	\$370.76	\$0.00	\$0.00	\$0.00	
	Westpac Banking Corporation (ASX:WBC)								
20/12/2022	WBC AUD 0.64 FRANKED, 30% CTR, DRP NIL DISC	\$688.00	\$688.00	\$0.00	\$294.86	\$0.00	\$0.00	\$0.00	
27/06/2023	WBC AUD 0.7 FRANKED, 30% CTR, DRP NIL DISC	\$752.50	\$752.50	\$0.00	\$322.50	\$0.00	\$0.00	\$0.00	
	Total	\$1,440.50	\$1,440.50	\$0.00	\$617.36	\$0.00	\$0.00	\$0.00	
	Wisetech Global Limited (ASX:WTC)								

Coroneos Family Superannuation Fund
Investment Income Detailed Report
For the period 1 July 2022 to 30 June 2023

Tax Effective Date	Description	Income Received	Franked Dividends	Unfranked Dividends	Franking Credits	TFN Credits	Net Foreign Income	Foreign Credits
07/10/2022	WTC AUD 0.064 FRANKED, 30% CTR, DRP NIL DISC	\$31.87	\$31.87	\$0.00	\$13.66	\$0.00	\$0.00	\$0.00
06/04/2023	WTC AUD 0.066 FRANKED, 30% CTR, DRP NIL DISC	\$21.19	\$21.19	\$0.00	\$9.08	\$0.00	\$0.00	\$0.00
Total		\$53.06	\$53.06	\$0.00	\$22.74	\$0.00	\$0.00	\$0.00
Woodside Energy Group Ltd (ASX:WDS)								
06/10/2022	WDS USD 1.09, 1.09 FRANKED, 30% CTR, DRP NIL DISC	\$974.11	\$974.11	\$0.00	\$417.48	\$0.00	\$0.00	\$0.00
05/04/2023	WDS USD 1.44, 1.44 FRANKED, 30% CTR, DRP SUSP	\$1,312.03	\$1,312.03	\$0.00	\$562.30	\$0.00	\$0.00	\$0.00
Total		\$2,286.14	\$2,286.14	\$0.00	\$979.78	\$0.00	\$0.00	\$0.00
		\$14,098.27	\$12,888.74	\$1,209.53	\$5,523.75	\$0.00	\$0.00	\$0.00
Foreign Income								
Amcor PLC - Cdi 1:1 Foreign Exempt Nyse (ASX:AMC)								
28/09/2022	AMC USD 0.12	\$225.93	\$0.00	\$0.00	\$0.00	\$0.00	\$225.93	\$0.00
13/12/2022	AMC USD 0.1225	\$254.47	\$0.00	\$0.00	\$0.00	\$0.00	\$254.47	\$0.00
21/03/2023	AMC USD 0.1225	\$226.46	\$0.00	\$0.00	\$0.00	\$0.00	\$226.46	\$0.00
20/06/2023	AMC USD 0.1225	\$241.25	\$0.00	\$0.00	\$0.00	\$0.00	\$241.25	\$0.00
Total		\$948.11	\$0.00	\$0.00	\$0.00	\$0.00	\$948.11	\$0.00
Resmed Inc - Cdi 10:1 Foreign Exempt Nyse (ASX:RMD)								
22/09/2022	RMD USD 0.044, 30% WHT	\$27.39	\$0.00	\$0.00	\$0.00	\$0.00	\$27.39	\$11.73
15/12/2022	RMD USD 0.044, 30% WHT	\$28.62	\$0.00	\$0.00	\$0.00	\$0.00	\$28.62	\$12.27
16/03/2023	RMD USD 0.044, 30% WHT	\$27.30	\$0.00	\$0.00	\$0.00	\$0.00	\$27.30	\$11.70
15/06/2023	RMD USD 0.044, 30% WHT	\$28.26	\$0.00	\$0.00	\$0.00	\$0.00	\$28.26	\$12.11
Total		\$111.57	\$0.00	\$0.00	\$0.00	\$0.00	\$111.57	\$47.81

Coroneos Family Superannuation Fund
Investment Income Detailed Report
For the period 1 July 2022 to 30 June 2023

Tax Effective Date	Description	Income Received	Franked Dividends	Unfranked Dividends	Franking Credits	TFN Credits	Net Foreign Income	Foreign Credits
		\$1,059.68	\$0.00	\$0.00	\$0.00	\$0.00	\$1,059.68	\$47.81
Interest Received								
22 Barnes Avenue, Earlwood NSW 2206								
06/10/2022	Oak Capital Mort OAK2202241_RG1108	\$239.93	\$0.00	\$0.00	\$0.00	\$0.00	\$0.00	\$0.00
01/11/2022	Oak Capital Mort OAK2202241_RG1108	\$232.19	\$0.00	\$0.00	\$0.00	\$0.00	\$0.00	\$0.00
29/11/2022	Oak Capital Mort OAK2202241_RG1108	\$239.93	\$0.00	\$0.00	\$0.00	\$0.00	\$0.00	\$0.00
30/12/2022	Oak Capital Mort OAK2202241_RG1108	\$239.93	\$0.00	\$0.00	\$0.00	\$0.00	\$0.00	\$0.00
02/02/2023	Oak Capital Mort OAK2202241_RG1108	\$216.71	\$0.00	\$0.00	\$0.00	\$0.00	\$0.00	\$0.00
02/03/2023	Oak Capital Mort OAK2202241_RG1108	\$239.93	\$0.00	\$0.00	\$0.00	\$0.00	\$0.00	\$0.00
10/05/2023	Oak Capital Mort OAK2202241_RG1108	\$286.36	\$0.00	\$0.00	\$0.00	\$0.00	\$0.00	\$0.00
	Total	\$1,694.98	\$0.00	\$0.00	\$0.00	\$0.00	\$0.00	\$0.00
23 Kitchen Place, West Hoxton NSW 2171								
26/07/2022	Oak Capital Mort OAK2203161_RG1108	\$239.93	\$0.00	\$0.00	\$0.00	\$0.00	\$0.00	\$0.00
29/08/2022	Oak Capital Mort OAK2203161_RG1108	\$239.93	\$0.00	\$0.00	\$0.00	\$0.00	\$0.00	\$0.00
27/09/2022	Oak Capital Mort OAK2203161_RG1108	\$232.19	\$0.00	\$0.00	\$0.00	\$0.00	\$0.00	\$0.00
27/10/2022	Oak Capital Mort OAK2203161_RG1108	\$239.93	\$0.00	\$0.00	\$0.00	\$0.00	\$0.00	\$0.00
23/11/2022	Oak Capital Mort OAK2203161_RG1108	\$232.19	\$0.00	\$0.00	\$0.00	\$0.00	\$0.00	\$0.00
21/12/2022	Oak Capital Mort OAK2203161_RG1108	\$239.93	\$0.00	\$0.00	\$0.00	\$0.00	\$0.00	\$0.00
24/01/2023	Oak Capital Mort OAK2203161_RG1108	\$239.93	\$0.00	\$0.00	\$0.00	\$0.00	\$0.00	\$0.00
27/02/2023	Oak Capital Mort OAK2203161_RG1108	\$216.71	\$0.00	\$0.00	\$0.00	\$0.00	\$0.00	\$0.00
22/03/2023	Oak Capital Mort OAK2203161_RG1108	\$239.93	\$0.00	\$0.00	\$0.00	\$0.00	\$0.00	\$0.00

Coroneos Family Superannuation Fund
Investment Income Detailed Report
For the period 1 July 2022 to 30 June 2023

Tax Effective Date	Description	Income Received	Franked Dividends	Unfranked Dividends	Franking Credits	TFN Credits	Net Foreign Income	Foreign Credits
24/04/2023	Oak Capital Mort OAK2203161_RG1108	\$232.19	\$0.00	\$0.00	\$0.00	\$0.00	\$0.00	\$0.00
22/05/2023	Oak Capital Mort OAK2203161_RG1108	\$239.93	\$0.00	\$0.00	\$0.00	\$0.00	\$0.00	\$0.00
27/06/2023	Oak Capital Mort OAK2203161_RG1108	\$232.19	\$0.00	\$0.00	\$0.00	\$0.00	\$0.00	\$0.00
	Total	\$2,824.98	\$0.00	\$0.00	\$0.00	\$0.00	\$0.00	\$0.00
	32 Kelly Street Beveridge Vic 3753							
21/11/2022	RMBL Mortgage In RMBL2978-394383	\$230.14	\$0.00	\$0.00	\$0.00	\$0.00	\$0.00	\$0.00
21/12/2022	RMBL Mortgage In RMBL2978-394383	\$339.04	\$0.00	\$0.00	\$0.00	\$0.00	\$0.00	\$0.00
20/01/2023	RMBL Mortgage In RMBL2978-394383	\$360.96	\$0.00	\$0.00	\$0.00	\$0.00	\$0.00	\$0.00
21/02/2023	RMBL Mortgage In RMBL2978-394383	\$371.58	\$0.00	\$0.00	\$0.00	\$0.00	\$0.00	\$0.00
21/03/2023	RMBL Mortgage In RMBL2978-394383	\$335.62	\$0.00	\$0.00	\$0.00	\$0.00	\$0.00	\$0.00
20/04/2023	RMBL Mortgage In RMBL2978-394383	\$382.19	\$0.00	\$0.00	\$0.00	\$0.00	\$0.00	\$0.00
19/05/2023	RMBL Mortgage In RMBL2978-394383	\$380.14	\$0.00	\$0.00	\$0.00	\$0.00	\$0.00	\$0.00
21/06/2023	RMBL Mortgage In RMBL2978-394383	\$392.81	\$0.00	\$0.00	\$0.00	\$0.00	\$0.00	\$0.00
	Total	\$2,792.48	\$0.00	\$0.00	\$0.00	\$0.00	\$0.00	\$0.00
	35-37 Lakewood Boulevard Braeside @ 6.60% 8.10.2024							
21/07/2022	RMBL Mortgage In RMBL2932-394383	\$271.23	\$0.00	\$0.00	\$0.00	\$0.00	\$0.00	\$0.00
19/08/2022	RMBL Mortgage In RMBL2932-394383	\$301.51	\$0.00	\$0.00	\$0.00	\$0.00	\$0.00	\$0.00
21/09/2022	RMBL Mortgage In RMBL2932-394383	\$318.49	\$0.00	\$0.00	\$0.00	\$0.00	\$0.00	\$0.00
20/10/2022	RMBL Mortgage In RMBL2932-394383	\$328.77	\$0.00	\$0.00	\$0.00	\$0.00	\$0.00	\$0.00
21/11/2022	RMBL Mortgage In RMBL2932-394383	\$109.59	\$0.00	\$0.00	\$0.00	\$0.00	\$0.00	\$0.00
	Total	\$1,329.59	\$0.00	\$0.00	\$0.00	\$0.00	\$0.00	\$0.00
	49 JOHNSON STREET RESERVOIR VIC 3073							

Coroneos Family Superannuation Fund
Investment Income Detailed Report
For the period 1 July 2022 to 30 June 2023

Tax Effective Date	Description	Income Received	Franked Dividends	Unfranked Dividends	Franking Credits	TFN Credits	Net Foreign Income	Foreign Credits
13/06/2023	MILLBROOKASSET H101340	\$123.29	\$0.00	\$0.00	\$0.00	\$0.00	\$0.00	\$0.00
30/06/2023	PERPETUAL MCF00175	\$847.60	\$0.00	\$0.00	\$0.00	\$0.00	\$0.00	\$0.00
	Total	\$970.89	\$0.00	\$0.00	\$0.00	\$0.00	\$0.00	\$0.00
	587 -583 Church Street Richmond @ 4.8% 21.10.2024							
21/07/2022	RMBL Mortgage In RMBL2957-394383	\$197.26	\$0.00	\$0.00	\$0.00	\$0.00	\$0.00	\$0.00
19/08/2022	RMBL Mortgage In RMBL2957-394383	\$225.07	\$0.00	\$0.00	\$0.00	\$0.00	\$0.00	\$0.00
21/09/2022	RMBL Mortgage In RMBL2957-394383	\$246.30	\$0.00	\$0.00	\$0.00	\$0.00	\$0.00	\$0.00
20/10/2022	RMBL Mortgage In RMBL2957-394383	\$256.85	\$0.00	\$0.00	\$0.00	\$0.00	\$0.00	\$0.00
21/11/2022	RMBL Mortgage In RMBL2957-394383	\$276.03	\$0.00	\$0.00	\$0.00	\$0.00	\$0.00	\$0.00
21/12/2022	RMBL Mortgage In RMBL2957-394383	\$277.40	\$0.00	\$0.00	\$0.00	\$0.00	\$0.00	\$0.00
20/01/2023	RMBL Mortgage In RMBL2957-394383	\$297.26	\$0.00	\$0.00	\$0.00	\$0.00	\$0.00	\$0.00
21/02/2023	RMBL Mortgage In RMBL2957-394383	\$307.88	\$0.00	\$0.00	\$0.00	\$0.00	\$0.00	\$0.00
21/03/2023	RMBL Mortgage In RMBL2957-394383	\$278.08	\$0.00	\$0.00	\$0.00	\$0.00	\$0.00	\$0.00
20/04/2023	RMBL Mortgage In RMBL2957-394383	\$318.49	\$0.00	\$0.00	\$0.00	\$0.00	\$0.00	\$0.00
19/05/2023	RMBL Mortgage In RMBL2957-394383	\$318.49	\$0.00	\$0.00	\$0.00	\$0.00	\$0.00	\$0.00
21/06/2023	RMBL Mortgage In RMBL2957-394383	\$329.11	\$0.00	\$0.00	\$0.00	\$0.00	\$0.00	\$0.00
	Total	\$3,326.22	\$0.00	\$0.00	\$0.00	\$0.00	\$0.00	\$0.00
	6 President Street, Croydon Park, NSW 2133							
19/05/2023	Oak Capital Mort OAK2305001_RG1108	\$932.61	\$0.00	\$0.00	\$0.00	\$0.00	\$0.00	\$0.00
	Total	\$932.61	\$0.00	\$0.00	\$0.00	\$0.00	\$0.00	\$0.00
	Balmain Discrete Mortgage Income Trust							
08/08/2022	PERPETUAL 006519 Cash Units	\$20.62	\$0.00	\$0.00	\$0.00	\$0.00	\$0.00	\$0.00

Coroneos Family Superannuation Fund
Investment Income Detailed Report
For the period 1 July 2022 to 30 June 2023

Tax Effective Date	Description	Income Received	Franked Dividends	Unfranked Dividends	Franking Credits	TFN Credits	Net Foreign Income	Foreign Credits
06/04/2023	PERPETUAL BDMIT006519 Cash U	\$19.73	\$0.00	\$0.00	\$0.00	\$0.00	\$0.00	\$0.00
05/05/2023	PERPETUAL BDMIT006519 Cash U	\$147.95	\$0.00	\$0.00	\$0.00	\$0.00	\$0.00	\$0.00
06/06/2023	PERPETUAL REF 4442395	\$36.23	\$0.00	\$0.00	\$0.00	\$0.00	\$0.00	\$0.00
	Total	\$224.53	\$0.00	\$0.00	\$0.00	\$0.00	\$0.00	\$0.00
	Beveridge Road Sub-Trust							
11/07/2022	PERPETUAL BDMIT006519 Beveri	\$260.96	\$0.00	\$0.00	\$0.00	\$0.00	\$0.00	\$0.00
	Total	\$260.96	\$0.00	\$0.00	\$0.00	\$0.00	\$0.00	\$0.00
	Harcourt Parade Sub-Trust							
12/08/2022	PERPETUAL BDMIT006519 Harcou	\$140.55	\$0.00	\$0.00	\$0.00	\$0.00	\$0.00	\$0.00
09/09/2022	PERPETUAL BDMIT006519 Harcou	\$242.05	\$0.00	\$0.00	\$0.00	\$0.00	\$0.00	\$0.00
14/10/2022	PERPETUAL BDMIT006519 Harcou	\$234.25	\$0.00	\$0.00	\$0.00	\$0.00	\$0.00	\$0.00
11/11/2022	PERPETUAL BDMIT006519 Harcou	\$242.05	\$0.00	\$0.00	\$0.00	\$0.00	\$0.00	\$0.00
13/12/2022	PERPETUAL BDMIT006519 Harcou	\$234.25	\$0.00	\$0.00	\$0.00	\$0.00	\$0.00	\$0.00
11/01/2023	PERPETUAL BDMIT006519 Harcou	\$242.05	\$0.00	\$0.00	\$0.00	\$0.00	\$0.00	\$0.00
09/02/2023	PERPETUAL BDMIT006519 Harcou	\$242.05	\$0.00	\$0.00	\$0.00	\$0.00	\$0.00	\$0.00
10/03/2023	PERPETUAL BDMIT006519 Harcou	\$218.63	\$0.00	\$0.00	\$0.00	\$0.00	\$0.00	\$0.00
05/04/2023	PERPETUAL 006519 Harcourt Pa	\$218.63	\$0.00	\$0.00	\$0.00	\$0.00	\$0.00	\$0.00
	Total	\$2,014.51	\$0.00	\$0.00	\$0.00	\$0.00	\$0.00	\$0.00
	JPJT Holdings Pty Ltd							
12/07/2022	LaTrobe Fund Interest:JPJT Hold	\$582.74	\$0.00	\$0.00	\$0.00	\$0.00	\$0.00	\$0.00
12/08/2022	LaTrobe Fund Interest:JPJT Hold	\$590.82	\$0.00	\$0.00	\$0.00	\$0.00	\$0.00	\$0.00
13/09/2022	LaTrobe Fund Interest:JPJT Hold	\$602.17	\$0.00	\$0.00	\$0.00	\$0.00	\$0.00	\$0.00

Coroneos Family Superannuation Fund
Investment Income Detailed Report
For the period 1 July 2022 to 30 June 2023

Tax Effective Date	Description	Income Received	Franked Dividends	Unfranked Dividends	Franking Credits	TFN Credits	Net Foreign Income	Foreign Credits	
12/10/2022	LaTrobe Fund Interest:JPJT Hold	\$590.83	\$0.00	\$0.00	\$0.00	\$0.00	\$0.00	\$0.00	
14/11/2022	LaTrobe Fund Interest:JPJT Hold	\$602.16	\$0.00	\$0.00	\$0.00	\$0.00	\$0.00	\$0.00	
13/12/2022	LaTrobe Fund Interest:JPJT Hold	\$590.83	\$0.00	\$0.00	\$0.00	\$0.00	\$0.00	\$0.00	
12/01/2023	LaTrobe Fund Interest:JPJT Hold	\$602.17	\$0.00	\$0.00	\$0.00	\$0.00	\$0.00	\$0.00	
13/02/2023	LaTrobe Fund Interest:JPJT Hold	\$38.85	\$0.00	\$0.00	\$0.00	\$0.00	\$0.00	\$0.00	
16/02/2023	LaTrobe Fund Interest:JPJT Hold	\$563.32	\$0.00	\$0.00	\$0.00	\$0.00	\$0.00	\$0.00	
10/03/2023	LaTrobe Fund Interest:JPJT Hold	\$388.49	\$0.00	\$0.00	\$0.00	\$0.00	\$0.00	\$0.00	
13/03/2023	LaTrobe Fund Interest:JPJT Hold	\$155.40	\$0.00	\$0.00	\$0.00	\$0.00	\$0.00	\$0.00	
12/04/2023	LaTrobe Fund Interest:JPJT Hold	\$590.83	\$0.00	\$0.00	\$0.00	\$0.00	\$0.00	\$0.00	
12/05/2023	LaTrobe Fund Interest:JPJT Hold	\$590.83	\$0.00	\$0.00	\$0.00	\$0.00	\$0.00	\$0.00	
12/06/2023	LaTrobe Fund Interest:JPJT Hold	\$590.83	\$0.00	\$0.00	\$0.00	\$0.00	\$0.00	\$0.00	
	Total	\$7,089.27	\$0.00	\$0.00	\$0.00	\$0.00	\$0.00	\$0.00	
	Macquarie Accelerator - Proposed Property								
29/07/2022	MACQUARIE ACCELERATOR INTEREST PAID	\$103.04	\$0.00	\$0.00	\$0.00	\$0.00	\$0.00	\$0.00	
31/08/2022	MACQUARIE ACCELERATOR INTEREST PAID	\$84.43	\$0.00	\$0.00	\$0.00	\$0.00	\$0.00	\$0.00	
30/09/2022	MACQUARIE ACCELERATOR INTEREST PAID	\$0.60	\$0.00	\$0.00	\$0.00	\$0.00	\$0.00	\$0.00	
31/10/2022	MACQUARIE ACCELERATOR INTEREST PAID	\$0.80	\$0.00	\$0.00	\$0.00	\$0.00	\$0.00	\$0.00	
30/11/2022	MACQUARIE ACCELERATOR INTEREST PAID	\$0.90	\$0.00	\$0.00	\$0.00	\$0.00	\$0.00	\$0.00	
30/12/2022	MACQUARIE ACCELERATOR INTEREST PAID	\$0.90	\$0.00	\$0.00	\$0.00	\$0.00	\$0.00	\$0.00	
31/01/2023	MACQUARIE ACCELERATOR INTEREST PAID	\$0.96	\$0.00	\$0.00	\$0.00	\$0.00	\$0.00	\$0.00	
28/02/2023	MACQUARIE ACCELERATOR INTEREST PAID	\$0.48	\$0.00	\$0.00	\$0.00	\$0.00	\$0.00	\$0.00	

Coroneos Family Superannuation Fund
Investment Income Detailed Report
For the period 1 July 2022 to 30 June 2023

Tax Effective Date	Description	Income Received	Franked Dividends	Unfranked Dividends	Franking Credits	TFN Credits	Net Foreign Income	Foreign Credits
Total		\$192.11	\$0.00	\$0.00	\$0.00	\$0.00	\$0.00	\$0.00
Macquarie CMA								
29/07/2022	MACQUARIE CMA INTEREST PAID	\$9.31	\$0.00	\$0.00	\$0.00	\$0.00	\$0.00	\$0.00
31/08/2022	MACQUARIE CMA INTEREST PAID	\$18.99	\$0.00	\$0.00	\$0.00	\$0.00	\$0.00	\$0.00
30/09/2022	MACQUARIE CMA INTEREST PAID	\$23.95	\$0.00	\$0.00	\$0.00	\$0.00	\$0.00	\$0.00
31/10/2022	MACQUARIE CMA INTEREST PAID	\$32.20	\$0.00	\$0.00	\$0.00	\$0.00	\$0.00	\$0.00
30/11/2022	MACQUARIE CMA INTEREST PAID	\$33.23	\$0.00	\$0.00	\$0.00	\$0.00	\$0.00	\$0.00
30/12/2022	MACQUARIE CMA INTEREST PAID	\$34.14	\$0.00	\$0.00	\$0.00	\$0.00	\$0.00	\$0.00
31/01/2023	MACQUARIE CMA INTEREST PAID	\$34.68	\$0.00	\$0.00	\$0.00	\$0.00	\$0.00	\$0.00
28/02/2023	MACQUARIE CMA INTEREST PAID	\$32.22	\$0.00	\$0.00	\$0.00	\$0.00	\$0.00	\$0.00
31/03/2023	MACQUARIE CMA INTEREST PAID	\$56.87	\$0.00	\$0.00	\$0.00	\$0.00	\$0.00	\$0.00
28/04/2023	MACQUARIE CMA INTEREST PAID	\$73.05	\$0.00	\$0.00	\$0.00	\$0.00	\$0.00	\$0.00
31/05/2023	MACQUARIE CMA INTEREST PAID	\$332.58	\$0.00	\$0.00	\$0.00	\$0.00	\$0.00	\$0.00
30/06/2023	MACQUARIE CMA INTEREST PAID	\$60.75	\$0.00	\$0.00	\$0.00	\$0.00	\$0.00	\$0.00
Total		\$741.97	\$0.00	\$0.00	\$0.00	\$0.00	\$0.00	\$0.00
McIntyre Street Sub-Trust								
15/06/2023	PERPETUAL BDMIT006519 McInty	\$289.32	\$0.00	\$0.00	\$0.00	\$0.00	\$0.00	\$0.00
30/06/2023	PERPETUAL BDMIT006519 McInty	\$361.64	\$0.00	\$0.00	\$0.00	\$0.00	\$0.00	\$0.00
Total		\$650.96	\$0.00	\$0.00	\$0.00	\$0.00	\$0.00	\$0.00
Mornington-Flinders Road Sub-Trust								
11/07/2022	PERPETUAL BDMIT006519 Mornin	\$201.37	\$0.00	\$0.00	\$0.00	\$0.00	\$0.00	\$0.00
12/08/2022	PERPETUAL BDMIT006519 Mornin	\$208.08	\$0.00	\$0.00	\$0.00	\$0.00	\$0.00	\$0.00

Coroneos Family Superannuation Fund
Investment Income Detailed Report
For the period 1 July 2022 to 30 June 2023

Tax Effective Date	Description	Income Received	Franked Dividends	Unfranked Dividends	Franking Credits	TFN Credits	Net Foreign Income	Foreign Credits
09/09/2022	PERPETUAL BDMIT006519 Mornin	\$208.08	\$0.00	\$0.00	\$0.00	\$0.00	\$0.00	\$0.00
14/10/2022	PERPETUAL BDMIT006519 Mornin	\$201.37	\$0.00	\$0.00	\$0.00	\$0.00	\$0.00	\$0.00
11/11/2022	PERPETUAL BDMIT006519 Mornin	\$208.08	\$0.00	\$0.00	\$0.00	\$0.00	\$0.00	\$0.00
13/12/2022	PERPETUAL BDMIT006519 Mornin	\$201.37	\$0.00	\$0.00	\$0.00	\$0.00	\$0.00	\$0.00
11/01/2023	PERPETUAL BDMIT006519 Mornin	\$208.08	\$0.00	\$0.00	\$0.00	\$0.00	\$0.00	\$0.00
09/02/2023	PERPETUAL BDMIT006519 Mornin	\$208.08	\$0.00	\$0.00	\$0.00	\$0.00	\$0.00	\$0.00
10/03/2023	PERPETUAL BDMIT006519 Mornin	\$187.95	\$0.00	\$0.00	\$0.00	\$0.00	\$0.00	\$0.00
13/04/2023	PERPETUAL BDMIT006519 Mornin	\$208.08	\$0.00	\$0.00	\$0.00	\$0.00	\$0.00	\$0.00
12/05/2023	PERPETUAL BDMIT006519 Mornin	\$201.37	\$0.00	\$0.00	\$0.00	\$0.00	\$0.00	\$0.00
15/06/2023	PERPETUAL BDMIT006519 Mornin	\$208.08	\$0.00	\$0.00	\$0.00	\$0.00	\$0.00	\$0.00
30/06/2023	PERPETUAL BDMIT006519 Mornin	\$201.37	\$0.00	\$0.00	\$0.00	\$0.00	\$0.00	\$0.00
Total		\$2,651.36	\$0.00	\$0.00	\$0.00	\$0.00	\$0.00	\$0.00
		\$27,690.42	\$0.00	\$0.00	\$0.00	\$0.00	\$0.00	\$0.00

Coroneos Family Superannuation Fund
Detailed Investment Transactions Report
For the period from 1 July 2022 to 30 June 2023

Date	Description	Quantity	Consideration	Book Cost	Unsettled
22 Barnes Avenue, Earlwood NSW 2206					
1 July 2022	Opening Balance	50,000.0000		\$50,000.00	-
8 May 2023	Unlisted Security Sale	(50,000.0000)	(\$50,000.00)	(\$50,000.00)	-
30 June 2023	Closing Balance	-		-	-
<i>Oak Capital</i>					
23 Kitchen Place, West Hoxton NSW 2171					
1 July 2022	Opening Balance	50,000.0000		\$50,000.00	-
30 June 2023	Closing Balance	50,000.0000		\$50,000.00	-
<i>OAK Capital</i>					
32 Kelly Street Beveridge Vic 3753					
1 July 2022	Opening Balance	-		-	-
26 October 2022	Unlisted Security Purchase	50,000.0000	\$50,000.00	\$50,000.00	-
30 June 2023	Closing Balance	50,000.0000		\$50,000.00	-
<i>RMBL</i>					
35-37 Lakewood Boulevard Braeside @ 6.60% 8.10.2024					
1 July 2022	Opening Balance	50,000.0000		\$50,000.00	-
26 October 2022	Unlisted Security Sale	(50,000.0000)	(\$50,000.00)	(\$50,000.00)	-
30 June 2023	Closing Balance	-		-	-
<i>RMBL</i>					
49 JOHNSON STREET RESERVOIR VIC 3073					
1 July 2022	Opening Balance	-		-	-
24 May 2023	Unlisted Security Purchase	75,000.0000	\$75,000.00	\$75,000.00	-
30 June 2023	Closing Balance	75,000.0000		\$75,000.00	-
<i>Mifflinbrook</i>					
587 -593 Church Street Richmond @ 4.8% 21.10.2024					
1 July 2022	Opening Balance	50,000.0000		\$50,000.00	-
30 June 2023	Closing Balance	50,000.0000		\$50,000.00	-
<i>RMBL</i>					
6 President Street, Croydon Park, NSW 2133					
1 July 2022	Opening Balance	-		-	-
18 May 2023	Unlisted Security Purchase	50,000.0000	\$50,000.00	\$50,000.00	-
30 June 2023	Closing Balance	50,000.0000		\$50,000.00	-
<i>Oak Capital</i>					
Amcor PLC - Cdl 1:1 Foreign Exempt Nyse (ASX:AMC)					
1 July 2022	Opening Balance	1,309.0000		\$20,048.20	-
30 June 2023	Closing Balance	1,309.0000		\$20,048.20	-
Ansell Limited (ASX:ANN)					
1 July 2022	Opening Balance	788.0000		\$20,064.70	-
4 July 2022	Purchase of 223 of ANN @ \$22.41	223.0000	\$5,046.93	\$5,046.93	-
30 June 2023	Closing Balance	1,011.0000		\$25,111.63	-

Coroneos Family Superannuation Fund
Detailed Investment Transactions Report
For the period from 1 July 2022 to 30 June 2023

Date	Description	Quantity	Consideration	Book Cost	Unsettled
Argo Investments Limited (ASX:ARG)					
1 July 2022	Opening Balance	7,748.0000		\$75,150.64	-
4 July 2022	Purchase of 561 of ARG @ \$8.92	561.0000	\$5,053.62	\$5,053.62	
15 May 2023	Purchase of 1142 of ARG @ \$8.70	1,142.0000	\$9,984.90	\$9,984.90	
30 June 2023	Closing Balance	9,451.0000		\$90,189.16	
Aurizon Holdings Limited (ASX:AZJ)					
1 July 2022	Opening Balance	5,405.0000		\$20,048.00	
30 June 2023	Closing Balance	5,405.0000		\$20,048.00	
Australia And New Zealand Banking Group Limited - Cap Note 6-Bbsw+3.60% Perp Non-Cum Red T-03-23 (ASX:ANZPF)					
1 July 2022	Opening Balance	245.0000		\$25,057.87	
21 December 2022	ANZPF/AN3PF Code Change	(245.0000)	(\$25,057.87)	(\$25,057.87)	
30 June 2023	Closing Balance	-			
Australia And New Zealand Banking Group Limited. - Cap Note 3-Bbsw+4.70% Perp Non-Cum Red T-03-24 (ASX:AN3PG)					
1 July 2022	Opening Balance	-			
15 May 2023	Purchase of 241 of AN3PG @ \$102.97	241.0000	\$24,865.40	\$24,865.40	
30 June 2023	Closing Balance	241.0000		\$24,865.40	
Australia And New Zealand Banking Group Limited. - Cap Note 6-Bbsw+3.60% T-03-23 Deferred Settlement (ASX:AN3PF)					
1 July 2022	Opening Balance	-			
21 December 2022	ANZPF/AN3PF Code Change	245.0000	\$25,057.87	\$25,057.87	
17 February 2023	Sale of 98 units of AN3PF @ \$101.80	(98.0000)	(\$9,926.90)	(\$10,023.15)	
24 March 2023	ANZ CN3 CAP C3R23/00906536	(147.0000)	(\$14,700.00)	(\$15,034.72)	
30 June 2023	Closing Balance	-			
Australian Foundation Investment Company Limited (ASX:AFI)					
1 July 2022	Opening Balance	8,982.0000		\$75,149.43	
4 July 2022	Purchase of 982 of AFI @ \$7.64	982.0000	\$7,551.98	\$7,551.98	
17 February 2023	Purchase of 1329 of AFI @ \$7.56	1,329.0000	\$10,096.74	\$10,096.74	
30 June 2023	Closing Balance	11,293.0000		\$92,798.15	
Balmain Discrete Mortgage Income Trust					
1 July 2022	Opening Balance	-			
13 July 2022	Unlisted Security Purchase	50,000.0000	\$50,000.00	\$50,000.00	
14 July 2022	Unlisted Security Sale	(50,000.0000)	(\$50,000.00)	(\$50,000.00)	
28 March 2023	Unlisted Security Purchase	50,000.0000	\$50,000.00	\$50,000.00	
5 May 2023	Unlisted Security Sale	(50,000.0000)	(\$50,000.00)	(\$50,000.00)	
30 June 2023	Closing Balance	-			

Coroneos Family Superannuation Fund
Detailed Investment Transactions Report
For the period from 1 July 2022 to 30 June 2023

Date	Description	Quantity	Consideration	Book Cost	Unsettled
Bega Cheese Limited (ASX:BGA)					
1 July 2022	Opening Balance	-			
15 May 2023	Purchase of 5089 of BGA @ \$3.779572	5,089.0000	\$19,283.74	\$19,283.74	
30 June 2023	Closing Balance	5,089.0000		\$19,283.74	
Beveridge Road Sub-Trust					
1 July 2022	Opening Balance	50,000.0000		\$50,000.00	
13 July 2022	Unlisted Security Sale	(50,000.0000)	(\$50,000.00)	(\$50,000.00)	
30 June 2023	Closing Balance	-			
Boral Limited. (ASX:BLD)					
1 July 2022	Opening Balance	5,730.0000		\$20,035.28	
4 July 2022	Purchase of 1909 of BLD @ \$2.618984	1,909.0000	\$5,049.14	\$5,049.14	
30 June 2023	Closing Balance	7,639.0000		\$25,084.42	
Brambles Limited (ASX:BXB)					
1 July 2022	Opening Balance	2,018.0000		\$20,047.64	
30 June 2023	Closing Balance	2,018.0000		\$20,047.64	
C WorldWide Global Equity Trust					
1 July 2022	Opening Balance	9,984.6900		\$30,000.00	
30 June 2023	Closing Balance	9,984.6900		\$30,000.00	
Charter Hall Direct Long WALE Fund					
1 July 2022	Opening Balance	25,949.3123		\$30,000.00	
24 May 2023	Charter Hall LWF	21,263.9279	\$25,000.00	\$25,000.00	
30 June 2023	Closing Balance	47,213.2402		\$55,000.00	
Commonwealth Bank Of Australia. - Cap Note 3-Bbsw+2.80% Perp Non-Cum Red T-12-22 (ASX:CBAPD)					
1 July 2022	Opening Balance	248.0000		\$25,048.40	
4 July 2022	Sale of 101 units of CBAPD @ \$99.94	(101.0000)	(\$10,044.44)	(\$10,201.16)	
15 December 2022	CBAPD RED 001287572086	(147.0000)	(\$14,700.00)	(\$14,847.24)	
30 June 2023	Closing Balance	-			
Corval Property Fund					
1 July 2022	Opening Balance	-			
5 August 2022	CorVal Confirmation	47,434.0000	\$50,000.00	\$50,000.00	
17 May 2023	Corval	23,582.6809	\$25,000.00	\$25,000.00	
30 June 2023	Closing Balance	71,016.6809		\$75,000.00	
Domino's Pizza Enterprises Limited (ASX:DMP)					
1 July 2022	Opening Balance	-			

Coroneos Family Superannuation Fund
Detailed Investment Transactions Report
For the period from 1 July 2022 to 30 June 2023

Date	Description	Quantity	Consideration	Book Cost	Unsettled
15 May 2023	Purchase of 389 of DMP @ \$51.53	389.0000	\$20,094.67	\$20,094.67	-
30 June 2023	Closing Balance	389.0000		\$20,094.67	-
Fawkner Essential Services Trust No.20					
1 July 2022	Opening Balance	-	-	-	-
1 September 2022	Fawkner 20 confirmation	50,000.0000	\$50,000.00	\$50,000.00	-
30 June 2023	Closing Balance	50,000.0000		\$50,000.00	-
Harcourt Parade Sub-Trust					
1 July 2022	Opening Balance	-	-	-	-
14 July 2022	Unlisted Security Purchase	50,000.0000	\$50,000.00	\$50,000.00	-
28 March 2023	Unlisted Security Sale	(50,000.0000)	(\$50,000.00)	(\$50,000.00)	-
30 June 2023	Closing Balance	-		-	-
Impax Sustainable Leaders Fund - Class A					
1 July 2022	Opening Balance	20,473.6200		\$30,000.00	-
30 June 2023	Closing Balance	20,473.6200		\$30,000.00	-
Invocare Limited (ASX:IVC)					
1 July 2022	Opening Balance	1,671.0000		\$20,049.07	-
30 June 2023	Closing Balance	1,671.0000		\$20,049.07	-
JPJT Holdings Pty Ltd					
1 July 2022	Opening Balance	100,000.0000		\$100,000.00	-
30 June 2023	Closing Balance	100,000.0000		\$100,000.00	-
Magellan Infrastructure Fund (Currency Hedged)(Managed Fund) - Magellan Inf Fund (Currency Hedged) (Managed Fund) (ASX:MICH)					
1 July 2022	Opening Balance	9,708.0000		\$30,057.71	-
30 June 2023	Closing Balance	9,708.0000		\$30,057.71	-
McIntyre Street Sub-Trust					
1 July 2022	Opening Balance	-	-	-	-
5 May 2023	Unlisted Security Purchase	50,000.0000	\$50,000.00	\$50,000.00	-
30 June 2023	Closing Balance	50,000.0000		\$50,000.00	-
Metrics Master Income Trust - Ordinary Units Fully Paid (ASX:MXT)					
1 July 2022	Opening Balance	22,059.0000		\$44,979.85	-
30 June 2023	Closing Balance	22,059.0000		\$44,979.85	-
Millbrook Credit Fund					
1 July 2022	Opening Balance	-	-	-	-
23 May 2023	MILLBROOK CREDIT FUND	75,000.0000	\$75,000.00	\$75,000.00	-

Balmair

Latrobe Financial

Balmair

Coroneos Family Superannuation Fund
Detailed Investment Transactions Report
For the period from 1 July 2022 to 30 June 2023

Date	Description	Quantity	Consideration	Book Cost	Unsettled
24 May 2023	Unlisted Security Sale	(75,000.0000)	(\$75,000.00)	(\$75,000.00)	
30 June 2023	Closing Balance	-	-	-	-
Mornington-Flinders Road Sub-Trust					
1 July 2022	Opening Balance	50,000.0000		\$50,000.00	
30 June 2023	Closing Balance	50,000.0000		\$50,000.00	
<i>Balmain</i>					
Oak Capital Mortgage Fund					
1 July 2022	Opening Balance	-		-	
8 May 2023	Unlisted Security Purchase	50,000.0000	\$50,000.00	\$50,000.00	
18 May 2023	Unlisted Security Sale	(50,000.0000)	(\$50,000.00)	(\$50,000.00)	
30 June 2023	Closing Balance	-		-	
<i>Oak Capital</i>					
Partners Group Global Value Fund (AUD) - Wholesale Units					
1 July 2022	Opening Balance	9,282.4700		\$30,000.00	
30 June 2023	Closing Balance	9,282.4700		\$30,000.00	
Qube Holdings Limited (ASX:QUB)					
1 July 2022	Opening Balance	-		-	
15 May 2023	Purchase of 6349 of QUB @ \$3.125001	6,349.0000	\$19,890.13	\$19,890.13	
30 June 2023	Closing Balance	6,349.0000		\$19,890.13	
Resmed Inc - Cdi 10:1 Foreign Exempt Nyse (ASX:RMD)					
1 July 2022	Opening Balance	615.0000		\$20,061.60	
30 June 2023	Closing Balance	615.0000		\$20,061.60	
Shakespeare Royal Brisbane Property Trust					
1 July 2022	Opening Balance	-		-	
16 September 2022	Queen St confirmation	50,000.0000	\$50,000.00	\$50,000.00	
30 June 2023	Closing Balance	50,000.0000		\$50,000.00	
T. Rowe Price Global Equity Fund - S Class					
1 July 2022	Opening Balance	51,754.4768		\$50,000.00	
30 June 2023	Closing Balance	51,754.4768		\$50,000.00	
Telstra Group Limited (ASX:TLS)					
1 July 2022	Opening Balance	5,089.0000		\$20,049.27	
30 June 2023	Closing Balance	5,089.0000		\$20,049.27	
Vanguard Australian Corp Fixed Interest Index ETF (ASX:VACF)					
1 July 2022	Opening Balance	507.0000		\$25,029.85	
4 July 2022	Sale of 507 units of VACF @ \$47.82	(507.0000)	(\$24,195.24)	(\$25,029.85)	

Coroneos Family Superannuation Fund
Detailed Investment Transactions Report
For the period from 1 July 2022 to 30 June 2023

Date	Description	Quantity	Consideration	Book Cost	Unsettled
30 June 2023	Closing Balance	-	-	-	-
WCM Quality Global Growth Fund (Quoted Managed Fund) - WCM Quality GIB Growth Fund (Quoted Managed Fund) (ASX:WCMQ)					
1 July 2022	Opening Balance	4,167.0000		\$30,054.85	
4 July 2022	Purchase of 852 of WCMQ @ \$5.87	852.0000	\$5,050.74	\$5,050.74	
15 May 2023	Purchase of 1430 of WCMQ @ \$6.99	1,430.0000	\$10,045.20	\$10,045.20	
30 June 2023	Closing Balance	6,449.0000		\$45,150.79	
Westpac Banking Corporation (ASX:WBC)					
1 July 2022	Opening Balance	820.0000		\$20,041.10	
4 July 2022	Purchase of 255 of WBC @ \$19.63502	255.0000	\$5,056.43	\$5,056.43	
30 June 2023	Closing Balance	1,075.0000		\$25,097.53	
Wisetech Global Limited (ASX:WTC)					
1 July 2022	Opening Balance	498.0000		\$20,030.76	
17 February 2023	Sale of 177 units of WTC @ \$56.720452	(177.0000)	(\$9,990.02)	(\$7,119.37)	
30 June 2023	Closing Balance	321.0000		\$12,911.39	
Woodside Energy Group Ltd (ASX:WDS)					
1 July 2022	Opening Balance	609.0000		\$20,054.93	
30 June 2023	Closing Balance	609.0000		\$20,054.93	

Coroneos Family Superannuation Fund
Cash Reconciliation Statement
For the period 1 July 2022 to 30 June 2023

Bank Statement Line Items				Matched Transaction(s)			
Date	Description	Withdrawals	Deposits	Balance	Amount	Matched As	Account Name
Bank Account: Macquarie CMA							
01/07/2022	Opening Balance			\$31,098.60			
04/07/2022	PP TO CON CORONEOS	\$5,000.00		\$26,098.60	\$5,000.00	Drawdown	Account Based Pension [01] (ABP 00004) (Constantine Coroneos)
06/07/2022	2218964 SOLD 101 CBAPD @ 99.9400		\$1,430.84	\$27,529.44	\$7,551.98	Listed Security Acquisition	Australian Foundation Investment Company Limited
					\$5,046.93	Listed Security Acquisition	Ansell Limited
					\$5,053.62	Listed Security Acquisition	Argo Investments Limited
					\$10,044.44	Listed Security Disposal	Commonwealth Bank Of Australia - Cap Note 3-Bbsw+2.80% Perp Non-Cum Red T-12-22 Boral Limited.
					\$5,049.14	Listed Security Acquisition	Vanguard Australian Corp Fixed Interest Index ETF - Vanguard Australian Corp Fixed Interest Index ETF
					\$24,195.24	Listed Security Disposal	Vanguard Australian Corp Fixed Interest Index ETF
					\$5,056.43	Listed Security Acquisition	Westpac Banking Corporation
					\$5,050.74	Listed Security Acquisition	WCM Quality Global Growth Fund (Quoted Managed Fund) - WCM Quality Glb Growth Fund (Quoted Managed Fund)
07/07/2022	FAWKNER 20		\$50,000.00	\$77,529.44	\$50,000.00	Transfer	Macquarie Accelerator - Proposed Property
07/07/2022	FAWKNER 20	\$50,000.00		\$27,529.44	\$50,000.00	Transfer	Pending Investments
08/07/2022	MCP MASTER INCOM Ref: 2615786		\$198.53	\$27,727.97	\$198.53	Distribution	Metrics Master Income Trust - Ordinary Units Fully Paid
11/07/2022	PERPETUAL 006519 Beveridge R		\$8.70	\$27,736.67	\$8.70	Interest Received	Beveridge Road Sub-Trust
11/07/2022	PERPETUAL BDMIT006519 Momin		\$201.37	\$27,938.04	\$201.37	Interest Received	Momington-Flinders Road Sub-Trust
11/07/2022	PERPETUAL BDMIT006519 Beveri		\$260.96	\$28,199.00	\$260.96	Interest Received	Beveridge Road Sub-Trust
12/07/2022	LaTrobe Fund Interest:JPJT Hold		\$582.74	\$28,781.74	\$582.74	Interest Received	JPJT Holdings Pty Ltd
14/07/2022	BNP 172940/MGG_A		\$49.57	\$28,831.31	\$49.57	Distribution	C WorldWide Global Equity Trust
14/07/2022	Fidante 20237/IEET_A		\$241.44	\$29,072.75	\$241.44	Distribution	Impax Sustainable Leaders Fund - Class A
14/07/2022	T. ROWE PRICE AU TROWE004993586		\$260.18	\$29,332.93	\$260.18	Distribution	T. Rowe Price Global Equity Fund - S Class
18/07/2022	VACF PAYMENT JUL22/00806670		\$17.35	\$29,350.28	\$17.35	Distribution	Vanguard Australian Corp Fixed Interest Index ETF - Vanguard Australian Corp Fixed Interest Index ETF
18/07/2022	LWF Dist 0012206569		\$135.14	\$29,485.42	\$135.14	Distribution	Charter Hall Direct Long WALE Fund
20/07/2022	WCMQ DST JUN 001279564757		\$1,650.75	\$31,136.17	\$1,650.75	Distribution	WCM Quality Global Growth Fund (Quoted Managed Fund) - WCM Quality Glb Growth Fund (Quoted Managed Fund)
21/07/2022	RMBL Mortgage In RMBL2957-394383		\$197.26	\$31,333.43	\$197.26	Interest Received	587-593 Church Street Richmond @ 4.8% 21.10.2024
21/07/2022	RMBL Mortgage In RMBL2932-394383		\$271.23	\$31,604.66	\$271.23	Interest Received	35-37 Lakewood Boulevard Braeside @ 6.60% 8.10.2024

Coroneos Family Superannuation Fund
Cash Reconciliation Statement
For the period 1 July 2022 to 30 June 2023

Bank Statement Line Items				Matched Transaction(s)			
Date	Description	Withdrawals	Deposits	Balance	Amount	Matched As	Account Name
21/07/2022	MICH DST 001279345654		\$556.26	\$32,160.92	\$556.26	Distribution	Magellan Infrastructure Fund (Currency Hedged)(Managed Fund) - Magellan Inf Fund (Currency Hedged) (Managed Fund)
26/07/2022	Oak Capital Mort OAK2203161_RG1108		\$239.93	\$32,400.85	\$239.93	Interest Received	23 Kitchen Place, West Hoxton NSW 2171
29/07/2022	MACQUARIE CMA INTEREST PAID		\$9.31	\$32,410.16	\$9.31	Interest Received	Macquarie CMA
29/07/2022	JULY MANAGEMENT FEES	\$1,129.68		\$31,280.48	\$1,129.68	Investment Management Fee	
04/08/2022	MACQ ACCELERATOR		\$50,000.00	\$61,280.48	\$50,000.00	Transfer	Macquarie Accelerator - Proposed Property
04/08/2022	PP TO CON CORONEOS	\$5,000.00		\$76,280.48	\$5,000.00	Drawdown	Account Based Pension [01] (ABP 00004)
04/08/2022	CORVAL	\$50,000.00		\$26,280.48	\$50,000.00	Transfer	Pending Investments
08/08/2022	PERPETUAL 006519 Cash Units		\$20.62	\$26,301.10	\$20.62	Interest Received	Balmain Discrete Mortgage Income Trust
08/08/2022	MCP MASTER INCOM Ref: 2703369		\$191.91	\$26,493.01	\$191.91	Distribution	Metrics Master Income Trust - Ordinary Units Fully Paid
12/08/2022	PERPETUAL BDMIT006519 Harcou		\$140.55	\$26,633.56	\$140.55	Interest Received	Harcourt Parade Sub-Trust
12/08/2022	PERPETUAL BDMIT006519 Momin		\$208.08	\$26,841.64	\$208.08	Interest Received	Mornington-Flinders Road Sub-Trust
12/08/2022	LaTrobe Fund Interest:JPJT Hold		\$590.82	\$27,432.46	\$590.82	Interest Received	JPJT Holdings Pty Ltd
15/08/2022	LWF Dist 0012206569		\$135.14	\$27,567.60	\$135.14	Distribution	Charter Hall Direct Long WALE Fund
15/08/2022	PTG 1069416/DISTRIB		\$277.98	\$27,845.58	\$277.98	Distribution	Partners Group Global Value Fund (AUD) - Wholesale Units
19/08/2022	RMBL Mortgage In RMBL2957-394383		\$225.07	\$28,070.65	\$225.07	Interest Received	587-593 Church Street Richmond @ 4.8% 21.10.2024
19/08/2022	RMBL Mortgage In RMBL2932-394383		\$301.51	\$28,372.16	\$301.51	Interest Received	35-37 Lakewood Boulevard Braeside @ 6.60% 8.10.2024
29/08/2022	Oak Capital Mort OAK2203161_RG1108		\$239.93	\$28,612.09	\$239.93	Interest Received	23 Kitchen Place, West Hoxton NSW 2171
30/08/2022	AFIDIV PAYMENT AUG22/00580349		\$1,394.96	\$30,007.05	\$1,394.96	Dividend	Australian Foundation Investment Company Limited
31/08/2022	MACQUARIE CMA INTEREST PAID		\$18.99	\$30,026.04	\$18.99	Interest Received	Macquarie CMA
31/08/2022	AUGUST MANAGEMENT FEES	\$1,129.51		\$28,896.53	\$1,129.51	Investment Management Fee	
01/09/2022	TFR 500 QUEEN ST		\$50,000.00	\$78,896.53	\$50,000.00	Transfer	Macquarie Accelerator - Proposed Property
01/09/2022	SHAKESPEARE QUEEN ST	\$50,000.00		\$28,896.53	\$50,000.00	Transfer	Pending Investments
02/09/2022	PP TO CON CORONEOS	\$5,000.00		\$23,896.53	\$5,000.00	Drawdown	Account Based Pension [03] (ABP 00007) (Constantine Coroneos)
08/09/2022	MCP MASTER INCOM Ref: 2776077		\$244.85	\$24,141.38	\$244.85	Distribution	Metrics Master Income Trust - Ordinary Units Fully Paid
09/09/2022	PERPETUAL BDMIT006519 Momin		\$208.08	\$24,349.46	\$208.08	Interest Received	Mornington-Flinders Road Sub-Trust
09/09/2022	PERPETUAL BDMIT006519 Harcou		\$242.05	\$24,591.51	\$242.05	Interest Received	Harcourt Parade Sub-Trust
13/09/2022	LaTrobe Fund Interest:JPJT Hold		\$602.17	\$25,193.68	\$602.17	Interest Received	JPJT Holdings Pty Ltd

Coroneos Family Superannuation Fund
Cash Reconciliation Statement
For the period 1 July 2022 to 30 June 2023

Bank Statement Line Items				Matched Transaction(s)			
Date	Description	Withdrawals	Deposits	Balance	Amount	Matched As	Account Name
15/09/2022	PERLS VII DST 001284063431		\$116.85	\$25,310.53	\$116.85	Dividend	Commonwealth Bank Of Australia - Cap Note 3-Bbsw+2.80% Perp Non-Cum Red T-12-22
15/09/2022	LWF Dist 0012206569		\$135.14	\$25,445.67	\$135.14	Distribution	Charter Hall Direct Long WALE Fund
15/09/2022	ANN DIVIDEND AUD49/00838308		\$456.77	\$25,902.44	\$456.77	Dividend	Ansell Limited
16/09/2022	Argo Investments S00126543034		\$1,412.53	\$27,314.97	\$1,412.53	Dividend	Argo Investments Limited
20/09/2022	FawknerEST20Aug- FawknerEST20Aug-22		\$270.83	\$27,585.80	\$270.83	Distribution	Fawkner Essential Services Trust No.20
21/09/2022	RESMED DIVIDEND SEP22/00865653		\$27.39	\$27,613.19	\$27.39	Foreign Income	Resmed Inc - Cdi 10:1 Foreign Exempt Nyse
21/09/2022	RMBL Mortgage In RMBL2957-394383		\$246.30	\$27,859.49	\$246.30	Interest Received	587 -593 Church Street Richmond @ 4.8% 21.10.2024
21/09/2022	RMBL Mortgage In RMBL2932-394383		\$318.49	\$28,177.98	\$318.49	Interest Received	35-37 Lakewood Boulevard Braeside @ 6.60% 8.10.2024
21/09/2022	TLS FNL DIV 001282131970		\$432.56	\$28,610.54	\$432.56	Dividend	Teistra Group Limited
21/09/2022	AZJ LIMITED SEP22/00866421		\$589.15	\$29,199.69	\$589.15	Dividend	Aurtzon Holdings Limited
26/09/2022	ANZ CAP NOTES 3 C3S22/00811525		\$371.03	\$29,570.72	\$371.03	Dividend	Australia And New Zealand Banking Group Limited - Cap Note 6-Bbsw+3.60% Perp Non-Cum Red T-03-23
27/09/2022	Oak Capital Mort OAK2203161_RG1108		\$232.19	\$29,802.91	\$232.19	Interest Received	23 Kitchen Place, West Hoxton NSW 2171
28/09/2022	AMCOR PLC DIV SEP22/00899555		\$225.93	\$30,028.84	\$225.93	Foreign Income	Amcor PLC - Cdi 1:1 Foreign Exempt Nyse
30/09/2022	MACQUARIE CMA INTEREST PAID		\$23.95	\$30,052.79	\$23.95	Interest Received	Macquarie CMA
30/09/2022	SEPTEMBER MANAGEMENT FEES	\$1,101.96		\$28,950.83	\$1,101.96	Investment Management Fee	
04/10/2022	PP TO CON CORONEOS	\$5,000.00		\$23,950.83	\$5,000.00	Drawdown	Account Based Pension 4 (Constantine Coroneos)
06/10/2022	IVC ITM DIV 001283727143		\$225.59	\$24,176.42	\$225.59	Dividend	Invocare Limited
06/10/2022	Oak Capital Mort OAK2202241_RG1108		\$239.93	\$24,416.35	\$239.93	Interest Received	22 Barnes Avenue, Earlwood NSW 2206
06/10/2022	WOODSIDE INT22/01107642		\$974.11	\$25,390.46	\$974.11	Dividend	Woodside Energy Group Ltd
07/10/2022	WTC DIV 001284566573		\$31.87	\$25,422.33	\$31.87	Dividend	Wisetech Global Limited
11/10/2022	MCP MASTER INCOM cm-38503		\$231.62	\$25,653.95	\$231.62	Distribution	Metrics Master Income Trust - Ordinary Units Fully Paid
12/10/2022	LaTrobe Fund Interest.JPJT Hold		\$590.83	\$26,244.78	\$590.83	Interest Received	JPJT Holdings Pty Ltd
13/10/2022	Brambles Limited S00126543034		\$348.11	\$26,592.89	\$348.11	Dividend	Brambles Limited
14/10/2022	LWF Dist 0012206569		\$135.14	\$26,728.03	\$135.14	Distribution	Charter Hall Direct Long WALE Fund
14/10/2022	PERPETUAL BDMIT006519 Mornin		\$201.37	\$26,929.40	\$201.37	Interest Received	Mornington-Flinders Road Sub-Trust
14/10/2022	PERPETUAL BDMIT006519 Harcou		\$234.25	\$27,163.65	\$234.25	Interest Received	Harcourt Parade Sub-Trust
20/10/2022	RMBL Mortgage In RMBL2957-394383		\$256.85	\$27,420.50	\$256.85	Interest Received	587 -593 Church Street Richmond @ 4.8% 21.10.2024
20/10/2022	FawknerEST20Sep- FawknerEST20Sep-22		\$270.83	\$27,691.33	\$270.83	Distribution	Fawkner Essential Services Trust No.20

Coroneos Family Superannuation Fund
Cash Reconciliation Statement
For the period 1 July 2022 to 30 June 2023

Bank Statement Line Items				Matched Transaction(s)			
Date	Description	Withdrawals	Deposits	Balance	Amount	Matched As	Account Name
20/10/2022	RMBL Mortgage In RMBL2932-394383		\$328.77	\$28,020.10	\$328.77	Interest Received	35-37 Lakewood Boulevard Braeside @ 6.60% 8.10.2024
27/10/2022	Oak Capital Mort OAK2203161_RG1108		\$239.93	\$28,260.03	\$239.93	Interest Received	23 Kitchen Place, West Hoxton NSW 2171
31/10/2022	MACQUARIE CMA INTEREST PAID		\$32.20	\$28,292.23	\$32.20	Interest Received	Macquarie CMA
31/10/2022	ConValProperty 0012266677		\$627.69	\$28,919.92	\$627.69	Distribution	Conval Property Fund
31/10/2022	OCTOBER MANAGEMENT FEES	\$1,110.87		\$27,809.05	\$1,110.87	Investment Management Fee	
01/11/2022	Oak Capital Mort OAK2202241_RG1108		\$232.19	\$28,041.24	\$232.19	Interest Received	22 Barnes Avenue, Earlwood NSW 2206
04/11/2022	PP TO CON CORONEOS	\$5,000.00		\$23,041.24	\$5,000.00	Drawdown	Account Based Pension [02] (ABP 00008) (Dora Coroneos)
08/11/2022	MCP MASTER INCOM cm-110948		\$277.94	\$23,319.18	\$277.94	Distribution	Metrics Master Income Trust - Ordinary Units Fully Paid
11/11/2022	PERPETUAL BDMIT006519 Momin		\$208.08	\$23,527.26	\$208.08	Interest Received	Mornington-Flinders Road Sub-Trust
11/11/2022	PERPETUAL BDMIT006519 Harcou		\$242.05	\$23,769.31	\$242.05	Interest Received	Harcourt Parade Sub-Trust
14/11/2022	LaTrobe Fund Interest:JPJT Hold		\$602.16	\$24,371.47	\$602.16	Interest Received	JPJT Holdings Pty Ltd
15/11/2022	PERLS VII DST 001285686304		\$95.51	\$24,466.98	\$95.51	Dividend	Commonwealth Bank Of Australia - Cap Note 3-Bbsw+2.80% Perp Non-Cum Red T-12-22
15/11/2022	LWF Dist 0012206569		\$135.14	\$24,602.12	\$135.14	Distribution	Charter Hall Direct Long WALE Fund
21/11/2022	RMBL Mortgage In RMBL2932-394383		\$109.59	\$24,711.71	\$109.59	Interest Received	35-37 Lakewood Boulevard Braeside @ 6.60% 8.10.2024
21/11/2022	RMBL Mortgage In RMBL2978-394383		\$230.14	\$24,941.85	\$230.14	Interest Received	32 Kelly Street Beveridge Vic 3753
21/11/2022	FawknerEST200ct- FawknerEST200ct-22		\$270.83	\$25,212.68	\$270.83	Distribution	Fawkner Essential Services Trust No.20
21/11/2022	RMBL Mortgage In RMBL2957-394383		\$276.03	\$25,488.71	\$276.03	Interest Received	587-593 Church Street Richmond @ 4.8% 21.10.2024
23/11/2022	Oak Capital Mort OAK2203161_RG1108		\$232.19	\$25,720.90	\$232.19	Interest Received	23 Kitchen Place, West Hoxton NSW 2171
29/11/2022	Oak Capital Mort OAK2202241_RG1108		\$239.93	\$25,960.83	\$239.93	Interest Received	22 Barnes Avenue, Earlwood NSW 2206
30/11/2022	MACQUARIE CMA INTEREST PAID		\$33.23	\$25,994.06	\$33.23	Interest Received	Macquarie CMA
30/11/2022	NOVEMBER MANAGEMENT FEES	\$1,127.34		\$24,866.72	\$1,127.34	Investment Management Fee	
02/12/2022	PP TO CON CORONEOS	\$5,000.00		\$19,866.72	\$5,000.00	Drawdown	Account Based Pension [03] (ABP 00011) (Dora Coroneos)
08/12/2022	MCP MASTER INCOM cm-180135		\$282.36	\$20,149.08	\$282.36	Distribution	Metrics Master Income Trust - Ordinary Units Fully Paid
13/12/2022	PERPETUAL BDMIT006519 Momin		\$201.37	\$20,350.45	\$201.37	Interest Received	Mornington-Flinders Road Sub-Trust
13/12/2022	PERPETUAL BDMIT006519 Harcou		\$234.25	\$20,584.70	\$234.25	Interest Received	Harcourt Parade Sub-Trust
13/12/2022	AMCOR PLC DIV DEC22/00898020		\$254.47	\$20,839.17	\$254.47	Foreign Income	Amcor PLC - Cdi 1:1 Foreign Exempt Nyse
13/12/2022	LaTrobe Fund Interest:JPJT Hold		\$590.83	\$21,430.00	\$590.83	Interest Received	JPJT Holdings Pty Ltd
15/12/2022	RESMED DIVIDEND DEC22/00864898		\$28.62	\$21,458.62	\$28.62	Foreign Income	Resmed Inc - Cdi 10:1 Foreign Exempt Nyse

Coroneos Family Superannuation Fund
Cash Reconciliation Statement
For the period 1 July 2022 to 30 June 2023

Bank Statement Line Items				Matched Transaction(s)			
Date	Description	Withdrawals	Deposits	Balance	Amount	Matched As	Account Name
15/12/2022	PERLS VII DST 001287530367		\$46.97	\$21,505.69	\$46.97	Dividend	Commonwealth Bank Of Australia - Cap Note 3-Bbsw+2.80% Perp Non-Cum Red T-12-22
15/12/2022	LWF Dist 0012206569		\$135.14	\$21,640.73	\$135.14	Distribution	Charter Hall Direct Long WALE Fund
15/12/2022	CBAPD RED 001287572086		\$14,700.00	\$36,340.73	\$14,700.00	Listed Security Disposal	Commonwealth Bank Of Australia - Cap Note 3-Bbsw+2.80% Perp Non-Cum Red T-12-22
16/12/2022	TFR TO CORONEOS	\$15,000.00		\$21,340.73	\$15,000.00	Drawdown	Account Based Pension 4 (Constantine Coroneos)
20/12/2022	WBC DIVIDEND 001286442673		\$688.00	\$22,028.73	\$688.00	Dividend	Westpac Banking Corporation
21/12/2022	Oak Capital Mort OAK2203161_RG1108		\$239.93	\$22,268.66	\$239.93	Interest Received	23 Kitchen Place, West Hoxton NSW 2171
21/12/2022	FawknerEST20Nov- FawknerEST20Nov-22		\$270.83	\$22,539.49	\$270.83	Distribution	Fawkner Essential Services Trust No.20
21/12/2022	RMBL Mortgage In RMBL2957-394383		\$277.40	\$22,816.89	\$277.40	Interest Received	587 -593 Church Street Richmond @ 4.8% 21.10.2024
21/12/2022	RMBL Mortgage In RMBL2978-394383		\$339.04	\$23,155.93	\$339.04	Interest Received	32 Kelly Street Beveridge Vic 3753
30/12/2022	MACQUARIE CMA INTEREST PAID		\$34.14	\$23,190.07	\$34.14	Interest Received	Macquarie CMA
30/12/2022	Oak Capital Mort OAK2202241_RG1108		\$239.93	\$23,430.00	\$239.93	Interest Received	22 Barnes Avenue, Earlwood NSW 2206
03/01/2023	DECEMBER MANAGEMENT FEES	\$1,104.57		\$22,325.43	\$1,104.57	Investment Management Fee	Account Based Pension 4 (Constantine Coroneos)
04/01/2023	PP TO CON CORONEOS	\$5,000.00		\$17,325.43	\$5,000.00	Drawdown	
10/01/2023	MCP MASTER INCOM cm-274634		\$297.80	\$17,623.23	\$297.80	Distribution	Metrics Master Income Trust - Ordinary Units Fully Paid
11/01/2023	PERPETUAL BDMIT006519 Mornin		\$208.08	\$17,831.31	\$208.08	Interest Received	Mornington-Flinders Road Sub-Trust
11/01/2023	PERPETUAL BDMIT006519 Harrou		\$242.05	\$18,073.36	\$242.05	Interest Received	Harcourt Parade Sub-Trust
12/01/2023	LaTrobe Fund Interest:JPJT Hold		\$602.17	\$18,675.53	\$602.17	Interest Received	JPJT Holdings Pty Ltd
16/01/2023	LWF Dist 0012206569		\$135.14	\$18,810.67	\$135.14	Distribution	Charter Hall Direct Long WALE Fund
18/01/2023	MICH DST 001288247871		\$562.09	\$19,372.76	\$562.09	Distribution	Magellan Infrastructure Fund (Currency Hedged)(Managed Fund) - Magellan Inf Fund (Currency Hedged) (Managed Fund)
20/01/2023	FawknerEST20Dec- FawknerEST20Dec-22		\$270.83	\$19,643.59	\$270.83	Distribution	Fawkner Essential Services Trust No.20
20/01/2023	RMBL Mortgage In RMBL2957-394383		\$297.26	\$19,940.85	\$297.26	Interest Received	587 -593 Church Street Richmond @ 4.8% 21.10.2024
20/01/2023	RMBL Mortgage In RMBL2978-394383		\$360.96	\$20,301.81	\$360.96	Interest Received	32 Kelly Street Beveridge Vic 3753
23/01/2023	Shakespeare Roya SPGBrisDIST		\$700.00	\$21,001.81	\$700.00	Distribution	Shakespeare Royal Brisbane Property Trust
24/01/2023	Oak Capital Mort OAK2203161_RG1108		\$239.93	\$21,241.74	\$239.93	Interest Received	23 Kitchen Place, West Hoxton NSW 2171
31/01/2023	MACQUARIE CMA INTEREST PAID		\$34.68	\$21,276.42	\$34.68	Interest Received	Macquarie CMA
31/01/2023	JANUARY MANAGEMENT FEES	\$1,118.23		\$20,158.19	\$1,118.23	Investment Management Fee	
02/02/2023	Oak Capital Mort OAK2202241_RG1108		\$216.71	\$20,374.90	\$216.71	Interest Received	22 Barnes Avenue, Earlwood NSW 2206
03/02/2023	CorValProperty 0012266677		\$627.69	\$21,002.59	\$627.69	Distribution	Conval Property Fund

Coroneos Family Superannuation Fund Cash Reconciliation Statement For the period 1 July 2022 to 30 June 2023

Date	Description	Bank Statement Line Items			Matched Transaction(s)		
		Withdrawals	Deposits	Balance	Amount	Matched As	Account Name
03/02/2023	PP TO CON CORONEOS	\$5,000.00		\$16,002.69	\$5,000.00	Drawdown	Account Based Pension [01] (ABP 00004) (Constantine Coroneos)
08/02/2023	MCP MASTER INCOM cm-364339		\$317.65	\$16,320.24	\$317.65	Distribution	Metrics Master Income Trust - Ordinary Units Fully Paid
09/02/2023	PERPETUAL BDMIT006519 Mornin		\$208.08	\$16,528.32	\$208.08	Interest Received	Mornington-Flinders Road Sub-Trust
09/02/2023	PERPETUAL BDMIT006519 Harcou		\$242.05	\$16,770.37	\$242.05	Interest Received	Harcourt Parade Sub-Trust
13/02/2023	LaTrobe Fund Interest:JPJT Hold		\$38.85	\$16,809.22	\$38.85	Interest Received	JPJT Holdings Pty Ltd
15/02/2023	LWF Dist 0012206569		\$135.14	\$16,944.36	\$135.14	Distribution	Charter Hall Direct Long WALE Fund
16/02/2023	LaTrobe Fund Interest:JPJT Hold		\$563.32	\$17,507.68	\$563.32	Interest Received	JPJT Holdings Pty Ltd
17/02/2023	MACQ ACCELERATOR		\$345.50	\$17,853.18	\$345.50	Transfer	Macquarie Accelerator - Proposed Property
21/02/2023	FawknerEST20Jan- FawknerEST20Jan-23		\$270.83	\$18,124.01	\$270.83	Distribution	Fawkner Essential Services Trust No.20
21/02/2023	RMBL Mortgage In RMBL2957-394383		\$307.88	\$18,431.89	\$307.88	Interest Received	587 -593 Church Street Richmond @ 4.8% 21.10.2024
21/02/2023	RMBL Mortgage In RMBL2878-394383		\$371.58	\$18,803.47	\$371.58	Interest Received	32 Kelly Street Beveridge Vic 3753
21/02/2023	3308716 SOLD 177 WTC @ 56.7205		\$9,820.18	\$28,623.65	\$9,990.02 \$10,096.74	Listed Security Disposal Listed Security Acquisition	Wisetech Global Limited Australian Foundation Investment Company Limited
24/02/2023	AFI DIV PAYMENT FEB23/00879141		\$1,096.04	\$29,719.69	\$1,096.04	Dividend	Australia And New Zealand Banking Group Limited. - Cap Note 6-Bbsw+3.60% T-03-23 Deferred Settlement
27/02/2023	Oak Capital Mort OAK2203161_RG1108		\$216.71	\$29,936.40	\$216.71	Interest Received	Australian Foundation Investment Company Limited
28/02/2023	MACQUARIE CMA INTEREST PAID		\$32.22	\$29,968.62	\$32.22	Interest Received	23 Kitchen Place, West Hoxton NSW 2171
28/02/2023	FEBRUARY MANAGEMENT FEES	\$1,115.37	\$239.93	\$28,853.25	\$1,115.37	Investment Management Fee	Macquarie CMA
02/03/2023	Oak Capital Mort OAK2202241_RG1108		\$239.93	\$29,093.18	\$239.93	Interest Received	22 Barnes Avenue, Earwood NSW 2206
03/03/2023	PP TO CON CORONEOS	\$5,000.00		\$24,093.18	\$5,000.00	Drawdown	Account Based Pension 4 (Constantine Coroneos)
08/03/2023	MCP MASTER INCOM cm-440199		\$284.56	\$24,377.74	\$284.56	Distribution	Metrics Master Income Trust - Ordinary Units Fully Paid
09/03/2023	ANN DIVIDEND AUD50/00835997		\$294.71	\$24,672.45	\$294.71	Dividend	Ansell Limited
10/03/2023	PERPETUAL BDMIT006519 Mornin		\$187.95	\$24,860.40	\$187.95	Interest Received	Mornington-Flinders Road Sub-Trust
10/03/2023	PERPETUAL BDMIT006519 Harcou		\$218.63	\$25,079.03	\$218.63	Interest Received	Harcourt Parade Sub-Trust
10/03/2023	LaTrobe Fund Interest:JPJT Hold		\$388.49	\$25,467.52	\$388.49	Interest Received	JPJT Holdings Pty Ltd
10/03/2023	Argo Investments S00126543034		\$1,370.99	\$26,838.51	\$1,370.99	Dividend	Argo Investments Limited
13/03/2023	LaTrobe Fund Interest:JPJT Hold		\$155.40	\$26,993.91	\$155.40	Interest Received	JPJT Holdings Pty Ltd
15/03/2023	LWF Dist S00126558040		\$135.14	\$27,129.05	\$135.14	Distribution	Charter Hall Direct Long WALE Fund
16/03/2023	RESMED DIVIDEND MAR23/00864285		\$27.30	\$27,156.35	\$27.30	Foreign Income	Resmed Inc - Cdi 10:1 Foreign Exempt Nyse

Coroneos Family Superannuation Fund
Cash Reconciliation Statement
For the period 1 July 2022 to 30 June 2023

Bank Statement Line Items				Matched Transaction(s)			
Date	Description	Withdrawals	Deposits	Balance	Amount	Matched As	Account Name
21/03/2023	AMCOR PLC DIV MAR23/00896009		\$226.46	\$27,382.81	\$226.46	Foreign Income	Ancor PLC - Cdi 1:1 Foreign Exempt Nyse
21/03/2023	FawknerEST20Feb- FawknerEST20Feb-23		\$270.83	\$27,653.64	\$270.83	Distribution	Fawkner Essential Services Trust No.20
21/03/2023	RMBL Mortgage In RMBL2957-394383		\$278.08	\$27,931.72	\$278.08	Interest Received	587 -593 Church Street Richmond @ 4.8% 21.10.2024
21/03/2023	RMBL Mortgage In RMBL2978-394383		\$335.62	\$28,267.34	\$335.62	Interest Received	32 Kelly Street Beveridge Vic. 3753
22/03/2023	Oak Capital Mort OAK2203161_RG1105		\$239.93	\$28,507.27	\$239.93	Interest Received	23 Kitchen Place, West Hoxton NSW 2171
24/03/2023	ANZ CAP NOTES 3 C3M23/00811121		\$358.80	\$28,866.07	\$358.80	Dividend	Australia And New Zealand Banking Group Limited. - Cap Note 6-Bbsw+3.60% T-03-23 Deferred Settlement
24/03/2023	ANZ CN3 CAP C3R23/00906536		\$14,700.00	\$43,566.07	\$14,700.00	Listed Security Disposal	Australia And New Zealand Banking Group Limited. - Cap Note 6-Bbsw+3.60% T-03-23 Deferred Settlement
29/03/2023	AZJ LIMITED MAR23/00865637		\$378.35	\$43,944.42	\$378.35	Dividend	Aurizon Holdings Limited
31/03/2023	MACQUARIE CMA INTEREST PAID		\$56.87	\$44,001.29	\$56.87	Interest Received	Macquarie CMA
31/03/2023	TLS ITM DIV 001293102188		\$432.56	\$44,433.85	\$432.56	Dividend	Telstra Group Limited
31/03/2023	MARCH MANAGEMENT FEES	\$1,108.68		\$43,325.17	\$1,108.68	Investment Management Fee	
04/04/2023	PP TO CON CORONEOS	\$5,000.00		\$38,325.17	\$5,000.00	Drawdown	Account Based Pension 4 (Constamline Coroneos)
05/04/2023	PERPETUAL 006519 Harcourt Pa		\$218.63	\$38,543.80	\$218.63	Interest Received	Harcourt Parade Sub-Trust
05/04/2023	WOODSIDE FIN22/01129716		\$1,312.03	\$39,855.83	\$1,312.03	Dividend	Woodside Energy Group Ltd
06/04/2023	PERPETUAL BDMIT006519 Cash U		\$19.73	\$39,875.56	\$19.73	Interest Received	Balmain Discrete Mortgage Income Trust
06/04/2023	WTC DIV 001295127731		\$21.19	\$39,896.75	\$21.19	Dividend	Wisetech Global Limited
06/04/2023	IVC DIV 001294989901		\$183.81	\$40,080.56	\$183.81	Dividend	Invocare Limited
12/04/2023	MCP MASTER INCOM cm-543422		\$317.65	\$40,398.21	\$317.65	Distribution	Metrics Master Income Trust - Ordinary Units Fully Paid
12/04/2023	LaTrobe Fund Interest-JPJT Hold		\$590.83	\$40,989.04	\$590.83	Interest Received	JPJT Holdings Pty Ltd
13/04/2023	PERPETUAL BDMIT006519 Momin		\$208.08	\$41,197.12	\$208.08	Interest Received	Mornington-Flinders Road Sub-Trust
13/04/2023	Brambles Limited S00126543034		\$356.58	\$41,553.70	\$356.58	Dividend	Brambles Limited
13/04/2023	CorValProperty 0012266677		\$614.03	\$42,167.73	\$614.03	Distribution	Corval Property Fund
14/04/2023	Shakespeare Roya SPGRoyalBrisDIST		\$700.00	\$42,867.73	\$700.00	Distribution	Shakespeare Royal Brisbane Property Trust
17/04/2023	LWF Dist 0012206569		\$135.14	\$43,002.87	\$135.14	Distribution	Charter Hall Direct Long WALE Fund
20/04/2023	RMBL Mortgage In RMBL2957-394383		\$318.49	\$43,321.36	\$318.49	Interest Received	587 -593 Church Street Richmond @ 4.8% 21.10.2024
20/04/2023	RMBL Mortgage In RMBL2978-394383		\$382.19	\$43,703.55	\$382.19	Interest Received	32 Kelly Street Beveridge Vic. 3753
21/04/2023	FawknerEST20Mar- FawknerEST20Mar-23		\$270.83	\$43,974.38	\$270.83	Distribution	Fawkner Essential Services Trust No.20
24/04/2023	Oak Capital Mort OAK2203161_RG1108		\$232.19	\$44,206.57	\$232.19	Interest Received	23 Kitchen Place, West Hoxton NSW 2171
28/04/2023	MACQUARIE CMA INTEREST PAID		\$73.05	\$44,279.62	\$73.05	Interest Received	Macquarie CMA

Coroneos Family Superannuation Fund
Cash Reconciliation Statement
For the period 1 July 2022 to 30 June 2023

Bank Statement Line Items				Matched Transaction(s)			
Date	Description	Withdrawals	Deposits	Balance	Amount	Matched As	Account Name
28/04/2023	APRIL MANAGEMENT FEES	\$1,123.44		\$43,156.18	\$1,123.44	Investment Management Fee	
01/05/2023	SAME DAY DEPOSIT CON CORONEOSUNIT 2 25 H		\$220,000.00	\$263,156.18	\$220,000.00	Contribution	Accumulation (Constantine Coroneos)
04/05/2023	PP TO CON CORONEOS	\$5,000.00		\$258,156.18	\$5,000.00	Drawdown	Account Based Pension 4 (Constantine Coroneos)
05/05/2023	PERPETUAL BDMIT006519 Cash U		\$147.95	\$258,304.13	\$147.95	Interest Received	Balmain Discrete Mortgage Income Trust
08/05/2023	MCP MASTER INCOM cm-633968		\$308.83	\$258,612.96	\$308.83	Distribution	Metrics Master Income Trust - Ordinary Units Fully Paid
10/05/2023	Oak Capital Mort OAK2202241_RG1108		\$286.36	\$258,899.32	\$286.36	Interest Received	22 Barnes Avenue, Earlwood NSW 2206
12/05/2023	PERPETUAL BDMIT006519 Mornin		\$201.37	\$259,100.69	\$201.37	Interest Received	Mornington-Flinders Road Sub-Trust
12/05/2023	LaTrobe Fund Interest:JPJT Hold		\$590.83	\$259,691.52	\$590.83	Interest Received	JPJT Holdings Pty Ltd
15/05/2023	LWF Dist 0012206569		\$135.14	\$259,826.66	\$135.14	Distribution	Charter Hall Direct Long WALE Fund
16/05/2023	RF CORVAL PROPERTY	\$25,000.00		\$234,826.66	\$25,000.00	Transfer	Pending Investments
17/05/2023	OM NET PROCEEDS	\$104,164.04		\$130,662.62	\$24,865.40	Listed Security Acquisition	Australia And New Zealand Banking Group Limited. - Cap Note 3-Bbsw+4.70% Perp Non-Cum Red T-03-24
19/05/2023	FawknerEST20Apr- FawknerEST20Apr-23		\$270.83	\$130,933.45	\$270.83	Distribution	Domino's Pizza Enterprises Limited
19/05/2023	RMBL Mortgage In RMBL2957-394383		\$318.49	\$131,251.94	\$318.49	Interest Received	Bega Cheese Limited
19/05/2023	RMBL Mortgage In RMBL2978-394383		\$380.14	\$131,632.08	\$380.14	Interest Received	Qube Holdings Limited
19/05/2023	Oak Capital Mort OAK2305001_RG1108		\$932.61	\$132,564.69	\$932.61	Interest Received	WCM Quality Global Growth Fund (Quoted Managed Fund) - WCM Quality Glb Growth Fund (Quoted Managed Fund)
22/05/2023	Oak Capital Mort OAK2203161_RG1108		\$239.93	\$132,804.62	\$239.93	Interest Received	Argo Investments Limited
23/05/2023	CH LWF	\$25,000.00		\$107,804.62	\$25,000.00	Transfer	
23/05/2023	MILLBROOK CREDIT FUND	\$75,000.00		\$32,804.62	\$75,000.00	Unlisted Security Acquisition	Fawkner Essential Services Trust No.20
31/05/2023	MACQUARIE CMA INTEREST PAID		\$332.58	\$33,137.20	\$332.58	Interest Received	587 -593 Church Street Richmond @ 4.8% 21.10.2024
31/05/2023	MAY MANAGEMENT FEES	\$1,314.08		\$31,823.12	\$1,314.08	Investment Management Fee	32 Kelly Street Beveridge Vic 3753
02/06/2023	PP TO CON CORONEOS	\$5,000.00		\$26,823.12	\$5,000.00	Drawdown	6 President Street, Croydon Park, NSW 2133
06/06/2023	PERPETUAL REF 4442395		\$36.23	\$26,859.35	\$36.23	Interest Received	23 Kitchen Place, West Hoxton NSW 2171
08/06/2023	MCP MASTER INCOM cm-749899		\$328.68	\$27,188.03	\$328.68	Distribution	Pending Investments
12/06/2023	LaTrobe Fund Interest:JPJT Hold		\$590.83	\$27,778.86	\$590.83	Interest Received	Millbrook Credit Fund
13/06/2023	MILLBROOK ASSET H101340		\$123.29	\$27,902.15	\$123.29	Interest Received	Macquarie CMA
							New Pension Account (Dora Coroneos)
							Balmain Discrete Mortgage Income Trust Fully Paid
							JPJT Holdings Pty Ltd
							49 JOHNSON STREET RESERVOIR VIC 3073

Coroneos Family Superannuation Fund
Cash Reconciliation Statement
For the period 1 July 2022 to 30 June 2023

Bank Statement Line Items		Matched Transaction(s)					
Date	Description	Withdrawals	Deposits	Balance	Amount	Matched As	Account Name
15/06/2023	RESMED DIVIDEND AUJ23/00863732		\$28.26	\$27,930.41	\$28.26	Foreign Income	Resmed Inc - Cdi 10:1 Foreign Exempt Nyse
15/06/2023	PERPETUAL BDMIT006519 Mornin		\$208.08	\$28,138.49	\$208.08	Interest Received	Mornington-Flinders Road Sub-Trust
15/06/2023	LWF Dist.0012206569		\$245.89	\$28,384.38	\$245.89	Distribution	Charter Hall Direct Long WALE Fund
15/06/2023	PERPETUAL BDMIT006519 McInty		\$289.32	\$28,673.70	\$289.32	Interest Received	McIntyre Street Sub-Trust
20/06/2023	AMCOR PLC DIV JUN23/00895122		\$241.25	\$28,914.95	\$241.25	Foreign Income	Amcor PLC - Cdi 1:1 Foreign Exempt Nyse
20/06/2023	CAP NOTES 4 DIST CAJ23/00616355		\$356.70	\$29,271.65	\$356.70	Dividend	Australia And New Zealand Banking Group Limited - Cap Note 3-Bbsw+4.70% Perp Non-Cum Red T-03-24
21/06/2023	FawknerEST20May-FawknerEST20May-23		\$270.83	\$29,542.48	\$270.83	Distribution	Fawkner Essential Services Trust No.20
21/06/2023	RMBL Mortgage In RMBL2957-394383		\$329.11	\$29,871.59	\$329.11	Interest Received	587-593 Church Street Richmond @ 4.8% 21.10.2024
21/06/2023	RMBL Mortgage In RMBL2978-394383		\$392.81	\$30,264.40	\$392.81	Interest Received	32 Kelly Street Beventidge Vic 3753
27/06/2023	Oak Capital Mort OAK2203161_RG1108		\$232.19	\$30,496.59	\$232.19	Interest Received	23 Kitchen Place, West Hoxton NSW 2171
27/06/2023	WBC DIVIDEND 001296345907		\$752.50	\$31,249.09	\$752.50	Dividend	Westpac Banking Corporation
30/06/2023	MACQUARIE CMA INTEREST PAID		\$60.75	\$31,309.84	\$60.75	Interest Received	Macquarie CMA
30/06/2023	JUNE MANAGEMENT FEES	\$1,307.03		\$30,002.81	\$1,307.03	Investment Management Fee	
30/06/2023	Closing Balance	\$467,954.90	\$466,859.01	\$30,002.81			
Bank Account: Macquarie Accelerator - Proposed Property							
01/07/2022	Opening Balance			\$150,153.87			
07/07/2022	FAWKNER 20	\$50,000.00		\$100,153.87	\$50,000.00	Transfer	Macquarie CMA
29/07/2022	MACQUARIE ACCELERATOR INTEREST PAID		\$103.04	\$100,256.91	\$103.04	Interest Received	Macquarie Accelerator - Proposed Property
04/08/2022	FUNDS WITHDRAWAL	\$50,000.00		\$50,256.91	\$50,000.00	Transfer	Macquarie CMA
31/08/2022	MACQUARIE ACCELERATOR INTEREST PAID		\$84.43	\$50,341.34	\$84.43	Interest Received	Macquarie Accelerator - Proposed Property
01/09/2022	TFR 500 QUEEN ST	\$50,000.00		\$341.34	\$50,000.00	Transfer	Macquarie CMA
30/09/2022	MACQUARIE ACCELERATOR INTEREST PAID		\$0.60	\$341.94	\$0.60	Interest Received	Macquarie Accelerator - Proposed Property
31/10/2022	MACQUARIE ACCELERATOR INTEREST PAID		\$0.80	\$342.74	\$0.80	Interest Received	Macquarie Accelerator - Proposed Property
30/11/2022	MACQUARIE ACCELERATOR INTEREST PAID		\$0.90	\$343.64	\$0.90	Interest Received	Macquarie Accelerator - Proposed Property
30/12/2022	MACQUARIE ACCELERATOR INTEREST PAID		\$0.90	\$344.54	\$0.90	Interest Received	Macquarie Accelerator - Proposed Property
31/01/2023	MACQUARIE ACCELERATOR INTEREST PAID		\$0.96	\$345.50	\$0.96	Interest Received	Macquarie Accelerator - Proposed Property
17/02/2023	FUND WITHDRAWAL	\$345.50		\$0.00	\$345.50	Transfer	Macquarie CMA

Coroneos Family Superannuation Fund
Cash Reconciliation Statement
For the period 1 July 2022 to 30 June 2023

Bank Statement Line Items		Matched Transaction(s)					
Date	Description	Withdrawals	Deposits	Balance	Amount	Matched As	Account Name
28/02/2023	MACQUARIE ACCELERATOR INTEREST PAID		\$0.48	\$0.48		Interest Received	Macquarie Accelerator - Proposed Property
30/06/2023	Closing Balance	\$150,345.50	\$192.11	\$0.48			
Bank Account: Pending Investments							
01/07/2022	Opening Balance			\$0.00			
07/07/2022	Fawkner 20		\$50,000.00	\$50,000.00	\$50,000.00	Transfer	Macquarie CMA
04/08/2022	CORVAL		\$50,000.00	\$100,000.00	\$50,000.00	Transfer	Macquarie CMA
05/08/2022	CorVal Confirmation	\$50,000.00		\$50,000.00	\$50,000.00	Unlisted Security Acquisition	Corval Property Fund
01/09/2022	Queen st		\$50,000.00	\$100,000.00	\$50,000.00	Transfer	Macquarie CMA
01/09/2022	Fawkner 20 confirmation	\$50,000.00		\$50,000.00	\$50,000.00	Unlisted Security Acquisition	Fawkner Essential Services Trust No.20
16/09/2022	Queen St confirmation	\$50,000.00		\$0.00	\$50,000.00	Unlisted Security Acquisition	Shakespeare Royal Brisbane Property Trust
16/05/2023	RF CORVAL PROPERTY		\$25,000.00	\$25,000.00	\$25,000.00	Transfer	Macquarie CMA
17/05/2023	Corval	\$25,000.00		\$0.00	\$25,000.00	Unlisted Security Acquisition	Corval Property Fund
23/05/2023	CH LWF		\$25,000.00	\$25,000.00	\$25,000.00	Transfer	Macquarie CMA
24/05/2023	Charter Hall LWF	\$25,000.00		\$0.00	\$25,000.00	Unlisted Security Acquisition	Charter Hall Direct Long WALE Fund
30/06/2023	Closing Balance	\$200,000.00	\$200,000.00	\$0.00			

Coroneos Family Superannuation Fund
Realised Capital Gains
For the period from 1 July 2022 to 30 June 2023

Quantity /Description	Accounting Treatment				Taxation Treatment						
	Proceeds	Excess Tax Value*	Original Cost	Accounting Profit/(Loss)	Cost Base Calculation Adjusted	Reduced	Indexation	Discounted	Other	Deferred	Capital Loss
Listed Securities Market											
Australia And New Zealand Banking Group Limited - Cap Note 6-Bbsw+3.60% Perp Non-Cum Red T-03-23 (ASX:ANZPF)											
21/12/2022 Sale	245.00	\$25,057.87	\$25,057.87	\$0.00						\$0.00	\$0.00
29/03/2022 Purchase	245.00	\$25,057.87	\$25,057.87	\$0.00						\$0.00	\$0.00
	245.00	\$25,057.87	\$25,057.87	\$0.00						\$0.00	\$0.00
Australia And New Zealand Banking Group Limited. - Cap Note 6-Bbsw+3.60% T-03-23 Deferred Settlement (ASX:AN3PF)											
17/02/2023 Sale	98.00	\$9,926.90	\$10,023.15	(\$96.25)						\$0.00	\$0.00
29/03/2022 Purchase	98.00	\$9,926.90	\$10,023.15	(\$96.25)						\$0.00	\$0.00
24/03/2023 Sale	147.00	\$14,700.00	\$15,034.72	(\$334.72)						\$0.00	\$0.00
29/03/2022 Purchase	147.00	\$14,700.00	\$15,034.72	(\$334.72)						\$0.00	\$0.00
	245.00	\$24,626.90	\$25,057.87	(\$430.97)						\$0.00	\$0.00
Commonwealth Bank Of Australia. - Cap Note 3-Bbsw+2.80% Perp Non-Cum Red T-12-22 (ASX:CBAPD)											
04/07/2022 Sale	101.00	\$10,044.44	\$10,201.16	(\$156.72)						\$0.00	\$0.00
29/03/2022 Purchase	101.00	\$10,044.44	\$10,201.16	(\$156.72)						\$0.00	\$0.00
15/12/2022 Sale	147.00	\$14,700.00	\$14,847.24	(\$147.24)						\$0.00	\$0.00
29/03/2022 Purchase	147.00	\$14,700.00	\$14,847.24	(\$147.24)						\$0.00	\$0.00
	248.00	\$24,744.44	\$25,048.40	(\$303.96)						\$0.00	\$0.00
Vanguard Australian Corp Fixed Interest Index ETF - Vanguard Australian Corp Fixed Interest Index ETF (ASX:VACF)											
04/07/2022 Sale	507.00	\$24,195.24	\$25,029.85	(\$834.61)						\$0.00	\$0.00
29/03/2022 Purchase	507.00	\$24,195.24	\$25,029.85	(\$834.61)						\$0.00	\$0.00
	507.00	\$24,195.24	\$25,029.85	(\$834.61)						\$0.00	\$0.00
Wisetech Global Limited (ASX:WTC)											
17/02/2023 Sale	177.00	\$9,990.02	\$7,119.37	\$2,870.65						\$0.00	\$0.00
09/05/2022 Purchase	177.00	\$9,990.02	\$7,119.37	\$2,870.65						\$0.00	\$0.00
	177.00	\$9,990.02	\$7,119.37	\$2,870.65						\$0.00	\$0.00

Coroneos Family Superannuation Fund
Realised Capital Gains
For the period from 1 July 2022 to 30 June 2023

Quantity /Description	Accounting Treatment				Taxation Treatment						
	Proceeds	Excess Tax Value*	Original Cost	Accounting Profit/(Loss)	Adjusted	Reduced	Indexed	Discounted	Other	Deferred	Capital Loss
Listed Securities Market Total	\$108,614.47		\$107,313.36	\$1,301.11							\$0.00
<u>Money Market</u>											
22 Barnes Avenue, Earlwood NSW 2206											
08/05/2023 Sale	\$50,000.00		\$50,000.00	\$0.00							\$0.00
04/04/2022 Purchase	\$50,000.00		\$50,000.00	\$0.00							\$0.00
	50,000.00		\$50,000.00	\$0.00							\$0.00
35-37 Lakewood Boulevard Braeside @ 6.60% 8.10.2024											
26/10/2022 Sale	\$50,000.00		\$50,000.00	\$0.00							\$0.00
04/05/2022 Purchase	\$50,000.00		\$50,000.00	\$0.00							\$0.00
	50,000.00		\$50,000.00	\$0.00							\$0.00
Balmain Discrete Mortgage Income Trust											
14/07/2022 Sale	\$50,000.00		\$50,000.00	\$0.00							\$0.00
13/07/2022 Purchase	\$50,000.00		\$50,000.00	\$0.00							\$0.00
05/05/2023 Sale	\$50,000.00		\$50,000.00	\$0.00							\$0.00
28/03/2023 Purchase	\$50,000.00		\$50,000.00	\$0.00							\$0.00
	100,000.00		\$100,000.00	\$0.00							\$0.00
Beveridge Road Sub-Trust											
13/07/2022 Sale	\$50,000.00		\$50,000.00	\$0.00							\$0.00
18/05/2022 Purchase	\$50,000.00		\$50,000.00	\$0.00							\$0.00
	50,000.00		\$50,000.00	\$0.00							\$0.00
Harcourt Parade Sub-Trust											
28/03/2023 Sale	\$50,000.00		\$50,000.00	\$0.00							\$0.00
14/07/2022 Purchase	\$50,000.00		\$50,000.00	\$0.00							\$0.00
	50,000.00		\$50,000.00	\$0.00							\$0.00

Coroneos Family Superannuation Fund
Realised Capital Gains
For the period from 1 July 2022 to 30 June 2023

	Quantity /Description	Accounting Treatment				Taxation Treatment					
		Proceeds	Excess Tax Value*	Original Cost	Accounting Profit/(Loss)	Cost Base Calculation Adjusted	Reduced	Indexation	Capital Gains Calculation Discounted	Other Deferred	Capital Loss
<u>Money Market</u>											
Millbrook Credit Fund											
	24/05/2023	75,000.00		\$75,000.00	\$0.00						\$0.00
	23/05/2023			\$75,000.00	\$0.00						\$0.00
		75,000.00		\$75,000.00	\$0.00						\$0.00
Oak Capital Mortgage Fund											
	18/05/2023	50,000.00		\$50,000.00	\$0.00						\$0.00
	08/05/2023			\$50,000.00	\$0.00						\$0.00
		50,000.00		\$50,000.00	\$0.00						\$0.00
Money Market Total			\$425,000.00	\$425,000.00	\$0.00						\$0.00
Grand Total			\$533,614.47	\$532,313.36	\$1,301.11						\$0.00

* Where there is an Excess Tax Value Amount, the Accounting Profit/(Loss) figure takes account of this. Accounting Profit/(Loss) equals Proceeds less Excess Tax Value less Original Cost.

Coroneos Family Superannuation Fund
Realised Capital Gains
For the period from 1 July 2022 to 30 June 2023

Capital Gains Tax Return Summary

	Indexation	Discount	Other	Deferred	Total Capital Gains	Capital Losses
Current Year Capital Gains						
Shares & Units - Listed Shares	\$0.00	\$0.00	\$0.00	\$0.00	\$0.00	\$0.00
Shares & Units - Other Shares	\$0.00	\$0.00	\$0.00	\$0.00	\$0.00	\$0.00
Shares & Units - Listed Trusts	\$0.00	\$0.00	\$0.00	\$0.00	\$0.00	\$0.00
Shares & Units - Other Units	\$0.00	\$0.00	\$0.00	\$0.00	\$0.00	\$0.00
Australian Real Estate	\$0.00	\$0.00	\$0.00	\$0.00	\$0.00	\$0.00
Other Real Estate	\$0.00	\$0.00	\$0.00	\$0.00	\$0.00	\$0.00
Collectables	\$0.00	\$0.00	\$0.00	\$0.00	\$0.00	\$0.00
Other CGT Assets & Other CGT Events	\$0.00	\$0.00	\$0.00	\$0.00	\$0.00	\$0.00
Distributed Capital Gains from Trusts	\$0.00	\$0.00	\$0.00	\$0.00	\$0.00	\$0.00
	<u>\$0.00</u>	<u>\$0.00</u>	<u>\$0.00</u>	<u>\$0.00</u>	<u>\$0.00</u>	<u>\$0.00</u>
Capital Losses Applied						
Current Year	\$0.00	\$0.00	\$0.00	\$0.00	\$0.00	
Prior Years	\$0.00	\$0.00	\$0.00	\$0.00	\$0.00	
	<u>\$0.00</u>	<u>\$0.00</u>	<u>\$0.00</u>	<u>\$0.00</u>	<u>\$0.00</u>	
Net Capital Gains						
Net Gain after applying losses	\$0.00	\$0.00	\$0.00	\$0.00	\$0.00	
Discount applicable		\$0.00				
Net Gain after applying discount	<u>\$0.00</u>	<u>\$0.00</u>	<u>\$0.00</u>	<u>\$0.00</u>	<u>\$0.00</u>	

Coroneos Family Superannuation Fund
Unrealised Capital Gains as at 30 June 2023

	Accounting Treatment				Taxation Treatment				Capital Gains Calculation				
	Quantity /Description	Market Value	Original Cost	Accounting Gain/(Loss)	Tax Free	Tax Deferred	AMIT	Amount	Indexation	Discountable	Other	Deferred	Capital Loss
<u>Bank</u>													
Macquarie Accelerator - Proposed Property													
30/06/2023	0.48	\$0.48	\$0.48	\$0.00	\$0.00	\$0.00	\$0.00	\$0.48			\$0.00		
	0.48	\$0.48	\$0.48	\$0.00	\$0.00	\$0.00	\$0.00	\$0.48			\$0.00		
Macquarie CMA													
30/06/2023	30,002.81	\$30,002.81	\$30,002.81	\$0.00	\$0.00	\$0.00	\$0.00	\$30,002.81			\$0.00		
	30,002.81	\$30,002.81	\$30,002.81	\$0.00	\$0.00	\$0.00	\$0.00	\$30,002.81			\$0.00		
Bank Total													
		\$30,003.29	\$30,003.29	\$0.00	\$0.00	\$0.00	\$0.00	\$30,003.29			\$0.00		
<u>Listed Securities Market</u>													
Ancor PLC - Cdi 1:1 Foreign Exempt Nyse (ASX:AMC)													
29/03/2022	1,309.00	\$19,451.74	\$20,048.20	(\$596.46)	\$0.00	\$0.00	\$0.00	\$20,048.20			\$0.00		
	1,309.00	\$19,451.74	\$20,048.20	(\$596.46)	\$0.00	\$0.00	\$0.00	\$20,048.20			\$0.00		
Ansell Limited (ASX:ANN)													
29/03/2022	788.00	\$21,063.24	\$20,064.70	\$998.54	\$0.00	\$0.00	\$0.00	\$20,064.70			\$0.00		
4/07/2022	223.00	\$5,960.79	\$5,046.93	\$913.86	\$0.00	\$0.00	\$0.00	\$5,046.93			\$0.00		
	1,011.00	\$27,024.03	\$25,111.63	\$1,912.40	\$0.00	\$0.00	\$0.00	\$25,111.63			\$0.00		
Argo Investments Limited (ASX:ARG)													
29/03/2022	7,748.00	\$67,872.48	\$75,150.84	(\$7,278.36)	\$0.00	\$0.00	\$0.00	\$75,150.84			\$0.00		
4/07/2022	561.00	\$4,914.36	\$5,053.62	(\$139.26)	\$0.00	\$0.00	\$0.00	\$5,053.62			\$0.00		
15/05/2023	1,142.00	\$10,003.92	\$9,984.90	\$19.02	\$0.00	\$0.00	\$0.00	\$9,984.90			\$0.00		
	9,451.00	\$82,790.76	\$90,189.36	(\$7,398.60)	\$0.00	\$0.00	\$0.00	\$90,189.36			\$0.00		
Aurizen Holdings Limited (ASX:AZJ)													
29/03/2022	5,405.00	\$21,187.60	\$20,048.00	\$1,139.60	\$0.00	\$0.00	\$0.00	\$20,048.00			\$0.00		
	5,405.00	\$21,187.60	\$20,048.00	\$1,139.60	\$0.00	\$0.00	\$0.00	\$20,048.00			\$0.00		
Australia And New Zealand Banking Group Limited - Cap Note 3-Bbsw+4.70% Perp Non-Cum Red T-03-24 (ASX:AN3PC)													
15/05/2023	241.00	\$24,569.95	\$24,865.40	(\$295.45)	\$0.00	\$0.00	\$0.00	\$24,865.40			\$0.00		
	241.00	\$24,569.95	\$24,865.40	(\$295.45)	\$0.00	\$0.00	\$0.00	\$24,865.40			\$0.00		

Coroneos Family Superannuation Fund
Unrealised Capital Gains as at 30 June 2023

	Accounting Treatment				Taxation Treatment										
	Quantity /Description	Market Value	Original Cost	Accounting Gain/(Loss)	Cost Base Calculation			Capital Gains Calculation							
					Tax Free	Tax Deferred	AMIT	Amount	Indexation	Discountable	Other	Deferred	Capital Loss		
Listed Securities Market															
Australian Foundation Investment Company Limited (ASX:AFI)															
29/03/2022	8,982.00	\$63,502.74	\$75,149.43	(\$11,646.69)	\$0.00	\$0.00	\$0.00	\$75,149.43	\$0.00	\$0.00	\$0.00	\$0.00	\$0.00	\$0.00	\$0.00
4/07/2022	982.00	\$6,942.74	\$7,551.98	(\$609.24)	\$0.00	\$0.00	\$0.00	\$7,551.98	\$0.00	\$0.00	\$0.00	\$0.00	\$0.00	\$0.00	\$0.00
17/02/2023	1,329.00	\$9,396.03	\$10,096.74	(\$700.71)	\$0.00	\$0.00	\$0.00	\$10,096.74	\$0.00	\$0.00	\$0.00	\$0.00	\$0.00	\$0.00	\$0.00
Bega Cheese Limited (ASX:BGA)															
11,293.00	\$79,641.51	\$92,798.15	(\$12,956.64)	\$0.00	\$0.00	\$0.00	\$0.00	\$92,798.15	\$0.00	\$0.00	\$0.00	\$0.00	\$0.00	\$0.00	\$0.00
15/05/2023	5,089.00	\$14,503.65	\$19,283.74	(\$4,780.09)	\$0.00	\$0.00	\$0.00	\$19,283.74	\$0.00	\$0.00	\$0.00	\$0.00	\$0.00	\$0.00	\$0.00
5,089.00	\$14,503.65	\$19,283.74	(\$4,780.09)	\$0.00	\$0.00	\$0.00	\$0.00	\$19,283.74	\$0.00	\$0.00	\$0.00	\$0.00	\$0.00	\$0.00	\$0.00
Boral Limited (ASX:BLD)															
29/03/2022	5,730.00	\$23,091.90	\$20,035.28	\$3,056.62	\$0.00	\$0.00	\$0.00	\$20,035.28	\$0.00	\$0.00	\$0.00	\$20,035.28	\$0.00	\$0.00	\$0.00
4/07/2022	1,909.00	\$7,693.27	\$5,049.14	\$2,644.13	\$0.00	\$0.00	\$0.00	\$5,049.14	\$0.00	\$0.00	\$0.00	\$5,049.14	\$0.00	\$0.00	\$0.00
7,639.00	\$30,785.17	\$25,084.42	\$5,700.75	\$0.00	\$0.00	\$0.00	\$0.00	\$25,084.42	\$0.00	\$0.00	\$0.00	\$25,084.42	\$0.00	\$0.00	\$0.00
Brambles Limited (ASX:BXB)															
29/03/2022	2,018.00	\$29,079.38	\$20,047.64	\$9,031.74	\$0.00	\$0.00	\$0.00	\$20,047.64	\$0.00	\$0.00	\$0.00	\$20,047.64	\$0.00	\$0.00	\$0.00
2,018.00	\$29,079.38	\$20,047.64	\$9,031.74	\$0.00	\$0.00	\$0.00	\$0.00	\$20,047.64	\$0.00	\$0.00	\$0.00	\$20,047.64	\$0.00	\$0.00	\$0.00
Domino's Pizza Enterprises Limited (ASX:DMP)															
15/05/2023	369.00	\$18,061.27	\$20,094.67	(\$2,033.40)	\$0.00	\$0.00	\$0.00	\$20,094.67	\$0.00	\$0.00	\$0.00	\$20,094.67	\$0.00	\$0.00	\$0.00
369.00	\$18,061.27	\$20,094.67	(\$2,033.40)	\$0.00	\$0.00	\$0.00	\$0.00	\$20,094.67	\$0.00	\$0.00	\$0.00	\$20,094.67	\$0.00	\$0.00	\$0.00
Invacare Limited (ASX:IVC)															
29/03/2022	1,671.00	\$21,037.89	\$20,049.07	\$988.82	\$0.00	\$0.00	\$0.00	\$20,049.07	\$0.00	\$0.00	\$0.00	\$20,049.07	\$0.00	\$0.00	\$0.00
1,671.00	\$21,037.89	\$20,049.07	\$988.82	\$0.00	\$0.00	\$0.00	\$0.00	\$20,049.07	\$0.00	\$0.00	\$0.00	\$20,049.07	\$0.00	\$0.00	\$0.00
Magellan Infrastructure Fund (Currency Hedged)(Managed Fund) - Magellan Inf Fund (Currency Hedged) (Managed Fund) (ASX:MICH)															
29/03/2022	9,706.00	\$27,279.48	\$30,057.71	(\$2,778.23)	\$0.00	\$0.00	\$0.00	\$30,057.71	\$0.00	\$0.00	\$0.00	\$30,057.71	\$0.00	\$0.00	\$0.00
9,706.00	\$27,279.48	\$30,057.71	(\$2,778.23)	\$0.00	\$0.00	\$0.00	\$0.00	\$30,057.71	\$0.00	\$0.00	\$0.00	\$30,057.71	\$0.00	\$0.00	\$0.00
Metrics Master Income Trust - Ordinary Units Fully Paid (ASX:MXT)															
29/03/2022	22,059.00	\$42,353.28	\$44,979.85	(\$2,626.57)	\$0.00	\$0.00	\$0.00	\$44,979.85	\$0.00	\$0.00	\$0.00	\$44,979.85	\$0.00	\$0.00	\$0.00
22,059.00	\$42,353.28	\$44,979.85	(\$2,626.57)	\$0.00	\$0.00	\$0.00	\$0.00	\$44,979.85	\$0.00	\$0.00	\$0.00	\$44,979.85	\$0.00	\$0.00	\$0.00
Qube Holdings Limited (ASX:QUB)															
15/05/2023	6,349.00	\$18,094.65	\$19,890.13	(\$1,795.48)	\$0.00	\$0.00	\$0.00	\$19,890.13	\$0.00	\$0.00	\$0.00	\$19,890.13	\$0.00	\$0.00	\$0.00
6,349.00	\$18,094.65	\$19,890.13	(\$1,795.48)	\$0.00	\$0.00	\$0.00	\$0.00	\$19,890.13	\$0.00	\$0.00	\$0.00	\$19,890.13	\$0.00	\$0.00	\$0.00

Coroneos Family Superannuation Fund
Unrealised Capital Gains as at 30 June 2023

Quantity /Description	Accounting Treatment				Taxation Treatment															
	Market Value	Original Cost	Accounting Gain/(Loss)	Tax Free	Cost Base Calculation		Capital Gains Calculation													
					Tax Deferred	AMIT	Amount	Indexation	Discountable	Other	Deferred	Capital Loss								
Listed Securities Market																				
Resmed Inc - Cdi 10:1 Foreign Exempt Nyse (ASX:RMD)																				
29/03/2022	615.00	\$20,178.15	\$20,061.80	\$116.55	\$0.00	\$0.00	\$0.00	\$20,061.80												
615.00	\$20,178.15	\$20,061.80	\$116.55	\$0.00	\$0.00	\$0.00	\$0.00	\$20,061.80												\$0.00
Telstra Group Limited (ASX:TLS)																				
29/03/2022	5,089.00	\$21,882.70	\$20,049.27	\$1,833.43	\$0.00	\$0.00	\$0.00	\$20,049.27												
5,089.00	\$21,882.70	\$20,049.27	\$1,833.43	\$0.00	\$0.00	\$0.00	\$0.00	\$20,049.27												\$0.00
WCM Quality Global Growth Fund (Quoted Managed Fund) - WCM Quality GIB Growth Fund (Quoted Managed Fund) (ASX:WCMQ)																				
29/03/2022	4,167.00	\$30,335.76	\$30,054.85	\$280.91	\$0.00	\$0.00	\$0.00	\$30,054.85												
4,167.00	\$30,335.76	\$30,054.85	\$280.91	\$0.00	\$0.00	\$0.00	\$0.00	\$30,054.85												
4/07/2022	852.00	\$6,202.56	\$5,050.74	\$1,151.82	\$0.00	\$0.00	\$0.00	\$5,050.74												
852.00	\$6,202.56	\$5,050.74	\$1,151.82	\$0.00	\$0.00	\$0.00	\$0.00	\$5,050.74												
15/05/2023	1,430.00	\$10,410.40	\$10,045.20	\$365.20	\$0.00	\$0.00	\$0.00	\$10,045.20												
1,430.00	\$10,410.40	\$10,045.20	\$365.20	\$0.00	\$0.00	\$0.00	\$0.00	\$10,045.20												
Westpac Banking Corporation (ASX:WBC)																				
29/03/2022	820.00	\$17,498.80	\$20,041.10	(\$2,542.30)	\$0.00	\$0.00	\$0.00	\$20,041.10												
820.00	\$17,498.80	\$20,041.10	(\$2,542.30)	\$0.00	\$0.00	\$0.00	\$0.00	\$20,041.10												
4/07/2022	255.00	\$5,441.70	\$5,056.43	\$385.27	\$0.00	\$0.00	\$0.00	\$5,056.43												
255.00	\$5,441.70	\$5,056.43	\$385.27	\$0.00	\$0.00	\$0.00	\$0.00	\$5,056.43												
1,075.00	\$22,940.50	\$25,097.53	(\$2,157.03)		\$0.00	\$0.00	\$0.00	\$25,097.53												\$0.00
Wisetech Global Limited (ASX:WTC)																				
9/05/2022	321.00	\$25,619.01	\$12,911.39	\$12,707.62	\$0.00	\$0.00	\$0.00	\$12,911.39												
321.00	\$25,619.01	\$12,911.39	\$12,707.62	\$0.00	\$0.00	\$0.00	\$0.00	\$12,911.39												\$0.00
Woodside Energy Group Ltd (ASX:WDS)																				
29/03/2022	609.00	\$20,973.96	\$20,054.93	\$919.03	\$0.00	\$0.00	\$0.00	\$20,054.93												
609.00	\$20,973.96	\$20,054.93	\$919.03	\$0.00	\$0.00	\$0.00	\$0.00	\$20,054.93												\$0.00
Listed Securities Market Total																				
		\$614,603.40	\$615,873.28	(\$1,269.88)	\$0.00	\$0.00	\$0.00	\$615,873.28												\$0.00
Managed Funds Market																				
C WorldWide Global Equity Trust																				
30/03/2022	9,984.69	\$33,391.80	\$30,000.00	\$3,391.80	\$0.00	\$0.00	\$0.00	\$30,000.00												
9,984.69	\$33,391.80	\$30,000.00	\$3,391.80	\$0.00	\$0.00	\$0.00	\$0.00	\$30,000.00												\$0.00
Charter Hall Direct Long WALE Fund																				
30/03/2022	25,949.31	\$28,692.15	\$30,000.00	(\$1,307.85)	\$0.00	\$0.00	\$0.00	\$30,000.00												
25,949.31	\$28,692.15	\$30,000.00	(\$1,307.85)	\$0.00	\$0.00	\$0.00	\$0.00	\$30,000.00												\$0.00
24/05/2023	21,263.93	\$23,511.53	\$25,000.00	(\$1,488.47)	\$0.00	\$0.00	\$0.00	\$25,000.00												
21,263.93	\$23,511.53	\$25,000.00	(\$1,488.47)	\$0.00	\$0.00	\$0.00	\$0.00	\$25,000.00												\$0.00
47,213.24	\$52,203.68	\$55,000.00	(\$2,796.32)		\$0.00	\$0.00	\$0.00	\$55,000.00												\$0.00

Coroneos Family Superannuation Fund
Unrealised Capital Gains as at 30 June 2023

	Accounting Treatment				Taxation Treatment								
	Quantity /Description	Market Value	Original Cost	Accounting Gain/(Loss)	Tax Free	Tax Deferred	AMIT	Amount	Indexation	Discountable	Other	Deferred	Capital Loss
Managed Funds Market													
<i>Corval Property Fund</i>													
5/08/2022	47,434.00	\$50,066.59	\$50,000.00	\$66.59	\$0.00	\$0.00	\$0.00	\$50,000.00					
17/05/2023	23,582.68	\$24,891.52	\$25,000.00	(\$108.48)	\$0.00	\$0.00	\$0.00	\$25,000.00					
	71,016.68	\$74,958.11	\$75,000.00	(\$41.89)	\$0.00	\$0.00	\$0.00	\$75,000.00					\$0.00
<i>Impax Sustainable Leaders Fund - Class A</i>													
30/03/2022	20,473.62	\$33,406.81	\$30,000.00	\$3,406.81	\$0.00	\$0.00	\$0.00	\$30,000.00					
	20,473.62	\$33,406.81	\$30,000.00	\$3,406.81	\$0.00	\$0.00	\$0.00	\$30,000.00					\$0.00
<i>Partners Group Global Value Fund (AUD) - Wholesale Units</i>													
2/05/2022	9,282.47	\$30,847.50	\$30,000.00	\$847.50	\$0.00	\$0.00	\$0.00	\$30,000.00					
	9,282.47	\$30,847.50	\$30,000.00	\$847.50	\$0.00	\$0.00	\$0.00	\$30,000.00					\$0.00
<i>T. Rowe Price Global Equity Fund - S Class</i>													
24/05/2022	51,754.48	\$57,758.00	\$50,000.00	\$7,758.00	\$0.00	\$0.00	\$0.00	\$50,000.00					
	51,754.48	\$57,758.00	\$50,000.00	\$7,758.00	\$0.00	\$0.00	\$0.00	\$50,000.00					\$0.00
Managed Funds MarketTotal													
		\$282,565.90	\$270,000.00	\$12,565.90	\$0.00	\$0.00	\$0.00	\$270,000.00					\$0.00
Money Market													
<i>23 Kitchen Place, West Hoxton NSW 2171</i>													
22/04/2022	50,000.00	\$50,000.00	\$50,000.00	\$0.00	\$0.00	\$0.00	\$0.00	\$50,000.00					
	50,000.00	\$50,000.00	\$50,000.00	\$0.00	\$0.00	\$0.00	\$0.00	\$50,000.00					\$0.00
<i>32 Kelly Street Beveridge Vic 3753</i>													
26/10/2022	50,000.00	\$50,000.00	\$50,000.00	\$0.00	\$0.00	\$0.00	\$0.00	\$50,000.00					
	50,000.00	\$50,000.00	\$50,000.00	\$0.00	\$0.00	\$0.00	\$0.00	\$50,000.00					\$0.00
<i>49 JOHNSON STREET RESERVOIR VIC 3073</i>													
24/05/2023	75,000.00	\$75,000.00	\$75,000.00	\$0.00	\$0.00	\$0.00	\$0.00	\$75,000.00					
	75,000.00	\$75,000.00	\$75,000.00	\$0.00	\$0.00	\$0.00	\$0.00	\$75,000.00					\$0.00
<i>587 -683 Church Street Richmond @ 4.8% 21.10.2024</i>													
4/05/2022	50,000.00	\$50,000.00	\$50,000.00	\$0.00	\$0.00	\$0.00	\$0.00	\$50,000.00					
	50,000.00	\$50,000.00	\$50,000.00	\$0.00	\$0.00	\$0.00	\$0.00	\$50,000.00					\$0.00
<i>6 President Street, Croydon Park, NSW 2133</i>													
18/05/2023	50,000.00	\$50,000.00	\$50,000.00	\$0.00	\$0.00	\$0.00	\$0.00	\$50,000.00					
	50,000.00	\$50,000.00	\$50,000.00	\$0.00	\$0.00	\$0.00	\$0.00	\$50,000.00					\$0.00

Coroneos Family Superannuation Fund
Unrealised Capital Gains as at 30 June 2023

Capital Gains Tax Return Summary

	Indexation	Discount	Other	Deferred	Total Capital Gains	Capital Losses
Current Year Capital Gains						
Shares & Units - Listed Shares	\$0.00	\$0.00	\$0.00	\$0.00	\$0.00	\$0.00
Shares & Units - Other Shares	\$0.00	\$0.00	\$0.00	\$0.00	\$0.00	\$0.00
Shares & Units - Listed Trusts	\$0.00	\$0.00	\$0.00	\$0.00	\$0.00	\$0.00
Shares & Units - Other Units	\$0.00	\$0.00	\$0.00	\$0.00	\$0.00	\$0.00
Australian Real Estate	\$0.00	\$0.00	\$0.00	\$0.00	\$0.00	\$0.00
Other Real Estate	\$0.00	\$0.00	\$0.00	\$0.00	\$0.00	\$0.00
Collectables	\$0.00	\$0.00	\$0.00	\$0.00	\$0.00	\$0.00
Other CGT Assets & Other CGT Events	\$0.00	\$0.00	\$0.00	\$0.00	\$0.00	\$0.00
Distributed Capital Gains from Trusts	\$0.00	\$0.00	\$0.00	\$0.00	\$0.00	\$0.00
	\$0.00	\$0.00	\$0.00	\$0.00	\$0.00	\$0.00
	\$0.00	\$0.00	\$0.00	\$0.00	\$0.00	\$0.00
Capital Losses Applied						
Current Year	\$0.00	\$0.00	\$0.00	\$0.00	\$0.00	
Prior Years	\$0.00	\$0.00	\$0.00	\$0.00	\$0.00	
	\$0.00	\$0.00	\$0.00	\$0.00	\$0.00	
Net Capital Gains						
Net Gain after applying losses	\$0.00	\$0.00	\$0.00	\$0.00	\$0.00	
Discount applicable		\$0.00				
Net Gain after applying discount	\$0.00	\$0.00	\$0.00	\$0.00	\$0.00	

<u>Gains/Losses on Custom Holding Accounts</u>	Book Cost	Value	Gain/(Loss)	Tax Rate %	Tax Effect
Account Name					

Custom Holding Accounts Totals

**Coroneos Family Superannuation Fund
Pension Withdrawal Limits
For the Period 1 July 2022 to 30 June 2023**

**Mr Constantine Coroneos
YTD Summaries**

	Drawdowns to date	Rqd. for Minimum	Minimum	Rqd for Plan	Plan*	Remaining until Max	Maximum	Tax Free %
Account Based Pension [01] (ABP 00004)	\$14,610.00	OK!	\$9,390.00	OK!	\$9,390.00	-	-	0.32%
Account Based Pension [02] (ABP 00006)	\$80.00	OK!	\$80.00	OK!	\$80.00	-	-	99.99%
Account Based Pension [03] (ABP 00007)	\$4,310.00	OK!	\$4,210.00	OK!	\$4,210.00	-	-	100.00%
Account Based Pension 4	\$41,290.00	OK!	\$4,430.00	OK!	\$4,430.00	-	-	0.04%
Account Based Pension 5	\$450.00	OK!	\$450.00	OK!	\$450.00	-	-	100.00%

Totals

Gross Drawdowns	\$60,740.00	\$0.00	\$18,560.00	\$0.00	\$18,560.00			
PAYG Tax	\$0.00	\$0.00	\$0.00	\$0.00	\$0.00			
Net Drawdowns	\$60,740.00	\$0.00	\$18,560.00	\$0.00	\$18,560.00			

Footnotes:

*The plan amount is the annual pension review amount or the minimum amount where no review amount is recorded.

Pension Payments

Account Based Pension [01] (ABP 00004)

Date	Gross Amount	PAYG	Net Amount	Description
04/07/2022	\$5,000.00	\$0.00	\$5,000.00	PP TO CON CORONEOS
04/08/2022	\$4,610.00	\$0.00	\$4,610.00	part of \$5,000.00 PP TO CON CORONEOS
03/02/2023	\$5,000.00	\$0.00	\$5,000.00	PP TO CON CORONEOS
Totals:	\$14,610.00	\$0.00	\$14,610.00	

Account Based Pension [02] (ABP 00006)

Date	Gross Amount	PAYG	Net Amount	Description
04/08/2022	\$80.00	\$0.00	\$80.00	part of \$5,000.00 PP TO CON CORONEOS
Totals:	\$80.00	\$0.00	\$80.00	

Account Based Pension [03] (ABP 00007)

Date	Gross Amount	PAYG	Net Amount	Description
04/08/2022	\$310.00	\$0.00	\$310.00	part of \$5,000.00 PP TO CON CORONEOS
02/09/2022	\$4,000.00	\$0.00	\$4,000.00	part of \$5,000.00 PP TO CON CORONEOS
Totals:	\$4,310.00	\$0.00	\$4,310.00	

Account Based Pension 4

Date	Gross Amount	PAYG	Net Amount	Description
02/09/2022	\$1,000.00	\$0.00	\$1,000.00	part of \$5,000.00 PP TO CON CORONEOS
04/10/2022	\$3,540.00	\$0.00	\$3,540.00	part of \$5,000.00 PP TO CON CORONEOS
16/12/2022	\$12,650.00	\$0.00	\$12,650.00	part of \$15,000.00 TFR TO CORONEOS
04/01/2023	\$5,000.00	\$0.00	\$5,000.00	PP TO CON CORONEOS
03/03/2023	\$5,000.00	\$0.00	\$5,000.00	PP TO CON CORONEOS
04/04/2023	\$5,000.00	\$0.00	\$5,000.00	PP TO CON CORONEOS
04/05/2023	\$5,000.00	\$0.00	\$5,000.00	PP TO CON CORONEOS
02/06/2023	\$4,100.00	\$0.00	\$4,100.00	part of \$5,000.00 PP TO CON CORONEOS
Totals:	\$41,290.00	\$0.00	\$41,290.00	

Account Based Pension 5

Date	Gross Amount	PAYG	Net Amount	Description
02/06/2023	\$450.00	\$0.00	\$450.00	part of \$5,000.00 PP TO CON CORONEOS
Totals:	\$450.00	\$0.00	\$450.00	

**Coroneos Family Superannuation Fund
Pension Withdrawal Limits
For the Period 1 July 2022 to 30 June 2023**

**Mrs Dora Coroneos
YTD Summaries**

	Drawdowns to date	Rqd. for Minimum	Minimum	Rqd for Plan	Plan*	Remaining until Max	Maximum	Tax Free %
Account Based Pension [01] (ABP 00005)	\$0.00	OK!	\$0.00	OK!	\$0.00	-	-	0.00%
Account Based Pension [02] (ABP 00008)	\$4,480.00	OK!	\$4,370.00	OK!	\$4,370.00	-	-	100.00%
Account Based Pension [03] (ABP 00011)	\$7,820.00	OK!	\$7,640.00	OK!	\$7,640.00	-	-	100.00%
Account Based Pension [04] (ABP 00012)	\$1,510.00	OK!	\$1,480.00	OK!	\$1,480.00	-	-	100.00%
New Pension Account	\$450.00	OK!	\$450.00	OK!	\$450.00	-	-	100.00%
Totals								
Gross Drawdowns	\$14,260.00	\$0.00	\$13,940.00	\$0.00	\$13,940.00			
PAYG Tax	\$0.00	\$0.00	\$0.00	\$0.00	\$0.00			
Net Drawdowns	\$14,260.00	\$0.00	\$13,940.00	\$0.00	\$13,940.00			

Footnotes:

*The plan amount is the annual pension review amount or the minimum amount where no review amount is recorded.

Pension Payments

Account Based Pension [02] (ABP 00008)

Date	Gross Amount	PAYG	Net Amount	Description
04/10/2022	\$1,460.00	\$0.00	\$1,460.00	part of \$5,000.00 PP TO CON CORONEOS
04/11/2022	\$3,020.00	\$0.00	\$3,020.00	part of \$5,000.00 PP TO CON CORONEOS
Totals:	\$4,480.00	\$0.00	\$4,480.00	

Account Based Pension [03] (ABP 00011)

Date	Gross Amount	PAYG	Net Amount	Description
04/11/2022	\$1,980.00	\$0.00	\$1,980.00	part of \$5,000.00 PP TO CON CORONEOS
02/12/2022	\$5,000.00	\$0.00	\$5,000.00	PP TO CON CORONEOS
16/12/2022	\$840.00	\$0.00	\$840.00	part of \$15,000.00 TFR TO CORONEOS
Totals:	\$7,820.00	\$0.00	\$7,820.00	

Account Based Pension [04] (ABP 00012)

Date	Gross Amount	PAYG	Net Amount	Description
16/12/2022	\$1,510.00	\$0.00	\$1,510.00	part of \$15,000.00 TFR TO CORONEOS
Totals:	\$1,510.00	\$0.00	\$1,510.00	

New Pension Account

Date	Gross Amount	PAYG	Net Amount	Description
02/06/2023	\$450.00	\$0.00	\$450.00	part of \$5,000.00 PP TO CON CORONEOS
Totals:	\$450.00	\$0.00	\$450.00	

APM Advisors + Accountants Pty Ltd

2023 TRUSTEE RESOLUTION

DISTRIBUTION MINUTES

FOR THE CORONEOS & LUNARDI CLASS TRUST




APM Advisors + Accountants Pty Ltd
718 High Street
Kew East Victoria 3102
T 03 8400 6500 | E office@apmaa.com.au

PAID 22/12/22
VISA \$59-00

Australia Post (<http://www.auspost.com.au/>)

Pay a bill

Your payment has been accepted

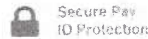


Your payment was accepted. A receipt has been sent to your email address.

Paid	Australian Securities & Investments Commission
Billpay code	8929
Reference no	229071732717019
Payment amount	\$59.00
Card number	4557#####862
Expiry date	06/2026
Receipt no	50053808566
Payment date	Thursday, December 22, 2022 11:11:42 AM
Email sent to	con.coroneos@gmail.com

Print

Pay another bill



[Terms & conditions \(https://paypaperbills.postbillpay.com.au/postbillpay/terms.php\)](https://paypaperbills.postbillpay.com.au/postbillpay/terms.php)

[Security & privacy \(https://paypaperbills.postbillpay.com.au/postbillpay/help-security-and-privacy.php\)](https://paypaperbills.postbillpay.com.au/postbillpay/help-security-and-privacy.php)

[Contact us \(https://paypaperbills.postbillpay.com.au/postbillpay/contact-us.php\)](https://paypaperbills.postbillpay.com.au/postbillpay/contact-us.php)

[Help \(https://paypaperbills.postbillpay.com.au/postbillpay/help-bills.php\)](https://paypaperbills.postbillpay.com.au/postbillpay/help-bills.php)

PAID 28/4/23 \$2,838
EFT

Walker Partners (Aust) Pty. Ltd.

A.C.N. 134 317 516 - A.B.N. 88 255 901 873
Level 1, Suites 9-11, 40 Burgundy Street, Heidelberg, Victoria, 3084
P.O. Box 706, Heidelberg, Victoria, 3084
Phone: (03) 8414 6700 Fax: (03) 8414 6750
Email: info@wpaust.com.au

Coroneos Family Superannuation Fund
2/25 Hanby Street
BRIGHTON VIC 3186

Tax Invoice
015589
Client Ref: COR03A
28 February, 2023

Description	Amount
To our professional Fees and Charges in attending to the following:	
To the preparation of the Annual Company Statement for Lenbridge Quest Pty Ltd, including Resolution of Solvency as required by the Australian Securities and Investments Commission.	
To work carried out up to February 2023, being the finalisation of accounts for the Superannuation Fund in conformity with the requirements of the Australian Taxation Office, to the preparation of the Superannuation Fund Income Tax Return including necessary Minutes etc for the year ended 30 June, 2022.	
To attending to the Audit of the Superannuation Fund for the year ended 30 June, 2022, in accordance with the regulations as laid down by the Australian Taxation Office.	2,580.00
GST	258.00
Terms: 30 Days	Date Due: 30 March, 2023
	Amount Due: \$ 2,838.00

*Liability limited by a scheme approved under Professional Standards Legislation.
Please detach the portion below and forward with your payment*

Coroneos Family Superannuation Fund

Remittance Advice

**WE NOW HAVE CREDIT
CARD FACILITIES**

Invoice: 015589
Client Ref: COR03A
28 February, 2023
Amount Due: \$ 2,838.00

Credit Card: Mastercard/Visa (please circle)

Name on Card: _____ Exp ____ / ____

Card Number:

Signature: _____

For Direct Deposit:
BSB: 063 - 163
Account No. 10565948
When making a direct deposit please quote your 'Client Ref' as your reference.

If paying by cheque:
Please make cheque payable to Walker Partners (Aust) Pty Ltd

Date 11/07/2023

Reference H101340

LENBRIDGE QUEST PTY LTD ATF CORONEOS FAMILY SUPERANNUATION FUND
C/- HEWISON PRIVATE WEALTH
LEVEL 8, 417 ST KILDA ROAD
MELBOURNE VIC 3004

Dear Sir/Madam,

Annual Statement year ending 30 June 2023:

Borrower	Principal	End Date	Interest
JOHNSON VIEW DEVELOPMENT PTY LTD	\$75,000.00		\$123.29

Total Net Interest For Period: \$123.29

Principal at End of Period: \$75,000.00

IMPORTANT - PLEASE RETAIN FOR TAXATION PURPOSES

Coroneos Family Superannuation Fund
 Level 8 417 St Kilda Road
 MELBOURNE VIC. 3004
 AUSTRALIA

Investor Name
 Coroneos Family Superannuation Fund

Investor Number
 17294471

Date
 31 July 2023

CONSOLIDATED ANNUAL TAXATION STATEMENT

For the year ended 30th June 2023 - Balmain Discrete Mortgage Income Trusts

Please retain this statement for Income Tax purposes

Part A - Tax return information

Income	Tax Return label	Amount (\$)
Non-primary production income	13U	5,348.69
Franking distributions from trusts	13C	0.00
Other deductions relating to distributions	13Y	0.00
Franking credits	13Q	0.00
Credit for TFN amounts withheld	13R	0.00
Total current year capital gains	18H	0.00
Net capital gain	18A	0.00
Assessable foreign source income	20E	0.00
Other net foreign source income	20M	0.00

Part A information is relevant for investors completing the tax return for individuals (refer to 'Supplementary Section of the Tax Return').

Part B - Capital gains Additional information for Question 18

	Cash Distribution (\$)	Tax Paid or Tax Offsets (\$)	Taxable Amount (\$)
Capital gains - discounted method - TARP	0.00		0.00
Capital gains - discounted method - Non-TARP	0.00	0.00	0.00
Capital gains - indexation method - TARP	0.00		0.00
Capital gains - indexation method - Non-TARP	0.00	0.00	0.00
Capital gains - other method - TARP	0.00		0.00
Capital gains - other method - Non-TARP	0.00	0.00	0.00
Total current year capital gains			0.00

CONTACT US

Enquiries: 02 9232 8888

Web: www.balmainprivate.com.au

Page 1 of 3

Post Balmain Funds GPO Box 4968, Sydney NSW 2001 Australia Fax 02 9251 3525 Email info@balmainprivate.com.au
 Balmain Fund Administration Limited ABN 98 134 525 504 AFSL Number 333 213
 Balmain Discrete Mortgage Income Trusts ARSN 155 909 176

Part C - Components of distribution

	Cash Distribution (\$)	Tax Paid or Tax Offsets (\$)	Taxable Income (\$)
Australian income			
Dividends- franked	0.00	0.00	0.00
Dividends- unfranked	0.00		0.00
Dividends- CFI	0.00		0.00
Interest ¹	5,348.69		5,348.69
Other income ²	0.00		0.00
Less other allowable trust deductions	0.00		0.00
Non-primary production income	5,348.69	0.00	5,348.69
Capital gains (CGT) ³			
Discounted Capital Gains – TARP ⁴	0.00		0.00
Discounted Capital Gains - Non-TARP ⁴	0.00		0.00
Foreign discounted capital gain	0.00	0.00	0.00
CGT concession amount – TARP ⁵	0.00		0.00
CGT concession amount - Non-TARP ⁵	0.00		0.00
Capital gains indexation method - TARP	0.00		0.00
Capital gains indexation method - Non-TARP	0.00		0.00
Foreign Indexed Capital Gain	0.00	0.00	0.00
Capital gains other method – TARP	0.00		0.00
Capital gains other method - Non-TARP ⁶	0.00		0.00
Foreign Other Capital Gain	0.00	0.00	0.00
Distributed capital gain	0.00	0.00	
Net capital gain			0.00
Foreign income			
Interest income	0.00	0.00	0.00
Modified passive income	0.00	0.00	0.00
Other assessable foreign income	0.00	0.00	0.00
Assessable foreign income	0.00	0.00	0.00
Other non-assessable amounts			
Tax-exempted amounts	0.00		
Tax-free amounts	0.00		
Tax deferred amounts ⁷	0.00		
Gross distribution	5,348.69		
Other deductions from distribution			
Less: Withholding Tax ⁸	0.00		
Other expenses	0.00		
Net distribution	5,348.69		

30 \$ 563.01
 Received on 17/07/2023

This information has been prepared for Australian resident individual taxpayers to assist you with the completion of your 2022/2023 tax return. Australian tax laws are complex. You should seek your own tax advice if you have any doubts regarding your tax position.

About Part A - Tax return information

Part A is a summary of the distribution components from your investments that are relevant for the completion of your 2023 tax return.

You can copy the amounts from Part A of this tax statement to your corresponding labels of the Tax Return (Supplementary Section) 2023.

About Part B - Capital gains tax information

Part B are the components of a distribution which you may need to know to work out your net capital gain or loss and specifically provides the CGT concession amount. It also includes tax-deferred amounts, required to adjust the cost base and reduced cost base of your units.

About Part C - Components of distribution

Part C provides a detailed breakdown of the distributions you have received during the financial year.

Notes*

1. Interest relates to amounts earned on cash or fixed interest securities held in Australia.
2. Other income is any other income from Australian sources (excluding capital gains) that is taxable. This included rental income from direct or indirect property investments.
3. All capital gains arise from 'Non-Taxable Australian Real Property' ('NTARP') assets. If you are a resident of Australia for tax purposes the distinction between NTARP and 'Taxable Australian Real Property' ('TARP') gains is irrelevant. If you are not a resident of Australia for tax purposes, this distinction affects the amount of withholding tax deducted from your distribution. No withholding tax has been deducted from NTARP capital gains.
4. Discounted capital gains are gains on the disposal of investments that have been held for at least 12 months. The gain has been reduced by 50 percent as a result of the CGT discount available to trusts.
5. CGT concession amount relates to amounts referred to in subsection 104-71 (4) of the ITAA 1997. It comprises the non-assessable CGT discount amount and amounts referable to certain capital gains reduced by capital losses.
6. Capital gains other method are gains on the disposal of investments disposed of within 12 months of acquisition. No adjustment is available for inflation or the 50 percent discount.
7. Tax deferred amounts are not usually assessable for income tax purposes and are therefore not included in your tax return. Details of tax deferred amounts received should be retained for capital gains tax purposes as you will need to reduce the cost base, or reduced cost base, of your units. If the aggregate of tax deferred amounts received exceeds your cost base, or reduced cost base, then a capital gain equal to the excess should be included in your assessable income.
8. Withholding tax is the amount that has been deducted from your distribution because you have not provided us with your Tax File Number or Australian Business Number or you are a non-resident for tax purposes.

Investor Activity Statement

Investor Account 815895

Page 1 of 2
Statement Print Date 17 July 2023
Statement Period 1 July 2022 - 30 June 2023
TFN - Held
BPAY® Reference No. 8158958

Coroneos Family Superannuation Fund
clientservices@hewison.com.au

La Trobe Australian Credit Fund Investment Account Summary - June 2023

Investor: Lenbridge Quest Pty Ltd ATF Coroneos Family Superannuation Fund

Opening Balance 1 July 2022	\$	100,000.00
New Investments	\$	0.00
Redemptions	\$	0.00
Fees	\$	0.00
Closing Balance 30 June 2023	\$	100,000.00

Investment Account Breakdown	Holdings (\$)	Current Variable Rate p.a.*	Interest paid this period (\$)	Interest paid to date this Financial Year (\$)
Classic Notice Account	0.00	4.70%	0.00	0.00
90 Day Notice Account	0.00	5.00%	0.00	0.00
6 Month Notice Account	0.00	5.25%	0.00	0.00
12 Month Term Account	0.00	6.00%	0.00	0.00
2 Year Account	0.00	6.10%	0.00	0.00
4 Year Account	0.00	7.50%	0.00	0.00
Select Peer-to-Peer (P2P) Accounts	100,000.00	7.09%	7,080.27	7,080.27
	100,000.00			
Interest paid this period (net)			7,080.27	7,080.27

Interest has been deposited to your bank account 182512 XXXXXXXXX as instructed.

Investing with La Trobe Financial

Investing is made easier with **La Trobe Direct** - Australia's leading online investment portal. You can view, transact and update your account details by registering for La Trobe Direct at <http://www.latrobedirect.com> (desktop) or via your mobile device at the **App Store** (Apple) or **Play Store** (Android).

To invest via **BPAY** see the final page of this document for Biller Codes & the top of this document for your reference number.

To invest via **electronic transfer** use **BSB 062 986** and the account number of your chosen investment:

■ Classic Notice Account: 815 895 016	■ 6 Month Notice Account: 815 895 123	■ 2 Year Account: 815 895 131
■ 90 Day Notice Account: 815 895 115	■ 12 Month Term Account: 815 895 040	■ 4 Year Account: 815 895 107

Fund Update

La Trobe Financial reviews and determines the investment returns of its portfolio accounts monthly. As at 1 July 2023, the following increased variable rates of return will apply:

Account	Change	Current Variable Rate	Account	Change	Current Variable Rate
■ Classic Notice Account	0.25%	4.95%*p.a.	■ 12 Month Term Account	0.25%	6.25%*p.a.
■ 90 Day Notice Account	0.25%	5.25%*p.a.	■ 2 Year Account	0.25%	6.35%*p.a.
■ 6 Month Notice Account	0.25%	5.50%*p.a.	■ 4 Year Account	0.50%	8.00%*p.a.

Please call our investment team on 1800 818 818 if you have any questions about any of our products.



Investor Activity Statement

Investor Account 815895

Page 2 of 2
Statement Print Date 17 July 2023
Statement Period **1 July 2022 - 30 June 2023**
TFN - Held
BPAY® Reference No. 8158958

Coroneos Family Superannuation Fund
clientservices@hewison.com.au

Investment Transaction Summary

Select Peer-to-Peer (P2P) Accounts	Maturity Date	Interest Due Date	Interest Frequency	Interest Rate (p.a.)	Amount Due (\$)	Amount Paid (\$)	Date Paid	Payment Description	Investment at Interest Date (\$)
Opening Balance									100,000.00
JPUT Holdings Pty Ltd IOR & ATF JJ	11 Mar 2023	13 Jun 2022	M	7.09%	38.85	38.85	12 Jul 2022	R	100,000.00
		11 Jul 2022		7.09%	543.89	543.89	12 Jul 2022	F	100,000.00
		11 Aug 2022		7.09%	590.82	590.82	12 Aug 2022	F	100,000.00
		15 Aug 2022		7.09%	77.70	77.70	13 Sep 2022	R	100,000.00
		11 Sep 2022		7.09%	524.47	524.47	13 Sep 2022	F	100,000.00
		11 Oct 2022		7.09%	590.83	590.83	12 Oct 2022	F	100,000.00
		03 Nov 2022		7.09%	446.76	446.76	14 Nov 2022	R	100,000.00
		11 Nov 2022		7.09%	155.40	155.40	14 Nov 2022	F	100,000.00
		11 Dec 2022		7.09%	590.83	590.83	13 Dec 2022	F	100,000.00
		13 Dec 2022		7.09%	38.85	38.85	12 Jan 2023	R	100,000.00
		11 Jan 2023		7.09%	563.32	563.32	12 Jan 2023	F	100,000.00
		13 Jan 2023		7.09%	38.85	38.85	13 Feb 2023	R	100,000.00
		11 Feb 2023		7.09%	563.32	563.32	16 Feb 2023	F	100,000.00
		03 Mar 2023		7.09%	388.49	388.49	10 Mar 2023	R	100,000.00
		11 Mar 2023		7.09%	155.40	155.40	13 Mar 2023	F	100,000.00
		11 Apr 2023		7.09%	590.83	590.83	12 Apr 2023	F	100,000.00
		11 May 2023		7.09%	590.83	590.83	12 May 2023	F	100,000.00
		11 Jun 2023		7.09%	590.83	590.83	12 Jun 2023	F	100,000.00
Closing Balance									100,000.00
New Select Peer-to-Peer (P2P) Investments:					\$0.00				
Repaid Select Peer-to-Peer (P2P) Investments:									\$0.00

Interest Frequency M=Monthly Q=Quarterly H=Half-yearly Y=Yearly
Payment Description F=Full P=Part L=Late Payment Fee E=Early Repayment Fee R=Repaid N=New



Investor Account Information

Interest

Select Investment Account

Interest payable in respect to the Select Investment Account is generally due to be paid by the borrower monthly (but may vary as detailed in the relevant Supplementary Product Disclosure Statement), commencing one month after the settlement date of each selected investment. Once the borrower has made the payment required under the loan, the payment has to be cleared and this may take up to five (5) business days. Interest distributions are paid to your nominated account.

Other Investment Accounts

Interest on your funds invested in these Accounts is calculated on the daily balance held by you and is paid monthly within fourteen (14) days after the end of each month to your nominated account.

What happens if the borrower is late making payments?

Borrowers are required to make payment on time and are encouraged to do so. If they do not meet this requirement, they may be required to pay interest at a higher rate.

Select Investment Account

We will write to you in relation to each investment if arrears occur. With the Select Investment Account, the investment return cannot be paid to you unless the borrower has made their interest repayment, consequently this has a higher level of investment risk than the pooled investment offerings. If the borrower makes a repayment late, you may be entitled to receive half of any late payment fee collected. This is not offered to our pooled investment account investors.

Other Investment Accounts

Repayment arrears on any one loan will have an effect on, but will not cause the cessation of, your monthly interest payment. You will therefore still receive monthly interest payments fourteen (14) days after the end of the month. Rates of return are variable and determined monthly.

Lodging new investment funds

You can lodge new investment funds using any of the following methods: Direct Debit, BPay*, credit card, electronic funds transfer (EFT – available through internet banking) or by cheque. Your unique BPay* reference and EFT details are noted on the front of this statement under "Account Details". All cheques should be made payable to La Trobe Financial Asset Management Limited. Please see the latest Product Disclosure Statement or visit our website www.latrobefinancial.com for further details.



Biller Code – Classic Notice Account:	727339
Biller Code – 90 Day Notice Account:	121277
Biller Code – 6 Month Notice Account:	335828
Biller Code – 12 Month Term Account:	625210
Biller Code – 2 Year Account:	335810
Biller Code – 4 Year Account:	101360

Telephone & Internet Banking – BPAY*

Contact your bank or financial institution to make this payment from your cheque, savings, debit, credit card or transaction account. More info: www.bpay.com.au

Your BPAY* reference is noted on the front of this statement.

Mistakes

If you identify a mistake in this statement please contact us immediately. If we have incorrectly credited your account, we reserve our rights to recover the credit from you to the extent there was a mistake. La Trobe Financial will have no liability arising from such mistake.

*The rates of return on your investment are current at the date of this statement. The rates of return are reviewed and determined monthly and may increase or decrease each month. The rate of return applicable for any given month is paid at the start of the following month. The rates of return are not guaranteed and are determined by the future revenue of the Credit Fund and may be lower than expected.

Withdrawal of your investment

Withdrawal rights are subject to liquidity and may be delayed or suspended.

Select Investment Account

Withdrawals from this account can only be made upon maturity of the selected mortgage. Your selected mortgage investment can only be redeemed upon repayment of the loan by the borrower. Withdrawal delays therefore may occur where an individual mortgage is not repaid on the expiry date or a renewal of the loan is not completed.

Classic Notice Account

Your funds are generally available on giving two (2) business days written notice and will be paid into your linked nominated account.*

90 Day Notice Account

Your funds are generally available on giving ninety (90) days written notice and will be paid into your nominated account.*

6 Month Notice Account

Your funds are generally available on giving one hundred and eighty (180) days written notice and will be paid into your nominated account.*

12 Month Term Account

If you want to withdraw funds at the expiry of the minimum period of twelve (12) months, you must forward a written withdrawal request at least thirty (30) days prior to the expiry date.

2 Year Account

If you want to withdraw funds at the expiry of the minimum period of twenty-four (24) months, you must forward a written withdrawal request at least sixty (60) days prior to the expiry date.

4 Year Account

If you want to withdraw funds at the expiry of the minimum period of forty eight (48) months, you must forward a written withdrawal request at least three (3) months prior to the expiry date.

Privacy

We comply with the Privacy Act in handling your personal information. A copy of La Trobe Financial's Privacy Policy is available at www.latrobefinancial.com.au/privacy-policy or upon request.

Complaints

If you have a complaint you can contact our Customer Resolution Team by:

Phone: 13 80 10
Email: customerresolution@latrobefinancial.com.au
Mail: La Trobe Financial
GPO Box 2289, Melbourne, Victoria 3001 Australia

You also have the right to make a complaint to La Trobe Financial's external dispute resolution body, the Australian Financial Complaints Authority (AFCA).

You may lodge a complaint with AFCA through the following channels:

Online: www.afca.org.au
Email: info@afca.org.au
Phone: 1800 931 678 (free call)
Mail: Australian Financial Complaints Authority
GPO Box 3, Melbourne, VIC 3001

More information?

For more information about the Fund call us on **1800 818 818**, or visit our website www.latrobefinancial.com.

The most common questions investors have, and our corresponding responses, can be found in the Product Disclosure Statement under the heading 'Frequently Asked Questions'.

An investment in the Credit Fund is not a bank deposit, and investors risk losing some or all of their principal investment. Past performance is not a reliable indicator of future performance. **Withdrawal rights are subject to liquidity and may be delayed or suspended.**

*We however have 12 months under the Fund's Constitution to honour your withdrawal request.

* Registered to BPay Pty Ltd ABN 69 079 137 518



OAKCAPITAL

HEAD OFFICE

(03) 9621 1399
investors@oakcapital.com.au

Level 11, Rialto North Tower
525 Collins Street
Melbourne VIC 3000

PO Box 321, Collins Street West
Melbourne VIC 8007

oakcapital.com.au

Monday, 3 July 2023

Lenbridge Quest Pty Ltd ATF Coroneos Family Superannuation Fund
C/- Hewison Private Wealth
Level 8/417 St Kilda Road
Melbourne VIC 3004

Annual Taxation Statement - 30 June 2023

Please see below a summary of interest received from your investments with Oak Capital Mortgage Fund for the financial year ended 30 June 2023.

Investor: Lenbridge Quest Pty Ltd ATF Coroneos Family Superannuation Fund
Investor Number: RG1108
TFN: Provided

Loan Number	Loan Name	Original Investment Amount (\$)	Investment as at 30 June 2023 (\$)	Total Interest Paid YTD (\$)
OAK2202241	KJ Civil Works Pty Ltd	\$50,000.00	\$0.00	\$1,694.98
OAK2203161	CDM Australasia Limited	\$50,000.00	\$50,000.00	\$2,824.98
OAK2305001	Gerowa Pty Ltd	\$50,000.00	\$50,000.00	\$932.61
Total Principal Invested as at 30 June 2023		\$100,000.00		
Total Principal Pending as at 30 June 2023		\$0.00		
Total Interest Paid 01 July 2022 to 30 June 2023		\$5,452.57		

Kind regards,
Troy Stratton
Chief Investment Officer
Oak Capital Mortgage Fund



Level 5, 225 Lonsdale Street
Dandenong VIC 3175
T 03 9213 5700
F 1300 886 662
team@rmbL.com.au

PO BOX 93
Dandenong VIC 3175
DX 17520 Dandenong
rmbL.com.au

ABN 19 004 493 789
ACN 004 493 789
ARSN 091 248 289
AFS Licence No. 223246

Lenbridge Quest Pty Ltd ATF Coroneos Family
Superannuation Fund
C/- Hewison Private Wealth EMAIL ALL
CORRESPONDENCE

Deposit ID: 394383
Investor(s): Lenbridge Quest Pty Ltd ATF
Coroneos Family Superannuation
Fund

ANNUAL STATEMENT FOR PERIOD 1 July 2022 - 30 June 2023

OPENING BALANCE

\$100,000.00

CLOSING BALANCE

\$100,000.00

ALLOCATION OF FUNDS AS AT 30 June 2023

Trust Account Balance:	\$0.00
Allocated to Loans:	\$100,000.00

FUND MOVEMENTS FOR THE PERIOD 1 July 2022 - 30 June 2023

Deposits:	\$0.00
Interest Reinvested:	\$0.00
Redemptions:	\$0.00

INTEREST PAID FOR THE PERIOD 1 July 2022 - 30 June 2023

Mortgage Investments:	\$7,450.29
Trust Account:	\$0.00
Total Interest:	\$7,450.29
Withholding Tax:	\$0.00
Fees Paid by Investor During Period:	\$0

Fees deducted directly from your account: \$0

This amount has been deducted directly from your account (reflected in the transactions listed on this statement).

Fees and costs deducted from your investment: \$0

This approximate amount has been deducted from your investment and covers amounts that have reduced the return on your investment and that are not reflected as transactions listed on this statement or in the Additional explanation of fees and costs.

TOTAL FEES AND COSTS YOU PAID: \$0

This approximate amount includes all the fees and costs that affected your investment during the period.

Additional explanation of fees and costs

As disclosed in Section 11 the PDS dated 1 February 2023, we charge NO fees and recover NO costs from Investors of the Fund in our capacity as responsible entity of the Fund. The payment of the procurement fee by the Borrowers does not reduce the rate of return that you receive on your funds invested - the Investor interest rate matches the interest rate paid by the Borrower each month under the terms of the loan facility.

You can access a copy of the PDS at www.rmbL.com.au/Invest

Our Complaints Procedure

You can find details of our Complaints Procedure on our website at www.rmbL.com.au/complaints. You can make a complaint via our website, over the phone on (03) 9213 5700, in person at our office located at Level 5, 225 Lonsdale Street, Dandenong or via email at team@rmbL.com.au

LENBRIDGE QUEST PTY LTD
 <CORONEOS FAMILY S/F A/C>
 C/- HEWISON PRIVATE WEALTH
 LEVEL 8 417 ST KILDA ROAD
 MELBOURNE VIC 3004

Charter Hall Direct Long WALE Fund

Investor Number: 0012206569
Investor Name: LENBRIDGE QUEST PTY LTD
 <CORONEOS FAMILY S/F A/C>

Attribution Managed investment Trust Member Annual Statement for the year ended 30 June 2023

This statement assumes that you are an Australian resident individual unitholder. We recommend that if this is not applicable, or your situation is unusual or complex, that you seek professional advice.

SC00126558040

Summary of 2023 Tax Return (supplementary section) Items

Tax Return (supplementary section)	Amount (\$) ¹	Tax Return Label
Share of non-primary production (NPP) income	0.00	13U
NPP income - Franked distributions from trusts	0.00	13C
Other deductions relating to NPP distributions	0.00	13Y
Share of franking credit from franked dividends	0.00	13Q
Share of credit for TFN amounts withheld	0.00	13R
Share of credit for non-resident withholding amounts withheld	0.00	13A
Total current year capital gains	0.00	18H
Net capital gain	0.00	18A
Assessable foreign source income	0.00	20E
Other net foreign source income	0.00	20M
Foreign income tax offsets	0.00	20O
Australian Franking Credit from New Zealand Franking Company	0.00	20F

Please see reverse for detailed components of the distribution.

Components of Distribution

	Cash Distribution (\$)	Tax Paid/Offsets (\$) (E)	Attribution Amount (\$)
Australian Income			
Dividends – Unfranked	0.00		0.00
Conduit Foreign Income	0.00		0.00
Interest	0.00		0.00
Other Income	0.00		0.00
Clean Building	0.00		0.00
NCMI – Non primary production	0.00		0.00
Excluded from NCMI – Non primary production	0.00		0.00
Non-Primary Production Income (A)	0.00		0.00
Dividends: Franked amount (Franked Dist) (X)	0.00	0.00	0.00
Capital Gains			
Discounted capital gain (TAP)	0.00	0.00	0.00
Discounted capital gain (NTAP)	0.00	0.00	0.00
Capital gains – Other method (TAP)	0.00	0.00	0.00
Capital gains – Other method (NTAP)	0.00	0.00	0.00
NCMI capital gains	0.00		
Excluded from NCMI capital gains	0.00		
Net Capital Gain	0.00	0.00	0.00
AMIT CGT Gross up amount			0.00
Other capital gains distribution	0.00		
Total current year capital gains (C)	0.00		0.00
Foreign Income			
Assessable foreign source income	0.00	0.00	0.00
Australian Franking Credit from NZ Company		0.00	0.00
Total foreign income (D)	0.00	0.00	
Cash Distribution Sub Total (A+X+C+D)	0.00		
Other Non-Assessable Amounts			
Net exempted amounts	0.00		
Non-assessable non-exempt amounts (F)	0.00		
Other non-attributable amounts	1,843.18		
Gross Cash Distribution (G)	1,843.18		
Attribution Managed Investment Trust (AMIT) cost base adjustments			
AMIT cost base net amount – excess (decrease)	1,843.18		
AMIT cost base net amount – shortfall (increase)	0.00		
Other amounts deducted from trust distributions			
Less: TFN amounts withheld	0.00		
Less: Non-resident withholding tax	0.00		
Less: Other expenses	0.00		
Net Cash Distribution	1,843.18		

SD \$245.89

Received on 17/07/2023

Notes:

- All amounts are in Australian dollars and withholding tax has been deducted where applicable. Charter Hall has prepared a Tax Guide to assist you in completing your 2023 Tax return. This guide can be found at www.charterhall.com.au/taxatlonguide.

PLEASE RETAIN THIS STATEMENT FOR INCOME TAX PURPOSES

27 September 2023

Lenbridge Quest Pty Ltd
<Coroneos Family Superannuation Fund>
C/- Hewison Private Wealth
Level 8 417 St Kilda Road
MELBOURNE VIC 3004

Dear Mr C. & Mrs D. Coroneos,

**2023 Tax Return Information Statement
Private Property Trust No.20 | Essential Services Trust No. 20**

Enclosed is your 2023 Tax Return Information Statement relating to your investment in the Private Property Trust No.20 also known as Essential Services Trust No. 20 (ABN 16 565 978 028). Please retain the enclosed 2023 Tax Return Information Statement for income tax purposes.

This statement has been prepared on the basis that, as an investor, you are an Australian resident for income tax purposes.

This statement also serves as proof of the unitholding in the above Trust as at 30 June 2023 for audit purposes.

The enclosed 2023 Tax Return Information Statement shows the various components of the distribution paid to you in the above syndicate for the financial year ended 30 June 2023.

Relevant tax return disclosures are outlined in Part A. Part B contains a summary of the capital gains tax information and Part C shows a breakdown of the distribution components.

This statement is based on the income tax return for the Syndicate prepared by our tax advisers.

Please contact your financial adviser or accountant regarding any personal taxation matters. You must keep this information for future capital gains tax purposes.

Fawkner Property Ltd reserves the right to correct any errors and make any amendments to information set out in the statement as a result of changes to the tax return of the Syndicate.

If you have a general enquiry about the investment you hold with Fawkner Property Ltd, please email info@fawknerproperty.com.au or contact the Investor Relations Team on (03) 9856 4577.

Regards,



Christopher Garnaut
Director

VALUE OF INVESTMENTS AS AT 30 JUNE 2023

Trust Name	Private Property Trust No.20
Fawkner Property Client Code	28532
Unit Holder	Lenbridge Quest Pty Ltd <Coroneos Family Superannuation Fund>
Units Held as at 30 June 2023	50,000
June 2023 NTA (dollars per unit)	\$0.98

PART A – SUMMARY OF TAX RETURN DISCLOSURES

Tax Return (Supplementary Section)	Amount (\$)	Tax Return Label			
		Individual	SMSF	Trust	Company
Non-primary production income	\$0.00	13U	11M	8R	6E
Share of credit for TFN amounts withheld	\$0.00	13R	H3	8E	H4
Net capital gain*	\$0.00	18A	11A	21A	7A
Total current year capital gains	\$0.00	18H	-	-	-

*Net capital gain has been calculated on the basis that you are a resident individual taxpayer eligible for a CGT discount of 50%.

PART B - CAPITAL GAIN TAX INFORMATION – ADDITIONAL INFORMATION FOR ITEM 18

	Amount (\$)
Capital gains – discount method (gross amount)*	\$0.00
Capital gains – other method	\$0.00
Total current year capital gains	\$0.00

*If you are a complying Superannuation Fund, you are eligible for a CGT discount of one-third.
If you are a company, you are not eligible for the CGT discount.

PART C – COMPONENTS OF DISTRIBUTION

	CASH DISTRIBUTION	TAX PAID/OFFSET	TAXABLE AMOUNT
AUSTRALIAN INCOME			
Interest	\$0.00	\$0.00	\$0.00
Other income	\$0.00	\$0.00	\$0.00
Non-primary production income	\$0.00	\$0.00	\$0.00
CAPITAL GAINS			
Capital gains – discount method*	\$0.00	\$0.00	\$0.00
Capital gains – other method	\$0.00	\$0.00	\$0.00
Net capital gains	\$0.00	\$0.00	\$0.00
*Where there is a distribution of a discountable capital gain, only the discounted capital gain has been distributed to you and the balance has been reinvested on your behalf in accordance with the Constitution.			
OTHER NON-ASSESSABLE AMOUNTS			
Tax-deferred amounts	\$2,979.13	\$0.00	\$0.00
Prior year UPE*	\$0.00	\$0.00	\$0.00
Gross cash distribution	\$2,979.13	\$0.00	\$0.00
*This amount has been included in assessable income in prior years.			
LESS OTHER DEDUCTIONS FROM DISTRIBUTION			
TFN amounts withheld	\$0.00	\$0.00	\$0.00
Net cash distribution	\$2,979.13	\$0.00	\$0.00

Please retain this statement for income tax purposes. This statement is evidence of your unitholding as at 30 June 2023.

Fawkner Property Ltd reserves the right to correct any errors and make any amendments to information set out in the statement as a result of changes to the tax return of the Syndicate.

SD \$ 270.83
Received on 21/07/2023



MAGELLAN
ASSET MANAGEMENT LIMITED

All Registry communications to:
Link Market Services Limited
Locked Bag A14
Sydney South NSW 1235 Australia
Telephone : +61 1800 206 847
Security Code: MICH
Email: magellan@linkmarketservices.com.au
Website: www.linkmarketservices.com.au

Magellan Infrastructure Fund (Currency Hedged) (Managed Fund)
ABN 31 120 593 946 AFSL 304301



022 002234

LENBRIDGE QUEST PTY LTD
<CORONEOS FAMILY SUPER A/C>
C/- HEWISON PRIVATE WEALTH
LEVEL 8 417 ST KILDA ROAD
MELBOURNE VIC 3004

Statement Date: 21 July 2023
Reference No.: X*****9012

Magellan Infrastructure Fund (Currency Hedged) (Managed Fund)
Attribution Managed Investment Trust Member Annual Statement
for the year ended 30 June 2023



Part B: Summary of 2023 tax return (supplementary section) items for a resident individual

Item	Amount	Tax return label
Share of net income from trusts, less net capital gains, foreign income and franked distributions	\$0.00	13U
Franked distribution from trusts	\$0.00	13C
Share of franking credits from franked dividends	\$0.00	13Q
Share of credit for tax file number amounts withheld from interest, dividends and unit trust distributions	\$0.00	13R
Share of credit for foreign resident withholding amounts (excluding capital gains)	\$0.00	13A
Net capital gain	\$0.00	18A
Total current year capital gains	\$0.00	18H
CFC Income	\$0.00	19K
Assessable foreign source income	\$0.00	20E
Other net foreign source income	\$0.00	20M
Australian franking credits from a New Zealand franking company	\$0.00	20F
Foreign income tax offset *	\$0.00	20O

*To work out your foreign income tax offset (FITO) entitlement, see **20 Foreign source income and foreign assets or property** or the Guide to foreign tax offset rules 2023.

Capital gains tax information - Additional information for item 18

	Amount	
Capital gains - Discounted method	\$0.00	(gross amount)
Capital gains - Other method	\$0.00	
Total current year capital gains	\$0.00	

SD - \$566.94

Received on 21/07/2023

Part C: Components of attribution	Cash distributions	Tax paid or franking credit gross up	Attributable amount
Australian Income			
Interest (subject to non - resident withholding tax)			\$0.00
Interest (not subject to non - resident withholding tax)			\$0.00
Dividends - unfranked amount declared to be CFI			\$0.00
Dividends - unfranked amount not declared to be CFI			\$0.00
Other assessable Australian income (Other)			\$0.00
Other assessable Australian income (NCMI)			\$0.00
Other assessable Australian income (Excluded from NCMI)			\$0.00
Other assessable Australian income (CBMI)			\$0.00
Non-primary production income			\$0.00
Dividends - Franked amount (Franked distributions)		\$0.00	\$0.00
Capital Gains			
Capital gains – Discounted method TAP (Other)			\$0.00
Capital gains – Discounted method TAP (NCMI)			\$0.00
Capital gains – Discounted method TAP (Excluded from NCMI)			\$0.00
Capital gains – Discounted method TAP (CBMI)			\$0.00
Capital gains - Discounted method NTAP			\$0.00
Taxable foreign capital gains - Discounted method	\$0.00		\$0.00
Capital gains – Other method TAP (Other)			\$0.00
Capital gains – Other method TAP (NCMI)			\$0.00
Capital gains – Other method TAP (Excluded from NCMI)			\$0.00
Capital gains – Other method TAP (CBMI)			\$0.00
Capital gains - Other method NTAP			\$0.00
Taxable foreign capital gains - Other method		\$0.00	\$0.00
Net capital gains		\$0.00	\$0.00
AMIT CGT gross up amount			\$0.00
Other capital gains distribution			\$0.00
Total current year capital gains		\$0.00	\$0.00
Foreign Income			
Other net foreign source income		\$0.00	\$0.00
Assessable foreign source income		\$0.00	\$0.00
Australian franking credit from a New Zealand franking company		\$0.00	\$0.00
CFC income			\$0.00
Total foreign income		\$0.00	\$0.00
			Amount
Non-assessable Amounts			
Net exempt income			\$0.00
Non-assessable non-exempt amount			\$0.00
Other non-attributable amounts			\$1,129.03
Total Non-Assessable amounts			\$1,129.03
Gross Cash Distribution	\$1,129.03		
Less: TFN amounts withheld	\$0.00		
Less: Non-resident tax withheld on interest and dividends	\$0.00		
Less: Non-resident tax withheld on fund payments	\$0.00		
Net Cash Distribution	\$1,129.03		
			Amount
Part D: Tax offsets			
Franking credit tax offset from Australian resident companies			\$0.00
Foreign income tax offset - Other net foreign source income			\$0.00
Foreign income tax offset - Taxable foreign capital gains - Discounted method			\$0.00
Foreign income tax offset - Taxable foreign capital gains - Other method			\$0.00
Australian franking credit from a New Zealand franking company			\$0.00
Total tax offsets			\$0.00
			Amount
Part E: Attributed Managed Investment Trust ('AMIT') cost base adjustments			
AMIT cost base net amount - excess (decrease cost base)			\$1,129.03
AMIT cost base net amount - shortfall (increase cost base)			\$0.00

This statement contains important information. Please retain it for taxation purposes as a charge may be levied for replacement. To view or change your Unitholder details, please visit our investor website at www.linkmarketservices.com.au

Fund payment summary information for the period ended 30 June 2023

The Fund is an Attribution Managed Investment Trust ("AMIT") for the income year ended 30 June 2023. The fund payment information below is provided solely for the purposes of determining MIT non-resident withholding tax under the Taxation Administration Act 1953 and should not be used for any other purpose.

Fund payment breakdown	DPU
MIT fund payment (exclusive of NCMI and Excluded NCMI)	0.000000
Non-concessional MIT income (NCMI)	0.000000
Excluded non-concessional MIT income (Excluded NCMI)	0.000000
Total fund payment	0.000000

Under FATCA and CRS rules, we are required to collect certain information about each securityholder's tax residency and tax classification. Please ensure you are self-certified with our share registry, Link Market Services Limited, please check online at www.linkmarketservices.com.au.



Metrics Master Income Trust | ARSN 620 465 090

 Responsible Entity: The Trust Company (RE Services) Limited | ABN 45 003 278 831 | AFSL 235 150
 Investment Manager: Metrics Credit Partners Pty Ltd | ABN 27 150 646 996 | AFSL 416 146

 GPO Box 5193, Sydney NSW 2001
 1300 816 157 (within Australia)
 +612 8072 1417 (international)
 metrics@automicgroup.com.au
 www.automicgroup.com.au

022 003174 MXT


 LENBRIDGE QUEST PTY LTD
 <CORONEOS FAMILY SUPER A/C>
 C/- HEWISON PRIVATE WEALTH
 LEVEL 8 417 ST KILDA ROAD
 MELBOURNE VIC 3004

2023 Tax Statement

 Attribution Managed Investment Trust (AMIT)
 Member Annual Statement (AMMA Statement)

Your details (Part A)

Holder Number

X****249012

Summary of Key Information

 Date: 17-Jul-2023
 Year Ended: 30-Jun-2023
 TFN/ABN Status: Quoted
 ASX Code: MXT

Dear Unitholder,

This AMMA Statement has been prepared to assist you with completion of your Australian Income Tax Return for the year ended 30 June 2023. Please retain this statement for taxation purposes.

Please note that if any of your details displayed above are incorrect, please log in to your investor portal account and update your details online or contact our registry.

Distributions Paid for the 2023 tax year

Description	Gross Distribution	Tax Withheld	Net Distribution
Distribution – period end 31 July 2022	\$191.91	\$0.00	\$191.91
Distribution – period end 31 August 2022	\$244.85	\$0.00	\$244.85
Distribution – period end 30 September 2022	\$231.62	\$0.00	\$231.62
Distribution – period end 31 October 2022	\$277.94	\$0.00	\$277.94
Distribution – period end 30 November 2022	\$282.36	\$0.00	\$282.36
Distribution – period end 31 December 2022	\$297.80	\$0.00	\$297.80
Distribution – period end 31 January 2023	\$317.65	\$0.00	\$317.65
Distribution – period end 28 February 2023	\$284.56	\$0.00	\$284.56
Distribution – period end 31 March 2023	\$317.65	\$0.00	\$317.65
Distribution – period end 30 April 2023	\$308.83	\$0.00	\$308.83
Distribution – period end 31 May 2023	\$328.68	\$0.00	\$328.68
Distribution – period end 30 June 2023	\$330.89	\$0.00	\$330.89
Total	\$3,414.74	\$0.00	\$3,414.74


 Please support your fund now and make the switch to online communications and instantly enjoy the benefits - quick, secure and easy. Scan the QR code to visit: investor.automic.com.au


Tax Return Information

Summary of 2023 Tax Return Items (Part B)

Description	Amount	Tax Return Reference
Table 1 – Partnerships and trusts – Primary production		
Share of net income from trusts		13L
Other deductions relating to amounts shown at share of net income from trusts		13X
Table 2 – Partnership and trusts – Non-primary production		
Share of net income from trusts, less net capital gains, foreign income and franked distributions	\$3,414.74	13U
Franked distributions from trusts		13C
Other deductions relating to non-primary production income		13Y
Table 3 – Share of credits from income and tax offsets		
Share of credit for tax withheld where Australian business number not quoted		13P
Share of franking credit from franked dividends		13Q
Share of credit for tax file number amounts withheld from interest, dividends and unit trust distributions		13R
Share of credit for tax paid by trustee		13S
Share of credit for foreign resident withholding amounts (excluding capital gains)		13A
Share of National rental affordability scheme tax offset		13B
Early stage venture capital limited partnership: current year tax offset		T7K
Early stage investor: current year tax offset		T8L
Other refundable tax offsets: Exploration credits		T9 (code E)
Table 4 – Capital gains		
Net capital gain		18A
Total current year capital gains		18H
Credit for foreign resident capital gains withholding amounts		18X
Table 5 – Foreign entities		
CFC income		19K
Transferor trust income		19B
Table 6 – Foreign source income and foreign assets or property		
Assessable foreign source income		20E
Net foreign rent		20R
Other net foreign source income		20M
Australian franking credits from a New Zealand franking company		20F
Foreign income tax offset		20O
Table 7 – Other income		
Category 4 rebates		24V

Component Information (Part C)

Description	Cash Distribution	Franking Credits / Tax Offsets	Attributed Amount	Tax Return Reference
Table 1 – Australian income				
Interest	\$2,614.83		\$2,614.83	-
Dividends				-
Dividends: unfranked amount declared to be CFI				-
Dividends: unfranked amount not declared to be CFI				-
Dividends: less LIC capital gain deduction				-
Other assessable Australian income	\$799.91		\$799.91	-
NCMI – Non-primary production				-
Excluded from NCMI – Non-primary production				-
Non-primary production income (A)	\$3,414.74		\$3,414.74	13U
NCMI – Primary production				-
Excluded from NCMI – Primary Production				-
Primary production income (B)				13L
Dividends: Franked amount (Franked distributions) (X)				13C/13Q



Please support your fund now and make the switch to online communications and instantly enjoy the benefits - quick, secure and easy. Scan the QR code to visit: investor.automic.com.au



Description	Cash Distribution	Franking Credits / Tax Offsets	Attributed Amount	Tax Return Reference
Table 2 – Capital gains				
Capital gains discount – Taxable Australian property				-
Capital gains discount – Non-taxable Australian property				-
Capital gains other – Taxable Australian property				-
Capital gains other – Non-taxable Australian property				-
NCMI capital gains				-
Excluded from NCMI capital gains				-
Net capital gain				18A
AMIT CGT gross up amount				-
Other capital gains distribution				-
Total current year capital gains (C)				18H
Table 3 – Foreign income				
Other net foreign source income				20M/20O
Net foreign rent				20R
Assessable foreign source income				20E
Australian franking credits from a New Zealand franking company				20F
CFC income				19K
Transferor trust income				19B
Total foreign income (D)				-
Table 4 – Tax offsets				
Franking credit tax offset				13Q
Foreign income tax offset				20C
Total tax offsets (E)				-
Table 5 – Other non-assessable amounts and cost base details				
Net exempt income				
Non-assessable non-exempt amount (F)				
Other non-attributable amounts				
Gross cash distribution (G)				
AMIT cost base net amount – excess (decrease)				
AMIT cost base net amount – shortfall (increase)				
Table 6 – Other amounts deducted from trust distributions				
Amounts withheld	\$0.00			-
Other expenses				13Y
Credit for foreign resident capital gains withholding amounts				18X
Other income Category 4: Rebates				24V
Net cash distribution	\$3,414.74			-
Description	Cash Distribution	Tax withheld	Attributed Amount	Tax Return Reference
Table 7 – Reporting for the purposes of non-resident withholding tax and income tax				
Table 1 – Interest exempt from withholding				-
Table 6 – Non-resident withholding amount				-
Table 6 – Non-resident member para 276-105(2)(a) or (b) assessable amount				-
Table 6 – Non-resident member para 276-105(2)(c) assessable amount				-
Table 6 – Managed investment trust fund payments				-
Deemed payment – Dividend				-
Deemed payment – Interest				-
Deemed payment – Royalties				-
Deemed payment – Fund payment				-

SD \$330.89
 Received on 10/07/2023



Please support your fund now and make the switch to online communications and instantly enjoy the benefits - quick, secure and easy. Scan the QR code to visit: investor.automic.com.au



Lenbridge Quest Pty Ltd
 ATF Coroneos Family Superannuation Fund
 Level 8
 417 St Kilda RD
 MELBOURNE VIC 3004

Annual Tax Statement

Shakespeare Royal Brisbane Property Trust

Part A: Your Details

Account Number:	SPG9505
Statement Issue Date:	05/09/2023
Period Start Date:	01/07/2022
Period End Date:	30/06/2023
Account Type:	Superannuation Fund
Country of Residence:	Australia
TFN Status:	Quoted

Part B: Summary of 2023 tax return (supplementary section) items

Tax return (Supplementary section)	Tax Return Label	Amount
Share of net income from trusts, less net capital gains, foreign income and franked distributions	13U	\$0.00
Franked distributions from trusts	13C	\$0.00
Share of franking credit from franked dividend	13Q	\$0.00
Share of credit for tax file number amounts withheld from interest, dividends and unit trust distributions	13R	\$0.00
Total current year capital gains	18H	\$0.00
Net capital gain	18A	\$0.00
Assessable foreign source income	20E	\$0.00
Other net foreign source income	20M	\$0.00
Foreign income tax offset	20O	\$0.00

Please retain this statement for income tax purposes

Part C: Components of Distribution

	Cash Distribution	Tax Paid or Tax Offsets	Taxable Amount
AUSTRALIAN SOURCE INCOME			
Interest (Domestic)	\$0.00	\$0.00	\$0.00
Other income	\$0.00	\$0.00	\$0.00
Dividends – unfranked amount not declared to be CFI*	\$0.00	\$0.00	\$0.00
Dividends – unfranked amount declared to be CFI	\$0.00	\$0.00	\$0.00
Total Non-Primary Production income	\$0.00	\$0.00	\$0.00
Franked distributions from trusts	\$0.00	\$0.00	\$0.00
Capital Gains			
Discounted capital gains	\$0.00	\$0.00	\$0.00
CGT concession amount	\$0.00	\$0.00	\$0.00
Capital gains - indexation method	\$0.00	\$0.00	\$0.00
Capital gains - other method	\$0.00	\$0.00	\$0.00
Distributed capital gains	\$0.00	\$0.00	\$0.00
Foreign Source Income			
Assessable foreign source income	\$0.00	\$0.00	\$0.00
Non-Taxable income			
Tax deferred amounts	\$2,100.00		
Tax exempt amounts	\$0.00		
Tax free amounts	\$0.00		
Return of capital	\$0.00		
Total cash distribution	\$2,100.00		
Less amounts deducted from trust distribution			
- TFN Withholding Tax	\$0.00		
Net Cash Distribution	\$2,100.00		

* Conduit Foreign Income

SD \$700.00
received on 05/07/2023

LENBRIDGE QUEST PTY. LTD.
<THE TRUSTEE FOR CORONEOS FAMILY SUPERANNUATION FUND> UNIT 2
25 HANBY STREET
BRIGHTON VIC 3186

RF CorVal Property Fund

Investor Number: 0012266677
Investor Name: LENBRIDGE QUEST PTY. LTD.

Annual Tax Statement for the year ended 30 June 2023

This statement assumes that you are an Australian resident individual unitholder. We recommend that if this is not applicable or your situation is unusual or complex that you seek professional advice.

Summary of 2023 Tax Return (supplementary section) Items

Tax Return (supplementary section)	Amount (\$) ¹	Tax Return Label
Share of non-primary production (NPP) income	524.33	13U
NPP income - Franked distributions from trusts ²	0.00	13C
Other deductions relating to NPP distributions	0.00	13Y
Share of franking credit from franked dividends	0.00	13Q
Share of credit for TFN amounts withheld	0.00	13R
Share of credit for non-resident withholding amounts withheld	0.00	13A
Total current year capital gains	271.30	18H
Net capital gain	135.65	18A
Assessable foreign source income	0.00	20E
Other net foreign source income	0.00	20M
Foreign income tax offsets ³	0.00	20O

CGT Information - Additional Information for Item 18

Capital gains – discount method (TAP)	271.30	(grossed up amount)
Capital gains – discount method (NTAP)	0.00	(grossed up amount)
Capital gains – other method (TAP)	0.00	
Capital gains – other method (NTAP)	0.00	
Total Current Year Capital Gains	271.30	
CGT concession amount (TAP)	135.65	
CGT concession amount (NTAP)	0.00	
Tax-deferred amounts	2,003.32	

Please see reverse for detailed components of the distribution.

All correspondence to:

BoardRoom
Smart Business Solutions

Boardroom Pty Limited
GPO Box 3993
Sydney NSW 2001

Tel: 1300 737 760 (within Australia)
Tel: +61 2 9290 9600 (outside Australia)
Fax: +61 2 9279 0664

ABN 14 003 209 836
enquiries@boardroomlimited.com.au
www.boardroomlimited.com.au

Components of Distribution

	Cash Distribution (\$)	Tax Paid/Offsets (\$)	Taxable Amount (\$)
Australian Income		Franking Credits	
Dividends – Unfranked	0.00		0.00
Conduit Foreign Income	0.00		0.00
Interest	148.95		148.95
Other income	375.38		375.38
Less: Other allowable trust deductions	0.00		0.00
Non-Primary Production Income (A)	524.33		524.33
Dividend Franked amount (Franked Dist) (X)	0.00	0.00	0.00
Capital Gains		Foreign Income Tax Offset	
Discounted capital gain (TAP)	135.65	0.00	135.65
Discounted capital gain (NTAP)	0.00	0.00	0.00
CGT concession amount (TAP)	135.65		
CGT concession amount (NTAP)	0.00		
Capital gains – Other method (TAP)	0.00	0.00	0.00
Capital gains – Other method (NTAP)	0.00	0.00	0.00
Distributed Capital Gains (C)	271.30	0.00	
Net Capital Gain			135.65
Foreign Income			
Assessable foreign source income	0.00	0.00	0.00
Australian Franking credit from NZ company	0.00	0.00	0.00
Total foreign income (D)	0.00	0.00	
Cash Distribution Sub Total (A+X+C+D)	795.63		
Other Non-Assessable Amounts			
Tax-exempted amounts	0.00		
Tax-free amounts	0.00		
Tax-deferred amounts	2,003.32		
Return of Capital	0.00		
Gross Cash Distribution	2,798.95		
Less: TFN amounts withheld	0.00		
Less: Non-resident withholding tax	0.00		
Less: Other expenses	0.00		
Net Cash Distribution	2,798.95		

SD - \$929.54

Notes:

1. All amounts are in Australian dollars and withholding tax has been deducted where applicable.
2. Trustees may choose to show the franked distributions at label 13C rather than at label 13U.
3. If your total foreign income tax offset from all sources for the year is \$1,000 or less, then you can claim this amount in full. Otherwise, you will need to refer to the publication Guide To Foreign Income Tax Offset Rules (NAT 72923) to work out your entitlement.

PLEASE RETAIN THIS STATEMENT FOR INCOME TAX PURPOSES



Partners Group
REALIZING POTENTIAL IN PRIVATE MARKETS

Enquiries: 1800 571 193
+61 2 8823 2594
Mail: GPO Box 804
Melbourne, VIC 3001

Email:
partnersgroup@unitregistry.com.au

Coroneos Family Superannuation Fund
C/- Hewison Private Wealth
Level 8
417 St Kilda Road
MELBOURNE VIC 3004

Page
1 of 3
Date
10 August 2023

Part A: Your Details
Investor Name
Lenbridge Quest Pty Ltd <Coroneos Family Superannuation Fund>

Investor Number
1089416

Account Holder Name **TFN/ABN**
Coroneos Family Superannuation Fund Provided

Investor Type
SuperannuationFund

Tax Residence
Australia

Overseas Tax ID No
Not Provided

Financial Adviser
Simon Curtain
C/- Hewison Private Wealth
Level 8, 417 St Kilda Road
MELBOURNE VIC 3004
Australia

AMIT Member Annual Statement
Partners Group Global Value Fund
01 July 2022 to 30 June 2023

Dear Sir/Madam

Please find below the Attribution Managed Investment Trust Member Annual (AMMA) Statement for the year ended 30 June 2023 for your investment in the Partners Group Global Value Fund.

The following tax return items are valid for Australian resident individual unitholders only.

If any of the details in Part A are incorrect, update your details with your trustee.

Part B Tax Return (Supplementary Section)	Summary of tax return (supplementary section) items	
	Amount (\$)	Tax return label
Non-primary production income	6.16	13U
Franked distributions from trusts	0.00	13C
Other deductions relating to distributions	0.00	13Y
Franking credits	0.00	13Q
Credit for tax file number (TFN) amounts withheld	0.00	13R
Share of credit for tax paid by trustee	0.00	13S
Share of credit for foreign resident amounts withheld	0.00	13A
Net capital gains	0.00	18A
Total current year capital gains	0.00	18H
Foreign entities - CFC income	0.00	19K
Assessable foreign source income	1,681.10	20E
Other net foreign source income	1,681.10	20M
Australian franking credits from a NZ company	0.00	20F
Foreign income tax offsets*	0.00	20O

*To work out your foreign income tax offset (FITO) entitlement, see "20 Foreign source income and foreign assets or property" or the Guide to foreign income tax offset rules on www.ato.gov.au.

Please retain this statement for income tax purposes

AMMA Statement
Partners Group Global Value Fund
01 July 2022 to 30 June 2023

Part C Components of an attribution	Cash distribution (\$)	Tax paid or tax offsets Gross Up (\$)	Attribution/Amount (\$)
Australian Income			
Unfranked Dividends - local	0.00	0.00	0.00
Unfranked Dividends - local (CFI)	0.00	0.00	0.00
Interest - Local (subject to NRWT)	3.08	0.00	6.16
Interest - Local (not subject to NRWT)	0.00	0.00	0.00
Other Income - MIT	0.00	0.00	0.00
Other Income - local	0.00	0.00	0.00
Australian other income (CBMI)	0.00	0.00	0.00
Australian other income (NCMI)	0.00	0.00	0.00
Australian other income (ExNCMI)	0.00	0.00	0.00
Non-primary production income	3.08	0.00	6.16
Dividend: Franked amount (Franked distributions)	0.00	0.00	0.00
Capital Gains			
Capital Gains (NTARP) - Discounted Method at 50%	0.00	0.00	0.00
Discounted capital gains - NTAP (NCMI)	0.00	0.00	0.00
Discounted capital gains - NTAP (ExNCMI)	0.00	0.00	0.00
Capital Gains (TARP) - Discounted Method at 50%	0.00	0.00	0.00
Capital gains - Other method NTAP (NCMI)	0.00	0.00	0.00
Capital gains - Other method NTAP (ExNCMI)	0.00	0.00	0.00
Discounted capital gains (CBMI)	0.00	0.00	0.00
Discounted capital gains-Tap (NCMI)	0.00	0.00	0.00
Discounted capital gains - Tap (ExNCMI)	0.00	0.00	0.00
Capital gains - Other method (CBMI)	0.00	0.00	0.00
Capital gains - Other method Tap (NCMI)	0.00	0.00	0.00
Capital gains - Other method Tap (ExNCMI)	0.00	0.00	0.00
Capital gain other - TAP	0.00	0.00	0.00
Capital gain other - NTAP	0.00	0.00	0.00
Net capital gains	0.00	0.00	0.00
AMIT CGT gross up amount	0.00	0.00	0.00
Other capital gains distribution	0.00	0.00	0.00
Total current year capital gains	0.00		0.00
Foreign Income			
Foreign - Other Income	840.55	0.00	1,681.10
Australian franking credits from a NZ company	0.00	0.00	0.00
Assessable net foreign income	840.55	0.00	1,681.10
Attributed Income (CFC)	0.00	0.00	0.00
Total foreign income	840.55	0.00	1,681.10
Tax Offset		Amount (\$)	
Franking credit tax offset		0.00	
Foreign income tax offset		0.00	
Franking Credit for NZ Company		0.00	
Total tax offset		0.00	
Other Non-Assessable Amounts	Cash distribution (\$)	Attribution Amount (\$)	
Other non-attributable amounts	0.00	0.00	
Non-assessable non-exempt income	0.00	0.00	
Net exempt income	0.00	0.00	
Gross cash distribution	843.63	0.00	
AMIT Cost Base Adjustment		Amount (\$)	
AMIT cost base - excess		0.00	
AMIT cost base - shortfall		843.63	
Other Deductions From Distributions			
Less Resident withholding tax	0.00		
Less Foreign resident withholding tax	0.00		
Less Foreign resident withholding tax (s12H)/Foreign Resident Income tax (s276-105)	0.00		
Other Rebate Income	0.00		
Net cash distributions	843.63		
Non-resident Reporting	Attribution Amount (\$)	Tax paid (\$)	
Interest exempt from withholding	0.00	0.00	
Non-resident withholding amount	6.16	0.00	
Non-resident member ss276-105(2)(a) or (b)	0.00	0.00	
Non-resident member ss276-105(2)(c)	0.00	0.00	
Managed Investment Trust Fund Payment	0.00	0.00	
Managed Investment Trust Fund Payment (CBMI)	0.00	0.00	
Managed Investment Trust Fund Payment (NCMI)	0.00	0.00	
Managed Investment Trust Fund Payment (ExNCMI)	0.00	0.00	

If you choose to use a tax agent to prepare your income tax return, please advise them to rely on the information in this statement rather than information that may be displayed in the tax agent's pre-filing service.

AMMA Statement
Partners Group Global Value Fund
01 July 2022 to 30 June 2023

Page 3 of 3
Investor Number 1089416

Managed Investment Trust Fund Payment (Total)	0.00	0.00
Deemed payment - Dividend	0.00	0.00
Deemed payment - Interest	3.08	0.00
Deemed payment - Fund Payment	0.00	0.00
Deemed payment - Fund Payment (CBMI)	0.00	0.00
Deemed payment - Fund Payment (NCMI)	0.00	0.00
Deemed payment - Fund Payment (ExNCMI)	0.00	0.00
Deemed payment - Fund Payment (Total)	0.00	0.00
Deemed payment - Royalties	0.00	0.00

Note: Foreign resident withholding tax (S12-H)

If Managed Investment Trust withholding tax is applicable to your investment, this is the sum of the amounts withheld from fund payments made for the year ended 30 June pursuant to Subdivision 12-H and Subdivision 12A-B of Schedule 1 of the Taxation Administration Act 1953.

SD - \$ 843.63

If you choose to use a tax agent to prepare your income tax return, please advise them to rely on the information in this statement rather than information that may be displayed in the tax agent's pre-filing service.



Coroneos Family Superannuation Fund
 C/-Hewison Private Wealth
 Level 8
 417 St Kilda Road
 MELBOURNE VIC 3004

Enquiries: 1800 267 726

Mail: GPO Box 804
 Melbourne VIC 3001

Fax: +61 2 8244 1918

Web: www.bnpparibas-am.com.au

Enquiries Email:
 amau.clientservice@bnpparibas.com

Transactions Email:
 bnppam.transactions@onevue.com.au

**BNP PARIBAS ASSET MANAGEMENT
 Australia Limited**

**ABN 78 008 576 449
 AFSL 223418**

Date
 19 July 2023

Part A: Your Details
Investor Name
 Lenbridge Quest Pty Ltd <Coroneos Family
 Superannuation Fund>

Investor Number
 172940

Account Holder Name TFN/ABN
 Coroneos Family Provided
 Superannuation Fund

Investor Type
 Superannuation Fund

Tax Residence
 Australia

Overseas Tax ID No
 Not Provided

AMMA Statement
BNP Paribas C WorldWide Global Equity Trust
01 July 2022 to 30 June 2023

Dear Investor

Please find below the Attribution Managed Investment Trust Member Annual (AMMA) Statement for the year ended 30 June 2023 for your investment in the BNP Paribas C WorldWide Global Equity Trust.

The following tax return items are valid for Australian resident individual unitholders only.

If any of the details in Part A are incorrect, update your details with your trustee.

Part B Tax Return (Supplementary Section)	Summary of tax return (supplementary section) items	
	Amount (\$)	Tax return label
Share of non-primary production income	2.60	13U
Franked distributions from trusts	0.00	13C
Share of franking credit from franked dividends	0.00	13Q
Share of Tax paid by Trustee	0.00	13S
Net capital gain	0.00	18A
Total current year capital gains	0.00	18H
Attributed CFC income	0.00	19K
Assessable foreign source income	68.85	20E
Other net foreign source income	68.85	20M
Australian franking credits from a New Zealand franking company	0.00	20F
Foreign income tax offsets	39.39	20O

Any amount shown above in Part B "Tax return label 13A" includes withholding tax amounts as well as section 276-105 income tax shown in Part C (if any) except for withholding tax payable on a deemed payment which is only shown in Part C (if any).

*To work out your foreign income tax offset (FITO) entitlement, see "20 Foreign source income and foreign assets or property" or the Guide to foreign income tax offset rules 2023 on www.ato.gov.au.

For the purposes of preparing a Tax Return (Supplementary Section), any withholding tax on deemed payments of interest, dividends or Fund Payments as stated in the 'Non-resident Reporting' section of Part C should be added to the amount shown at Label 13A (if any).

For the purposes of preparing a Tax Return (Supplementary Section), any such withholding tax on Deemed Payment - (for TFN withholding purposes) as stated in the 'Resident Reporting' section of Part C should be added to the amount shown at Label 13R (if any).

Please retain this statement for income tax purposes

AMMA Statement

BNP Paribas C WorldWide Global Equity Trust
01 July 2022 to 30 June 2023

Page 2 of 4
 Investor Number 172940

Part C		Attribution/Amount (\$)
Components of an attribution		
Australian Income		
Interest (subject to non-resident WHT)		2.52
Other assessable Australian income		0.08
Non-primary production income		2.60
Capital Gains		
Net capital gain		0.00
Total current year capital gains		0.00
Foreign Income		
Other Net Foreign Source Income		68.85
Assessable foreign source income		68.85
Total foreign income		68.85
		Cash distribution (\$)
Gross cash distribution		32.06
Net cash distribution		32.06
Tax Offset		
Franking credit tax offset		0.00
Foreign income tax offset		39.39
AMIT Cost Base Adjustment (#)		
AMIT cost base net amount- excess		0.00
AMIT cost base net amount- shortfall		0.00
Non-resident Reporting		
	Tax Paid (\$)	Attribution/Amount (\$)
Interest exempt from withholding	0.00	0.00
Non-resident withholding amount	0.00	2.52
Non-resident member ss276-105(2)(a) or (b)	0.00	0.00
Non-resident member ss276-105(2)(c)	0.00	0.00
Managed Investment Trust Fund Payment (Other)	0.00	0.00
Managed Investment Trust Fund Payment (CBMI)	0.00	0.00
Managed Investment Trust Fund Payment (NCMI)	0.00	0.00
Managed Investment Trust Fund Payment (ExNCMI)	0.00	0.00
Managed Investment Trust Fund Payment (Total)	0.00	0.00
Deemed payment - Dividend	0.00	0.00
Deemed payment - Interest	0.00	0.00
Deemed payment - Fund Payment (Other)	0.00	0.00
Deemed payment - Fund Payment (CBMI)	0.00	0.00
Deemed payment - Fund Payment (NCMI)	0.00	0.00
Deemed payment - Fund Payment (ExNCMI)	0.00	0.00
Deemed payment - Fund Payment (Total)	0.00	0.00
Deemed payment - Royalties	0.00	0.00
Resident Reporting		
Deemed Payment (for TFN withholding purposes)	0.00	0.00

SD \$32.06
 Received on 14/07/2023

If you choose to use a tax agent to prepare your income tax return, please advise them to rely on the information in this statement rather than information that may be displayed in the tax agent's pre-filing service.

AMMA Statement

BNP Paribas C WorldWide Global Equity Trust
01 July 2022 to 30 June 2023

Page 3 of 4
Investor Number 172940

Notes:

If the abbreviations NCMI, ExNCMI or CBMI appear on the statement these refer to the following:

- NCMI - Non-Concessional MIT Income under Section 12-435 of Schedule 1 of the Taxation Administration Act 1953 ("TAA 1953")
- ExNCMI - Amounts that are excluded from NCMI due only to one of the following provisions of Schedule 1 TAA 1953: Subsection 12-437(5) (Approved economic infrastructure facility), Section 12-440 (Transitional - MIT cross staple arrangement income), Section 12-447 (Transitional - MIT trading trust income), Section 12-449 (Transitional - MIT agricultural income) or Section 12-451 (Transitional - MIT residential housing income)
- CBMI - Amounts that are, or are attributable to, fund payments from a Clean Building MIT as defined in Section 12-425 of Schedule 1 TAA 1953

NCMI/ExNCMI/CBMI information may be relevant in relation to payments made to a place outside Australia. Fund Payments may comprise NCMI, ExNCMI and/or CBMI and may be subject to different rates of non-resident withholding tax depending on the address or place for payment of the recipient and depending on the Investor Type.

"Franked distributions", if any, include franking credits in relation to those franked distributions. The amount of such franking credit will not necessarily be equal to any amount shown as the Franking Credit Tax Offset.

"Other assessable Australian income" excludes such income comprising NCMI/ExNCMI/CBMI which is shown separately if relevant.

"Discounted capital gain TARP" excludes discounted capital gains comprising NCMI/ExNCMI/CBMI which are shown separately if relevant.

"Capital gain other - TAP" excludes capital gains comprising NCMI/ExNCMI/CBMI which are shown separately if relevant. Any amounts shown as tax deducted from the Gross Cash Distribution do not include any amounts of tax payable in relation to any deemed payments (refer Non-resident Reporting section below for amounts in relation to deemed payments).

"Assessable foreign source income", if any, is grossed-up for any foreign income tax paid in relation to that foreign income. The amount of such foreign income tax paid will not necessarily be equal to any amount shown as the Foreign Income Tax Offset.

"Australian franking credits from a NZ company", if any, is the amount of Australian franking credits that comprises assessable income in relation to dividends from New Zealand franking companies. The related tax offset is the same amount.

"Other non-attributable amounts" are not included in the unitholder's income tax return and should not be used to adjust the unitholder's cost base. Cost base adjustments are stated separately in Part C.

"Foreign resident withholding tax (12-H)/Income Tax (s276-105)" - If Managed Investment Trust withholding tax is applicable to the investment, this is the sum of the amounts withheld from fund payments made for the year ended 30 June pursuant to Subdivision 12-H and Subdivision 12A-B of Schedule 1 TAA 1953. Otherwise tax may be payable under Section s276-105 of the Income Tax Assessment Act 1997. In addition these amounts will include recoupment of any such tax amounts not deducted from previous distributions. Any such recoupment amounts are also shown separately under the amount of the "Net cash distribution".

"Franking Credit Tax Offset" shows the amount of the Franking Credit Tax Offset other than the tax offset for Australian franking credits from New Zealand franking companies, which is shown separately, if relevant, in the "Foreign Income" section.

"AMIT cost base net amount" - cost base net amount is an estimation of the adjustment to the unitholder's cost base assuming that the unitholder held the units for the full year and assuming that the unitholder is a resident individual for the income year and is not entitled to any tax exemption in relation to the income. Generally, under the AMIT regime, unitholders must (a) increase the cost base in their Fund units by their share of the AMIT's assessable income (including capital gains) and non-assessable non-exempt income and (b) decrease the cost base in their Fund units by the gross cash distribution amount distributed to them, including tax offsets. Any amount of an "AMIT cost base net amount - excess" may give rise to a capital gain or assessable amount if it exceeds the cost base of the investment. Investors should consider consulting with their tax advisor to determine any implications.

Non-resident Reporting information may be relevant to an investor who is a non-resident, an investor who is a custodian or an investor who is holding on behalf of a non-resident.

Any amount shown as "Non-resident withholding amount" comprises the amounts of dividends and/or interest (subject to non-resident withholding tax) based on information taken into account when distributions were made. Amounts taken into account when distributions were made may differ to the attribution amounts for the year as a whole.

"Managed Investment Trust Fund Payment (Other)", if any, is the amount of the Fund Payments under Subdivision 12-H and Subdivision 12-AB of Schedule 1 TAA 1953 for the year in relation to actual and deemed payments other than Fund Payments of NCMI, ExNCMI or CBMI (and the related non-resident withholding tax amount).

"Managed Investment Trust Fund Payment (Total)", if any, is the total amount of Fund Payments under Subdivision 12-H and Subdivision 12-AB of Schedule 1 TAA 1953 for the year in relation to actual and deemed payments (and the related non-resident withholding tax amount).

"Deemed Payment - Fund Payment (Other)", if any, is the deemed payment that is a Fund Payment under Subdivision 12-AB of Schedule 1 TAA 1953 (and the related non-resident withholding tax amount) other than Deemed Payment - Fund Payments of NCMI, ExNCMI or CBMI (and the related non-resident withholding tax amount).

"Deemed Payment - Fund Payment (Total)", if any, is the total amount of the deemed payment that is a Fund Payment under Subdivision 12-AB of Schedule 1 TAA 1953 (and the related non-resident withholding tax amount).

Resident Reporting information: "Deemed Payment - (for TFN withholding purposes)" includes information of any deemed payments which may be subject to withholding tax if a Tax File Number or Australian business number has not been provided.

If you choose to use a tax agent to prepare your income tax return, please advise them to rely on the information in this statement rather than information that may be displayed in the tax agent's pre-filling service.

AMMA Statement

BNP Paribas C WorldWide Global Equity Trust
01 July 2022 to 30 June 2023

Page 4 of 4
Investor Number 172940

Non-resident withholding tax and 'no TFN' withholding
Any outstanding non-resident withholding tax or 'no TFN' withholding amounts may be deducted from future cash distributions or redemption proceeds.

If you choose to use a tax agent to prepare your income tax return, please advise them to rely on the information in this statement rather than information that may be displayed in the tax agent's pre-filing service.

If you choose to use a tax agent to prepare your income tax return, please advise them to rely on the information in this statement rather than information that may be displayed in the tax agent's pre-filing service.

Coroneos Family Superannuation Fund
C/- Hewison Private Wealth
Level 8
417 St Kilda Road
MELBOURNE VIC 3004

AMMA Statement
Impax Sustainable Leaders Fund
01 July 2022 to 30 June 2023

Enquiries: 1300 721 637

Mail: GPO Box 804
Melbourne VIC 3001

Fax: +61 2 8244 1918

Web: www.fidante.com

Enquiries Email:
info@fidante.com.au

Transactions Email:
fidante_transactions@unitregistry.com.au

Fidante Partners Limited

ABN 94 002 835 592

AFSL 234668

Date
20 July 2023

Part A: Your Details
Investor Name
Lenbridge Quest Pty Ltd <Coroneos Family Superannuation Fund>

Investor Number
20237

Account Holder Name **TFN/ABN**
Coroneos Family **Provided**
Superannuation Fund

Investor Type
Superannuation Fund

Tax Residence
Australia

Overseas Tax ID No
Not Provided

Dear Investor

Please find below the Attribution Managed Investment Trust Member Annual (AMMA) Statement for the year ended 30 June 2023 for your investment in the Impax Sustainable Leaders Fund.

The following tax return items are valid for Australian resident individual unitholders only.

If any of the details in Part A are incorrect, update your details with your trustee.

Part B Tax Return (Supplementary Section)	Summary of tax return (supplementary section) items	
	Amount (\$)	Tax return label
Share of non-primary production income	3.38	13U
Franked distributions from trusts	0.00	13C
Share of franking credit from franked dividends	0.00	13Q
Share of Tax paid by Trustee	0.00	13S
Net capital gain	391.33	18A
Total current year capital gains	782.66	18H
Attributed CFC income	0.00	19K
Assessable foreign source income	125.04	20E
Other net foreign source income	125.04	20M
Australian franking credits from a New Zealand franking company	0.00	20F
Foreign income tax offsets	53.87	20O

Any amount shown above in Part B "Tax return label 13A" includes withholding tax amounts as well as section 276-105 income tax shown in Part C (if any) except for withholding tax payable on a deemed payment which is only shown in Part C (if any).
*To work out your foreign income tax offset (FITO) entitlement, see "20 Foreign source income and foreign assets or property" or the Guide to foreign income tax offset rules 2023 on www.ato.gov.au.

For the purposes of preparing a Tax Return (Supplementary Section), any withholding tax on deemed payments of interest, dividends or Fund Payments as stated in the 'Non-resident Reporting' section of Part C should be added to the amount shown at Label 13A (if any).

For the purposes of preparing a Tax Return (Supplementary Section), any such withholding tax on Deemed Payment - (for TFN withholding purposes) as stated in the 'Resident Reporting' section of Part C should be added to the amount shown at Label 13R (if any).

Please retain this statement for income tax purposes

AMMA Statement
Impax Sustainable Leaders Fund
01 July 2022 to 30 June 2023

Part C Components of an attribution	Attribution/Amount (\$)	
Australian Income		
Interest (subject to non-resident WHT)		2.69
Other assessable Australian income		0.69
Non-primary production income		3.38
Capital Gains		
Discounted capital gain NTAP		391.33
Net capital gain		391.33
AMIT CGT gross up amount		391.33
Total current year capital gains		782.66
Foreign Income		
Other Net Foreign Source Income		125.04
Assessable foreign source income		125.04
Total foreign income		125.04
Other Non-Assessable Amounts		
Other capital gains distribution		391.33
		Cash distribution (\$)
Gross cash distribution		857.21
Net cash distribution		857.21
Tax Offset		
Franking credit tax offset		0.00
Foreign income tax offset		53.87
AMIT Cost Base Adjustment (#)		
AMIT cost base net amount- excess		0.00
AMIT cost base net amount- shortfall		0.00
Non-resident Reporting	Tax Paid (\$)	Attribution/Amount (\$)
Interest exempt from withholding	0.00	0.00
Non-resident withholding amount	0.00	2.69
Non-resident member ss276-105(2)(a) or (b)	0.00	0.00
Non-resident member ss276-105(2)(c)	0.00	0.00
Managed Investment Trust Fund Payment (Other)	0.00	0.00
Managed Investment Trust Fund Payment (CBMI)	0.00	0.00
Managed Investment Trust Fund Payment (NCMI)	0.00	0.00
Managed Investment Trust Fund Payment (ExNCMI)	0.00	0.00
Managed Investment Trust Fund Payment (Total)	0.00	0.00
Deemed payment - Dividend	0.00	0.00
Deemed payment - Interest	0.00	0.00
Deemed payment - Fund Payment (Other)	0.00	0.00
Deemed payment - Fund Payment (CBMI)	0.00	0.00
Deemed payment - Fund Payment (NCMI)	0.00	0.00
Deemed payment - Fund Payment (ExNCMI)	0.00	0.00
Deemed payment - Fund Payment (Total)	0.00	0.00
Deemed payment - Royalties	0.00	0.00
Resident Reporting	Tax Paid (\$)	Attribution/Amount (\$)
Deemed Payment (for TFN withholding purposes)	0.00	0.00

SD \$ 857.21

If you choose to use a tax agent to prepare your income tax return, please advise them to rely on the information in this statement rather than information that may be displayed in the tax agent's pre-filing service.

Notes:

If the abbreviations NCMI, ExNCMI or CBMI appear on the statement these refer to the following:

- NCMI - Non-Concessional MIT Income under Section 12-435 of Schedule 1 of the Taxation Administration Act 1953 ("TAA 1953")
- ExNCMI - Amounts that are excluded from NCMI due only to one of the following provisions of Schedule 1 TAA 1953: Subsection 12-437(5) (Approved economic infrastructure facility), Section 12-440 (Transitional - MIT cross staple arrangement income), Section 12-447 (Transitional - MIT trading trust income), Section 12-449 (Transitional – MIT agricultural income) or Section 12-451 (Transitional - MIT residential housing income)
- CBMI - Amounts that are, or are attributable to, fund payments from a Clean Building MIT as defined in Section 12-425 of Schedule 1 TAA 1953

NCMI/ExNCMI/CBMI information may be relevant in relation to payments made to a place outside Australia. Fund Payments may comprise NCMI, ExNCMI and/or CBMI and may be subject to different rates of non-resident withholding tax depending on the address or place for payment of the recipient and depending on the Investor Type.

"Franked distributions", if any, include franking credits in relation to those franked distributions. The amount of such franking credit will not necessarily be equal to any amount shown as the Franking Credit Tax Offset.

"Other assessable Australian income" excludes such income comprising NCMI/ExNCMI/CBMI which is shown separately if relevant.

"Discounted capital gain TARP" excludes discounted capital gains comprising NCMI/ExNCMI/CBMI which are shown separately if relevant.

"Capital gain other – TAP" excludes capital gains comprising NCMI/ExNCMI/CBMI which are shown separately if relevant. Any amounts shown as tax deducted from the Gross Cash Distribution do not include any amounts of tax payable in relation to any deemed payments (refer Non-resident Reporting section below for amounts in relation to deemed payments).

"Assessable foreign source income", if any, is grossed-up for any foreign income tax paid in relation to that foreign income. The amount of such foreign income tax paid will not necessarily be equal to any amount shown as the Foreign Income Tax Offset.

"Australian franking credits from a NZ company", if any, is the amount of Australian franking credits that comprises assessable income in relation to dividends from New Zealand franking companies. The related tax offset is the same amount.

"Other non-attributable amounts" are not included in the unitholder's income tax return and should not be used to adjust the unitholder's cost base. Cost base adjustments are stated separately in Part C.

"Foreign resident withholding tax (12-H)/Income Tax (s276-105)" - If Managed Investment Trust withholding tax is applicable to your investment, this is the sum of the amounts withheld from fund payments made for the year ended 30 June pursuant to Subdivision 12-H and Subdivision 12A-B of Schedule 1 TAA 1953. Otherwise tax may be payable under Section s276-105 of the Income Tax Assessment Act 1997. In addition these amounts will include recoupment of any such tax amounts not deducted from previous distributions. Any such recoupment amounts are also shown separately under the amount of the "Net cash distribution".

"Franking Credit Tax Offset" shows the amount of the Franking Credit Tax Offset other than the tax offset for Australian franking credits from New Zealand franking companies, which is shown separately, if relevant, in the "Foreign Income" section.

"AMIT cost base net amount" - cost base net amount is an estimation of the adjustment to the unitholder's cost base assuming that the unitholder held the units for the full year and assuming that the unitholder is a resident individual for the income year and is not entitled to any tax exemption in relation to the income. Generally, under the AMIT regime, unitholders must (a) increase the cost base in their Fund units by their share of the AMIT's assessable income (including capital gains) and non-assessable non-exempt income and (b) decrease the cost base in their Fund units by the gross cash distribution amount distributed to them, including tax offsets. Any amount of an "AMIT cost base net amount - excess" may give rise to a capital gain or assessable amount if it exceeds the cost base of the investment. Investors should consider consulting with their tax advisor to determine any implications.

Non-resident Reporting information may be relevant to an investor who is a non-resident, an investor who is a custodian or an investor who is holding on behalf of a non-resident.

Any amount shown as "Non-resident withholding amount" comprises the amounts of dividends and/or interest (subject to non-resident withholding tax) based on information taken into account when distributions were made. Amounts taken into account when distributions were made may differ to the attribution amounts for the year as a whole.

"Managed Investment Trust Fund Payment (Other)", if any, is the amount of the Fund Payments under Subdivision 12-H and Subdivision 12-AB of Schedule 1 TAA 1953 for the year in relation to actual and deemed payments other than Fund Payments of NCMI, ExNCMI or CBMI (and the related non-resident withholding tax amount).

"Managed Investment Trust Fund Payment (Total)", if any, is the total amount of Fund Payments under Subdivision 12-H and Subdivision 12-AB of Schedule 1 TAA 1953 for the year in relation to actual and deemed payments (and the related non-resident withholding tax amount).

"Deemed Payment - Fund Payment (Other)", if any, is the deemed payment that is a Fund Payment under Subdivision 12-AB of Schedule 1 TAA 1953 (and the related non-resident withholding tax amount) other than Deemed Payment - Fund Payments of NCMI, ExNCMI or CBMI (and the related non-resident withholding tax amount).

"Deemed Payment - Fund Payment (Total)", if any, is the total amount of the deemed payment that is a Fund Payment under Subdivision 12-AB of Schedule 1 TAA 1953 (and the related non-resident withholding tax amount).

Resident Reporting information: "Deemed Payment - (for TFN withholding purposes)" includes information of any deemed payments which may be subject to withholding tax if a Tax File Number or Australian business number has not been provided.

If you choose to use a tax agent to prepare your income tax return, please advise them to rely on the information in this statement rather than information that may be displayed in the tax agent's pre-filing service.

AMMA Statement
Impax Sustainable Leaders Fund
01 July 2022 to 30 June 2023

Page 4 of 4
Investor Number 20237

Non-resident withholding tax and 'no TFN' withholding
Any outstanding non-resident withholding tax or 'no TFN' withholding amounts may be deducted from future cash distributions or redemption proceeds.

If you choose to use a tax agent to prepare your income tax return, please advise them to rely on the information in this statement rather than information that may be displayed in the tax agent's pre-filing service.

If you choose to use a tax agent to prepare your income tax return, please advise them to rely on the information in this statement rather than information that may be displayed in the tax agent's pre-filing service.



Macquarie Cash Management Account

MACQUARIE BANK LIMITED
ABN 46 008 583 542 AFSL 237502

enquiries 1800 806 310
transact@macquarie.com
www.macquarie.com.au

GPO Box 2520
Sydney, NSW 2001

1 Shelley Street
Sydney, NSW 2000



LENBRIDGE QUEST PTY LTD
C/- HEWISON & ASSOCIATES PTY LTD
LEVEL 8, 417 ST KILDA ROAD
MELBOURNE VIC 3004

account balance **\$29,702.32**
as at 31 Jul 23

account name LENBRIDGE QUEST PTY LTD ATF
CORONEOS FAMILY SUPERANNUATION FUND
account no. 970227369

transaction	description	debits	credits	balance
30.06.22	OPENING BALANCE			31,098.60
04.07.22	Funds transfer PP TO CON CORONEOS	5,000.00		26,098.60
06.07.22	Deposit 2218964 SOLD 101 CBAPD @99.9400		1,430.84	27,529.44
07.07.22	Deposit FAWKNER 20		50,000.00	77,529.44
07.07.22	Funds transfer FAWKNER 20	50,000.00		27,529.44
08.07.22	Deposit MCP MASTER INCOM Ref: 2615786		198.53	27,727.97
11.07.22	Deposit PERPETUAL 006519 Beveridge R		8.70	27,736.67
11.07.22	Deposit PERPETUAL BDMIT006519 Beveri		260.96	27,997.63
11.07.22	Deposit PERPETUAL BDMIT006519 Mornin		201.37	28,199.00
12.07.22	Deposit LaTrobe Fund Interest:JPJT Hold		582.74	28,781.74
14.07.22	Deposit T. ROWE PRICE AU TROWE0004993586		260.18	29,041.92
14.07.22	Deposit Fidante 20237/IEET_A		241.44	29,283.36

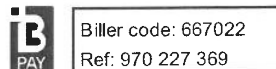
how to make a transaction

online
Log in to www.macquarie.com.au/personal

by phone
Call 133 275 to make a phone transaction

transfers from another bank account
Transfer funds from another bank to this account:
BSB 182 512
ACCOUNT NO. 970227369

deposits using BPay
From another bank



continued on next



Macquarie Cash Management Account

enquiries 1800 806 310

account name LENBRIDGE QUEST PTY LTD ATF
CORONEOS FAMILY SUPERANNUATION FUND
account no. 970227369

	transaction	description	debits	credits	balance
14.07.22	Deposit	BNP 172940/MGG_A		49.57	29,332.93
18.07.22	Deposit	VACF PAYMENT JUL22/00806670		17.35	29,350.28
18.07.22	Deposit	LWF Dist 0012206569		135.14	29,485.42
20.07.22	Deposit	WCMQ DST JUN 001279564757		1,650.75	31,136.17
21.07.22	Deposit	MICH DST 001279345654		556.26	31,692.43
21.07.22	Deposit	RMBL Mortgage In RMBL2932-394383		271.23	31,963.66
21.07.22	Deposit	RMBL Mortgage In RMBL2957-394383		197.26	32,160.92
26.07.22	Deposit	Oak Capital Mort OAK2203161_RG1108		239.93	32,400.85
29.07.22	Interest	MACQUARIE CMA INTEREST PAID		9.31	32,410.16
29.07.22	Funds transfer	JULY MANAGEMENT FEES	1,129.68		31,280.48
04.08.22	Deposit	MACQ ACCELERATOR		50,000.00	81,280.48
04.08.22	Funds transfer	PP TO CON CORONEOS	5,000.00		76,280.48
04.08.22	Funds transfer	CORVAL	50,000.00		26,280.48
08.08.22	Deposit	PERPETUAL 006519 Cash Units		20.62	26,301.10
08.08.22	Deposit	MCP MASTER INCOM Ref: 2703369		191.91	26,493.01
12.08.22	Deposit	PERPETUAL BDMIT006519 Harcou		140.55	26,633.56
12.08.22	Deposit	PERPETUAL BDMIT006519 Mornin		208.08	26,841.64
12.08.22	Deposit	LaTrobe Fund Interest:JPJT Hold		590.82	27,432.46
15.08.22	Deposit	PTG 1089416/DISTRIB		277.98	27,710.44
15.08.22	Deposit	LWF Dist 0012206569		135.14	27,845.58
19.08.22	Deposit	RMBL Mortgage In RMBL2932-394383		301.51	28,147.09
19.08.22	Deposit	RMBL Mortgage In RMBL2957-394383		225.07	28,372.16
29.08.22	Deposit	Oak Capital Mort OAK2203161_RG1108		239.93	28,612.09
30.08.22	Deposit	AFI DIV PAYMENT AUG22/00580349		1,394.96	30,007.05
31.08.22	Interest	MACQUARIE CMA INTEREST PAID		18.99	30,026.04
31.08.22	Funds transfer	AUGUST MANAGEMENT FEES	1,129.51		28,896.53
01.09.22	Deposit	TFR 500 QUEEN ST		50,000.00	78,896.53

continued on next



Macquarie Cash Management Account

enquiries 1800 806 310

account name LENBRIDGE QUEST PTY LTD ATF
CORONEOS FAMILY SUPERANNUATION FUND
account no. 970227369

	transaction	description	debits	credits	balance
01.09.22	Funds transfer	SHAKESPEARE QUEEN ST	50,000.00		28,896.53
02.09.22	Funds transfer	PP TO CON CORONEOS	5,000.00		23,896.53
08.09.22	Deposit	MCP MASTER INCOM Ref: 2776077		244.85	24,141.38
09.09.22	Deposit	PERPETUAL BDMIT006519 Mornin		208.08	24,349.46
09.09.22	Deposit	PERPETUAL BDMIT006519 Harcou		242.05	24,591.51
13.09.22	Deposit	LaTrobe Fund Interest:JPJT Hold		602.17	25,193.68
15.09.22	Deposit	LWF Dist 0012206569		135.14	25,328.82
15.09.22	Deposit	PERLS VII DST 001284063431		116.85	25,445.67
15.09.22	Deposit	ANN DIVIDEND AUD49/00838308		456.77	25,902.44
16.09.22	Deposit	Argo Investments S00126543034		1,412.53	27,314.97
20.09.22	Deposit	FawknerEST20Aug- FawknerEST20Aug-22		270.83	27,585.80
21.09.22	Deposit	TLS FNL DIV 001282131970		432.56	28,018.36
21.09.22	Deposit	RESMED DIVIDEND SEP22/00865653		27.39	28,045.75
21.09.22	Deposit	AZJ LIMITED SEP22/00866421		589.15	28,634.90
21.09.22	Deposit	RMBL Mortgage In RMBL2932-394383		318.49	28,953.39
21.09.22	Deposit	RMBL Mortgage In RMBL2957-394383		246.30	29,199.69
26.09.22	Deposit	ANZ CAP NOTES 3 C3S22/00811525		371.03	29,570.72
27.09.22	Deposit	Oak Capital Mort OAK2203161_RG1108		232.19	29,802.91
28.09.22	Deposit	AMCOR PLC DIV SEP22/00899555		225.93	30,028.84
30.09.22	Interest	MACQUARIE CMA INTEREST PAID		23.95	30,052.79
30.09.22	Funds transfer	SEPTEMBER MANAGEMENT FEES	1,101.96		28,950.83
04.10.22	Funds transfer	PP TO CON CORONEOS	5,000.00		23,950.83
06.10.22	Deposit	IVC ITM DIV 001283727143		225.59	24,176.42
06.10.22	Deposit	WOODSIDE INT22/01107642		974.11	25,150.53
06.10.22	Deposit	Oak Capital Mort OAK2202241_RG1108		239.93	25,390.46
07.10.22	Deposit	WTC DIV 001284566573		31.87	25,422.33
11.10.22	Deposit	MCP MASTER INCOM cm-38503		231.62	25,653.95

continued on next



Macquarie Cash Management Account

enquiries 1800 806 310

account name LENBRIDGE QUEST PTY LTD ATF
CORONEOS FAMILY SUPERANNUATION FUND
account no. 970227369

	transaction	description	debits	credits	balance
12.10.22	Deposit	LaTrobe Fund Interest:JPJT Hold		590.83	26,244.78
13.10.22	Deposit	Brambles Limited S00126543034		348.11	26,592.89
14.10.22	Deposit	PERPETUAL BDMIT006519 Harcou		234.25	26,827.14
14.10.22	Deposit	PERPETUAL BDMIT006519 Mornin		201.37	27,028.51
14.10.22	Deposit	LWF Dist 0012206569		135.14	27,163.65
20.10.22	Deposit	FawknerEST20Sep- FawknerEST20Sep-22		270.83	27,434.48
20.10.22	Deposit	RMBL Mortgage In RMBL2932-394383		328.77	27,763.25
20.10.22	Deposit	RMBL Mortgage In RMBL2957-394383		256.85	28,020.10
27.10.22	Deposit	Oak Capital Mort OAK2203161_RG1108		239.93	28,260.03
31.10.22	Interest	MACQUARIE CMA INTEREST PAID		32.20	28,292.23
31.10.22	Deposit	CorValProperty 0012266677		627.69	28,919.92
31.10.22	Funds transfer	OCTOBER MANAGEMENT FEES	1,110.87		27,809.05
01.11.22	Deposit	Oak Capital Mort OAK2202241_RG1108		232.19	28,041.24
04.11.22	Funds transfer	PP TO CON CORONEOS	5,000.00		23,041.24
08.11.22	Deposit	MCP MASTER INCOM cm-110948		277.94	23,319.18
11.11.22	Deposit	PERPETUAL BDMIT006519 Harcou		242.05	23,561.23
11.11.22	Deposit	PERPETUAL BDMIT006519 Mornin		208.08	23,769.31
14.11.22	Deposit	LaTrobe Fund Interest:JPJT Hold		602.16	24,371.47
15.11.22	Deposit	PERLS VII DST 001285686304		95.51	24,466.98
15.11.22	Deposit	LWF Dist 0012206569		135.14	24,602.12
21.11.22	Deposit	FawknerEST20Oct- FawknerEST20Oct-22		270.83	24,872.95
21.11.22	Deposit	RMBL Mortgage In RMBL2932-394383		109.59	24,982.54
21.11.22	Deposit	RMBL Mortgage In RMBL2978-394383		230.14	25,212.68
21.11.22	Deposit	RMBL Mortgage In RMBL2957-394383		276.03	25,488.71
23.11.22	Deposit	Oak Capital Mort OAK2203161_RG1108		232.19	25,720.90
29.11.22	Deposit	Oak Capital Mort OAK2202241_RG1108		239.93	25,960.83

continued on next



Macquarie Cash Management Account

enquiries 1800 806 310

account name LENBRIDGE QUEST PTY LTD ATF
CORONEOS FAMILY SUPERANNUATION FUND
account no. 970227369

transaction	description	debits	credits	balance
30.11.22	Interest		33.23	25,994.06
30.11.22	Funds transfer	1,127.34		24,866.72
02.12.22	Funds transfer	5,000.00		19,866.72
08.12.22	Deposit		282.36	20,149.08
13.12.22	Deposit		254.47	20,403.55
13.12.22	Deposit		234.25	20,637.80
13.12.22	Deposit		201.37	20,839.17
13.12.22	Deposit		590.83	21,430.00
15.12.22	Deposit		135.14	21,565.14
15.12.22	Deposit		28.62	21,593.76
15.12.22	Deposit		46.97	21,640.73
15.12.22	Deposit		14,700.00	36,340.73
16.12.22	Funds transfer	15,000.00		21,340.73
20.12.22	Deposit		688.00	22,028.73
21.12.22	Deposit		270.83	22,299.56
21.12.22	Deposit		277.40	22,576.96
21.12.22	Deposit		339.04	22,916.00
21.12.22	Deposit		239.93	23,155.93
30.12.22	Interest		34.14	23,190.07
30.12.22	Deposit		239.93	23,430.00
03.01.23	Funds transfer	1,104.57		22,325.43
04.01.23	Funds transfer	5,000.00		17,325.43
10.01.23	Deposit		297.80	17,623.23
11.01.23	Deposit		208.08	17,831.31
11.01.23	Deposit		242.05	18,073.36
12.01.23	Deposit		602.17	18,675.53
16.01.23	Deposit		135.14	18,810.67

continued on next



Macquarie Cash Management Account

enquiries 1800 806 310

account name LENBRIDGE QUEST PTY LTD ATF
CORONEOS FAMILY SUPERANNUATION FUND
account no. 970227369

	transaction	description	debits	credits	balance
18.01.23	Deposit	MICH DST 001288247871		562.09	19,372.76
20.01.23	Deposit	FawknerEST20Dec- FawknerEST20Dec-22		270.83	19,643.59
20.01.23	Deposit	RMBL Mortgage In RMBL2978-394383		360.96	20,004.55
20.01.23	Deposit	RMBL Mortgage In RMBL2957-394383		297.26	20,301.81
23.01.23	Deposit	Shakespeare Roya SPGBrisDIST		700.00	21,001.81
24.01.23	Deposit	Oak Capital Mort OAK2203161_RG1108		239.93	21,241.74
31.01.23	Interest	MACQUARIE CMA INTEREST PAID		34.68	21,276.42
31.01.23	Funds transfer	JANUARY MANAGEMENT FEES	1,118.23		20,158.19
02.02.23	Deposit	Oak Capital Mort OAK2202241_RG1108		216.71	20,374.90
03.02.23	Deposit	CorValProperty 0012266677		627.69	21,002.59
03.02.23	Funds transfer	PP TO CON CORONEOS	5,000.00		16,002.59
08.02.23	Deposit	MCP MASTER INCOM cm-364339		317.65	16,320.24
09.02.23	Deposit	PERPETUAL BDMIT006519 Mornin		208.08	16,528.32
09.02.23	Deposit	PERPETUAL BDMIT006519 Harcou		242.05	16,770.37
13.02.23	Deposit	LaTrobe Fund Interest:JPJT Hold		38.85	16,809.22
15.02.23	Deposit	LWF Dist 0012206569		135.14	16,944.36
16.02.23	Deposit	LaTrobe Fund Interest:JPJT Hold		563.32	17,507.68
17.02.23	Deposit	MACQ ACCELERATOR		345.50	17,853.18
21.02.23	Deposit	3308716 SOLD 177 WTC @56.7205		9,820.18	27,673.36
21.02.23	Deposit	FawknerEST20Jan- FawknerEST20Jan-23		270.83	27,944.19
21.02.23	Deposit	RMBL Mortgage In RMBL2978-394383		371.58	28,315.77
21.02.23	Deposit	RMBL Mortgage In RMBL2957-394383		307.88	28,623.65
24.02.23	Deposit	AFI DIV PAYMENT FEB23/00879141		1,096.04	29,719.69
27.02.23	Deposit	Oak Capital Mort OAK2203161_RG1108		216.71	29,936.40
28.02.23	Interest	MACQUARIE CMA INTEREST PAID		32.22	29,968.62
28.02.23	Funds transfer	FEBRUARY MANAGEMENT FEES	1,115.37		28,853.25



Macquarie Cash Management Account

enquiries 1800 806 310

account name LENBRIDGE QUEST PTY LTD ATF
CORONEOS FAMILY SUPERANNUATION FUND
account no. 970227369

transaction	description	debits	credits	balance
02.03.23	Deposit	Oak Capital Mort OAK2202241_RG1108	239.93	29,093.18
03.03.23	Funds transfer	PP TO CON CORONEOS	5,000.00	24,093.18
08.03.23	Deposit	MCP MASTER INCOM cm-440199	284.56	24,377.74
09.03.23	Deposit	ANN DIVDEND AUD50/00835997	294.71	24,672.45
10.03.23	Deposit	PERPETUAL BDMIT006519 Mornin	187.95	24,860.40
10.03.23	Deposit	PERPETUAL BDMIT006519 Harcou	218.63	25,079.03
10.03.23	Deposit	LaTrobe Fund Interest:JPJT Hold	388.49	25,467.52
10.03.23	Deposit	Argo Investments S00126543034	1,370.99	26,838.51
13.03.23	Deposit	LaTrobe Fund Interest:JPJT Hold	155.40	26,993.91
15.03.23	Deposit	LWF Dist S00126558040	135.14	27,129.05
16.03.23	Deposit	RESMED DIVIDEND MAR23/00864285	27.30	27,156.35
21.03.23	Deposit	AMCOR PLC DIV MAR23/00896009	226.46	27,382.81
21.03.23	Deposit	FawknerEST20Feb- FawknerEST20Feb-23	270.83	27,653.64
21.03.23	Deposit	RMBL Mortgage In RMBL2978-394383	335.62	27,989.26
21.03.23	Deposit	RMBL Mortgage In RMBL2957-394383	278.08	28,267.34
22.03.23	Deposit	Oak Capital Mort OAK2203161_RG1108	239.93	28,507.27
24.03.23	Deposit	ANZ CAP NOTES 3 C3M23/00811121	358.80	28,866.07
24.03.23	Deposit	ANZ CN3 CAP C3R23/00906536	14,700.00	43,566.07
29.03.23	Deposit	AZJ LIMITED MAR23/00865837	378.35	43,944.42
31.03.23	Interest	MACQUARIE CMA INTEREST PAID	56.87	44,001.29
31.03.23	Deposit	TLS ITM DIV 001293102188	432.56	44,433.85
31.03.23	Funds transfer	MARCH MANAGEMENT FEES	1,108.68	43,325.17
04.04.23	Funds transfer	PP TO CON CORONEOS	5,000.00	38,325.17
05.04.23	Deposit	WOODSIDE FIN22/01129716	1,312.03	39,637.20
05.04.23	Deposit	PERPETUAL 006519 Harcourt Pa	218.63	39,855.83
06.04.23	Deposit	WTC DIV 001295127731	21.19	39,877.02
06.04.23	Deposit	IVC DIV 001294989901	183.81	40,060.83

continued on next



Macquarie Cash Management Account

enquiries 1800 806 310

account name LENBRIDGE QUEST PTY LTD ATF
CORONEOS FAMILY SUPERANNUATION FUND
account no. 970227369

	transaction	description	debits	credits	balance
06.04.23	Deposit	PERPETUAL BDMIT006519 Cash U		19.73	40,080.56
12.04.23	Deposit	MCP MASTER INCOM cm-543422		317.65	40,398.21
12.04.23	Deposit	LaTrobe Fund Interest:JPJT Hold		590.83	40,989.04
13.04.23	Deposit	CorValProperty 0012266677		614.03	41,603.07
13.04.23	Deposit	PERPETUAL BDMIT006519 Mornin		208.08	41,811.15
13.04.23	Deposit	Brambles Limited S00126543034		356.58	42,167.73
14.04.23	Deposit	Shakespeare Roya SPGRoyalBrisDIST		700.00	42,867.73
17.04.23	Deposit	LWF Dist 0012206569		135.14	43,002.87
20.04.23	Deposit	RMBL Mortgage In RMBL2978-394383		382.19	43,385.06
20.04.23	Deposit	RMBL Mortgage In RMBL2957-394383		318.49	43,703.55
21.04.23	Deposit	FawknerEST20Mar- FawknerEST20Mar-23		270.83	43,974.38
24.04.23	Deposit	Oak Capital Mort OAK2203161_RG1108		232.19	44,206.57
28.04.23	Interest	MACQUARIE CMA INTEREST PAID		73.05	44,279.62
28.04.23	Funds transfer	APRIL MANAGEMENT FEES	1,123.44		43,156.18
01.05.23	Deposit	SAME DAY DEPOSIT CON CORONEOSUNIT 2 25 H		220,000.00	263,156.18
04.05.23	Funds transfer	PP TO CON CORONEOS	5,000.00		258,156.18
05.05.23	Deposit	PERPETUAL BDMIT006519 Cash U		147.95	258,304.13
08.05.23	Deposit	MCP MASTER INCOM cm-633968		308.83	258,612.96
10.05.23	Deposit	Oak Capital Mort OAK2202241_RG1108		286.36	258,899.32
12.05.23	Deposit	PERPETUAL BDMIT006519 Mornin		201.37	259,100.69
12.05.23	Deposit	LaTrobe Fund Interest:JPJT Hold		590.83	259,691.52
15.05.23	Deposit	LWF Dist 0012206569		135.14	259,826.66
16.05.23	Funds transfer	RF CORVAL PROPERTY	25,000.00		234,826.66
17.05.23	Funds transfer	OM NET PROCEEDS	104,164.04		130,662.62
19.05.23	Deposit	FawknerEST20Apr- FawknerEST20Apr-23		270.83	130,933.45
19.05.23	Deposit	Oak Capital Mort OAK2305001_RG1108		932.61	131,866.06

continued on next



Macquarie Cash Management Account

enquiries 1800 806 310

account name LENBRIDGE QUEST PTY LTD ATF
CORONEOS FAMILY SUPERANNUATION FUND
account no. 970227369

	transaction	description	debits	credits	balance
19.05.23	Deposit	RMBL Mortgage In RMBL2957-394383		318.49	132,184.55
19.05.23	Deposit	RMBL Mortgage In RMBL2978-394383		380.14	132,564.69
22.05.23	Deposit	Oak Capital Mort OAK2203161_RG1108		239.93	132,804.62
23.05.23	Funds transfer	CH LWF	25,000.00		107,804.62
23.05.23	Funds transfer	MILLBROOK CREDIT FUND	75,000.00		32,804.62
31.05.23	Interest	MACQUARIE CMA INTEREST PAID		332.58	33,137.20
31.05.23	Funds transfer	MAY MANAGEMENT FEES	1,314.08		31,823.12
02.06.23	Funds transfer	PP TO CON CORONEOS	5,000.00		26,823.12
06.06.23	Deposit	PERPETUAL REF 4442395		36.23	26,859.35
08.06.23	Deposit	MCP MASTER INCOM cm-749899		328.68	27,188.03
12.06.23	Deposit	LaTrobe Fund Interest:JPJT Hold		590.83	27,778.86
13.06.23	Deposit	MILLBROOK ASSET H101340		123.29	27,902.15
15.06.23	Deposit	LWF Dist 0012206569		245.89	28,148.04
15.06.23	Deposit	RESMED DIVIDEND AUJ23/00863732		28.26	28,176.30
15.06.23	Deposit	PERPETUAL BDMIT006519 McInty		289.32	28,465.62
15.06.23	Deposit	PERPETUAL BDMIT006519 Mornin		208.08	28,673.70
20.06.23	Deposit	AMCOR PLC DIV JUN23/00895122		241.25	28,914.95
20.06.23	Deposit	CAP NOTES 4 DIST C4J23/00616355		356.70	29,271.65
21.06.23	Deposit	FawknerEST20May- FawknerEST20May-23		270.83	29,542.48
21.06.23	Deposit	RMBL Mortgage In RMBL2978-394383		392.81	29,935.29
21.06.23	Deposit	RMBL Mortgage In RMBL2957-394383		329.11	30,264.40
27.06.23	Deposit	WBC DIVIDEND 001296345907		752.50	31,016.90
27.06.23	Deposit	Oak Capital Mort OAK2203161_RG1108		232.19	31,249.09
30.06.23	Interest	MACQUARIE CMA INTEREST PAID		60.75	31,309.84
30.06.23	Funds transfer	JUNE MANAGEMENT FEES	1,307.03		30,002.81
04.07.23	Funds transfer	PP TO CON CORONEOS	5,000.00		25,002.81
05.07.23	Deposit	Shakespeare Roya SPGBrisbDIST		700.00	25,702.81





Macquarie Cash Management Account

enquiries 1800 806 310

account name LENBRIDGE QUEST PTY LTD ATF
CORONEOS FAMILY SUPERANNUATION FUND
account no. 970227369

	transaction	description	debits	credits	balance
10.07.23	Deposit	MCP MASTER INCOM cm-852157		330.89	26,033.70
10.07.23	Deposit	PERPETUAL MCF00175		847.60	26,881.30
14.07.23	Deposit	BNP 172940/MGG_A		32.06	26,913.36
17.07.23	Deposit	PERPETUAL BDMIT006519 Mornin		201.37	27,114.73
17.07.23	Deposit	PERPETUAL BDMIT006519 McInty		361.64	27,476.37
17.07.23	Deposit	LWF Dist 0012206569		245.89	27,722.26
17.07.23	Deposit	Fidante 20237/IEET_A		857.21	28,579.47
20.07.23	Deposit	RMBL Mortgage In RMBL2978-394383		380.14	28,959.61
20.07.23	Deposit	RMBL Mortgage In RMBL2957-394383		328.77	29,288.38
21.07.23	Deposit	FawknerEST20Jun- FawknerEST20Jun-23		270.83	29,559.21
21.07.23	Deposit	MICH DST 001298744911		566.94	30,126.15
21.07.23	Deposit	Oak Capital Mort OAK2203161_RG1108		239.93	30,366.08
24.07.23	Deposit	LaTrobe Fund Interest:JPJT Hold		590.83	30,956.91
31.07.23	Interest	MACQUARIE CMA INTEREST PAID		66.64	31,023.55
31.07.23	Funds transfer	JULY MANAGEMENT FEES	1,321.23		29,702.32



Macquarie Cash Management Account

enquiries 1800 806 310

account name LENBRIDGE QUEST PTY LTD ATF
CORONEOS FAMILY SUPERANNUATION FUND
account no. 970227369

transaction	description	debits	credits	balance
	CLOSING BALANCE AS AT 31 JUL 23	474,276.03	472,879.75	29,702.32



Macquarie Cash Management Account

enquiries 1800 806 310

account name LENBRIDGE QUEST PTY LTD ATF
CORONEOS FAMILY SUPERANNUATION FUND
account no. 970227369

We offer several options that allow you to make payments and view transactions free of charge

- Electronic funds transfers up to \$5,000 a day using online banking.
- Increase your limit to \$100,000 using the Macquarie Authenticator App or nominate an account for unlimited transfers by contacting us.
- BPAY payments (subject to BPAY biller code limits) free of charge via online and mobile banking.
- Make the switch to free online statements by updating your preference online.

About your account

- Interest is calculated on daily balances and paid monthly. The interest rate is variable and may change at any time without prior notice.
- For more information about your account including fees and charges, mistaken payments or unauthorised transactions, please read the terms and conditions for your product, available at macquarie.com.au or by contacting us. If you have a complaint about our service, or to find out more about our dispute resolution procedures, please refer to macquarie.com.au/feedback-and-complaints.

Protect your account

- Please check each entry on this statement. If you think there is an error or unauthorised transaction, please contact us right away.
- If you have new contact details, please contact us to update them.
- This statement should be kept in a safe place at all times. Please read the Product Information Statement for more details about keeping your account secure.

Access to and sharing your data

- We may provide access to or share an electronic copy of your data (account details, balance, transaction history and personal information) with other parties at your or your Financial Services Professional's request. This includes people who work with or for your Financial Services Professional such as accountants, consultants, technology platform owner/operators and others, some of whom may not be in Australia.
- Please refer to the current offer document for more information and speak with your Financial Services Professional if you have questions about how your data may be used, disclosed and/or protected.

Visit our Help Centre

- Here you'll find answers to common questions about your account. For more information, please visit help.macquarie.com

Download the Macquarie Mobile Banking app

- The Macquarie Mobile Banking app makes managing your money simple and convenient.



*The Apple logo is a trademark of Apple Inc, registered in the U.S. and other countries.
App Store is a service mark of Apple Inc. Google Logo is a trademark of Google LLC.*



Macquarie Cash Management Accelerator Account

MACQUARIE BANK LIMITED
ABN 46 008 583 542 AFSL 237502

enquiries 1800 806 310
transact@macquarie.com
www.macquarie.com.au

GPO Box 2520
Sydney, NSW 2001



LENBRIDGE QUEST PTY LTD
C/- HEWISON & ASSOCIATES PTY LTD
LEVEL 8, 417 ST KILDA ROAD
MELBOURNE VIC 3004

1 Shelley Street
Sydney, NSW 2000

account balance **\$0.48**
as at 31 Jul 23

account name LENBRIDGE QUEST PTY LTD ATF
CORONEOS FAMILY SUPERANNUATION FUND
account no. 940544059

transaction	description	debits	credits	balance
30.06.22	OPENING BALANCE			150,153.87
07.07.22	Funds transfer FAWKNER 20	50,000.00		100,153.87
29.07.22	Interest MACQUARIE ACCELERATOR INTEREST PAID		103.04	100,256.91
04.08.22	Funds transfer FUNDS WITHDRAWAL	50,000.00		50,256.91
31.08.22	Interest MACQUARIE ACCELERATOR INTEREST PAID		84.43	50,341.34
01.09.22	Funds transfer TFR 500 QUEEN ST	50,000.00		341.34
30.09.22	Interest MACQUARIE ACCELERATOR INTEREST PAID		0.60	341.94
31.10.22	Interest MACQUARIE ACCELERATOR INTEREST PAID		0.80	342.74
30.11.22	Interest MACQUARIE ACCELERATOR INTEREST PAID		0.90	343.64
30.12.22	Interest MACQUARIE ACCELERATOR INTEREST PAID		0.90	344.54
31.01.23	Interest MACQUARIE ACCELERATOR INTEREST PAID		0.96	345.50
17.02.23	Funds transfer FUND WITHDRAWAL	345.50		0.00

how to make a transaction

online
Log in to www.macquarie.com.au/personal

transfers from another bank account
Transfer funds from another bank to this account:
BSB 182 500
ACCOUNT NO. 940544059

deposits using BPay
From another bank



Bill code: 423475
Ref: 940 544 059

continued on next



Macquarie Cash Management Accelerator Account

enquiries 1800 806 310

account name LENBRIDGE QUEST PTY LTD ATF
CORONEOS FAMILY SUPERANNUATION FUND
account no. 940544059

	transaction	description	debits	credits	balance
28.02.23	Interest	MACQUARIE ACCELERATOR INTEREST PAID		0.48	0.48
		CLOSING BALANCE AS AT 31 JUL 23	150,345.50	192.11	0.48

About your account

- Interest is calculated on daily balances and paid monthly. The interest rate is variable and may change at any time without prior notice.
- For more information about your account including fees and charges, mistaken payments or unauthorised transactions, please read the terms and conditions for your product, available at macquarie.com.au or by contacting us. If you have a complaint about our service, or to find out more about our dispute resolution procedures, please refer to macquarie.com.au/feedback-and-complaints.

Protect your account

- Please check each entry on this statement. If you think there is an error or unauthorised transaction, please contact us right away.
- If you have new contact details, please contact us to update them.
- This statement should be kept in a safe place at all times. Please read the Product Information Statement for more details about keeping your account secure.

Access to and sharing your data

- We may provide access to or share an electronic copy of your data (account details, balance, transaction history and personal information) with other parties at your or your Financial Services Professional's request. This includes people who work with or for your Financial Services Professional such as accountants, consultants, technology platform owner/operators and others, some of whom may not be in Australia.
- Please refer to the current offer document for more information and speak with your Financial Services Professional if you have questions about how your data may be used, disclosed and/or protected.

Visit our Help Centre

- Here you'll find answers to common questions about your account. For more information, please visit help.macquarie.com

Download the Macquarie Mobile Banking app

- The Macquarie Mobile Banking app makes managing your money simple and convenient.



*The Apple logo is a trademark of Apple Inc, registered in the U.S. and other countries.
App Store is a service mark of Apple Inc. Google Logo is a trademark of Google LLC.*

NORTH ESSENDON
Branch Name

Commonwealth Bank



Account Identification Number **3194.5006391**

Name LEMBRIDGE QUEST PTY LTD TRUSTEE FOR
THE CORONEOS FAMILY SUPER FUND

Date	Particulars/Deposit in words	Deposits	Withdrawals	Balance	Verification
²⁰ 16Apr20	FORWARD			0.17	
1 15Dec20	JUN20INT .99		0.10	1.06	314542 01
2 19Feb21	MISC TAX REFUND	1026.71		1027.77	314542 02
3 01Jun21	DIVIDEND	27000.00		28027.77	314542 03
4	JUN21INT	0.02		28027.79	314542 04
5 03Jun21	WDL		28027.00	0.79	314542 05
6	SEP21INT	0.01		0.80	314513 06
7 07Apr22	MISC TAX REFUND	1169.30		1170.10	314553 07
8	JUN22INT	0.01		1170.11	314553 08
9	SEP22INT	0.09		1170.20	314553 09
10 28Nov22	WDL		1150.00	20.20	314553 10
11	DEC22INT	1.10		21.30	314552 11
12 23Feb23	MISC	1974.72	<i>Aso Refund</i>	1996.02	314552 12
13	MAR23INT	0.38		1996.40	314552 13
14 03May23	INT	4.13		2000.53	314552 14
15 03May23	CA		2000.53	0.00	314552 15
				CARRIED FORWARD	

Branch Name NORTH ESSENDON

Commonwealth Bank 

Account Identification Number **76 3194.5006391**

Name LEMBRIDGE QUEST PTY LTD TRUSTEE FOR
THE CORONEOS FAMILY SUPER FUND

Date	Particulars/Deposit in words	Deposits	Withdrawals	Balance	Verification
20 03May23	FORWARD			0.00	
1					
2					
3					
4					
5					
6					
7					
8					
9					
10					
11					
12					
13					
14					
15					

Audit Trail

As at 30 June 2023

Date	Account Number	Cash/ Journal	Batch	Details	Debit \$	Credit \$
1/07/2022	906 00004	J	212	Benefit Payment - Coroneos, Constantine	376,118.63	-
1/07/2022	705 00001	J	213	Rollin	-	376,118.63
1/07/2022	906 00013	J	214	Benefit Payment - Coroneos, Constantine (000	181,258.72	-
1/07/2022	705 00001	J	215	Rollin	-	181,258.72
1/07/2022	925 00001	J	216	Pension for member Coroneos, Constantine	557,377.35	-
1/07/2022	906 00017	J	216	Pension for member Coroneos, Constantine	-	557,377.35
4/07/2022	290 0005	C	119	ARGO 561	-	5,053.62
4/07/2022	290 0005	C	120	AFI 982	-	7,551.98
4/07/2022	290 0005	C	121	CBAPD 101	10,044.44	-
4/07/2022	290 0005	C	122	VACF 507	24,195.24	-
4/07/2022	290 0005	C	123	WCMQ 852	-	5,050.74
4/07/2022	290 0005	C	124	WBC 255	-	5,056.43
4/07/2022	290 0005	C	125	BLD 1909	-	5,049.14
4/07/2022	290 0005	C	126	ANN 223	-	5,046.93
4/07/2022	290 0005	C	127	4TH JULY 2022 TRANS	-	1,430.84
4/07/2022	205 0176	C	128	ARGO 561	5,053.62	-
4/07/2022	205 0280	C	129	AFI 982	7,551.98	-
4/07/2022	205 2553	C	130	WBC 255	5,056.43	-
4/07/2022	207 8394	C	131	WCMQ 852	5,050.74	-
4/07/2022	205 0139	C	132	ANN 223	5,046.93	-
4/07/2022	205 0430	C	133	BLD 1909	5,049.14	-
4/07/2022	207 8395	C	134	VACF 507	-	24,195.24
4/07/2022	205 2892	C	135	CBAPD 101	-	10,044.44
6/07/2022	290 0001	C	29	s 101 cbapd 99.9400	1,430.84	-
7/07/2022	290 0001	C	63	FAWKNER 20	50,000.00	-
7/07/2022	290 0001	C	64	FAWNKER 20	-	50,000.00
7/07/2022	208 9092	C	230	FAWNKER 20	50,000.00	-
15/12/2022	290 0001	C	13	cbapd red	14,700.00	-
15/12/2022	205 2892	C	140	cbapd red	-	14,700.00
17/02/2023	290 0005	C	141	WTC 177	9,990.02	-
17/02/2023	290 0005	C	142	AFI 1329	-	10,096.74
17/02/2023	290 0005	C	143	ANZPF 98	9,926.90	-
17/02/2023	205 2813	C	145	WTC 177	-	9,990.02
17/02/2023	205 0280	C	146	AFI 1329	10,096.74	-
17/02/2023	238 0027	C	147	ANZPF 98	-	9,926.90
21/02/2023	290 0001	C	15	s wtc @56.7205	9,820.18	-
21/02/2023	290 0005	C	144	TRANS	-	9,820.18
24/03/2023	238 0027	C	148	anz cn3 cap	-	14,700.00
15/05/2023	290 0005	C	149	ARG 1142	-	9,984.90
15/05/2023	290 0005	C	150	ANZ3PG 241	-	24,865.40
15/05/2023	290 0005	C	151	BGA 5089	-	19,283.74
15/05/2023	290 0005	C	152	DMP 389	-	20,094.67
15/05/2023	290 0005	C	153	QUB 6349	-	19,890.13
15/05/2023	290 0005	C	154	WCMQ 1430	-	10,045.20

Audit Trail

As at 30 June 2023

Date	Account Number	Cash/ Journal	Batch	Details	Debit \$	Credit \$
15/05/2023	290 0005	C	155	TRAN 17/05/2023	104,164.04	-
15/05/2023	205 0176	C	156	ARG 1142	9,984.90	-
15/05/2023	207 8394	C	157	WCMQ 1430	10,045.20	-
15/05/2023	205 2763	C	159	BGA 5089	19,283.74	-
15/05/2023	205 0806	C	160	DMP 389	20,094.67	-
15/05/2023	205 2671	C	161	QUB 6349	19,890.13	-
15/05/2023	238 0031	C	211	ANZ3PG 241	24,865.40	-
30/06/2023	290 0001	C	2	shakespeare queen st	-	50,000.00
30/06/2023	290 0001	C	3	p con	-	75,000.00
30/06/2023	290 0001	C	4	om net proceeds	-	104,164.04
30/06/2023	290 0001	C	5	mng fee	-	13,790.76
30/06/2023	290 0001	C	6	millbrook cr fund	-	75,000.00
30/06/2023	290 0001	C	7	corval	-	50,000.00
30/06/2023	290 0001	C	8	corval	-	25,000.00
30/06/2023	290 0001	C	9	ch lwf	-	25,000.00
30/06/2023	290 0001	C	10	con coroneos unit	220,000.00	-
30/06/2023	290 0001	C	11	queen st tfr	50,000.00	-
30/06/2023	290 0001	C	12	accelerator	50,000.00	-
30/06/2023	290 0001	C	14	anz cn3 cap	14,700.00	-
30/06/2023	290 0001	C	16	rmb1 mrtg	7,450.29	-
30/06/2023	290 0001	C	17	latrobe	7,080.27	-
30/06/2023	290 0001	C	18	oak cap	5,452.57	-
30/06/2023	290 0001	C	19	perpetual cash	4,785.68	-
30/06/2023	290 0001	C	20	mcp master	3,282.38	-
30/06/2023	290 0001	C	21	fawkner est	2,708.30	-
30/06/2023	290 0001	C	22	div afi	2,491.00	-
30/06/2023	290 0001	C	23	woodside	2,286.14	-
30/06/2023	290 0001	C	24	SD	1,982.90	-
30/06/2023	290 0001	C	25	corval	1,869.41	-
30/06/2023	290 0001	C	26	wcmq dist	1,650.75	-
30/06/2023	290 0001	C	27	lwf dist	1,597.29	-
30/06/2023	290 0001	C	28	div wbc	1,440.50	-
30/06/2023	290 0001	C	30	argo invest	1,412.53	-
30/06/2023	290 0001	C	31	shakespeare roya dis	1,400.00	-
30/06/2023	290 0001	C	32	agro investment	1,370.99	-
30/06/2023	290 0001	C	33	azj ltd	967.50	-
30/06/2023	290 0001	C	34	div amcore	948.11	-
30/06/2023	290 0001	C	35	div tls	865.12	-
30/06/2023	290 0001	C	36	div ann	751.48	-
30/06/2023	290 0001	C	37	int	741.97	-
30/06/2023	290 0001	C	38	anz cap note 3	729.83	-
30/06/2023	290 0001	C	39	brambles ltd	704.69	-
30/06/2023	290 0001	C	40	mich dist	562.09	-
30/06/2023	290 0001	C	41	div ivc	409.40	-

Audit Trail

As at 30 June 2023

Date	Account Number	Cash/ Journal	Batch	Details	Debit \$	Credit \$
30/06/2023	290 0001	C	42	cap notes 4 dist	356.70	-
30/06/2023	290 0001	C	43	accelerator	345.50	-
30/06/2023	290 0001	C	44	perls vii dist	259.33	-
30/06/2023	290 0001	C	45	millbrook asset	123.29	-
30/06/2023	290 0001	C	46	div resmed	111.57	-
30/06/2023	290 0001	C	47	div wtc	53.06	-
30/06/2023	290 0001	C	48	vacf	17.35	-
30/06/2023	300 0001	C	49	SD	-	1,982.90
30/06/2023	604 0025	C	50	perpetual cash	-	4,785.68
30/06/2023	290 0005	C	51	SD Balmain Mortgage	-	563.01
30/06/2023	290 0005	C	52	balmain	563.01	-
30/06/2023	300 0001	C	53	SD Balmain Mortgage	563.01	-
30/06/2023	604 0025	C	54	balmain	-	563.01
30/06/2023	290 0005	C	55	SD BNP Paribas	-	32.06
30/06/2023	290 0005	C	56	BNP Paribas	32.06	-
30/06/2023	300 0001	C	57	SD BNP Paribas	32.06	-
30/06/2023	607 8392	C	58	lwf dist	-	1,597.29
30/06/2023	290 0005	C	59	SD CHARTER HALL	-	245.89
30/06/2023	290 0005	C	60	CHARTER HALL	245.89	-
30/06/2023	607 8392	C	61	CHARTER HALL	-	245.89
30/06/2023	300 0001	C	62	SD CHARTER HALL	245.89	-
30/06/2023	608 9092	C	66	fawkner est	-	2,708.30
30/06/2023	290 0005	C	67	SD Fawkner Private Property Trust	-	270.83
30/06/2023	290 0005	C	68	Private Property Trust No.20	270.83	-
30/06/2023	300 0001	C	69	SD Fawkner Private Property Trust	270.83	-
30/06/2023	608 9092	C	70	Private Property Trust No.20	-	270.83
30/06/2023	626 0058	C	71	mich dist	-	562.09
30/06/2023	290 0005	C	72	SD Magellan	-	566.94
30/06/2023	290 0005	C	73	Magellan	566.94	-
30/06/2023	300 0001	C	74	SD Magellan	566.94	-
30/06/2023	626 0058	C	75	Magellan	-	566.94
30/06/2023	290 0005	C	76	M. C. P	3,414.74	-
30/06/2023	290 0005	C	77	SD MCP MASTER	-	3,282.38
30/06/2023	290 0005	C	78	MCP June 22	198.53	-
30/06/2023	290 0005	C	79	SD MCP Master	-	330.89
30/06/2023	604 0027	C	84	millbrook asset	-	123.29
30/06/2023	604 0022	C	85	oak cap	-	5,452.57
30/06/2023	290 0005	C	86	SD corval property	-	929.54
30/06/2023	290 0005	C	87	corval	-	1,869.41
30/06/2023	290 0005	C	88	Corval property income	2,798.95	-
30/06/2023	604 0023	C	91	rmb1 mrtg	-	7,450.29
30/06/2023	290 0005	C	94	SD Shakespeare Trust	-	700.00
30/06/2023	290 0005	C	95	shakespeare	700.00	-
30/06/2023	300 0001	C	97	SD Shakespeare Trust	700.00	-

Audit Trail

As at 30 June 2023

Date	Account Number	Cash/ Journal	Batch	Details	Debit \$	Credit \$
30/06/2023	608 8482	C	98	shakespeare roya dis	-	1,400.00
30/06/2023	608 8482	C	99	shakespeare	-	700.00
30/06/2023	300 0001	C	102	SD corval property	929.54	-
30/06/2023	608 8452	C	103	Corval property income	-	2,798.95
30/05/2023	690 0001	C	104	int	-	741.97
30/05/2023	801 0015	C	105	mng fee	13,790.76	-
30/06/2023	605 0176	C	106	agro investment	-	1,370.99
30/06/2023	605 0176	C	107	argo invest	-	1,412.53
30/05/2023	605 2750	C	108	azj ltd	-	967.50
30/06/2023	605 0444	C	109	brambles ltd	-	704.69
30/06/2023	605 2892	C	110	perls vii dist	-	259.33
30/06/2023	605 2346	C	111	div tls	-	865.12
30/06/2023	605 1315	C	112	div ivc	-	409.40
30/05/2023	605 2553	C	113	div wbc	-	1,440.50
30/05/2023	605 2813	C	114	div wtc	-	53.06
30/06/2023	605 2523	C	115	woodside	-	2,286.14
30/06/2023	605 2864	C	116	div resmed	-	111.57
30/06/2023	605 0117	C	117	div amcore	-	948.11
30/06/2023	604 0024	C	118	latrobe	-	7,080.27
30/06/2023	605 0280	C	136	div afi	-	2,491.00
30/06/2023	605 0139	C	137	div ann	-	751.48
30/06/2023	638 0027	C	138	anz cap note 3	-	729.83
30/06/2023	607 8394	C	139	wcmq dist	-	1,650.75
30/06/2023	207 8392	C	162	ch lwf	25,000.00	-
30/06/2023	638 0030	C	163	cap notes 4 dist	-	356.70
30/06/2023	290 0002	C	164	tfr	-	50,000.00
30/06/2023	290 0002	C	165	tfr	-	50,000.00
30/06/2023	290 0002	C	166	fawkner 20	-	50,000.00
30/06/2023	290 0002	C	167	tfr	-	345.50
30/06/2023	290 0002	C	168	int	192.11	-
30/06/2023	690 0002	C	169	int	-	192.11
30/06/2023	290 0003	C	170	int	5.70	-
30/06/2023	290 0003	C	171	withdraw	-	1,150.00
30/06/2023	290 0003	C	172	deposit	1,974.72	-
30/06/2023	290 0003	C	173	withdraw	-	2,000.53
30/06/2023	801 0019	C	174	ato levy	259.00	-
30/06/2023	450 0009	C	175	2022 tax refund	-	2,233.72
30/06/2023	690 0003	C	176	int	-	5.70
30/06/2023	290 0006	C	177	asic	-	59.00
30/06/2023	290 0006	C	178	walker partners	-	2,838.00
30/06/2023	290 0006	C	179	tfr	-	253.53
30/06/2023	290 0006	C	180	trf	3,150.53	-
30/06/2023	801 0019	C	181	asic	59.00	-
30/06/2023	801 0011	C	182	walker partners	2,838.00	-

Audit Trail

As at 30 June 2023

Date	Account Number	Cash/ Journal	Batch	Details	Debit \$	Credit \$
30/06/2023	629 0728	C	183	BNP Paribas	-	32.06
30/06/2023	290 0006	C	184	SD Partners Group	-	843.63
30/06/2023	290 0006	C	185	Partners Group	843.63	-
30/06/2023	300 0001	C	186	SD Partners Group	843.63	-
30/06/2023	629 1816	C	187	Partners Group	-	843.63
30/06/2023	290 0006	C	188	SD Impax	-	857.21
30/06/2023	290 0006	C	189	impax	857.21	-
30/06/2023	300 0001	C	190	SD Impax	857.21	-
30/06/2023	629 1815	C	191	impax	-	857.21
30/06/2023	607 8395	C	192	vacf	-	17.35
30/06/2023	700 00001	C	205	Contribution Member Non-Concessional Cont	-	110,000.00
30/06/2023	700 00003	C	205	Contribution Member Non-Concessional Cont	-	110,000.00
30/06/2023	607 3000	C	208	M. C. P	-	3,414.74
30/06/2023	300 0001	C	209	SD MCP Master	330.89	-
30/06/2023	607 3000	C	210	MCP June 22	-	198.53
30/06/2023	925 00001	J	217	Pension for member Coroneos, Constantine	109,990.71	-
30/06/2023	906 00018	J	217	Pension for member Coroneos, Constantine	-	109,990.71
30/06/2023	925 00003	J	218	Pension for member Coroneos, Dora	110,000.00	-
30/06/2023	906 00019	J	218	Pension for member Coroneos, Dora	-	110,000.00
30/06/2023	906 00006	C	219	Payment to Coroneos, Constantine (DNEL01(0	60.00	-
30/06/2023	906 00007	C	220	Payment to Coroneos, Constantine (DNEL01(0	4,210.00	-
30/06/2023	906 00017	C	221	Payment to Coroneos, Constantine (DNEL01(0	57,230.00	-
30/06/2023	906 00008	C	222	Payment to Coroneos, Dora (DNEL01(00008))	4,380.00	-
30/06/2023	906 00011	C	223	Payment to Coroneos, Dora (DNEL01(00011))	7,640.00	-
30/06/2023	906 00012	C	224	Payment to Coroneos, Dora (DNEL01(00012))	1,480.00	-
30/06/2023	906 00017	C	225	Payment to Coroneos, Constantine (DNEL01(0	253.53	-
30/06/2023	204 0027	C	226	millbrook cr fund	75,000.00	-
30/06/2023	208 8452	C	227	corval	50,000.00	-
30/06/2023	208 8452	C	228	corval	25,000.00	-
30/06/2023	208 8482	C	229	shakespeare queen st	50,000.00	-
30/06/2023	860 0004	J	1	Current year tax expense	(5,523.74)	-
30/06/2023	450 0009	J	1	Current year tax expense	-	(5,523.74)
30/06/2023	205 0117	J	1	Unrealised market movement	-	4,162.62
30/06/2023	205 0139	J	1	Unrealised market movement	4,451.98	-
30/06/2023	205 0176	J	1	Unrealised market movement	-	430.16
30/06/2023	205 0280	J	1	Unrealised market movement	-	5,262.03
30/06/2023	205 0430	J	1	Unrealised market movement	10,895.33	-
30/06/2023	205 0444	J	1	Unrealised market movement	7,466.60	-
30/06/2023	205 0806	J	1	Unrealised market movement	-	2,033.40
30/06/2023	205 1315	J	1	Unrealised market movement	3,559.23	-
30/06/2023	205 2346	J	1	Unrealised market movement	2,290.05	-
30/06/2023	205 2523	J	1	Unrealised market movement	1,583.40	-
30/06/2023	205 2553	J	1	Unrealised market movement	1,894.07	-
30/06/2023	205 2671	J	1	Unrealised market movement	-	1,795.48

Audit Trail

As at 30 June 2023

Date	Account Number	Cash/ Journal	Batch	Details	Debit \$	Credit \$
30/06/2023	205 2750	J	1	Unrealised market movement	648.60	-
30/06/2023	205 2763	J	1	Unrealised market movement	-	4,780.09
30/06/2023	205 2864	J	1	Unrealised market movement	1,303.80	-
30/06/2023	205 2892	J	1	Realised market movement	-	45.64
30/06/2023	207 8392	J	1	Unrealised market movement	-	4,119.73
30/06/2023	785 0015	J	1	Realised market movement - Domestic Shares	45.64	-
30/06/2023	780 0015	J	1	Unrealised market movement - Domestic Shar	-	11,509.55
30/06/2023	229 0728	J	1	Unrealised market movement	5,748.19	-
30/06/2023	229 1815	J	1	Unrealised market movement	6,015.15	-
30/06/2023	229 1816	J	1	Unrealised market movement	2,327.11	-
30/06/2023	229 1817	J	1	Unrealised market movement	9,031.16	-
30/06/2023	780 0009	J	1	Unrealised market movement - Foreign Assets	-	23,121.61
30/06/2023	226 0058	J	1	Unrealised market movement	-	1,941.60
30/06/2023	238 0027	J	1	Realised market movement	-	483.15
30/06/2023	785 0008	J	1	Realised market movement - Other Assets	483.15	-
30/06/2023	780 0008	J	1	Unrealised market movement - Other Assets	1,941.60	-
30/06/2023	205 2813	J	1	Realised market movement	3,290.57	-
30/06/2023	205 2813	J	1	Unrealised market movement	13,469.16	-
30/06/2023	207 8394	J	1	Unrealised market movement	5,350.66	-
30/06/2023	207 8395	J	1	Realised market movement	87.39	-
30/06/2023	238 0031	J	1	Unrealised market movement	-	295.45
30/06/2023	785 0007	J	1	Realised market movement - Other Investmen	-	3,377.96
30/06/2023	780 0007	J	1	Unrealised market movement - Other Investm	-	18,524.37
30/06/2023	207 3000	J	1	Unrealised market movement	-	772.06
30/06/2023	208 8452	J	1	Unrealised market movement	-	226.54
30/06/2023	208 8482	J	1	Unrealised market movement	-	2,200.00
30/06/2023	208 9092	J	1	Unrealised market movement	-	1,000.00
30/06/2023	780 0018	J	1	Unrealised market movement - Unit Trusts	4,198.60	-

Transactions that have been reconciled to each other within the Master Clearing Account in the selected report period have not been included in this report.

Coroneos Family Superannuation Fund
Capital Gains Analysis (2017)

For the year ended 30 June 2017

Account Number	Account Description	Investment Code	Date Acquired	Units	Highest Price	Highest Market Value	Highest Price Date	Purchase/Sale	Adjusted Cost	Gain/Loss
TOTALS										
						<u>0.00</u>			<u>0.00</u>	<u>0.00</u>

The Capital Gains Tax Relief measures allow a segregated super fund with eligible CGT assets, to commute assets from pension phase to accumulation phase, on any date between 9/11/2016 and 30/06/2017. This report identifies the highest value of individual assets during this period.