
Financial statements and reports for the year ended
30 June 2022

Jasalage Superannuation Fund

Prepared for: Grako Pty Ltd

Jasalage Superannuation Fund

Statement of Financial Position

As at 30 June 2022

	Note	2022 \$	2021 \$
Assets			
Investments			
Managed Investments (Australian)		493,253.25	597,610.61
Real Estate Properties		1,445,000.00	1,445,000.00
Real Estate Properties (Australian - Non Residential)		200,000.00	200,000.00
Shares in Listed Companies (Australian)		701,436.62	719,671.49
Stapled Securities		12,025.09	0.00
Units in Listed Unit Trusts (Australian)		380,932.57	533,278.42
Units in Listed Unit Trusts (Overseas)		1,075,351.21	1,306,161.13
Total Investments		<u>4,307,998.74</u>	<u>4,801,721.65</u>
Other Assets			
Sundry Debtors		2,462.31	2,673.36
Distributions Receivable		49,653.21	24,410.46
Commonwealth Accelerator Cash a/c #17623401		1,551,781.82	44,472.84
HUB24		17,030.51	17,864.94
Total Other Assets		<u>1,620,927.85</u>	<u>89,421.60</u>
Total Assets		<u>5,928,926.59</u>	<u>4,891,143.25</u>
Less:			
Liabilities			
Income Tax Payable		12,717.68	4,662.66
PAYG Payable		1,775.00	1,136.80
Loan		327,409.64	346,188.94
NAB Home Loan A/c (No 24-586-4720)		618,179.56	648,930.80
Total Liabilities		<u>960,081.88</u>	<u>1,000,919.20</u>
Net assets available to pay benefits		<u>4,968,844.71</u>	<u>3,890,224.05</u>
Represented by:			
Liability for accrued benefits allocated to members' accounts	3, 4		
Mulhearn, James Nicholas - Accumulation		2,414,919.03	1,898,755.22
Mulhearn, Sally - Accumulation		2,348,859.45	1,832,499.74
Mulhearn, Lauren Alexandra - Accumulation		76,226.93	76,062.47
Mulhearn, George Thomas - Accumulation		82,089.30	82,906.62
Contribution and Investment Reserves		46,750.00	0.00

Jasalage Superannuation Fund
Statement of Financial Position

As at 30 June 2022

	Note	2022	2021
		\$	\$
Total Liability for accrued benefits allocated to members' accounts		<u>4,968,844.71</u>	<u>3,890,224.05</u>

Jasalage Superannuation Fund

Operating Statement

For the year ended 30 June 2022

	Note	2022	2021
		\$	\$
Income			
Investment Income			
Trust Distributions		102,995.59	85,761.77
Dividends Received		23,483.36	20,808.12
Interest Received		163.85	31.72
Property Income		56,400.34	62,283.63
Contribution Income			
Employer Contributions		110,000.40	50,000.00
Personal Non Concessional		5,887.75	1,961.62
Other Contributions		989,920.80	1,552.10
Total Income		<u>1,288,852.09</u>	<u>222,398.96</u>
Expenses			
Accountancy Fees		1,099.00	2,396.00
Administration Costs		112.00	493.00
ATO Supervisory Levy		259.00	259.00
Bank Charges		96.00	65.00
Depreciation		16,352.00	17,120.00
Investment Expenses		9,875.43	10,141.39
Interest Paid		46,373.46	47,619.46
Property Expenses		34,408.84	17,133.49
15 Cemetery Rd		1,928.00	6,220.58
1603 Austin		9,350.74	11,885.00
		<u>119,854.47</u>	<u>113,332.92</u>
Member Payments			
Life Insurance Premiums		1,274.08	5,748.85
Benefits Paid/Transfers Out		0.00	20,000.00
Investment Losses			
Changes in Market Values		79,550.73	(606,073.74)
Total Expenses		<u>200,679.28</u>	<u>(466,991.97)</u>
Benefits accrued as a result of operations before income tax		<u>1,088,172.81</u>	<u>689,390.93</u>
Income Tax Expense	5	9,552.15	1,941.13
Benefits accrued as a result of operations		<u>1,078,620.66</u>	<u>687,449.80</u>

Notes to the Financial Statements

For the year ended 30 June 2022

Note 1: Summary of Significant Accounting Policies

The trustees have prepared the financial statements on the basis that the Superannuation Fund is not a reporting entity because it is not publicly accountable and is not required by law or governing document to prepare financial statements that comply with Australian Accounting Standards. The financial statements are therefore special purpose financial statements that have been prepared in order to meet the requirements of the Superannuation Industry (Supervision) Act 1993 and associated Regulations, the trust deed of the Fund and the needs of members.

The financial statements have been prepared on a cash basis and are based on historical costs, except for investments which have been measured at market value.

The following significant accounting policies, which are consistent with the policies applied in the previous period unless otherwise stated, have been adopted in the preparation of the financial statements.

The financial statements were authorised for issue by the Director(s).

a. Measurement of Investments

The Fund initially recognises:

- (i) an investment when it controls the future economic benefits expected to flow from the asset. For financial assets, the trade date is considered to be the date on which control of the future economic benefits attributable to the asset passes to the Fund; and
- (ii) a financial liability on the date it becomes a party to the contractual provisions of the instrument.

Investments of the Fund have been measured at market value, which refers to the amount that a willing buyer could reasonably be expected to pay to acquire an asset from a willing seller if the following assumptions were made:

- that the buyer and the seller deal with each other at arm's length in relation to the sale;
- that the sale occurred after proper marketing of the asset; and
- that the buyer and the seller acted knowledgeably and prudentially in relation to the sale.

Market value has been determined as follows:

- (i) shares and other securities listed on the Australian Securities Exchange by reference to the relevant market quotations at the end of the reporting period;
- (ii) units in managed funds by reference to the unit redemption price at the end of the reporting period;
- (iii) fixed-interest securities by reference to the redemption price at the end of the reporting period;
- (iv) unlisted investments are stated at trustees' assessment based on estimated market value at balance date or where necessary, an external valuer's opinion; and
- (v) investment properties at the trustees' assessment of the market value or where necessary a qualified independent valuer's opinion at the end of reporting period.

Financial liabilities, such as trade creditors and other payables, are measured at the gross value of the outstanding balance at the end of the reporting period. The trustees have determined that the gross values of the Fund's financial liabilities is equivalent to their market values. Any remeasurement changes in the gross values of non-current financial liabilities (including liabilities for members' accrued benefits) are recognised in the operating statement in the periods in which they occur.

b. Cash and Cash Equivalents

Cash and cash equivalents include cash on hand and at call, deposits with banks and short-term, highly liquid investments that are readily convertible to cash and subject to an insignificant risk of change in value.

c. Revenue

Revenue is recognised to the extent that it is probable that the economic benefits will flow to the Fund and the revenue can be reliably measured. Revenue is recognised at the fair value of the consideration received or receivable.

Notes to the Financial Statements

For the year ended 30 June 2022

Interest revenue

Interest revenue is recognised in respect of fixed-interest securities, and cash and cash equivalent balances. Interest revenue is recognised upon receipt.

Dividend revenue

Dividend revenue is recognised when the dividend has been paid or, in the case of dividend reinvestment schemes, when the dividend is credited to the benefit of the fund.

Rental revenue

Rental revenue arising from operating leases on investment properties is recognised upon receipt.

Distribution revenue

Distributions from unit trusts and managed funds are recognised as at the date the unit value is quoted ex-distribution and if not received at the end of the reporting period, are reflected in the statement of financial position as a receivable at market value.

Remeasurement changes in market values

Remeasurement changes in the market values of assets are recognised as income and determined as the difference between the market value at year-end or consideration received (if sold during the year) and the market value as at the prior year-end or cost (if acquired during the period).

Contributions

Contributions and transfers in are recognised when the control and the benefits from the revenue have been attained and are recorded by the Fund, gross of any taxes, in the period to which they relate.

d. Liability for Accrued Benefits

The liability for accrued benefits represents the Fund's present obligation to pay benefits to members and beneficiaries, and has been calculated as the difference between the carrying amount of the assets and the carrying amount of the other payables and income tax liabilities as at the end of the reporting period.

e. Critical Accounting Estimates and Judgements

The preparation of financial statements requires the trustees to make judgements, estimates and assumptions that affect the application of accounting policies and the reported amounts of assets and liabilities, income and expenses. Actual results may differ from these estimates.

Estimates and underlying assumptions are reviewed on an ongoing basis. Revisions to accounting estimates are recognised in the period in which the estimate is revised and in any future period affected.

Note 2: Banks and Term Deposits

	2022 \$	2021 \$
Banks		
Commonwealth Accelerator Cash a/c #17623401	1,551,781.82	44,472.84
HUB24	17,030.51	17,864.94
	1,568,812.33	62,337.78

Note 3: Liability for Accrued Benefits

Notes to the Financial Statements

For the year ended 30 June 2022

	2022 \$	2021 \$
Liability for accrued benefits at beginning of year	3,890,224.05	3,202,774.25
Benefits accrued as a result of operations	1,078,620.66	687,449.80
Contribution and Investment Reserves	46,750.00	0.00
Current year member movements	(46,750.00)	0.00
Liability for accrued benefits at end of year	4,968,844.71	3,890,224.05

Note 4: Vested Benefits

Vested benefits are benefits that are not conditional upon continued membership of the fund (or any factor other than resignation from the plan) and include benefits which members were entitled to receive had they terminated their fund membership as at the end of the reporting period.

	2022 \$	2021 \$
Vested Benefits	4,968,844.71	3,890,224.05

Note 5: Income Tax Expense

	2022 \$	2021 \$
The components of tax expense comprise		
Current Tax	9,552.15	1,941.13
Income Tax Expense	9,552.15	1,941.13

The prima facie tax on benefits accrued before income tax is reconciled to the income tax as follows:

Prima facie tax payable on benefits accrued before income tax at 15%	163,225.92	103,408.65
Less:		
Tax effect of:		
Non Taxable Contributions	149,371.28	527.10
Increase in MV of Investments	0.00	84,338.85
Realised Accounting Capital Gains	13,213.14	6,572.25
Accounting Trust Distributions	15,449.34	5,189.70
Tax Adjustment – Investment Expenses (I1)	0.00	0.00
Other Non-Taxable Income	45.80	(127.35)

Add:
Tax effect of:

Jasalage Superannuation Fund**Notes to the Financial Statements**

For the year ended 30 June 2022

Decrease in MV of Investments	25,145.75	0.00
Benefit Payments	0.00	3,000.00
Franking Credits	3,239.02	2,268.45
Foreign Credits	639.53	0.00
Net Capital Gains	12,616.20	7,841.25
Taxable Trust Distributions	5,628.55	0.00
Distributed Foreign Income	2,994.21	0.00
Rounding	(0.47)	521.25
Income Tax on Taxable Income or Loss	35,409.15	20,539.05
Less credits:		
Franking Credits	21,593.49	15,122.94
Foreign Credits	4,263.51	3,474.98
Other Adjustments		5,325.00
Current Tax or Refund	<u>9,552.15</u>	<u>1,941.13</u>

Jasalage Superannuation Fund

Trustees Declaration

Grako Pty Ltd ACN: 162893147

The directors of the trustee company have determined that the Fund is not a reporting entity and that these special purpose financial statements should be prepared in accordance with the accounting policies described in Note 1 to the financial statements.

The directors of the trustee company declare that:

- (i) the financial statements and notes to the financial statements for the year ended 30 June 2022 present fairly, in all material respects, the financial position of the Superannuation Fund at 30 June 2022 and the results of its operations for the year ended on that date in accordance with the accounting policies described in Note 1 to the financial statements;
- (ii) the financial statements and notes to the financial statements have been prepared in accordance with the requirements of the trust deed; and
- (iii) the operation of the superannuation fund has been carried out in accordance with its trust deed and in compliance with the requirements of the Superannuation Industry (Supervision) Act 1993 and associated Regulations during the year ended 30 June 2022.

Signed in accordance with a resolution of the directors of the trustee company by:

.....
James Nicholas Mulhearn
Grako Pty Ltd
Director

.....
Sally Mulhearn
Grako Pty Ltd
Director

.....
Lauren Alexandra Mulhearn
Grako Pty Ltd
Director

.....
George Thomas Mulhearn
Grako Pty Ltd
Director

25 February 2023

Jasalage Superannuation Fund

Statement of Taxable Income

For the year ended 30 June 2022

	2022
	\$
Benefits accrued as a result of operations	1,088,172.81
Less	
Other Non Taxable Income	305.32
Realised Accounting Capital Gains	88,087.61
Accounting Trust Distributions	102,995.59
Non Taxable Contributions	995,808.55
	<u>1,187,197.07</u>
Add	
Decrease in MV of investments	167,638.34
Franking Credits	21,593.49
Foreign Credits	4,263.51
Net Capital Gains	84,108.00
Taxable Trust Distributions	37,523.67
Distributed Foreign income	19,961.39
	<u>335,088.40</u>
SMSF Annual Return Rounding	(3.14)
Taxable Income or Loss	<u>236,061.00</u>
Income Tax on Taxable Income or Loss	35,409.15
Less	
Franking Credits	21,593.49
Foreign Credits	4,263.51
	<u>9,552.15</u>
CURRENT TAX OR REFUND	<u>9,552.15</u>
Supervisory Levy	259.00
Income Tax Instalments Paid	(5,325.00)
AMOUNT DUE OR REFUNDABLE	<u>4,486.15</u>

Self-managed superannuation fund annual return **2022**

Who should complete this annual return?

Only self-managed superannuation funds (SMSFs) can complete this annual return. All other funds must complete the *Fund income tax return 2022* (NAT 71287).

- ❗ The *Self-managed superannuation fund annual return instructions 2022* (NAT 71606) (the instructions) can assist you to complete this annual return.
- ⊖ The SMSF annual return cannot be used to notify us of a change in fund membership. You must update fund details via ABR.gov.au or complete the Change of details for superannuation entities form (NAT 3036).

To complete this annual return

- Print clearly, using a BLACK pen only.
- Use BLOCK LETTERS and print one character per box.

S	M	/	T	#		S	T				
---	---	---	---	---	--	---	---	--	--	--	--

- Place X in ALL applicable boxes.

➤ Postal address for annual returns:

Australian Taxation Office
GPO Box 9845
[insert the name and postcode
of your capital city]

For example;

Australian Taxation Office
GPO Box 9845
SYDNEY NSW 2001

Section A: Fund information

1 Tax file number (TFN)

- ❗ The ATO is authorised by law to request your TFN. You are not obliged to quote your TFN but not quoting it could increase the chance of delay or error in processing your annual return. See the Privacy note in the Declaration.

➤ To assist processing, write the fund's TFN at the top of pages 3, 5, 7, 9 and 11.

2 Name of self-managed superannuation fund (SMSF)

3 Australian business number (ABN) (if applicable)

4 Current postal address

Suburb/town

State/territory

Postcode

5 Annual return status

- | | | | |
|--|----------|----|-----|
| Is this an amendment to the SMSF's 2022 return? | A | No | Yes |
| Is this the first required return for a newly registered SMSF? | B | No | Yes |

6 SMSF auditor

Auditor's name

Title: Mr Mrs Miss Ms Other

Family name

First given name

Other given names

SMSF Auditor Number

Auditor's phone number

Postal address

Suburb/town

State/territory

Postcode

Date audit was completed **A** Day / Month / Year

Was Part A of the audit report qualified? **B** No Yes

Was Part B of the audit report qualified? **C** No Yes

If Part B of the audit report was qualified,
have the reported issues been rectified? **D** No Yes

7 Electronic funds transfer (EFT)

We need your self-managed super fund's financial institution details to pay any super payments and tax refunds owing to you.

A Fund's financial institution account details

This account is used for super contributions and rollovers. Do not provide a tax agent account here.

Fund BSB number

Fund account number

Fund account name

I would like my tax refunds made to this account. **Go to C.**

B Financial institution account details for tax refunds

This account is used for tax refunds. You can provide a tax agent account here.

BSB number

Account number

Account name

C Electronic service address alias

Provide the electronic service address alias (ESA) issued by your SMSF messaging provider.
(For example, SMSFdataESAAlias). See instructions for more information.

8 Status of SMSF Australian superannuation fund **A** No Yes Fund benefit structure **B** Code
 Does the fund trust deed allow acceptance of the Government's Super Co-contribution and Low Income Super Amounts? **C** No Yes

9 Was the fund wound up during the income year?
 No Yes **▶** If yes, provide the date on which the fund was wound up Day / Month / Year **▶** Have all tax lodgment and payment obligations been met? No Yes

10 Exempt current pension income

Did the fund pay retirement phase superannuation income stream benefits to one or more members in the income year?

⊖ To claim a tax exemption for current pension income, you must pay at least the minimum benefit payment under the law. Record exempt current pension income at Label **A**.

No **▶** Go to Section B: Income.

Yes **▶** Exempt current pension income amount **A** \$

Which method did you use to calculate your exempt current pension income?

Segregated assets method **B**

Unsegregated assets method **C** **▶** Was an actuarial certificate obtained? **D** Yes

Did the fund have any other income that was assessable?

E **Yes** **▶** Go to Section B: Income.

No **▶** Choosing 'No' means that you do not have any assessable income, including no-TFN quoted contributions. Go to Section C: Deductions and non-deductible expenses. (Do **not** complete Section B: Income.)

⊖ If you are entitled to claim any tax offsets, you can list these at Section D: Income tax calculation statement.

Section B: Income

Do not complete this section if all superannuation interests in the SMSF were supporting superannuation income streams in the retirement phase for the **entire year**, there was **no** other income that was assessable, and you **have not** realised a deferred notional gain. If you are entitled to claim any tax offsets, you can record these at Section D: Income tax calculation statement.

11 Income

Did you have a capital gains tax (CGT) event during the year?

G No Yes

If the total capital loss or total capital gain is greater than \$10,000 or you elected to use the transitional CGT relief in 2017 and the deferred notional gain has been realised, complete and attach a *Capital gains tax (CGT) schedule 2022*.

Have you applied an exemption or rollover?

M No Yes

Code

Net capital gain **A** \$

Gross rent and other leasing and hiring income **B** \$

Gross interest **C** \$

Forestry managed investment scheme income **X** \$

Gross foreign income		Loss
D1 \$	Net foreign income	D \$

Australian franking credits from a New Zealand company **E** \$

Number

Transfers from foreign funds **F** \$

Gross payments where ABN not quoted **H** \$

Calculation of assessable contributions

Assessable employer contributions

R1 \$

plus Assessable personal contributions

R2 \$

plus **No-TFN-quoted contributions

R3 \$

(an amount must be included even if it is zero)

less Transfer of liability to life insurance company or PST

R6 \$

Gross distribution from partnerships **I** \$

*Unfranked dividend amount **J** \$

*Franked dividend amount **K** \$

*Dividend franking credit **L** \$

*Gross trust distributions **M** \$

Loss

Code

Assessable contributions **R** \$
(**R1** plus **R2** plus **R3** less **R6**)

Calculation of non-arm's length income

*Net non-arm's length private company dividends

U1 \$

plus *Net non-arm's length trust distributions

U2 \$

plus *Net other non-arm's length income

U3 \$

*Other income **S** \$

*Assessable income due to changed tax status of fund **T** \$

Net non-arm's length income **U** \$
(subject to 45% tax rate)
(**U1** plus **U2** plus **U3**)

Code

#This is a mandatory label.

*If an amount is entered at this label, check the instructions to ensure the correct tax treatment has been applied.

GROSS INCOME **W** \$
(Sum of labels **A** to **U**)

Loss

Exempt current pension income **Y** \$

TOTAL ASSESSABLE INCOME **V** \$
(**W** less **Y**)

Loss

Section C: Deductions and non-deductible expenses

12 Deductions and non-deductible expenses

- Under 'Deductions' list all expenses and allowances you are entitled to claim a deduction for. Under 'Non-deductible expenses', list all other expenses or normally allowable deductions that you cannot claim as a deduction (for example, all expenses related to exempt current pension income should be recorded in the 'Non-deductible expenses' column).

	DEDUCTIONS		NON-DEDUCTIBLE EXPENSES
Interest expenses within Australia	A1 \$		A2 \$
Interest expenses overseas	B1 \$		B2 \$
Capital works expenditure	D1 \$		D2 \$
Decline in value of depreciating assets	E1 \$		E2 \$
Insurance premiums – members	F1 \$		F2 \$
SMSF auditor fee	H1 \$		H2 \$
Investment expenses	I1 \$		I2 \$
Management and administration expenses	J1 \$		J2 \$
Forestry managed investment scheme expense	U1 \$		U2 \$
Other amounts	L1 \$	Code	L2 \$
Tax losses deducted	M1 \$		

TOTAL DEDUCTIONS
N \$
(Total **A1** to **M1**)

TOTAL NON-DEDUCTIBLE EXPENSES
Y \$
(Total **A2** to **L2**)

#TAXABLE INCOME OR LOSS Loss
O \$
(**TOTAL ASSESSABLE INCOME** less
TOTAL DEDUCTIONS)

TOTAL SMSF EXPENSES
Z \$
(**N plus Y**)

#This is a mandatory label.

Section D: Income tax calculation statement

#Important:

Section B label **R3**, Section C label **O** and Section D labels **A, T1, J, T5** and **I** are mandatory. If you leave these labels blank, you will have specified a zero amount.

13 Calculation statement

Please refer to the *Self-managed superannuation fund annual return instructions 2022* on how to complete the calculation statement.

#Taxable income	A \$	<i>(an amount must be included even if it is zero)</i>
#Tax on taxable income	T1 \$	<i>(an amount must be included even if it is zero)</i>
#Tax on no-TFN-quoted contributions	J \$	<i>(an amount must be included even if it is zero)</i>

Gross tax **B \$**
(T1 plus J)

Foreign income tax offset	C1 \$	
Rebates and tax offsets	C2 \$	Non-refundable non-carry forward tax offsets
		C \$
		<i>(C1 plus C2)</i>

SUBTOTAL 1
T2 \$
(B less C – cannot be less than zero)

Early stage venture capital limited partnership tax offset	D1 \$	
Early stage venture capital limited partnership tax offset carried forward from previous year	D2 \$	Non-refundable carry forward tax offsets
Early stage investor tax offset	D3 \$	D \$
Early stage investor tax offset carried forward from previous year	D4 \$	<i>(D1 plus D2 plus D3 plus D4)</i>
		SUBTOTAL 2
		T3 \$
		<i>(T2 less D – cannot be less than zero)</i>

Complying fund's franking credits tax offset	E1 \$	
No-TFN tax offset	E2 \$	
National rental affordability scheme tax offset	E3 \$	Refundable tax offsets
Exploration credit tax offset	E4 \$	E \$
		<i>(E1 plus E2 plus E3 plus E4)</i>

#TAX PAYABLE **T5 \$**
(T3 less E – cannot be less than zero)

Section 102AAM interest charge
G \$

Credit for interest on early payments – amount of interest	
H1 \$	
Credit for tax withheld – foreign resident withholding (excluding capital gains)	
H2 \$	
Credit for tax withheld – where ABN or TFN not quoted (non-individual)	
H3 \$	
Credit for TFN amounts withheld from payments from closely held trusts	
H5 \$	
Credit for interest on no-TFN tax offset	
H6 \$	
Credit for foreign resident capital gains withholding amounts	
H8 \$	
	Eligible credits
	H \$
	<i>(H1 plus H2 plus H3 plus H5 plus H6 plus H8)</i>

#Tax offset refunds (Remainder of refundable tax offsets)	I \$	<i>(unused amount from label E – an amount must be included even if it is zero)</i>
---	-------------	---

PAYG instalments raised
K \$
Supervisory levy
L \$
Supervisory levy adjustment for wound up funds
M \$
Supervisory levy adjustment for new funds
N \$

AMOUNT DUE OR REFUNDABLE A positive amount at S is what you owe, while a negative amount is refundable to you.	S \$	<i>(T5 plus G less H less I less K plus L less M plus N)</i>
---	-------------	--

#This is a mandatory label.

Section E: Losses

14 Losses

! If total loss is greater than \$100,000, complete and attach a *Losses schedule 2022*.

Tax losses carried forward to later income years **U \$**
 Net capital losses carried forward to later income years **V \$**

Section F: Member information

MEMBER 1

Title: Mr Mrs Miss Ms Other

Family name

First given name

Other given names

Member's TFN

See the Privacy note in the Declaration.

Day Month Year

Date of birth

Contributions

OPENING ACCOUNT BALANCE \$

I Refer to instructions for completing these labels.

A \$ Employer contributions

A \$

ABN of principal employer

A1

Personal contributions

B \$

CGT small business retirement exemption

C \$

CGT small business 15-year exemption amount

D \$

Personal injury election

E \$

Spouse and child contributions

F \$

Other third party contributions

G \$

H \$ Proceeds from primary residence disposal

H \$

Day Month Year

H1 Receipt date / /

Assessable foreign superannuation fund amount

I \$

Non-assessable foreign superannuation fund amount

J \$

Transfer from reserve: assessable amount

K \$

Transfer from reserve: non-assessable amount

L \$

Contributions from non-complying funds and previously non-complying funds

T \$

Any other contributions (including Super Co-contributions and Low Income Super Amounts)

M \$

TOTAL CONTRIBUTIONS N \$

(Sum of labels **A** to **M**)

Other transactions

S1 \$ Accumulation phase account balance

S1 \$

Retirement phase account balance - Non CDBIS

S2 \$

Retirement phase account balance - CDBIS

S3 \$

TRIS Count

CLOSING ACCOUNT BALANCE S \$

(**S1** plus **S2** plus **S3**)

O \$ Allocated earnings or losses

O \$

Loss

P \$ Inward rollovers and transfers

P \$

Q \$ Outward rollovers and transfers

Q \$

R1 \$ Lump Sum payments

R1 \$

Code

R2 \$ Income stream payments

R2 \$

Code

Accumulation phase value **X1** \$

Retirement phase value **X2** \$

Outstanding limited recourse borrowing arrangement amount **Y** \$

MEMBER 2

Title: Mr Mrs Miss Ms Other

Family name

First given name

Other given names

Member's TFN

See the Privacy note in the Declaration.

Date of birth Day Month Year

Contributions

OPENING ACCOUNT BALANCE \$

! Refer to instructions for completing these labels.

A \$ Employer contributions

ABN of principal employer

A1

Personal contributions

B \$

CGT small business retirement exemption

C \$

CGT small business 15-year exemption amount

D \$

Personal injury election

E \$

Spouse and child contributions

F \$

Other third party contributions

G \$

H \$ Proceeds from primary residence disposal

H1 Receipt date Day / Month / Year

I \$ Assessable foreign superannuation fund amount

J \$ Non-assessable foreign superannuation fund amount

K \$ Transfer from reserve: assessable amount

L \$ Transfer from reserve: non-assessable amount

M \$ Contributions from non-complying funds and previously non-complying funds

T \$ Any other contributions (including Super Co-contributions and Low Income Super Amounts)

M \$

TOTAL CONTRIBUTIONS N \$ (Sum of labels A to M)
--

Other transactions

Accumulation phase account balance S1 \$
Retirement phase account balance – Non CDBIS S2 \$
Retirement phase account balance – CDBIS S3 \$

O \$ Allocated earnings or losses Loss

P \$ Inward rollovers and transfers

Q \$ Outward rollovers and transfers

R1 \$ Lump Sum payments Code

R2 \$ Income stream payments Code

TRIS Count CLOSING ACCOUNT BALANCE S \$ (S1 plus S2 plus S3)
--

Accumulation phase value **X1 \$**

Retirement phase value **X2 \$**

Outstanding limited recourse borrowing arrangement amount **Y \$**

MEMBER 3

Title: Mr Mrs Miss Ms Other

Family name

First given name

Other given names

Member's TFN

See the Privacy note in the Declaration.

Day Month Year

Date of birth

Contributions

OPENING ACCOUNT BALANCE \$

! Refer to instructions for completing these labels.

- A \$** Employer contributions
- ABN of principal employer
- A1** Personal contributions
- B \$** CGT small business retirement exemption
- C \$** CGT small business 15-year exemption amount
- D \$** Personal injury election
- E \$** Spouse and child contributions
- F \$** Other third party contributions
- G \$**

- H \$** Proceeds from primary residence disposal
- H1** Receipt date Day / Month / Year
- I \$** Assessable foreign superannuation fund amount
- J \$** Non-assessable foreign superannuation fund amount
- K \$** Transfer from reserve: assessable amount
- L \$** Transfer from reserve: non-assessable amount
- M \$** Contributions from non-complying funds and previously non-complying funds
- T \$** Any other contributions (including Super Co-contributions and Low Income Super Amounts)

TOTAL CONTRIBUTIONS N \$
(Sum of labels **A** to **M**)

Other transactions

- S1 \$** Accumulation phase account balance
- S2 \$** Retirement phase account balance - Non CDBIS
- S3 \$** Retirement phase account balance - CDBIS

- O \$** Allocated earnings or losses Loss
- P \$** Inward rollovers and transfers
- Q \$** Outward rollovers and transfers
- R1 \$** Lump Sum payments Code
- R2 \$** Income stream payments Code

TRIS Count **CLOSING ACCOUNT BALANCE S \$**
(S1 plus S2 plus S3)

- Accumulation phase value **X1 \$**
- Retirement phase value **X2 \$**
- Outstanding limited recourse borrowing arrangement amount **Y \$**

MEMBER 4

Title: Mr Mrs Miss Ms Other

Family name

First given name

Other given names

Member's TFN

See the Privacy note in the Declaration.

Date of birth Day Month Year

Contributions OPENING ACCOUNT BALANCE \$

! Refer to instructions for completing these labels.

- A \$** Employer contributions
- ABN of principal employer
- A1** Personal contributions
- B \$** CGT small business retirement exemption
- C \$** CGT small business 15-year exemption amount
- D \$** Personal injury election
- E \$** Spouse and child contributions
- F \$** Other third party contributions
- G \$**

- H \$** Proceeds from primary residence disposal
- H1** Receipt date Day / Month / Year
- I \$** Assessable foreign superannuation fund amount
- J \$** Non-assessable foreign superannuation fund amount
- K \$** Transfer from reserve: assessable amount
- L \$** Transfer from reserve: non-assessable amount
- M \$** Contributions from non-complying funds and previously non-complying funds
- T \$** Any other contributions (including Super Co-contributions and Low Income Super Amounts)

TOTAL CONTRIBUTIONS N \$ (Sum of labels **A** to **M**)

Other transactions

- S1 \$** Accumulation phase account balance
- S2 \$** Retirement phase account balance - Non CDBIS
- S3 \$** Retirement phase account balance - CDBIS

- O \$** Allocated earnings or losses Loss
- P \$** Inward rollovers and transfers
- Q \$** Outward rollovers and transfers
- R1 \$** Lump Sum payments Code
- R2 \$** Income stream payments Code

TRIS Count **CLOSING ACCOUNT BALANCE S \$** (**S1** plus **S2** plus **S3**)

- Accumulation phase value **X1 \$**
- Retirement phase value **X2 \$**
- Outstanding limited recourse borrowing arrangement amount **Y \$**

Section H: **Assets and liabilities**

15 ASSETS

15a **Australian managed investments**

Listed trusts **A \$**

Unlisted trusts **B \$**

Insurance policy **C \$**

Other managed investments **D \$**

15b **Australian direct investments**

Cash and term deposits **E \$**

Limited recourse borrowing arrangements	Debt securities F \$
Australian residential real property	Loans G \$
J1 \$	Listed shares H \$
Australian non-residential real property	Unlisted shares I \$
J2 \$	Limited recourse borrowing arrangements J \$
Overseas real property	Non-residential real property K \$
J3 \$	Residential real property L \$
Australian shares	Collectables and personal use assets M \$
J4 \$	Other assets O \$
Overseas shares	
J5 \$	
Other	
J6 \$	
Property count	
J7	

15c **Other investments**

Crypto-Currency **N \$**

15d **Overseas direct investments**

Overseas shares **P \$**

Overseas non-residential real property **Q \$**

Overseas residential real property **R \$**

Overseas managed investments **S \$**

Other overseas assets **T \$**

TOTAL AUSTRALIAN AND OVERSEAS ASSETS U \$ (Sum of labels A to T)

15e **In-house assets**

Did the fund have a loan to, lease to or investment in, related parties (known as in-house assets) at the end of the income year?

A No Yes **B** \$

15f Limited recourse borrowing arrangements

If the fund had an LRBA were the LRBA borrowings from a licensed financial institution? **A** No Yes

Did the members or related parties of the fund use personal guarantees or other security for the LRBA? **B** No Yes

16 LIABILITIES

Borrowings for limited recourse borrowing arrangements V1 \$	
Permissible temporary borrowings V2 \$	
Other borrowings V3 \$	
	Borrowings V \$
Total member closing account balances (total of all CLOSING ACCOUNT BALANCES from Sections F and G)	W \$
	Reserve accounts X \$
	Other liabilities Y \$
	TOTAL LIABILITIES Z \$

Section I: Taxation of financial arrangements

17 Taxation of financial arrangements (TOFA)

Total TOFA gains **H \$**

Total TOFA losses **I \$**

Section J: Other information

Family trust election status

If the trust or fund has made, or is making, a family trust election, write the four-digit **income year specified** of the election (for example, for the 2021–22 income year, write **2022**). **A**


If revoking or varying a family trust election, print **R** for revoke or print **V** for variation, and complete and attach the *Family trust election, revocation or variation 2022*. **B**

Interposed entity election status

If the trust or fund has an existing election, write the earliest income year specified. If the trust or fund is making one or more elections this year, write the earliest income year being specified and complete an *Interposed entity election or revocation 2022* for each election. **C**

If revoking an interposed entity election, print **R**, and complete and attach the *Interposed entity election or revocation 2022*. **D**

Section K: Declarations

 Penalties may be imposed for false or misleading information in addition to penalties relating to any tax shortfalls.

Important

Before making this declaration check to ensure that all income has been disclosed and the annual return, all attached schedules and any additional documents are true and correct in every detail. If you leave labels blank, you will have specified a zero amount or the label was not applicable to you. If you are in doubt about any aspect of the annual return, place all the facts before the ATO.

Privacy

The ATO is authorised by the *Taxation Administration Act 1953* to request the provision of tax file numbers (TFNs). We will use the TFN to identify the entity in our records. It is not an offence not to provide the TFN. However if you do not provide the TFN, the processing of this form may be delayed.

Taxation law authorises the ATO to collect information and disclose it to other government agencies. For information about your privacy go to ato.gov.au/privacy

TRUSTEE'S OR DIRECTOR'S DECLARATION:

I declare that, the current trustees and directors have authorised this annual return and it is documented as such in the SMSF's records. I have received a copy of the audit report and are aware of any matters raised therein. The information on this annual return, including any attached schedules and additional documentation is true and correct.

Authorised trustee's, director's or public officer's signature

Date / /
Day / Month / Year

Preferred trustee or director contact details:

Title: Mr Mrs Miss Ms Other

Family name

First given name

Other given names

Phone number

Email address

Non-individual trustee name (if applicable)

ABN of non-individual trustee

Time taken to prepare and complete this annual return Hrs

 The Commissioner of Taxation, as Registrar of the Australian Business Register, may use the ABN and business details which you provide on this annual return to maintain the integrity of the register. For further information, refer to the instructions.

TAX AGENT'S DECLARATION:

I declare that the *Self-managed superannuation fund annual return 2022* has been prepared in accordance with information provided by the trustees, that the trustees have given me a declaration stating that the information provided to me is true and correct, and that the trustees have authorised me to lodge this annual return.

Tax agent's signature

Date / /
Day / Month / Year

Tax agent's contact details

Title: Mr Mrs Miss Ms Other

Family name

First given name

Other given names

Tax agent's practice

Tax agent's phone number

Reference number

Tax agent number

.....**Electronic Lodgment Declaration (SMSF)**

This declaration is to be completed where the tax return is to be lodged via an approved ATO electronic channel. It is the responsibility of the taxpayer to retain this declaration for a period of five years after the declaration is made, penalties may apply for failure to do so.

Privacy

The ATO is authorised by the Taxation Administration Act 1953 to request the provision of tax file numbers (TFNs). The ATO will use the TFNs to identify each partner or beneficiary or entity in our records. It is not an offence not to provide the TFNs. However, you cannot lodge your tax return electronically if you do not quote your TFN.

Taxation law authorises the ATO to collect information and disclose it to other government agencies, including personal information about the person authorised to sign the declaration. For information about privacy go to ato.gov.au/privacy

The Australian Business Register

The Commissioner of Taxation, as Registrar of the Australian Business Register, may use the ABN and business details which you provide on this tax return to maintain the integrity of the register.

Please refer to the privacy statement on the Australian Business Register (ABR) website (www.abr.gov.au) for further information - it outlines our commitment to safeguarding your details.

Electronic funds transfer - direct debit

Where you have requested an EFT direct debit some of your details will be provided to your financial institution and the Tax Office's sponsor bank to facilitate the payment of your taxation liability from your nominated account.

Tax File Number	Name of Fund	Year
-----------------	--------------	------

I authorise my tax agent to electronically transmit this tax return via an approved ATO electronic channel.

Important

Before making this declaration please check to ensure that all income has been disclosed and the tax return is true and correct in every detail. If you are in doubt about any aspect of the tax return, place all the facts before the Tax Office. The tax law provides heavy penalties for false or misleading statements on tax returns.

Declaration:

I declare that:

- ■ All the information provided to the agent for the preparation of this tax return, including any applicable schedules is true and correct; and
- ■ I authorise the agent to lodge this tax return.

Signature of Partner, Trustee, or Director

Date

/ /

ELECTRONIC FUNDS TRANSFER CONSENT

This declaration is to be completed when an electronic funds transfer (EFT) of a refund is requested and the tax return is being lodged through an approved ATO electronic channel.

This declaration must be signed by the partner, trustee, director or public officer prior to the EFT details being transmitted to the Tax Office. If you elect for an EFT, all details below must be completed.

Important: Care should be taken when completing EFT details as the payment of any refund will be made to the account specified.

5 Wt i bhBUa Y.....

.....

I authorise the refund to be deposited directly to the specified account

Signature

Date

/ /

.....Tax Agent's 8 YWUfUjcb

I declare that:

- I have prepared this tax return in accordance with the information supplied by the partner, trustee, director or public officer
- I have received a declaration made by the entity that the information provided to me for the preparation of this tax return is true and correct; and
- I am authorised by the partner, trustee, director or public officer to lodge this tax return, including any applicable schedules.

Agent's signature.....

Date

Contact name

Client Reference

Agent's Phone Number.....

HU '5 [YbhBi a VYf



Capital gains tax (CGT) schedule

2022

When completing this form

- Print clearly, using a black or dark blue pen only.
- Use BLOCK LETTERS and print one character in each box.

S	M	I	T	H		S	T										
---	---	---	---	---	--	---	---	--	--	--	--	--	--	--	--	--	--

- Do not use correction fluid or covering stickers.
- Sign next to any corrections with your **full signature** (not initials).

- Use in conjunction with company, trust, fund income tax return or the self-managed superannuation fund annual return.
- Refer to the *Guide to capital gains tax 2022* available on our website at ato.gov.au for instructions on how to complete this schedule.

Tax file number (TFN)

I We are authorised by law to request your TFN. You do not have to quote your TFN. However, if you don't it could increase the chance of delay or error in processing your form.

Australian business number (ABN)

Taxpayer's name

1 Current year capital gains and capital losses

	Capital gain		Capital loss
Shares in companies listed on an Australian securities exchange	A \$	K \$	
Other shares	B \$	L \$	
Units in unit trusts listed on an Australian securities exchange	C \$	M \$	
Other units	D \$	N \$	
Real estate situated in Australia	E \$	O \$	
Other real estate	F \$	P \$	
Amount of capital gains from a trust (including a managed fund)	G \$		
Collectables	H \$	Q \$	
Other CGT assets and any other CGT events	I \$	R \$	
Amount of capital gain previously deferred under transitional CGT relief for superannuation funds	S \$		
Total current year capital gains	J \$		Add the amounts at labels K to R and write the total in item 2 label A – Total current year capital losses .

2 Capital losses

Total current year capital losses **A \$**

Total current year capital losses applied **B \$**

Total prior year net capital losses applied **C \$**

Total capital losses transferred in applied
(only for transfers involving a foreign bank branch or
permanent establishment of a foreign financial entity) **D \$**

Total capital losses applied **E \$**

Add amounts at **B**, **C** and **D**.

3 Unapplied net capital losses carried forward

Net capital losses from collectables carried forward to later income years **A \$**

Other net capital losses carried forward to later income years **B \$**

Add amounts at **A** and **B** and transfer the total
to label **V – Net capital losses carried forward
to later income years** on your tax return.

4 CGT discount

Total CGT discount applied **A \$**

5 CGT concessions for small business

Small business active asset reduction **A \$**

Small business retirement exemption **B \$**

Small business rollover **C \$**

Total small business concessions applied **D \$**

6 Net capital gain

Net capital gain **A \$**

1J less 2E less 4A less 5D (cannot be less than
zero). Transfer the amount at **A** to label **A – Net
capital gain** on your tax return.

7 Earnout arrangements

Are you a party to an earnout arrangement? **A** Yes, as a buyer **Yes, as a seller** **No**
(Print in the appropriate box.)

! If you are a party to more than one earnout arrangement, copy and attach a separate sheet to this schedule providing the details requested here for each additional earnout arrangement.

How many years does the earnout arrangement run for? **B**

What year of that arrangement are you in? **C**

If you are the seller, what is the total estimated capital proceeds from the earnout arrangement? **D** \$

Amount of any capital gain or loss you made under your non-qualifying arrangement in the income year. **E** \$ / ^{LOSS}

! **Request for amendment**

If you received or provided a financial benefit under a look-through earnout right created in an earlier income year and you wish to seek an amendment to that earlier income year, complete the following:

Income year earnout right created **F**

Amended net capital gain or capital losses carried forward **G** \$ / ^{LOSS}

8 Other CGT information required (if applicable)

Small business 15 year exemption – exempt capital gains **A** \$ / ^{CODE}

Capital gains disregarded by a foreign resident **B** \$

Capital gains disregarded as a result of a scrip for scrip rollover **C** \$

Capital gains disregarded as a result of an inter-company asset rollover **D** \$

Capital gains disregarded by a demerging entity **E** \$

Taxpayer's declaration

! If the schedule is not lodged with the income tax return you are required to sign and date the schedule.

Important

Before making this declaration check to ensure that all the information required has been provided on this form and any attachments to this form, and that the information provided is true and correct in every detail. If you are in doubt about any aspect of the tax return, place all the facts before the ATO. The income tax law imposes heavy penalties for false or misleading statements.

Privacy

Taxation law authorises the ATO to collect information and disclose it to other government agencies. This includes personal information of the person authorised to sign the declaration. For information about your privacy go to ato.gov.au/privacy

I declare that the information on this form is true and correct.

Signature

Date

Day

Month

Year

/ /

Contact name

Daytime contact number (include area code)

Losses schedule

2022

Companies and trusts that do not join consolidated groups should complete and attach this schedule to their 2022 tax return. Superannuation funds should complete and attach this schedule to their 2022 tax return. Print neatly in BLOCK LETTERS with a black or blue ballpoint pen only. Print one letter or number in each box. Do not use correction fluid or tape. Place in all applicable boxes.

Refer to *Losses schedule instructions 2022*, available on our website ato.gov.au for instructions on how to complete this schedule.

Tax file number (TFN)

Name of entity

Australian business number

Part A – Losses carried forward to the 2022–23 income year – excludes film losses

1 Tax losses carried forward to later income years

Year of loss	
2021–22	B
2020–21	C
2019–20	D
2018–19	E
2017–18	F
2016–17 and earlier income years	G
Total	U

Transfer the amount at **U** to the **Tax losses carried forward to later income years** label on your tax return.

2 Net capital losses carried forward to later income years

Year of loss	
2021–22	H
2020–21	I
2019–20	J
2018–19	K
2017–18	L
2016–17 and earlier income years	M
Total	V

Transfer the amount at **V** to the **Net capital losses carried forward to later income years** label on your tax return.

Part B – Ownership and business continuity test – company and listed widely held trust only

Complete item 3 of Part B if a loss is being carried forward to later income years and the business continuity test has to be satisfied in relation to that loss.

Do not complete items 1 or 2 of Part B if, in the 2021–22 income year, no loss has been claimed as a deduction, applied against a net capital gain or, in the case of companies, losses have not been transferred in or out.

1 Whether continuity of majority ownership test passed

Note: If the entity has deducted, applied, transferred in or transferred out (as applicable) in the 2021–22 income year a loss incurred in any of the listed years, print **X** in the **Yes** or **No** box to indicate whether the entity has satisfied the continuity of majority ownership test in respect of that loss.

Year of loss			
2021–22	A	Yes	No
2020–21	B	Yes	No
2019–20	C	Yes	No
2018–19	D	Yes	No
2017–18	E	Yes	No
2016–17 and earlier income years	F	Yes	No

2 Amount of losses deducted/applied for which the continuity of majority ownership test is not passed but the business continuity test is satisfied – excludes film losses

Tax losses	G
Net capital losses	H

3 Losses carried forward for which the business continuity test must be satisfied before they can be deducted/applied in later years – excludes film losses

Tax losses	I
Net capital losses	J

4 Do current year loss provisions apply?

Is the company required to calculate its taxable income or tax loss for the year under Subdivision 165-B or its net capital gain or net capital loss for the year under Subdivision 165-CB of the *Income Tax Assessment Act 1997* (ITAA 1997)?

K Yes No

Part C – Unrealised losses – company only

Note: These questions relate to the operation of Subdivision 165-CC of ITAA 1997.

Has a changeover time occurred in relation to the company after 1.00pm by legal time in the Australian Capital Territory on 11 November 1999?

L Yes No

If you printed **X** in the **No** box at **L**, do not complete **M**, **N** or **O**.

At the changeover time did the company satisfy the maximum net asset value test under section 152-15 of ITAA 1997?

M Yes No

If you printed **X** in the **No** box at **M**, has the company determined it had an unrealised net loss at the changeover time?

N Yes No

If you printed **X** in the **Yes** box at **N**, what was the amount of unrealised net loss calculated under section 165-115E of ITAA 1997?

O

Part D – Life insurance companies

- Complying superannuation class tax losses carried forward to later income years **P**
- Complying superannuation net capital losses carried forward to later income years **Q**

Part E – Controlled foreign company losses

- Current year CFC losses **M**
- CFC losses deducted **N**
- CFC losses carried forward **O**

Part F – Tax losses reconciliation statement

- Balance of tax losses brought forward from the prior income year **A**
- ADD** Uplift of tax losses of designated infrastructure project entities **B**
- SUBTRACT** Net forgiven amount of debt **C**
- ADD** Tax loss incurred (if any) during current year **D**
- ADD** Tax loss amount from conversion of excess franking offsets **E**
- SUBTRACT** Net exempt income **F**
- SUBTRACT** Tax losses forgone **G**
- SUBTRACT** Tax losses deducted **H**
- SUBTRACT** Tax losses transferred out under Subdivision 170-A
(only for transfers involving a foreign bank branch or a PE of a foreign financial entity) **I**
- Total tax losses carried forward to later income years **J**

Transfer the amount at **J** to the **Tax losses carried forward to later income years** label on your tax return.

If the schedule is not lodged with the income tax return you are required to sign and date the schedule.

Important

Before making this declaration check to ensure that all the information required has been provided on this form and any attachments to this form, and that the information provided is true and correct in every detail. If you are in doubt about any aspect of the tax return, place all the facts before the ATO. The income tax law imposes heavy penalties for false or misleading statements.

Privacy

Taxation law authorises the ATO to collect information and disclose it to other government agencies. This includes personal information of the person authorised to sign the declaration. For information about your privacy go to ato.gov.au/privacy

Taxpayer's declaration

I declare that the information on this form is true and correct.

Signature

Date Day / Month / Year

Contact person

Daytime contact number (include area code)

Minutes of a meeting of the Director(s)

held on 25 February 2023 at PO Box 5688, West End, Queensland 4101

PRESENT:	James Nicholas Mulhearn, Sally Mulhearn, Lauren Alexandra Mulhearn and George Thomas Mulhearn
MINUTES:	The Chair reported that the minutes of the previous meeting had been signed as a true record.
FINANCIAL STATEMENTS OF SUPERANNUATION FUND:	<p>It was resolved that the financial statements would be prepared as special purpose financial statements as, in the opinion of the directors of the Trustee Company, the Superannuation Fund is not a reporting entity and therefore is not required to comply with all Australian Accounting Standards.</p> <p>The Chair tabled the financial statements and notes to the financial statements of the Superannuation Fund in respect of the year ended 30 June 2022 and it was resolved that such statements be and are hereby adopted as tabled.</p>
TRUSTEE'S DECLARATION:	It was resolved that the trustee's declaration of the Superannuation Fund be signed.
ANNUAL RETURN:	Being satisfied that the Fund had complied with the requirements of the Superannuation Industry (Supervision) Act 1993 (SISA) and Regulations during the year ended 30 June 2022, it was resolved that the annual return be approved, signed and lodged with the Australian Taxation Office.
TRUST DEED:	The Chair tabled advice received from the Fund's legal adviser confirming that the fund's trust deed is consistent with all relevant superannuation and trust law.
INVESTMENT STRATEGY:	The allocation of the Fund's assets and the Fund's investment performance over the financial year were reviewed and found to be within the acceptable ranges outlined in the investment strategy. After considering the risk, rate of return, diversification and liquidity of the investments and the ability of the Fund to discharge its existing liabilities, it was resolved that the investment strategy continues to reflect the purposes and circumstances of the Fund and its members. Accordingly, no changes in the investment strategy were required.
ALLOCATION OF INCOME:	It was resolved that the income of the Fund would be allocated to the members based on their average daily balance (an alternative allocation basis may be percentage of opening balance).
INVESTMENT ACQUISITIONS:	It was resolved to ratify the investment acquisitions throughout the financial year ended 30 June 2022.
INVESTMENT DISPOSALS:	It was resolved to ratify the investment disposals throughout the financial year ended 30 June 2022.
AUDITORS:	<p>It was resolved that</p> <p>Financial Alliance (Vic) Pty Ltd</p> <p>of</p> <p>PO Box 7572, Geelong West, Victoria 3218</p> <p>act as auditors of the Fund for the next financial year.</p>
TAX AGENTS:	<p>It was resolved that</p> <p>JustSMSF Pty Ltd</p> <p>act as tax agents of the Fund for the next financial year.</p>

Minutes of a meeting of the Director(s)

held on 25 February 2023 at PO Box 5688, West End, Queensland 4101

TRUSTEE STATUS:

Each of the trustee(s) confirmed that they are qualified to act as trustee(s) of the Fund and that they are not disqualified persons as defined by s 120 of the SISA.

CONTRIBUTIONS RECEIVED:

It was resolved that the contributions during the year be allocated to members on the basis of the schedule provided by the principal Fund employer.

CLOSURE:

All resolutions for this meeting were made in accordance with the SISA and Regulations.

There being no further business the meeting then closed.

Signed as a true record –

.....

George Thomas Mulhearn

Chairperson

Jasalage Superannuation Fund

Members Statement

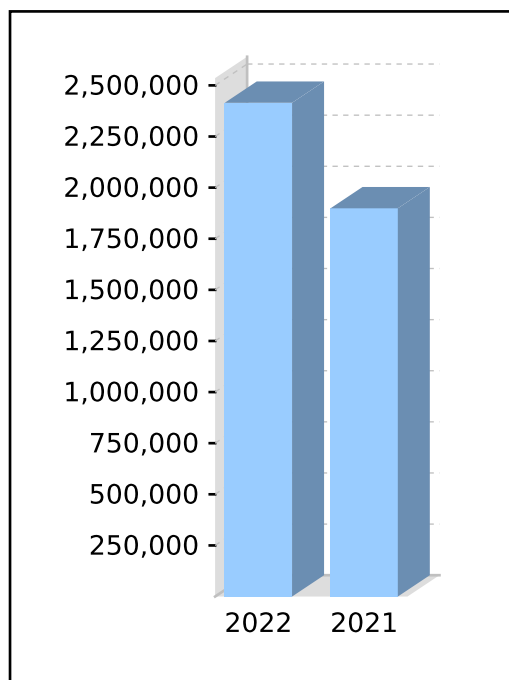
James Nicholas Mulhearn
 PO Box 5688
 West End, Queensland, 4101, Australia

Your Details

Date of Birth :	10/06/1967	Vested Benefits:	2,414,919.03
Age:	55	Total Death Benefit:	2,414,919.03
Tax File Number:	490092822	Current Salary:	0.00
Date Joined Fund:	05/08/2003	Previous Salary:	0.00
Service Period Start Date:		Disability Benefit:	0.00
Date Left Fund:			
Member Code:	MULJAM00001A		
Account Start Date:	05/08/2003		
Account Phase:	Accumulation Phase		
Account Description:	Accumulation		

Your Balance

Total Benefits	2,414,919.03
<u>Preservation Components</u>	
Preserved	2,414,919.03
Unrestricted Non Preserved	
Restricted Non Preserved	
<u>Tax Components</u>	
Tax Free	889,811.30
Taxable	1,525,107.73



Your Detailed Account Summary

	This Year
Opening balance at 01/07/2021	1,898,755.22
<u>Increases to Member account during the period</u>	
Employer Contributions	27,500.20
Personal Contributions (Concessional)	
Personal Contributions (Non Concessional)	2,943.88
Government Co-Contributions	
Other Contributions	494,535.00
Proceeds of Insurance Policies	
Transfers In	
Net Earnings	4,636.39
Internal Transfer In	
<u>Decreases to Member account during the period</u>	
Pensions Paid	
Contributions Tax	4,125.16
Income Tax	9,326.50
No TFN Excess Contributions Tax	
Excess Contributions Tax	
Refund Excess Contributions	
Division 293 Tax	
Insurance Policy Premiums Paid	
Management Fees	
Member Expenses	
Benefits Paid/Transfers Out	
Superannuation Surcharge Tax	
Internal Transfer Out	
Closing balance at 30/06/2022	2,414,919.03

Jasalage Superannuation Fund
Members Statement

Trustee's Disclaimer

This statement has been prepared by the Trustee for the member whose name appears at the top of this statement. Every effort has been made by the Trustee to ensure the accuracy and completeness of this Statement. The Trustee does not accept any liability for any error, omission or misprint. All amounts shown in relation to benefits do not take into account any amounts which may be withheld to satisfy the requirements imposed by the Income Tax Assessment Act 1936.

Signed by all the trustees of the fund

James Nicholas Mulhearn
Director

Sally Mulhearn
Director

Lauren Alexandra Mulhearn
Director

George Thomas Mulhearn
Director

Jasalage Superannuation Fund

Members Statement

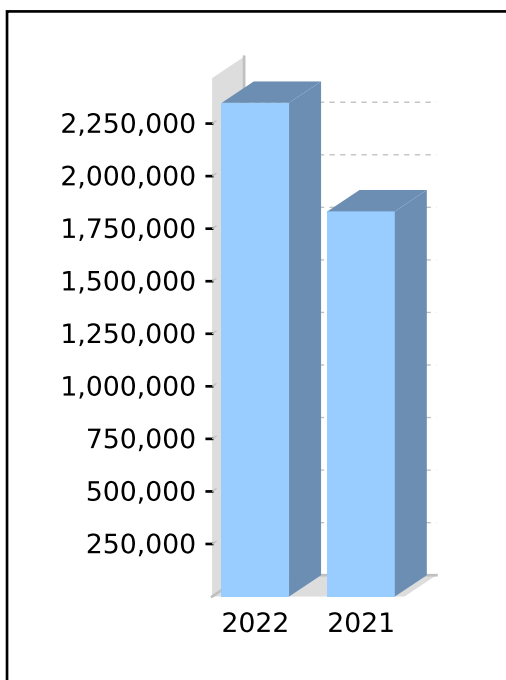
Sally Mulhearn
 PO Box 5688
 West End, Queensland, 4101, Australia

Your Details

Date of Birth :	31/01/1966	Vested Benefits:	2,348,859.45
Age:	56	Total Death Benefit:	2,348,859.45
Tax File Number:	488333602	Current Salary:	0.00
Date Joined Fund:	05/08/2003	Previous Salary:	0.00
Service Period Start Date:		Disability Benefit:	0.00
Date Left Fund:			
Member Code:	MULSAL00001A		
Account Start Date:	05/08/2003		
Account Phase:	Accumulation Phase		
Account Description:	Accumulation		

Your Balance

Total Benefits	2,348,859.45
<u>Preservation Components</u>	
Preserved	2,348,859.45
Unrestricted Non Preserved	
Restricted Non Preserved	
<u>Tax Components</u>	
Tax Free	931,708.85
Taxable	1,417,150.60



Your Detailed Account Summary

	This Year
Opening balance at 01/07/2021	1,832,499.74
<u>Increases to Member account during the period</u>	
Employer Contributions	27,500.20
Personal Contributions (Concessional)	
Personal Contributions (Non Concessional)	2,943.87
Government Co-Contributions	
Other Contributions	494,535.00
Proceeds of Insurance Policies	
Transfers In	
Net Earnings	4,474.96
Internal Transfer In	
<u>Decreases to Member account during the period</u>	
Pensions Paid	
Contributions Tax	4,125.16
Income Tax	9,007.56
No TFN Excess Contributions Tax	
Excess Contributions Tax	
Refund Excess Contributions	
Division 293 Tax	
Insurance Policy Premiums Paid	(38.40)
Management Fees	
Member Expenses	
Benefits Paid/Transfers Out	
Superannuation Surcharge Tax	
Internal Transfer Out	
Closing balance at 30/06/2022	2,348,859.45

Jasalage Superannuation Fund

Members Statement

Trustee's Disclaimer

This statement has been prepared by the Trustee for the member whose name appears at the top of this statement. Every effort has been made by the Trustee to ensure the accuracy and completeness of this Statement. The Trustee does not accept any liability for any error, omission or misprint. All amounts shown in relation to benefits do not take into account any amounts which may be withheld to satisfy the requirements imposed by the Income Tax Assessment Act 1936.

Signed by all the trustees of the fund

James Nicholas Mulhearn
Director

Sally Mulhearn
Director

Lauren Alexandra Mulhearn
Director

George Thomas Mulhearn
Director

Jasalage Superannuation Fund

Members Statement

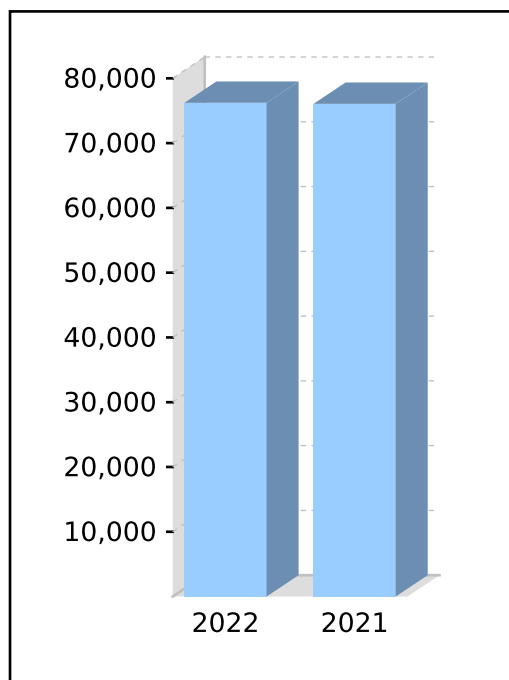
Lauren Alexandra Mulhearn
 PO Box 5688
 West End, Queensland, 4101, Australia

Your Details

Date of Birth :	12/05/1997	Vested Benefits:	76,226.93
Age:	25	Total Death Benefit:	76,226.93
Tax File Number:	844191040	Current Salary:	0.00
Date Joined Fund:	05/08/2003	Previous Salary:	0.00
Service Period Start Date:	05/08/2003	Disability Benefit:	0.00
Date Left Fund:			
Member Code:	MULLAU00001A		
Account Start Date:	05/08/2003		
Account Phase:	Accumulation Phase		
Account Description:	Accumulation		

Your Balance

Total Benefits	76,226.93
<u>Preservation Components</u>	
Preserved	76,226.93
Unrestricted Non Preserved	
Restricted Non Preserved	
<u>Tax Components</u>	
Tax Free	23,149.62
Taxable	53,077.31



Your Detailed Account Summary

	This Year
Opening balance at 01/07/2021	76,062.47
<u>Increases to Member account during the period</u>	
Employer Contributions	
Personal Contributions (Concessional)	
Personal Contributions (Non Concessional)	
Government Co-Contributions	
Other Contributions	350.80
Proceeds of Insurance Policies	
Transfers In	
Net Earnings	184.20
Internal Transfer In	
<u>Decreases to Member account during the period</u>	
Pensions Paid	
Contributions Tax	
Income Tax	370.54
No TFN Excess Contributions Tax	
Excess Contributions Tax	
Refund Excess Contributions	
Division 293 Tax	
Insurance Policy Premiums Paid	
Management Fees	
Member Expenses	
Benefits Paid/Transfers Out	
Superannuation Surcharge Tax	
Internal Transfer Out	
Closing balance at 30/06/2022	76,226.93

Jasalage Superannuation Fund
Members Statement

Trustee's Disclaimer

This statement has been prepared by the Trustee for the member whose name appears at the top of this statement. Every effort has been made by the Trustee to ensure the accuracy and completeness of this Statement. The Trustee does not accept any liability for any error, omission or misprint. All amounts shown in relation to benefits do not take into account any amounts which may be withheld to satisfy the requirements imposed by the Income Tax Assessment Act 1936.

Signed by all the trustees of the fund

James Nicholas Mulhearn
Director

Sally Mulhearn
Director

Lauren Alexandra Mulhearn
Director

George Thomas Mulhearn
Director

Jasalage Superannuation Fund

Members Statement

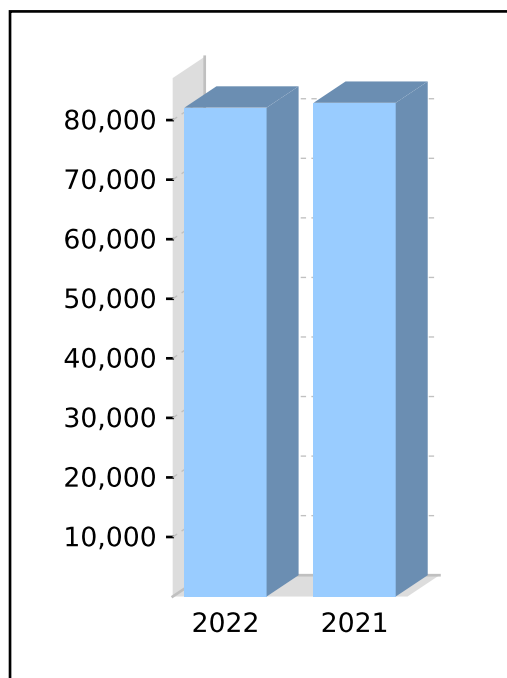
George Thomas Mulhearn
 PO Box 5688
 West End, Queensland, 4101, Australia

Your Details

Date of Birth :	22/09/2000	Vested Benefits:	82,089.30
Age:	21	Total Death Benefit:	82,089.30
Tax File Number:	844193140	Current Salary:	0.00
Date Joined Fund:	05/08/2003	Previous Salary:	0.00
Service Period Start Date:	05/08/2003	Disability Benefit:	0.00
Date Left Fund:			
Member Code:	MULGEO00001A		
Account Start Date:	05/08/2003		
Account Phase:	Accumulation Phase		
Account Description:	Accumulation		

Your Balance

Total Benefits	82,089.30
<u>Preservation Components</u>	
Preserved	82,089.30
Unrestricted Non Preserved	
Restricted Non Preserved	
<u>Tax Components</u>	
Tax Free	26,054.62
Taxable	56,034.68



Your Detailed Account Summary

	This Year
Opening balance at 01/07/2021	82,906.62
<u>Increases to Member account during the period</u>	
Employer Contributions	
Personal Contributions (Concessional)	
Personal Contributions (Non Concessional)	
Government Co-Contributions	500.00
Other Contributions	
Proceeds of Insurance Policies	
Transfers In	
Net Earnings	199.39
Internal Transfer In	
<u>Decreases to Member account during the period</u>	
Pensions Paid	
Contributions Tax	
Income Tax	204.23
No TFN Excess Contributions Tax	
Excess Contributions Tax	
Refund Excess Contributions	
Division 293 Tax	
Insurance Policy Premiums Paid	1,312.48
Management Fees	
Member Expenses	
Benefits Paid/Transfers Out	
Superannuation Surcharge Tax	
Internal Transfer Out	
Closing balance at 30/06/2022	82,089.30

Jasalage Superannuation Fund
Members Statement

Trustee's Disclaimer

This statement has been prepared by the Trustee for the member whose name appears at the top of this statement. Every effort has been made by the Trustee to ensure the accuracy and completeness of this Statement. The Trustee does not accept any liability for any error, omission or misprint. All amounts shown in relation to benefits do not take into account any amounts which may be withheld to satisfy the requirements imposed by the Income Tax Assessment Act 1936.

Signed by all the trustees of the fund

James Nicholas Mulhearn
Director

Sally Mulhearn
Director

Lauren Alexandra Mulhearn
Director

George Thomas Mulhearn
Director

Jasalage Superannuation Fund Investment Summary Report

As at 30 June 2022

Investment	Units	Market Price	Market Value	Average Cost	Accounting Cost	Unrealised Gain/(Loss)	Gain/(Loss)%	Portfolio Weight%
Cash/Bank Accounts								
Commonwealth Accelerator Cash a/c #17623401		1,551,781.820000	1,551,781.82	1,551,781.82	1,551,781.82			26.41 %
HUB24		17,030.510000	17,030.51	17,030.51	17,030.51			0.29 %
			1,568,812.33		1,568,812.33			26.69 %
Managed Investments (Australian)								
CAREACTIV Care Active Portfolio	1.00	2,643.790000	2,643.79	2,643.79	2,643.79	0.00	0.00 %	0.04 %
CARECORE Care Core High Growth Portfolio	1.00	31,000.880000	31,000.88	31,000.88	31,000.88	0.00	0.00 %	0.53 %
CAREAUST RE Care Enhanced Australian Equity Portfolio	1.00	13,085.590000	13,085.59	13,085.59	13,085.59	0.00	0.00 %	0.22 %
CAREENHA N CARE Enhanced International Equity Portfolio	1.00	7,720.930000	7,720.93	7,720.93	7,720.93	0.00	0.00 %	0.13 %
WHT8435AU Hyperion Gbl Growth Comp Cl B	24,192.39	2.924100	70,740.95	4.23	102,445.24	(31,704.29)	(30.95) %	1.20 %
ETL5510AU Insync Global Quality Equity Fund	63,583.75	1.101400	70,031.14	1.49	94,869.90	(24,838.76)	(26.18) %	1.19 %
JOSEPHPAL Joseph Palmer & Sons Enhanced Australian Equity Portfolio	1.00	2,709.720000	2,709.72	2,709.72	2,709.72	0.00	0.00 %	0.05 %
VHGIF Vanguard High Growth Index Fund	183,977.23	1.605200	295,320.25	1.56	286,797.77	8,522.48	2.97 %	5.03 %
			493,253.25		541,273.82	(48,020.57)	(8.87) %	8.39 %
Real Estate Properties								
100R 100 Ryan Street, West End QLD 4101	1.00	925,000.000000	925,000.00	665,947.72	665,947.72	259,052.28	38.90 %	15.74 %
UNIT1603 Unit 1603, 77 Grey Street South Brisbane QLD 4101	1.00	520,000.000000	520,000.00	516,416.56	516,416.56	3,583.44	0.69 %	8.85 %
			1,445,000.00		1,182,364.28	262,635.72	22.21 %	24.59 %
Real Estate Properties (Australian - Non Residential)								
JASALAGE 15 Cemetery Rd, Raceview QLD 4305	1.00	200,000.000000	200,000.00	205,453.10	205,453.10	(5,453.10)	(2.65) %	3.40 %
			200,000.00		205,453.10	(5,453.10)	(2.65) %	3.40 %
Shares in Listed Companies (Australian)								
AGL.AX AGL Energy Limited.	1,346.00	8.250000	11,104.50	8.70	11,706.78	(602.28)	(5.14) %	0.19 %

Jasalage Superannuation Fund

Investment Summary Report

As at 30 June 2022

Investment		Units	Market Price	Market Value	Average Cost	Accounting Cost	Unrealised Gain/(Loss)	Gain/(Loss)%	Portfolio Weight%
AMC.AX	Arcor Plc	1,069.00	18.040000	19,284.76	14.20	15,180.17	4,104.59	27.04 %	0.33 %
ANN.AX	Ansell Limited	781.00	22.240000	17,369.44	30.27	23,638.88	(6,269.44)	(26.52) %	0.30 %
AZJ.AX	Aurizon Holdings Limited	2,993.00	3.800000	11,373.40	3.89	11,633.77	(260.37)	(2.24) %	0.19 %
BHP.AX	BHP Group Limited	446.00	41.250000	18,397.50	33.86	15,101.07	3,296.43	21.83 %	0.31 %
BXB.AX	Brambles Limited	1,917.00	10.710000	20,531.07	10.27	19,689.65	841.42	4.27 %	0.35 %
CBA.AX	Commonwealth Bank Of Australia.	204.00	90.380000	18,437.52	69.43	14,164.00	4,273.52	30.17 %	0.31 %
CGC.AX	Costa Group Holdings Limited	3,377.00	2.860000	9,658.22	1.95	6,576.65	3,081.57	46.86 %	0.16 %
CSL.AX	CSL Limited	75.00	269.060000	20,179.50	220.47	16,535.43	3,644.07	22.04 %	0.34 %
DVR.AX	Diverger Limited	100,924.00	0.865000	87,299.26	0.76	76,198.03	11,101.23	14.57 %	1.49 %
EDV.AX	Endeavour Group Limited	1,593.00	7.570000	12,059.01	6.75	10,752.73	1,306.28	12.15 %	0.21 %
FLT.AX	Flight Centre Travel Group Limited	622.00	17.360000	10,797.92	15.54	9,668.55	1,129.37	11.68 %	0.18 %
FMG.AX	Fortescue Metals Group Ltd	628.00	17.530000	11,008.84	18.10	11,365.43	(356.59)	(3.14) %	0.19 %
IVC.AX	Invocare Limited	1,073.00	10.460000	11,223.58	11.63	12,479.04	(1,255.46)	(10.06) %	0.19 %
LNK.AX	Link Administration Holdings Limited	4,548.00	3.790000	17,236.92	3.97	18,064.44	(827.52)	(4.58) %	0.29 %
MQG.AX	Macquarie Group Limited	107.00	164.510000	17,602.57	109.90	11,758.94	5,843.63	49.70 %	0.30 %
NWL.AX	Netwealth Group Limited	2,700.00	12.160000	32,832.00	3.70	9,990.00	22,842.00	228.65 %	0.56 %
RHC.AX	Ramsay Health Care Limited	170.00	73.240000	12,450.80	57.24	9,731.46	2,719.34	27.94 %	0.21 %
REA.AX	REA Group Ltd	182.00	111.830000	20,353.06	118.87	21,634.91	(1,281.85)	(5.92) %	0.35 %
STO.AX	Santos Limited	1,362.00	7.420000	10,106.04	2.90	3,955.05	6,150.99	155.52 %	0.17 %
SHL.AX	Sonic Healthcare Limited	549.00	33.010000	18,122.49	28.04	15,393.25	2,729.24	17.73 %	0.31 %
VEU	Vanguard All-World Ex-US Shares Index Etf - Chess Depository Interests 1:1	1,770.00	72.430000	128,201.10	69.01	122,155.11	6,045.99	4.95 %	2.18 %
VTS	Vanguard Us Total Market Shares Index Etf - Chess Depository Interests 1:1	408.00	273.520000	111,596.16	180.38	73,594.42	38,001.74	51.64 %	1.90 %
WES.AX	Wesfarmers Limited	440.00	41.910000	18,440.40	47.07	20,711.39	(2,270.99)	(10.96) %	0.31 %
WBC.AX	Westpac Banking Corporation	840.00	19.500000	16,380.00	21.07	17,697.58	(1,317.58)	(7.44) %	0.28 %

Jasalage Superannuation Fund

Investment Summary Report

As at 30 June 2022

Investment	Units	Market Price	Market Value	Average Cost	Accounting Cost	Unrealised Gain/(Loss)	Gain/(Loss)%	Portfolio Weight%	
WDS.AX	Woodside Energy Group Ltd	609.00	31.840000	19,390.56	19.55	11,903.01	7,487.55	62.90 %	0.33 %
			701,436.62		591,279.74	110,156.88	18.63 %	11.94 %	
Stapled Securities									
APA.AX	APA Group	1,067.00	11.270000	12,025.09	8.36	8,917.21	3,107.88	34.85 %	0.20 %
			12,025.09		8,917.21	3,107.88	34.85 %	0.20 %	
Units in Listed Unit Trusts (Australian)									
SMLL.AX	Betashares Aust Small Companies Select Fund (Managed Fund) - Betashares Aus Smal	14,382.00	3.380000	48,611.16	3.14	45,143.50	3,467.66	7.68 %	0.83 %
DJRE.AX	Spdr Dow Jones Global Real Estate Esg Fund	3,635.00	19.930000	72,445.55	19.10	69,443.02	3,002.53	4.32 %	1.23 %
WDIV.AX	Spdr S&p Global Dividend Fund	8,677.00	17.860000	154,971.22	17.85	154,886.73	84.49	0.05 %	2.64 %
WXHG.AX	Spdr S&p World Ex Australia (Hedged) Fund (WXHG)	3,916.00	19.440000	76,127.04	22.04	86,310.09	(10,183.05)	(11.80) %	1.30 %
VDHG.AX	Vanguard Diversified High Growth Index Etf	544.00	52.900000	28,777.60	55.25	30,056.35	(1,278.75)	(4.25) %	0.49 %
			380,932.57		385,839.69	(4,907.12)	(1.27) %	6.48 %	
Units in Listed Unit Trusts (Overseas)									
GOLD	Etf's Metal Securities Australia Limited. - Etf's Physical Gold	3,725.00	24.500000	91,262.50	17.27	64,319.56	26,942.94	41.89 %	1.55 %
IOO	Ishares Global 100 Etf - Chess Depository Interests 1:1	954.00	94.220000	89,885.88	79.24	75,593.38	14,292.50	18.91 %	1.53 %
IEM	Ishares Msci Emerging Markets Etf - Chess Depository Interests 1:1 Ishmsciem	2,953.00	58.500000	172,750.50	57.75	170,536.96	2,213.54	1.30 %	2.94 %
IJR	Ishares S&p Small-Cap Etf - Chess Depository Interests 327 16 1:1 Ishs&p600	1,144.00	134.070000	153,376.08	103.97	118,937.76	34,438.32	28.95 %	2.61 %
VAS	Vanguard Australian Shares Index Etf - Exchange Traded Fund Units Fully Paid	6,783.00	83.750000	568,076.25	73.65	499,589.08	68,487.17	13.71 %	9.67 %
			1,075,351.21		928,976.74	146,374.47	15.76 %	18.30 %	

Jasalage Superannuation Fund
Investment Summary Report

As at 30 June 2022

Investment	Units	Market Price	Market Value	Average Cost	Accounting Cost	Unrealised Gain/(Loss)	Gain/(Loss)%	Portfolio Weight%
			5,876,811.07		5,412,916.91	463,894.16	8.57 %	100.00 %

Jasalage Superannuation Fund

Investment Income Report

As at 30 June 2022

Investment	Total Income	Franked	Unfranked	Interest/ Other	Franking Credits	Foreign Income	Foreign Credits * 1	Assessable Income (Excl. Capital Gains) * 2	TFN Credits	Other Deductions	Distributed Capital Gains	Non-Assessable Payments
Bank Account												
Commonwealth Accelerator Cash a/c #17623401	43.49			43.49	0.00	0.00	0.00	43.49			0.00	0.00
HUB24	120.36			120.36	0.00	0.00	0.00	120.36			0.00	0.00
	163.85			163.85	0.00	0.00	0.00	163.85			0.00	0.00
Managed Investments (Australian)												
WHT8435AU Hyperion Gbl Growth Comp Cl B	0.00				0.00	0.00	24.64	24.64		0.00	0.00	0.00
ETL5510AU Insync Global Quality Equity Fund	2,198.15				0.00	0.00	116.96	116.96		0.00	2,198.15	0.00
VHGIF Vanguard High Growth Index Fund	14,378.41	4,670.78	369.70	363.75	2,128.25	1,722.62	282.02	9,537.12		305.32	7,556.88	0.00
	16,576.56	4,670.78	369.70	363.75	2,128.25	1,722.62	423.62	9,678.72		305.32	9,755.03	0.00
Real Estate Properties												
100R 100 Ryan Street, West End QLD 4101	26,220.00							26,220.00				
UNIT1603 Unit 1603, 77 Grey Street South Brisbane QLD 4101	30,180.34							30,180.34				
	56,400.34							56,400.34				
Shares in Listed Companies (Australian)												
AGL.AX AGL Energy Limited.	1,026.30		1,026.30					1,026.30		0.00		
AMC.AX Amcor Plc	708.03					708.03		708.03		0.00		
ANN.AX Ansell Limited	398.23		398.23					398.23		0.00		
AZJ.AX Aurizon Holdings Limited	676.15	550.51	125.64		235.93			912.08		0.00		
BHP.AX BHP Group Limited	3,787.16	3,787.16	0.00		1,623.07			5,410.23		0.00		
BXB.AX Brambles Limited	511.85	153.56	358.29		65.81			577.66		0.00		
CIM.AX Cimic Group Limited	606.84	121.37	485.47		52.01			658.85		0.00		
CBA.AX Commonwealth Bank Of Australia.	379.00	379.00	0.00		162.43			541.43		0.00		
CGC.AX Costa Group Holdings Limited	298.74	298.74	0.00		128.03			426.77		0.00		
CSL.AX CSL Limited	152.73	5.88	146.85		2.52			155.25		0.00		
DVR.AX Diverger Limited	1,513.86	1,513.86	0.00		648.80			2,162.66		0.00		
EAS.AX Easton Investments Limited - Ordinary Fully Paid	2,523.10	2,523.10	0.00		1,081.33			3,604.43		0.00		

Jasalage Superannuation Fund

Investment Income Report

As at 30 June 2022

Investment		Total Income	Franked	Unfranked	Interest/ Other	Franking Credits	Foreign Income	Foreign Credits * 1	Assessable Income	TFN Credits	Other Deductions	Distributed Capital Gains	Non-Assessable Payments
									(Excl. Capital Gains) * 2				
EDV.AX	Endeavour Group Limited	304.32	304.32	0.00		130.42			434.74		0.00		
FMG.AX	Fortescue Metals Group Ltd	1,575.67	1,575.67	0.00		675.29			2,250.96		0.00		
IVC.AX	Invocare Limited	193.74	193.74	0.00		83.03			276.77		0.00		
LNK.AX	Link Administration Holdings Limited	363.92	363.92	0.00		155.97			519.89		0.00		
MQG.AX	Macquarie Group Limited	699.97	279.99	419.98		119.99			819.96		0.00		
NAB.AX	National Australia Bank Limited	279.60	279.60	0.00		119.83			399.43		0.00		
NWL.AX	Netwealth Group Limited	526.50	526.50	0.00		225.64			752.14		0.00		
RHC.AX	Ramsay Health Care Limited	235.50	235.50	0.00		100.92			336.42		0.00		
STO.AX	Santos Limited	324.48	265.82	58.66		113.92			438.40		0.00		
SHL.AX	Sonic Healthcare Limited	255.55	203.77	51.78		87.32			342.87		0.00		
VEU	Vanguard All-World Ex-Us Shares Index Etf - Chess Depository Interests 1:1	2,725.70					2,725.70	584.07	3,309.77		0.00		
VTS	Vanguard Us Total Market Shares Index Etf - Chess Depository Interests 1:1	1,116.13					1,116.13	239.16	1,355.29		0.00		
WES.AX	Wesfarmers Limited	164.80	164.80	0.00		70.63			235.43		0.00		
WBC.AX	Westpac Banking Corporation	748.65	748.65	0.00		320.85			1,069.50		0.00		
WPL.AX	Woodside Petroleum Ltd	1,386.84	1,386.84	0.00		594.36			1,981.20		0.00		
		23,483.36	15,862.30	3,071.20		6,798.10	4,549.86	823.23	31,104.69		0.00		
Stapled Securities													
APA.AX	APA Group	327.71	119.01		28.99	51.00	0.00	0.00	199.00		0.00	0.00	179.71
		327.71	119.01		28.99	51.00	0.00	0.00	199.00		0.00	0.00	179.71
Units in Listed Unit Trusts (Australian)													
SMLL.AX	Betashares Aust Small Companies Select Fund (Managed Fund) - Betashares Aus Smal	2,585.91	672.92	93.43	82.92	460.46	0.72	0.41	1,310.86		0.00	1,594.47	141.45
SKI.AX	Spark Infrastructure Group	810.08	594.17		162.33	296.63	0.00	0.00	1,053.13		0.00	0.00	53.58
DJRE.AX	Spdr Dow Jones Global Real Estate Esg Fund	4,710.02	7.08	2.89	70.53	3.67	2,349.55	317.67	2,751.39		0.00	2,239.28	40.69
WDIV.AX	Spdr S&p Global Dividend Fund	7,089.92	14.78		3.63	7.24	6,977.97	1,077.55	8,081.17		0.00	0.00	93.54

Jasalage Superannuation Fund Investment Income Report

As at 30 June 2022

Investment	Total Income	Franked	Unfranked	Interest/ Other	Franking Credits	Foreign Income	Foreign Credits * 1	Assessable Income	TFN Credits	Other Deductions	Distributed Capital Gains	Non-Assessable Payments
								(Excl. Capital Gains) * 2				
WXHG.AX Spdr S&p World Ex Australia (Hedged) Fund (WXHG)	19,356.57			0.18	0.00	961.65	284.54	1,246.37		0.00	18,394.74	0.00
SYD.AX Sydney Airport	0.00			169.11	0.00	0.00	0.00	169.11		0.00	0.00	(169.11)
VDHG.AX Vanguard Diversified High Growth Index Etf	1,410.28	457.36	36.12	35.67	208.39	169.36	27.76	934.66		0.00	745.36	(33.59)
	35,962.78	1,746.31	132.44	524.37	976.39	10,459.25	1,707.93	15,546.69		0.00	22,973.85	126.56
Units in Listed Unit Trusts (Overseas)												
IOO Ishares Global 100 Etf - Chess Depository Interests 1:1	1,839.09				0.00	1,524.29	268.29	1,792.58		0.00	314.80	0.00
IEM Ishares Msci Emerging Markets Etf - Chess Depository Interests 1:1 Ishmsciem	3,666.80				0.00	3,532.37	615.87	4,148.24		0.00	134.43	0.00
IJR Ishares S&p Small-Cap Etf - Chess Depository Interests 327 16 1:1 Ishs&p600	2,187.91				0.00	2,187.91	388.29	2,576.20		0.00	0.00	0.00
VAS Vanguard Australian Shares Index Etf - Exchange Traded Fund Units Fully Paid	42,434.74	26,331.55	1,977.46	1,259.31	11,639.75	534.95	36.28	41,779.30		0.00	14,241.18	(1,909.71)
	50,128.54	26,331.55	1,977.46	1,259.31	11,639.75	7,779.52	1,308.73	50,296.32		0.00	14,690.41	(1,909.71)
	183,043.14	48,729.95	5,550.80	2,340.27	21,593.49	24,511.25	4,263.51	163,389.61		305.32	47,419.29	(1,603.44)

Assessable Income (Excl. Capital Gains) **163,389.61**

Net Capital Gain **23,715.17**

Total Assessable Income 187,104.78

* 1 Includes foreign credits from foreign capital gains.

* 2 Assessable Income in the SMSF Annual Return will be different as capital gains and losses from disposals of assets have not been included.

For a breakdown of Distributed Capital Gains and Non-Assessable Payments refer to Distributions Reconciliation Report.

Jasalage Superannuation Fund

Realised Capital Gains Report

For The Period 01 July 2021 - 30 June 2022

Investment		Accounting Treatment				Tax Treatment						
Purchase Contract Date	Disposal Contract Date	Units	Cost	Proceeds	Accounting Profit/(Loss)	Adjusted Cost Base	Reduced Cost Base	Indexed Cost Base	Indexed Gains	Discounted Gains (Gross)	Other Gains	Capital Loss
Managed Investments (Australian)												
ETL5510AU - Insync Global Quality Equity Fund												
		0.00	0.00	0.00	0.00	0.00	0.00	0.00	0.00	1,648.62	0.00	0.00
		0.00	0.00	0.00	0.00	0.00	0.00	0.00	0.00	1,648.62	0.00	0.00
MGE0001AU - Magellan Global Fund												
24/10/2018	14/07/2021	4,943.27	14,750.36	13,483.25	(1,267.11)	14,494.98	14,494.98	0.00	0.00	0.00	0.00	(1,011.73)
		4,943.27	14,750.36	13,483.25	(1,267.11)	14,494.98	14,494.98	0.00	0.00	0.00	0.00	(1,011.73)
24/10/2018	21/07/2021	58.88	175.70	163.60	(12.10)	172.66	172.66	0.00	0.00	0.00	0.00	(9.06)
		58.88	175.70	163.60	(12.10)	172.66	172.66	0.00	0.00	0.00	0.00	(9.06)
24/10/2018	12/08/2021	8,733.43	26,059.96	24,398.59	(1,661.37)	25,608.77	25,608.77	0.00	0.00	0.00	0.00	(1,210.17)
31/07/2020	12/08/2021	758.10	1,943.68	2,117.90	174.22	1,904.51	1,904.51	0.00	0.00	213.39	0.00	0.00
27/08/2019	12/08/2021	555.03	1,399.34	1,550.59	151.25	1,370.67	1,370.67	0.00	0.00	179.92	0.00	0.00
06/11/2019	12/08/2021	2,543.45	6,394.23	7,105.63	711.40	6,262.83	6,262.83	0.00	0.00	842.80	0.00	0.00
05/08/2019	12/08/2021	2,390.87	5,862.18	6,679.38	817.20	5,738.66	5,738.66	0.00	0.00	940.72	0.00	0.00
		14,980.88	41,659.39	41,852.09	192.70	40,885.44	40,885.44	0.00	0.00	2,176.83	0.00	(1,210.17)
05/08/2019	13/08/2021	597.56	1,465.15	1,661.19	196.04	1,434.28	1,434.28	0.00	0.00	226.91	0.00	0.00
16/10/2018	13/08/2021	907.03	2,027.22	2,521.52	494.30	1,980.36	1,980.36	0.00	0.00	541.16	0.00	0.00
31/10/2018	13/08/2021	6,371.28	13,962.65	17,711.93	3,749.28	13,633.49	13,633.49	0.00	0.00	4,078.44	0.00	0.00
31/01/2019	13/08/2021	422.41	921.35	1,174.29	252.94	899.53	899.53	0.00	0.00	274.76	0.00	0.00
12/12/2018	13/08/2021	4,887.53	10,548.27	13,587.17	3,038.90	10,295.77	10,295.77	0.00	0.00	3,291.41	0.00	0.00
21/12/2018	13/08/2021	14.00	29.46	38.93	9.47	28.74	28.74	0.00	0.00	10.19	0.00	0.00
01/07/2017	13/08/2021	1,954.94	4,035.09	5,434.67	1,399.58	3,934.10	3,934.10	0.00	0.00	1,500.57	0.00	0.00

Jasalage Superannuation Fund

Realised Capital Gains Report

For The Period 01 July 2021 - 30 June 2022

Investment		Accounting Treatment				Tax Treatment						
Purchase Contract Date	Disposal Contract Date	Units	Cost	Proceeds	Accounting Profit/(Loss)	Adjusted Cost Base	Reduced Cost Base	Indexed Cost Base	Indexed Gains	Discounted Gains (Gross)	Other Gains	Capital Loss
Managed Investments (Australian)												
		15,154.75	32,989.19	42,129.70	9,140.51	32,206.27	32,206.27	0.00	0.00	9,923.44	0.00	0.00
01/07/2017	16/08/2021	15,472.24	31,935.45	42,836.43	10,900.98	31,136.12	31,136.12	0.00	0.00	11,700.31	0.00	0.00
		15,472.24	31,935.45	42,836.43	10,900.98	31,136.12	31,136.12	0.00	0.00	11,700.31	0.00	0.00
21/12/2020	18/08/2021	3,404.30	8,467.18	9,462.69	995.51	8,291.31	8,291.31	0.00	0.00	0.00	1,171.38	0.00
01/07/2017	18/08/2021	11,735.56	24,222.76	32,620.50	8,397.74	23,616.47	23,616.47	0.00	0.00	9,004.02	0.00	0.00
28/12/2018	18/08/2021	1,815.32	3,716.86	5,045.91	1,329.05	3,623.08	3,623.08	0.00	0.00	1,422.83	0.00	0.00
		16,955.17	36,406.80	47,129.10	10,722.30	35,530.86	35,530.86	0.00	0.00	10,426.85	1,171.38	0.00
VHGIF - Vanguard High Growth Index Fund												
		0.00	0.00	0.00	0.00	0.00	0.00	0.00	0.00	5,667.66	0.00	0.00
		0.00	0.00	0.00	0.00	0.00	0.00	0.00	0.00	5,667.66	0.00	0.00
WHT8435AU2 - Hyperion Gbl Growth Comp CI B												
19/08/2021	01/11/2021	118.16	525.84	543.78	17.94	525.84	525.84	0.00	0.00	0.00	17.94	0.00
		118.16	525.84	543.78	17.94	525.84	525.84	0.00	0.00	0.00	17.94	0.00
		67,683.35	158,442.73	188,137.95	29,695.22	154,952.17	154,952.17	0.00	0.00	41,543.71	1,189.32	(2,230.96)
Shares in Listed Companies (Australian)												
AGL.AX - AGL Energy Limited.												
25/01/2019	08/07/2021	3.00	65.31	24.42	(40.89)	65.31	65.31	0.00	0.00	0.00	0.00	(40.89)
30/01/2019	08/07/2021	1.00	21.77	8.14	(13.63)	21.77	21.77	0.00	0.00	0.00	0.00	(13.63)
21/12/2018	08/07/2021	3.00	59.97	24.42	(35.55)	59.97	59.97	0.00	0.00	0.00	0.00	(35.55)
27/12/2018	08/07/2021	14.00	279.85	113.97	(165.88)	279.85	279.85	0.00	0.00	0.00	0.00	(165.88)
19/12/2018	08/07/2021	16.00	316.09	130.25	(185.85)	316.09	316.09	0.00	0.00	0.00	0.00	(185.85)

Jasalage Superannuation Fund

Realised Capital Gains Report

For The Period 01 July 2021 - 30 June 2022

Investment		Accounting Treatment				Tax Treatment						
Purchase Contract Date	Disposal Contract Date	Units	Cost	Proceeds	Accounting Profit/(Loss)	Adjusted Cost Base	Reduced Cost Base	Indexed Cost Base	Indexed Gains	Discounted Gains (Gross)	Other Gains	Capital Loss
Shares in Listed Companies (Australian)												
		37.00	742.99	301.20	(441.80)	742.99	742.99	0.00	0.00	0.00	0.00	(441.80)
19/12/2018	12/07/2021	6.00	118.54	48.84	(69.69)	118.54	118.54	0.00	0.00	0.00	0.00	(69.69)
17/12/2018	12/07/2021	11.00	217.31	89.55	(127.76)	217.31	217.31	0.00	0.00	0.00	0.00	(127.76)
28/09/2018	12/07/2021	142.00	2,787.52	1,155.95	(1,631.57)	2,787.52	2,787.52	0.00	0.00	0.00	0.00	(1,631.57)
		159.00	3,123.37	1,294.34	(1,829.02)	3,123.37	3,123.37	0.00	0.00	0.00	0.00	(1,829.02)
28/09/2018	27/10/2021	1.00	19.63	5.80	(13.83)	19.63	19.63	0.00	0.00	0.00	0.00	(13.83)
		1.00	19.63	5.80	(13.83)	19.63	19.63	0.00	0.00	0.00	0.00	(13.83)
28/09/2018	07/02/2022	4.00	78.52	29.16	(49.36)	78.52	78.52	0.00	0.00	0.00	0.00	(49.36)
		4.00	78.52	29.16	(49.36)	78.52	78.52	0.00	0.00	0.00	0.00	(49.36)
28/09/2018	09/02/2022	128.00	2,512.69	933.17	(1,579.52)	2,512.69	2,512.69	0.00	0.00	0.00	0.00	(1,579.52)
05/02/2020	09/02/2022	4.00	78.49	29.16	(49.33)	78.49	78.49	0.00	0.00	0.00	0.00	(49.33)
05/02/2020	09/02/2022	30.00	588.67	218.71	(369.96)	588.67	588.67	0.00	0.00	0.00	0.00	(369.96)
30/10/2019	09/02/2022	7.00	136.45	51.03	(85.42)	136.45	136.45	0.00	0.00	0.00	0.00	(85.42)
30/10/2019	09/02/2022	166.00	3,235.82	1,210.20	(2,025.62)	3,235.82	3,235.82	0.00	0.00	0.00	0.00	(2,025.62)
19/10/2018	09/02/2022	1.00	19.08	7.29	(11.79)	19.08	19.08	0.00	0.00	0.00	0.00	(11.79)
23/10/2018	09/02/2022	96.00	1,831.56	699.88	(1,131.68)	1,831.56	1,831.56	0.00	0.00	0.00	0.00	(1,131.68)
18/09/2019	09/02/2022	52.00	981.64	379.10	(602.54)	981.64	981.64	0.00	0.00	0.00	0.00	(602.54)
18/09/2019	09/02/2022	2.00	37.75	14.58	(23.17)	37.75	37.75	0.00	0.00	0.00	0.00	(23.17)
26/08/2019	09/02/2022	5.00	92.71	36.45	(56.26)	92.71	92.71	0.00	0.00	0.00	0.00	(56.26)
26/08/2019	09/02/2022	18.00	333.73	131.23	(202.50)	333.73	333.73	0.00	0.00	0.00	0.00	(202.50)
26/10/2018	09/02/2022	55.00	965.49	400.97	(564.52)	965.49	965.49	0.00	0.00	0.00	0.00	(564.52)
30/10/2018	09/02/2022	171.00	3,001.79	1,246.65	(1,755.14)	3,001.79	3,001.79	0.00	0.00	0.00	0.00	(1,755.14)

Jasalage Superannuation Fund

Realised Capital Gains Report

For The Period 01 July 2021 - 30 June 2022

Investment		Accounting Treatment				Tax Treatment						
Purchase Contract Date	Disposal Contract Date	Units	Cost	Proceeds	Accounting Profit/(Loss)	Adjusted Cost Base	Reduced Cost Base	Indexed Cost Base	Indexed Gains	Discounted Gains (Gross)	Other Gains	Capital Loss
Shares in Listed Companies (Australian)												
06/08/2020	09/02/2022	12.00	201.21	87.48	(113.73)	201.21	201.21	0.00	0.00	0.00	0.00	(113.73)
30/07/2020	09/02/2022	15.00	251.36	109.36	(142.00)	251.36	251.36	0.00	0.00	0.00	0.00	(142.00)
28/07/2020	09/02/2022	3.00	50.27	21.87	(28.40)	50.27	50.27	0.00	0.00	0.00	0.00	(28.40)
01/09/2020	09/02/2022	133.00	1,970.12	969.62	(1,000.50)	1,970.12	1,970.12	0.00	0.00	0.00	0.00	(1,000.50)
28/08/2020	09/02/2022	3.00	44.43	21.87	(22.56)	44.43	44.43	0.00	0.00	0.00	0.00	(22.56)
23/09/2020	09/02/2022	18.00	253.71	131.23	(122.48)	253.71	253.71	0.00	0.00	0.00	0.00	(122.48)
03/12/2020	09/02/2022	99.00	1,342.20	721.75	(620.46)	1,342.20	1,342.20	0.00	0.00	0.00	0.00	(620.46)
		1,018.00	17,929.17	7,421.60	(10,507.58)	17,929.17	17,929.17	0.00	0.00	0.00	0.00	(10,507.58)
03/12/2020	20/04/2022	24.00	325.38	202.61	(122.77)	325.38	325.38	0.00	0.00	0.00	0.00	(122.77)
		24.00	325.38	202.61	(122.77)	325.38	325.38	0.00	0.00	0.00	0.00	(122.77)
03/12/2020	22/04/2022	61.00	827.01	514.96	(312.06)	827.01	827.01	0.00	0.00	0.00	0.00	(312.06)
01/12/2020	22/04/2022	3.00	40.67	25.33	(15.34)	40.67	40.67	0.00	0.00	0.00	0.00	(15.34)
30/12/2020	22/04/2022	51.00	619.19	430.54	(188.66)	619.19	619.19	0.00	0.00	0.00	0.00	(188.66)
		115.00	1,486.87	970.83	(516.06)	1,486.87	1,486.87	0.00	0.00	0.00	0.00	(516.06)
AMC.AX - Amcor Plc												
01/07/2017	08/07/2021	3.00	44.93	45.85	0.92	44.93	44.93	0.00	0.00	0.92	0.00	0.00
		3.00	44.93	45.85	0.92	44.93	44.93	0.00	0.00	0.92	0.00	0.00
28/07/2020	26/08/2021	5.00	75.38	87.57	12.19	75.38	75.38	0.00	0.00	12.19	0.00	0.00
30/07/2020	26/08/2021	17.00	256.28	297.75	41.47	256.28	256.28	0.00	0.00	41.47	0.00	0.00
01/07/2017	26/08/2021	7.00	104.83	122.60	17.77	104.83	104.83	0.00	0.00	17.77	0.00	0.00
		29.00	436.49	507.92	71.43	436.49	436.49	0.00	0.00	71.43	0.00	0.00

Jasalage Superannuation Fund

Realised Capital Gains Report

For The Period 01 July 2021 - 30 June 2022

Investment		Accounting Treatment				Tax Treatment						
Purchase Contract Date	Disposal Contract Date	Units	Cost	Proceeds	Accounting Profit/(Loss)	Adjusted Cost Base	Reduced Cost Base	Indexed Cost Base	Indexed Gains	Discounted Gains (Gross)	Other Gains	Capital Loss
Shares in Listed Companies (Australian)												
01/07/2017	30/08/2021	119.00	1,782.09	2,084.27	302.18	1,782.09	1,782.09	0.00	0.00	302.18	0.00	0.00
18/09/2019	30/08/2021	70.00	1,012.45	1,226.04	213.59	1,012.45	1,012.45	0.00	0.00	213.59	0.00	0.00
18/09/2019	30/08/2021	9.00	130.17	157.63	27.46	130.17	130.17	0.00	0.00	27.46	0.00	0.00
06/03/2020	30/08/2021	27.00	383.33	472.90	89.57	383.33	383.33	0.00	0.00	89.57	0.00	0.00
06/03/2020	30/08/2021	6.00	85.18	105.09	19.91	85.18	85.18	0.00	0.00	19.91	0.00	0.00
26/08/2019	30/08/2021	1.00	14.09	17.51	3.42	14.09	14.09	0.00	0.00	3.42	0.00	0.00
26/08/2019	30/08/2021	1.00	14.08	17.51	3.43	14.08	14.08	0.00	0.00	3.43	0.00	0.00
21/09/2018	30/08/2021	3.00	40.96	52.54	11.58	40.96	40.96	0.00	0.00	11.58	0.00	0.00
25/09/2018	30/08/2021	103.00	1,406.18	1,804.03	397.85	1,406.18	1,406.18	0.00	0.00	397.85	0.00	0.00
30/01/2019	30/08/2021	6.00	81.71	105.09	23.38	81.71	81.71	0.00	0.00	23.38	0.00	0.00
25/01/2019	30/08/2021	2.00	27.23	35.03	7.80	27.23	27.23	0.00	0.00	7.80	0.00	0.00
01/05/2020	30/08/2021	7.00	94.94	122.60	27.66	94.94	94.94	0.00	0.00	27.66	0.00	0.00
01/05/2020	30/08/2021	7.00	94.94	122.60	27.66	94.94	94.94	0.00	0.00	27.66	0.00	0.00
19/12/2018	30/08/2021	42.00	557.45	735.63	178.18	557.45	557.45	0.00	0.00	178.18	0.00	0.00
17/12/2018	30/08/2021	17.00	225.63	297.75	72.12	225.63	225.63	0.00	0.00	72.12	0.00	0.00
19/10/2018	30/08/2021	10.00	131.68	175.15	43.47	131.68	131.68	0.00	0.00	43.47	0.00	0.00
23/10/2018	30/08/2021	87.00	1,145.57	1,523.80	378.22	1,145.57	1,145.57	0.00	0.00	378.22	0.00	0.00
		517.00	7,227.68	9,055.17	1,827.48	7,227.68	7,227.68	0.00	0.00	1,827.48	0.00	0.00
23/12/2021	07/02/2022	1.00	16.28	16.27	(0.01)	16.28	16.28	0.00	0.00	0.00	0.00	(0.01)
		1.00	16.28	16.27	(0.01)	16.28	16.28	0.00	0.00	0.00	0.00	(0.01)
01/12/2020	30/05/2022	6.00	92.94	111.03	18.09	92.94	92.94	0.00	0.00	18.09	0.00	0.00
		6.00	92.94	111.03	18.09	92.94	92.94	0.00	0.00	18.09	0.00	0.00

Jasalage Superannuation Fund

Realised Capital Gains Report

For The Period 01 July 2021 - 30 June 2022

Investment		Accounting Treatment				Tax Treatment						
Purchase Contract Date	Disposal Contract Date	Units	Cost	Proceeds	Accounting Profit/(Loss)	Adjusted Cost Base	Reduced Cost Base	Indexed Cost Base	Indexed Gains	Discounted Gains (Gross)	Other Gains	Capital Loss
Shares in Listed Companies (Australian)												
01/12/2020	01/06/2022	10.00	154.91	185.05	30.15	154.91	154.91	0.00	0.00	30.15	0.00	0.00
23/09/2020	01/06/2022	10.00	153.83	185.05	31.22	153.83	153.83	0.00	0.00	31.22	0.00	0.00
29/01/2021	01/06/2022	7.00	100.31	129.54	29.23	100.31	100.31	0.00	0.00	29.23	0.00	0.00
27/01/2021	01/06/2022	2.00	28.66	37.01	8.35	28.66	28.66	0.00	0.00	8.35	0.00	0.00
23/10/2018	01/06/2022	84.00	1,106.07	1,554.46	448.39	1,106.07	1,106.07	0.00	0.00	448.39	0.00	0.00
21/12/2018	01/06/2022	29.00	374.42	536.66	162.24	374.42	374.42	0.00	0.00	162.24	0.00	0.00
30/10/2018	01/06/2022	47.00	606.40	869.76	263.36	606.40	606.40	0.00	0.00	263.36	0.00	0.00
		189.00	2,524.60	3,497.53	972.94	2,524.60	2,524.60	0.00	0.00	972.94	0.00	0.00
ANN.AX - Ansell Limited												
12/03/2020	08/07/2021	26.00	668.63	1,077.22	408.59	668.63	668.63	0.00	0.00	408.59	0.00	0.00
		26.00	668.63	1,077.22	408.59	668.63	668.63	0.00	0.00	408.59	0.00	0.00
AZJ.AX - Aurizon Holdings Limited												
08/02/2021	08/07/2021	4.00	15.69	15.30	(0.39)	15.69	15.69	0.00	0.00	0.00	0.00	(0.39)
10/02/2021	08/07/2021	251.00	984.28	960.19	(24.09)	984.28	984.28	0.00	0.00	0.00	0.00	(24.09)
		255.00	999.97	975.49	(24.48)	999.97	999.97	0.00	0.00	0.00	0.00	(24.48)
10/02/2021	07/02/2022	4.00	15.69	14.58	(1.11)	15.69	15.69	0.00	0.00	0.00	0.00	(1.11)
		4.00	15.69	14.58	(1.11)	15.69	15.69	0.00	0.00	0.00	0.00	(1.11)
BHP.AX - BHP Group Limited												
21/12/2018	08/07/2021	5.00	165.51	247.93	82.42	165.51	165.51	0.00	0.00	82.42	0.00	0.00
25/01/2019	08/07/2021	2.00	65.87	99.17	33.30	65.87	65.87	0.00	0.00	33.30	0.00	0.00
23/10/2018	08/07/2021	12.00	394.38	595.04	200.66	394.38	394.38	0.00	0.00	200.66	0.00	0.00

Jasalage Superannuation Fund

Realised Capital Gains Report

For The Period 01 July 2021 - 30 June 2022

Investment		Accounting Treatment				Tax Treatment						
Purchase Contract Date	Disposal Contract Date	Units	Cost	Proceeds	Accounting Profit/(Loss)	Adjusted Cost Base	Reduced Cost Base	Indexed Cost Base	Indexed Gains	Discounted Gains (Gross)	Other Gains	Capital Loss
Shares in Listed Companies (Australian)												
06/03/2020	08/07/2021	5.00	161.68	247.93	86.25	161.68	161.68	0.00	0.00	86.25	0.00	0.00
07/12/2018	08/07/2021	11.00	344.05	545.46	201.40	344.05	344.05	0.00	0.00	201.40	0.00	0.00
		35.00	1,131.49	1,735.53	604.03	1,131.49	1,131.49	0.00	0.00	604.03	0.00	0.00
27/01/2021	07/02/2022	1.00	45.11	47.30	2.19	45.11	45.11	0.00	0.00	2.19	0.00	0.00
29/01/2021	07/02/2022	2.00	90.20	94.61	4.41	90.20	90.20	0.00	0.00	4.41	0.00	0.00
03/12/2020	07/02/2022	3.00	115.81	141.91	26.10	115.81	115.81	0.00	0.00	26.10	0.00	0.00
01/12/2020	07/02/2022	1.00	38.60	47.30	8.70	38.60	38.60	0.00	0.00	8.70	0.00	0.00
30/07/2020	07/02/2022	4.00	152.94	189.22	36.28	152.94	152.94	0.00	0.00	36.28	0.00	0.00
28/07/2020	07/02/2022	1.00	38.23	47.30	9.07	38.23	38.23	0.00	0.00	9.07	0.00	0.00
		12.00	480.89	567.64	86.75	480.89	480.89	0.00	0.00	86.75	0.00	0.00
28/07/2020	09/02/2022	6.00	229.41	283.83	54.42	229.41	229.41	0.00	0.00	54.42	0.00	0.00
25/09/2020	09/02/2022	3.00	111.62	141.91	30.29	111.62	111.62	0.00	0.00	30.29	0.00	0.00
23/09/2020	09/02/2022	2.00	74.41	94.61	20.20	74.41	74.41	0.00	0.00	20.20	0.00	0.00
07/12/2018	09/02/2022	52.00	1,626.43	2,459.85	833.43	1,626.43	1,626.43	0.00	0.00	833.43	0.00	0.00
06/03/2020	09/02/2022	29.00	863.12	1,371.84	508.72	863.12	863.12	0.00	0.00	508.72	0.00	0.00
		92.00	2,904.99	4,352.04	1,447.06	2,904.99	2,904.99	0.00	0.00	1,447.06	0.00	0.00
BXB.AX - Brambles Limited												
27/04/2021	08/07/2021	161.00	1,692.06	1,850.09	158.03	1,692.06	1,692.06	0.00	0.00	0.00	158.03	0.00
		161.00	1,692.06	1,850.09	158.03	1,692.06	1,692.06	0.00	0.00	0.00	158.03	0.00
27/04/2021	29/09/2021	4.00	42.04	42.77	0.73	42.04	42.04	0.00	0.00	0.00	0.73	0.00
		4.00	42.04	42.77	0.73	42.04	42.04	0.00	0.00	0.00	0.73	0.00

Jasalage Superannuation Fund

Realised Capital Gains Report

For The Period 01 July 2021 - 30 June 2022

Investment		Accounting Treatment				Tax Treatment						
Purchase Contract Date	Disposal Contract Date	Units	Cost	Proceeds	Accounting Profit/(Loss)	Adjusted Cost Base	Reduced Cost Base	Indexed Cost Base	Indexed Gains	Discounted Gains (Gross)	Other Gains	Capital Loss
Shares in Listed Companies (Australian)												
27/04/2021	23/12/2021	1.00	10.51	10.61	0.10	10.51	10.51	0.00	0.00	0.00	0.10	0.00
		1.00	10.51	10.61	0.10	10.51	10.51	0.00	0.00	0.00	0.10	0.00
27/04/2021	29/12/2021	3.00	31.53	31.85	0.32	31.53	31.53	0.00	0.00	0.00	0.32	0.00
		3.00	31.53	31.85	0.32	31.53	31.53	0.00	0.00	0.00	0.32	0.00
CBA.AX - Commonwealth Bank Of Australia.												
01/07/2017	08/07/2021	2.00	503.55	198.79	(304.76)	503.55	503.55	0.00	0.00	0.00	0.00	(304.76)
		2.00	503.55	198.79	(304.76)	503.55	503.55	0.00	0.00	0.00	0.00	(304.76)
01/07/2017	12/07/2021	6.00	1,510.64	596.38	(914.26)	1,510.64	1,510.64	0.00	0.00	0.00	0.00	(914.26)
05/02/2020	12/07/2021	1.00	83.79	99.40	15.61	83.79	83.79	0.00	0.00	15.61	0.00	0.00
26/08/2019	12/07/2021	1.00	76.47	99.40	22.93	76.47	76.47	0.00	0.00	22.93	0.00	0.00
06/03/2020	12/07/2021	4.00	298.50	397.59	99.08	298.50	298.50	0.00	0.00	99.08	0.00	0.00
		12.00	1,969.40	1,192.77	(776.64)	1,969.40	1,969.40	0.00	0.00	137.62	0.00	(914.26)
06/03/2020	05/08/2021	1.00	74.63	103.29	28.66	74.63	74.63	0.00	0.00	28.66	0.00	0.00
06/03/2020	05/08/2021	2.00	149.25	206.58	57.33	149.25	149.25	0.00	0.00	57.33	0.00	0.00
25/01/2019	05/08/2021	1.00	72.82	103.29	30.47	72.82	72.82	0.00	0.00	30.47	0.00	0.00
		4.00	296.70	413.16	116.46	296.70	296.70	0.00	0.00	116.46	0.00	0.00
29/01/2021	09/08/2021	1.00	86.45	103.29	16.84	86.45	86.45	0.00	0.00	0.00	16.84	0.00
28/07/2020	09/08/2021	1.00	72.64	103.29	30.65	72.64	72.64	0.00	0.00	30.65	0.00	0.00
03/12/2020	09/08/2021	1.00	80.45	103.29	22.84	80.45	80.45	0.00	0.00	0.00	22.84	0.00
21/12/2018	09/08/2021	5.00	340.38	516.44	176.06	340.38	340.38	0.00	0.00	176.06	0.00	0.00
27/12/2018	09/08/2021	1.00	68.07	103.29	35.22	68.07	68.07	0.00	0.00	35.22	0.00	0.00

Jasalage Superannuation Fund

Realised Capital Gains Report

For The Period 01 July 2021 - 30 June 2022

Investment		Accounting Treatment				Tax Treatment						
Purchase Contract Date	Disposal Contract Date	Units	Cost	Proceeds	Accounting Profit/(Loss)	Adjusted Cost Base	Reduced Cost Base	Indexed Cost Base	Indexed Gains	Discounted Gains (Gross)	Other Gains	Capital Loss
Shares in Listed Companies (Australian)												
19/10/2018	09/08/2021	9.00	608.78	929.60	320.81	608.78	608.78	0.00	0.00	320.81	0.00	0.00
		18.00	1,256.77	1,859.20	602.42	1,256.77	1,256.77	0.00	0.00	562.74	39.68	0.00
19/10/2018	01/10/2021	1.00	67.64	102.35	34.71	67.64	67.64	0.00	0.00	34.71	0.00	0.00
		1.00	67.64	102.35	34.71	67.64	67.64	0.00	0.00	34.71	0.00	0.00
19/10/2018	07/02/2022	1.00	67.64	93.70	26.06	67.64	67.64	0.00	0.00	26.06	0.00	0.00
		1.00	67.64	93.70	26.06	67.64	67.64	0.00	0.00	26.06	0.00	0.00
CGC.AX - Costa Group Holdings Limited												
13/06/2019	08/07/2021	1.00	6.94	3.23	(3.71)	6.94	6.94	0.00	0.00	0.00	0.00	(3.71)
		1.00	6.94	3.23	(3.71)	6.94	6.94	0.00	0.00	0.00	0.00	(3.71)
13/06/2019	12/07/2021	228.00	1,581.23	736.27	(844.96)	1,581.23	1,581.23	0.00	0.00	0.00	0.00	(844.96)
		228.00	1,581.23	736.27	(844.96)	1,581.23	1,581.23	0.00	0.00	0.00	0.00	(844.96)
13/06/2019	30/07/2021	8.00	55.48	25.54	(29.94)	55.48	55.48	0.00	0.00	0.00	0.00	(29.94)
		8.00	55.48	25.54	(29.94)	55.48	55.48	0.00	0.00	0.00	0.00	(29.94)
13/06/2019	03/08/2021	428.00	2,968.28	1,366.63	(1,601.65)	2,968.28	2,968.28	0.00	0.00	0.00	0.00	(1,601.65)
		428.00	2,968.28	1,366.63	(1,601.65)	2,968.28	2,968.28	0.00	0.00	0.00	0.00	(1,601.65)
13/06/2019	27/10/2021	1.00	6.94	3.00	(3.94)	6.94	6.94	0.00	0.00	0.00	0.00	(3.94)
		1.00	6.94	3.00	(3.94)	6.94	6.94	0.00	0.00	0.00	0.00	(3.94)
13/06/2019	23/12/2021	1.00	6.94	3.05	(3.89)	6.94	6.94	0.00	0.00	0.00	0.00	(3.89)
		1.00	6.94	3.05	(3.89)	6.94	6.94	0.00	0.00	0.00	0.00	(3.89)
13/06/2019	07/02/2022	4.00	27.74	12.17	(15.57)	27.74	27.74	0.00	0.00	0.00	0.00	(15.57)

Jasalage Superannuation Fund

Realised Capital Gains Report

For The Period 01 July 2021 - 30 June 2022

Investment		Accounting Treatment				Tax Treatment						
Purchase Contract Date	Disposal Contract Date	Units	Cost	Proceeds	Accounting Profit/(Loss)	Adjusted Cost Base	Reduced Cost Base	Indexed Cost Base	Indexed Gains	Discounted Gains (Gross)	Other Gains	Capital Loss
Shares in Listed Companies (Australian)												
		4.00	27.74	12.17	(15.57)	27.74	27.74	0.00	0.00	0.00	0.00	(15.57)
CGCR.AX - Costa Group Holdings Limited												
23/06/2021	12/07/2021	33.00	0.00	6.90	6.90	0.00	0.00	0.00	0.00	0.00	6.90	0.00
10/08/2020	12/07/2021	1.00	0.00	0.21	0.21	0.00	0.00	0.00	0.00	0.00	0.21	0.00
01/05/2020	12/07/2021	1.00	0.00	0.21	0.21	0.00	0.00	0.00	0.00	0.21	0.00	0.00
28/11/2019	12/07/2021	1.00	0.00	0.21	0.21	0.00	0.00	0.00	0.00	0.21	0.00	0.00
		36.00	0.00	7.53	7.53	0.00	0.00	0.00	0.00	0.42	7.11	0.00
CIM.AX - Cimic Group Limited												
27/04/2021	08/07/2021	56.00	989.90	1,104.18	114.28	989.90	989.90	0.00	0.00	0.00	114.28	0.00
		56.00	989.90	1,104.18	114.28	989.90	989.90	0.00	0.00	0.00	114.28	0.00
27/04/2021	29/09/2021	3.00	53.03	58.62	5.59	53.03	53.03	0.00	0.00	0.00	5.59	0.00
		3.00	53.03	58.62	5.59	53.03	53.03	0.00	0.00	0.00	5.59	0.00
27/04/2021	01/10/2021	4.00	70.71	78.17	7.46	70.71	70.71	0.00	0.00	0.00	7.46	0.00
		4.00	70.71	78.17	7.46	70.71	70.71	0.00	0.00	0.00	7.46	0.00
27/04/2021	07/02/2022	1.00	17.68	16.57	(1.11)	17.68	17.68	0.00	0.00	0.00	0.00	(1.11)
		1.00	17.68	16.57	(1.11)	17.68	17.68	0.00	0.00	0.00	0.00	(1.11)
27/04/2021	05/05/2022	554.00	9,792.98	12,188.00	2,395.02	9,792.98	9,792.98	0.00	0.00	2,395.02	0.00	0.00
29/12/2021	05/05/2022	10.00	167.37	220.00	52.63	167.37	167.37	0.00	0.00	0.00	52.63	0.00
		564.00	9,960.35	12,408.00	2,447.65	9,960.35	9,960.35	0.00	0.00	2,395.02	52.63	0.00
CSL.AX - CSL Limited												

Jasalage Superannuation Fund

Realised Capital Gains Report

For The Period 01 July 2021 - 30 June 2022

Investment		Accounting Treatment				Tax Treatment						
Purchase Contract Date	Disposal Contract Date	Units	Cost	Proceeds	Accounting Profit/(Loss)	Adjusted Cost Base	Reduced Cost Base	Indexed Cost Base	Indexed Gains	Discounted Gains (Gross)	Other Gains	Capital Loss
Shares in Listed Companies (Australian)												
25/01/2019	08/07/2021	1.00	199.01	278.83	79.82	199.01	199.01	0.00	0.00	79.82	0.00	0.00
07/12/2018	08/07/2021	3.00	552.66	836.48	283.83	552.66	552.66	0.00	0.00	283.83	0.00	0.00
		4.00	751.67	1,115.31	363.65	751.67	751.67	0.00	0.00	363.65	0.00	0.00
01/10/2021	23/12/2021	1.00	286.92	291.09	4.17	286.92	286.92	0.00	0.00	0.00	4.17	0.00
		1.00	286.92	291.09	4.17	286.92	286.92	0.00	0.00	0.00	4.17	0.00
EDV.AX - Endeavour Group Limited												
09/08/2021	27/10/2021	1.00	6.86	6.85	(0.01)	6.86	6.86	0.00	0.00	0.00	0.00	(0.01)
		1.00	6.86	6.85	(0.01)	6.86	6.86	0.00	0.00	0.00	0.00	(0.01)
09/08/2021	23/12/2021	4.00	27.45	27.21	(0.24)	27.45	27.45	0.00	0.00	0.00	0.00	(0.24)
		4.00	27.45	27.21	(0.24)	27.45	27.45	0.00	0.00	0.00	0.00	(0.24)
09/08/2021	07/02/2022	2.00	13.73	12.56	(1.17)	13.73	13.73	0.00	0.00	0.00	0.00	(1.17)
		2.00	13.73	12.56	(1.17)	13.73	13.73	0.00	0.00	0.00	0.00	(1.17)
FLT.AX - Flight Centre Travel Group Limited												
12/08/2021	29/09/2021	4.00	60.54	84.68	24.14	60.54	60.54	0.00	0.00	0.00	24.14	0.00
		4.00	60.54	84.68	24.14	60.54	60.54	0.00	0.00	0.00	24.14	0.00
12/08/2021	01/10/2021	1.00	15.14	21.17	6.03	15.14	15.14	0.00	0.00	0.00	6.03	0.00
16/08/2021	01/10/2021	214.00	3,238.73	4,530.09	1,291.37	3,238.73	3,238.73	0.00	0.00	0.00	1,291.37	0.00
		215.00	3,253.87	4,551.26	1,297.40	3,253.87	3,253.87	0.00	0.00	0.00	1,297.40	0.00
29/12/2021	22/04/2022	1.00	17.62	21.89	4.27	17.62	17.62	0.00	0.00	0.00	4.27	0.00
		1.00	17.62	21.89	4.27	17.62	17.62	0.00	0.00	0.00	4.27	0.00

Jasalage Superannuation Fund

Realised Capital Gains Report

For The Period 01 July 2021 - 30 June 2022

Investment		Accounting Treatment				Tax Treatment						
Purchase Contract Date	Disposal Contract Date	Units	Cost	Proceeds	Accounting Profit/(Loss)	Adjusted Cost Base	Reduced Cost Base	Indexed Cost Base	Indexed Gains	Discounted Gains (Gross)	Other Gains	Capital Loss
Shares in Listed Companies (Australian)												
FMG.AX - Fortescue Metals Group Ltd												
30/08/2021	23/12/2021	2.00	40.27	38.27	(2.00)	40.27	40.27	0.00	0.00	0.00	0.00	(2.00)
		2.00	40.27	38.27	(2.00)	40.27	40.27	0.00	0.00	0.00	0.00	(2.00)
30/08/2021	29/12/2021	134.00	2,698.22	2,563.97	(134.25)	2,698.22	2,698.22	0.00	0.00	0.00	0.00	(134.25)
		134.00	2,698.22	2,563.97	(134.25)	2,698.22	2,698.22	0.00	0.00	0.00	0.00	(134.25)
30/08/2021	09/02/2022	1.00	20.14	21.49	1.35	20.14	20.14	0.00	0.00	0.00	1.35	0.00
		1.00	20.14	21.49	1.35	20.14	20.14	0.00	0.00	0.00	1.35	0.00
IVC.AX - Invocare Limited												
26/08/2019	08/07/2021	5.00	71.79	56.12	(15.67)	71.79	71.79	0.00	0.00	0.00	0.00	(15.67)
26/08/2019	08/07/2021	2.00	28.71	22.45	(6.26)	28.71	28.71	0.00	0.00	0.00	0.00	(6.26)
18/09/2019	08/07/2021	4.00	56.99	44.90	(12.09)	56.99	56.99	0.00	0.00	0.00	0.00	(12.09)
18/09/2019	08/07/2021	92.00	1,310.73	1,032.66	(278.07)	1,310.73	1,310.73	0.00	0.00	0.00	0.00	(278.07)
		103.00	1,468.22	1,156.13	(312.09)	1,468.22	1,468.22	0.00	0.00	0.00	0.00	(312.09)
18/09/2019	12/07/2021	9.00	128.22	101.02	(27.20)	128.22	128.22	0.00	0.00	0.00	0.00	(27.20)
		9.00	128.22	101.02	(27.20)	128.22	128.22	0.00	0.00	0.00	0.00	(27.20)
18/09/2019	07/02/2022	1.00	14.25	11.83	(2.42)	14.25	14.25	0.00	0.00	0.00	0.00	(2.42)
		1.00	14.25	11.83	(2.42)	14.25	14.25	0.00	0.00	0.00	0.00	(2.42)
18/09/2019	20/04/2022	1.00	14.25	12.08	(2.17)	14.25	14.25	0.00	0.00	0.00	0.00	(2.17)
		1.00	14.25	12.08	(2.17)	14.25	14.25	0.00	0.00	0.00	0.00	(2.17)
LNK.AX - Link Administration Holdings Limited												

Jasalage Superannuation Fund

Realised Capital Gains Report

For The Period 01 July 2021 - 30 June 2022

Investment		Accounting Treatment				Tax Treatment						
Purchase Contract Date	Disposal Contract Date	Units	Cost	Proceeds	Accounting Profit/(Loss)	Adjusted Cost Base	Reduced Cost Base	Indexed Cost Base	Indexed Gains	Discounted Gains (Gross)	Other Gains	Capital Loss
Shares in Listed Companies (Australian)												
05/02/2020	08/07/2021	65.00	422.54	328.34	(94.20)	422.54	422.54	0.00	0.00	0.00	0.00	(94.20)
31/10/2019	08/07/2021	36.00	200.83	181.85	(18.98)	200.83	200.83	0.00	0.00	0.00	0.00	(18.98)
31/10/2019	08/07/2021	149.00	831.20	752.65	(78.54)	831.20	831.20	0.00	0.00	0.00	0.00	(78.54)
		250.00	1,454.57	1,262.84	(191.72)	1,454.57	1,454.57	0.00	0.00	0.00	0.00	(191.72)
31/10/2019	12/07/2021	118.00	658.26	596.06	(62.20)	658.26	658.26	0.00	0.00	0.00	0.00	(62.20)
02/08/2019	12/07/2021	4.00	19.65	20.21	0.56	19.65	19.65	0.00	0.00	0.56	0.00	0.00
02/08/2019	12/07/2021	79.00	388.02	399.06	11.03	388.02	388.02	0.00	0.00	11.03	0.00	0.00
		201.00	1,065.93	1,015.33	(50.61)	1,065.93	1,065.93	0.00	0.00	11.59	0.00	(62.20)
02/08/2019	29/09/2021	7.00	34.38	30.36	(4.02)	34.38	34.38	0.00	0.00	0.00	0.00	(4.02)
		7.00	34.38	30.36	(4.02)	34.38	34.38	0.00	0.00	0.00	0.00	(4.02)
02/08/2019	27/10/2021	1.00	4.91	4.48	(0.43)	4.91	4.91	0.00	0.00	0.00	0.00	(0.43)
		1.00	4.91	4.48	(0.43)	4.91	4.91	0.00	0.00	0.00	0.00	(0.43)
02/08/2019	23/12/2021	32.00	157.17	176.49	19.32	157.17	157.17	0.00	0.00	19.32	0.00	0.00
		32.00	157.17	176.49	19.32	157.17	157.17	0.00	0.00	19.32	0.00	0.00
02/08/2019	29/12/2021	516.00	2,534.44	2,845.95	311.51	2,534.44	2,534.44	0.00	0.00	311.51	0.00	0.00
		516.00	2,534.44	2,845.95	311.51	2,534.44	2,534.44	0.00	0.00	311.51	0.00	0.00
02/08/2019	07/02/2022	4.00	19.65	21.76	2.11	19.65	19.65	0.00	0.00	2.11	0.00	0.00
		4.00	19.65	21.76	2.11	19.65	19.65	0.00	0.00	2.11	0.00	0.00
MQG.AX - Macquarie Group Limited												
05/02/2020	08/07/2021	1.00	144.50	156.85	12.35	144.50	144.50	0.00	0.00	12.35	0.00	0.00
05/02/2020	08/07/2021	1.00	144.50	156.85	12.35	144.50	144.50	0.00	0.00	12.35	0.00	0.00

Jasalage Superannuation Fund

Realised Capital Gains Report

For The Period 01 July 2021 - 30 June 2022

Investment		Accounting Treatment				Tax Treatment						
Purchase Contract Date	Disposal Contract Date	Units	Cost	Proceeds	Accounting Profit/(Loss)	Adjusted Cost Base	Reduced Cost Base	Indexed Cost Base	Indexed Gains	Discounted Gains (Gross)	Other Gains	Capital Loss
Shares in Listed Companies (Australian)												
06/03/2020	08/07/2021	1.00	132.09	156.85	24.76	132.09	132.09	0.00	0.00	24.76	0.00	0.00
06/03/2020	08/07/2021	8.00	1,056.71	1,254.84	198.13	1,056.71	1,056.71	0.00	0.00	198.13	0.00	0.00
		11.00	1,477.80	1,725.39	247.59	1,477.80	1,477.80	0.00	0.00	247.59	0.00	0.00
06/03/2020	20/09/2021	3.00	396.27	522.20	125.94	396.27	396.27	0.00	0.00	125.94	0.00	0.00
		3.00	396.27	522.20	125.94	396.27	396.27	0.00	0.00	125.94	0.00	0.00
06/03/2020	22/09/2021	1.00	132.09	174.06	41.98	132.09	132.09	0.00	0.00	41.98	0.00	0.00
30/07/2020	22/09/2021	1.00	125.56	174.06	48.50	125.56	125.56	0.00	0.00	48.50	0.00	0.00
28/07/2020	22/09/2021	2.00	251.11	348.13	97.02	251.11	251.11	0.00	0.00	97.02	0.00	0.00
08/05/2019	22/09/2021	4.00	495.90	696.26	200.36	495.90	495.90	0.00	0.00	200.36	0.00	0.00
26/08/2019	22/09/2021	2.00	243.45	348.13	104.68	243.45	243.45	0.00	0.00	104.68	0.00	0.00
25/01/2019	22/09/2021	1.00	117.99	174.06	56.07	117.99	117.99	0.00	0.00	56.07	0.00	0.00
19/12/2018	22/09/2021	3.00	338.36	522.19	183.83	338.36	338.36	0.00	0.00	183.83	0.00	0.00
17/12/2018	22/09/2021	2.00	225.57	348.13	122.56	225.57	225.57	0.00	0.00	122.56	0.00	0.00
30/10/2018	22/09/2021	5.00	555.34	870.32	314.99	555.34	555.34	0.00	0.00	314.99	0.00	0.00
		21.00	2,485.37	3,655.34	1,169.99	2,485.37	2,485.37	0.00	0.00	1,169.99	0.00	0.00
25/09/2020	19/11/2021	1.00	122.05	207.70	85.65	122.05	122.05	0.00	0.00	85.65	0.00	0.00
30/10/2018	19/11/2021	2.00	222.13	415.40	193.27	222.13	222.13	0.00	0.00	193.27	0.00	0.00
		3.00	344.18	623.10	278.92	344.18	344.18	0.00	0.00	278.92	0.00	0.00
30/10/2018	23/11/2021	9.00	999.61	1,869.29	869.68	999.61	999.61	0.00	0.00	869.68	0.00	0.00
		9.00	999.61	1,869.29	869.68	999.61	999.61	0.00	0.00	869.68	0.00	0.00

NAB.AX - National Australia Bank Limited

Jasalage Superannuation Fund

Realised Capital Gains Report

For The Period 01 July 2021 - 30 June 2022

Investment		Accounting Treatment				Tax Treatment						
Purchase Contract Date	Disposal Contract Date	Units	Cost	Proceeds	Accounting Profit/(Loss)	Adjusted Cost Base	Reduced Cost Base	Indexed Cost Base	Indexed Gains	Discounted Gains (Gross)	Other Gains	Capital Loss
Shares in Listed Companies (Australian)												
26/08/2019	08/07/2021	1.00	26.88	26.15	(0.73)	26.88	26.88	0.00	0.00	0.00	0.00	(0.73)
		1.00	26.88	26.15	(0.73)	26.88	26.88	0.00	0.00	0.00	0.00	(0.73)
05/02/2020	12/07/2021	48.00	1,230.13	1,255.42	25.29	1,230.13	1,230.13	0.00	0.00	25.29	0.00	0.00
		48.00	1,230.13	1,255.42	25.29	1,230.13	1,230.13	0.00	0.00	25.29	0.00	0.00
05/02/2020	26/08/2021	2.00	51.26	54.95	3.69	51.26	51.26	0.00	0.00	3.69	0.00	0.00
25/01/2019	26/08/2021	4.00	99.10	109.90	10.80	99.10	99.10	0.00	0.00	10.80	0.00	0.00
30/10/2018	26/08/2021	8.00	196.97	219.79	22.82	196.97	196.97	0.00	0.00	22.82	0.00	0.00
		14.00	347.33	384.64	37.31	347.33	347.33	0.00	0.00	37.31	0.00	0.00
30/10/2018	30/08/2021	154.00	3,791.77	4,231.08	439.31	3,791.77	3,791.77	0.00	0.00	439.31	0.00	0.00
19/12/2018	30/08/2021	4.00	93.88	109.90	16.02	93.88	93.88	0.00	0.00	16.02	0.00	0.00
17/12/2018	30/08/2021	27.00	633.67	741.81	108.14	633.67	633.67	0.00	0.00	108.14	0.00	0.00
21/12/2018	30/08/2021	15.00	343.14	412.12	68.98	343.14	343.14	0.00	0.00	68.98	0.00	0.00
06/03/2020	30/08/2021	29.00	644.20	796.76	152.56	644.20	644.20	0.00	0.00	152.56	0.00	0.00
06/03/2020	30/08/2021	8.00	177.71	219.80	42.09	177.71	177.71	0.00	0.00	42.09	0.00	0.00
28/07/2020	30/08/2021	3.00	53.96	82.42	28.46	53.96	53.96	0.00	0.00	28.46	0.00	0.00
30/07/2020	30/08/2021	8.00	143.89	219.80	75.91	143.89	143.89	0.00	0.00	75.91	0.00	0.00
19/03/2020	30/08/2021	83.00	1,233.95	2,280.39	1,046.44	1,233.95	1,233.95	0.00	0.00	1,046.44	0.00	0.00
19/03/2020	30/08/2021	1.00	14.86	27.47	12.61	14.86	14.86	0.00	0.00	12.61	0.00	0.00
27/01/2021	30/08/2021	2.00	48.45	54.95	6.50	48.45	48.45	0.00	0.00	0.00	6.50	0.00
29/01/2021	30/08/2021	2.00	48.45	54.95	6.50	48.45	48.45	0.00	0.00	0.00	6.50	0.00
23/09/2020	30/08/2021	45.00	766.31	1,236.35	470.04	766.31	766.31	0.00	0.00	0.00	470.04	0.00
25/09/2020	30/08/2021	22.00	374.64	604.44	229.80	374.64	374.64	0.00	0.00	0.00	229.80	0.00

Jasalage Superannuation Fund

Realised Capital Gains Report

For The Period 01 July 2021 - 30 June 2022

Investment		Accounting Treatment				Tax Treatment						
Purchase Contract Date	Disposal Contract Date	Units	Cost	Proceeds	Accounting Profit/(Loss)	Adjusted Cost Base	Reduced Cost Base	Indexed Cost Base	Indexed Gains	Discounted Gains (Gross)	Other Gains	Capital Loss
Shares in Listed Companies (Australian)												
		403.00	8,368.88	11,072.24	2,703.36	8,368.88	8,368.88	0.00	0.00	1,990.52	712.84	0.00
RHC.AX - Ramsay Health Care Limited												
05/02/2020	08/07/2021	1.00	78.67	64.36	(14.31)	78.67	78.67	0.00	0.00	0.00	0.00	(14.31)
05/02/2020	08/07/2021	1.00	78.67	64.36	(14.31)	78.67	78.67	0.00	0.00	0.00	0.00	(14.31)
27/04/2021	08/07/2021	13.00	883.59	836.63	(46.96)	883.59	883.59	0.00	0.00	0.00	0.00	(46.96)
		15.00	1,040.93	965.35	(75.58)	1,040.93	1,040.93	0.00	0.00	0.00	0.00	(75.58)
26/08/2019	29/09/2021	1.00	67.42	67.67	0.25	67.42	67.42	0.00	0.00	0.25	0.00	0.00
28/07/2020	29/09/2021	1.00	62.47	67.67	5.20	62.47	62.47	0.00	0.00	5.20	0.00	0.00
		2.00	129.89	135.34	5.45	129.89	129.89	0.00	0.00	5.45	0.00	0.00
27/04/2021	29/12/2021	1.00	67.97	70.41	2.44	67.97	67.97	0.00	0.00	0.00	2.44	0.00
		1.00	67.97	70.41	2.44	67.97	67.97	0.00	0.00	0.00	2.44	0.00
SHL.AX - Sonic Healthcare Limited												
06/03/2020	08/07/2021	1.00	30.98	37.55	6.57	30.98	30.98	0.00	0.00	6.57	0.00	0.00
26/08/2019	08/07/2021	1.00	28.31	37.55	9.24	28.31	28.31	0.00	0.00	9.24	0.00	0.00
26/08/2019	08/07/2021	1.00	28.31	37.55	9.24	28.31	28.31	0.00	0.00	9.24	0.00	0.00
12/03/2020	08/07/2021	1.00	27.73	37.55	9.82	27.73	27.73	0.00	0.00	9.82	0.00	0.00
23/10/2018	08/07/2021	11.00	259.04	413.03	153.99	259.04	259.04	0.00	0.00	153.99	0.00	0.00
		15.00	374.37	563.23	188.86	374.37	374.37	0.00	0.00	188.86	0.00	0.00
23/10/2018	12/07/2021	8.00	188.39	300.38	111.99	188.39	188.39	0.00	0.00	111.99	0.00	0.00
		8.00	188.39	300.38	111.99	188.39	188.39	0.00	0.00	111.99	0.00	0.00
30/07/2020	01/10/2021	1.00	32.19	39.25	7.06	32.19	32.19	0.00	0.00	7.06	0.00	0.00

Jasalage Superannuation Fund

Realised Capital Gains Report

For The Period 01 July 2021 - 30 June 2022

Investment		Accounting Treatment				Tax Treatment						
Purchase Contract Date	Disposal Contract Date	Units	Cost	Proceeds	Accounting Profit/(Loss)	Adjusted Cost Base	Reduced Cost Base	Indexed Cost Base	Indexed Gains	Discounted Gains (Gross)	Other Gains	Capital Loss
Shares in Listed Companies (Australian)												
		1.00	32.19	39.25	7.06	32.19	32.19	0.00	0.00	7.06	0.00	0.00
23/12/2021	07/02/2022	1.00	46.38	37.99	(8.39)	46.38	46.38	0.00	0.00	0.00	0.00	(8.39)
		1.00	46.38	37.99	(8.39)	46.38	46.38	0.00	0.00	0.00	0.00	(8.39)
STO.AX - Santos Limited												
19/03/2020	08/07/2021	201.00	558.28	1,432.35	874.07	558.28	558.28	0.00	0.00	874.07	0.00	0.00
		201.00	558.28	1,432.35	874.07	558.28	558.28	0.00	0.00	874.07	0.00	0.00
23/09/2020	29/09/2021	30.00	152.42	212.72	60.30	152.42	152.42	0.00	0.00	60.30	0.00	0.00
		30.00	152.42	212.72	60.30	152.42	152.42	0.00	0.00	60.30	0.00	0.00
29/01/2021	01/10/2021	1.00	6.91	7.09	0.18	6.91	6.91	0.00	0.00	0.00	0.18	0.00
		1.00	6.91	7.09	0.18	6.91	6.91	0.00	0.00	0.00	0.18	0.00
29/01/2021	07/02/2022	2.00	13.82	15.09	1.28	13.82	13.82	0.00	0.00	1.28	0.00	0.00
		2.00	13.82	15.09	1.28	13.82	13.82	0.00	0.00	1.28	0.00	0.00
29/01/2021	08/03/2022	5.00	34.54	39.34	4.80	34.54	34.54	0.00	0.00	4.80	0.00	0.00
27/01/2021	08/03/2022	7.00	48.35	55.08	6.73	48.35	48.35	0.00	0.00	6.73	0.00	0.00
01/12/2020	08/03/2022	1.00	6.22	7.87	1.65	6.22	6.22	0.00	0.00	1.65	0.00	0.00
03/12/2020	08/03/2022	1.00	6.22	7.87	1.65	6.22	6.22	0.00	0.00	1.65	0.00	0.00
23/09/2020	08/03/2022	1.00	5.08	7.87	2.79	5.08	5.08	0.00	0.00	2.79	0.00	0.00
		15.00	100.41	118.03	17.62	100.41	100.41	0.00	0.00	17.62	0.00	0.00
23/09/2020	10/03/2022	8.00	40.65	62.94	22.30	40.65	40.65	0.00	0.00	22.30	0.00	0.00
19/03/2020	10/03/2022	295.00	819.36	2,321.01	1,501.65	819.36	819.36	0.00	0.00	1,501.65	0.00	0.00

Jasalage Superannuation Fund

Realised Capital Gains Report

For The Period 01 July 2021 - 30 June 2022

Investment		Accounting Treatment				Tax Treatment						
Purchase Contract Date	Disposal Contract Date	Units	Cost	Proceeds	Accounting Profit/(Loss)	Adjusted Cost Base	Reduced Cost Base	Indexed Cost Base	Indexed Gains	Discounted Gains (Gross)	Other Gains	Capital Loss
Shares in Listed Companies (Australian)												
		303.00	860.01	2,383.95	1,523.95	860.01	860.01	0.00	0.00	1,523.95	0.00	0.00
TLS.AX - Telstra Group Limited												
01/07/2017	08/07/2021	307.00	1,193.01	1,146.85	(46.16)	1,193.01	1,193.01	0.00	0.00	0.00	0.00	(46.16)
		307.00	1,193.01	1,146.85	(46.16)	1,193.01	1,193.01	0.00	0.00	0.00	0.00	(46.16)
01/07/2017	12/07/2021	38.00	147.67	141.56	(6.11)	147.67	147.67	0.00	0.00	0.00	0.00	(6.11)
		38.00	147.67	141.56	(6.11)	147.67	147.67	0.00	0.00	0.00	0.00	(6.11)
01/07/2017	14/07/2021	224.00	870.47	834.42	(36.05)	870.47	870.47	0.00	0.00	0.00	0.00	(36.05)
05/02/2020	14/07/2021	14.00	53.51	52.15	(1.36)	53.51	53.51	0.00	0.00	0.00	0.00	(1.36)
05/02/2020	14/07/2021	39.00	149.06	145.28	(3.78)	149.06	149.06	0.00	0.00	0.00	0.00	(3.78)
26/08/2019	14/07/2021	28.00	103.45	104.30	0.85	103.45	103.45	0.00	0.00	0.85	0.00	0.00
26/08/2019	14/07/2021	7.00	25.86	26.08	0.22	25.86	25.86	0.00	0.00	0.22	0.00	0.00
06/03/2020	14/07/2021	28.00	99.20	104.30	5.10	99.20	99.20	0.00	0.00	5.10	0.00	0.00
06/03/2020	14/07/2021	15.00	53.14	55.88	2.74	53.14	53.14	0.00	0.00	2.74	0.00	0.00
31/10/2019	14/07/2021	187.00	652.18	696.59	44.41	652.18	652.18	0.00	0.00	44.41	0.00	0.00
31/10/2019	14/07/2021	72.00	251.11	268.21	17.10	251.11	251.11	0.00	0.00	17.10	0.00	0.00
19/03/2020	14/07/2021	1.00	3.24	3.73	0.49	3.24	3.24	0.00	0.00	0.49	0.00	0.00
19/10/2018	14/07/2021	1,182.00	3,726.80	4,403.07	676.27	3,726.80	3,726.80	0.00	0.00	676.27	0.00	0.00
25/01/2019	14/07/2021	32.00	94.83	119.20	24.37	94.83	94.83	0.00	0.00	24.37	0.00	0.00
17/12/2018	14/07/2021	298.00	858.12	1,110.08	251.96	858.12	858.12	0.00	0.00	251.96	0.00	0.00
19/12/2018	14/07/2021	358.00	1,030.90	1,333.58	302.68	1,030.90	1,030.90	0.00	0.00	302.68	0.00	0.00
27/12/2018	14/07/2021	80.00	221.40	298.01	76.61	221.40	221.40	0.00	0.00	76.61	0.00	0.00
21/12/2018	14/07/2021	42.00	116.23	156.45	40.22	116.23	116.23	0.00	0.00	40.22	0.00	0.00

Jasalage Superannuation Fund

Realised Capital Gains Report

For The Period 01 July 2021 - 30 June 2022

Investment		Accounting Treatment				Tax Treatment						
Purchase Contract Date	Disposal Contract Date	Units	Cost	Proceeds	Accounting Profit/(Loss)	Adjusted Cost Base	Reduced Cost Base	Indexed Cost Base	Indexed Gains	Discounted Gains (Gross)	Other Gains	Capital Loss
Shares in Listed Companies (Australian)												
30/07/2020	14/07/2021	24.00	81.24	89.40	8.16	81.24	81.24	0.00	0.00	0.00	8.16	0.00
28/07/2020	14/07/2021	34.00	115.08	126.65	11.57	115.08	115.08	0.00	0.00	0.00	11.57	0.00
29/01/2021	14/07/2021	21.00	66.20	78.23	12.03	66.20	66.20	0.00	0.00	0.00	12.03	0.00
27/01/2021	14/07/2021	6.00	18.91	22.35	3.44	18.91	18.91	0.00	0.00	0.00	3.44	0.00
03/12/2020	14/07/2021	425.00	1,315.96	1,583.17	267.21	1,315.96	1,315.96	0.00	0.00	0.00	267.21	0.00
01/12/2020	14/07/2021	14.00	43.34	52.15	8.81	43.34	43.34	0.00	0.00	0.00	8.81	0.00
		3,131.00	9,950.23	11,663.28	1,713.05	9,950.23	9,950.23	0.00	0.00	1,443.02	311.22	(41.19)
VEU1.AX - Vanguard All-World Ex-Us Shares Index Etf - Chess Depository Interests 1:1												
29/01/2020	08/07/2021	7.00	549.50	589.63	40.13	549.50	549.50	0.00	0.00	40.13	0.00	0.00
29/01/2020	08/07/2021	2.00	157.00	168.47	11.47	157.00	157.00	0.00	0.00	11.47	0.00	0.00
07/01/2020	08/07/2021	2.00	156.67	168.47	11.80	156.67	156.67	0.00	0.00	11.80	0.00	0.00
07/01/2020	08/07/2021	3.00	235.00	252.70	17.70	235.00	235.00	0.00	0.00	17.70	0.00	0.00
20/05/2019	08/07/2021	25.00	1,795.22	2,105.83	310.61	1,795.22	1,795.22	0.00	0.00	310.61	0.00	0.00
22/05/2019	08/07/2021	144.00	10,340.46	12,129.59	1,789.13	10,340.46	10,340.46	0.00	0.00	1,789.13	0.00	0.00
		183.00	13,233.85	15,414.69	2,180.84	13,233.85	13,233.85	0.00	0.00	2,180.84	0.00	0.00
27/01/2021	02/12/2021	1.00	78.52	84.58	6.06	78.52	78.52	0.00	0.00	0.00	6.06	0.00
29/01/2021	02/12/2021	2.00	157.02	169.17	12.14	157.02	157.02	0.00	0.00	0.00	12.14	0.00
		3.00	235.54	253.75	18.20	235.54	235.54	0.00	0.00	0.00	18.20	0.00
VTS3 - Vanguard Us Total Market Shares Index Etf - Chess Depository Interests 1:1												
29/01/2020	08/07/2021	1.00	246.52	301.22	54.70	246.52	246.52	0.00	0.00	54.70	0.00	0.00
29/01/2020	08/07/2021	1.00	246.52	301.22	54.70	246.52	246.52	0.00	0.00	54.70	0.00	0.00

Jasalage Superannuation Fund

Realised Capital Gains Report

For The Period 01 July 2021 - 30 June 2022

Investment		Accounting Treatment				Tax Treatment						
Purchase Contract Date	Disposal Contract Date	Units	Cost	Proceeds	Accounting Profit/(Loss)	Adjusted Cost Base	Reduced Cost Base	Indexed Cost Base	Indexed Gains	Discounted Gains (Gross)	Other Gains	Capital Loss
Shares in Listed Companies (Australian)												
29/01/2021	08/07/2021	3.00	778.48	903.65	125.17	778.48	778.48	0.00	0.00	0.00	125.17	0.00
26/08/2019	08/07/2021	3.00	645.30	903.65	258.35	645.30	645.30	0.00	0.00	258.35	0.00	0.00
26/08/2019	08/07/2021	2.00	430.20	602.44	172.24	430.20	430.20	0.00	0.00	172.24	0.00	0.00
19/10/2018	08/07/2021	12.00	2,401.24	3,614.62	1,213.38	2,401.24	2,401.24	0.00	0.00	1,213.38	0.00	0.00
23/10/2018	08/07/2021	29.00	5,802.99	8,735.33	2,932.34	5,802.99	5,802.99	0.00	0.00	2,932.34	0.00	0.00
		51.00	10,551.25	15,362.13	4,810.88	10,551.25	10,551.25	0.00	0.00	4,685.71	125.17	0.00
23/10/2018	02/12/2021	8.00	1,600.82	2,597.38	996.56	1,600.82	1,600.82	0.00	0.00	996.56	0.00	0.00
		8.00	1,600.82	2,597.38	996.56	1,600.82	1,600.82	0.00	0.00	996.56	0.00	0.00
23/10/2018	06/12/2021	39.00	7,804.02	12,662.22	4,858.20	7,804.02	7,804.02	0.00	0.00	4,858.20	0.00	0.00
		39.00	7,804.02	12,662.22	4,858.20	7,804.02	7,804.02	0.00	0.00	4,858.20	0.00	0.00
WBC.AX - Westpac Banking Corporation												
29/01/2020	08/07/2021	41.00	1,034.32	1,044.98	10.66	1,034.32	1,034.32	0.00	0.00	10.66	0.00	0.00
		41.00	1,034.32	1,044.98	10.66	1,034.32	1,034.32	0.00	0.00	10.66	0.00	0.00
29/01/2020	07/02/2022	1.00	25.23	21.53	(3.70)	25.23	25.23	0.00	0.00	0.00	0.00	(3.70)
		1.00	25.23	21.53	(3.70)	25.23	25.23	0.00	0.00	0.00	0.00	(3.70)
29/01/2020	20/04/2022	1.00	25.23	24.39	(0.84)	25.23	25.23	0.00	0.00	0.00	0.00	(0.84)
		1.00	25.23	24.39	(0.84)	25.23	25.23	0.00	0.00	0.00	0.00	(0.84)
WPL.AX - Woodside Petroleum Ltd												
05/02/2020	08/07/2021	13.00	434.17	305.78	(128.39)	434.17	434.17	0.00	0.00	0.00	0.00	(128.39)
06/03/2020	08/07/2021	63.00	1,666.17	1,481.87	(184.31)	1,666.17	1,666.17	0.00	0.00	0.00	0.00	(184.31)
		76.00	2,100.34	1,787.65	(312.70)	2,100.34	2,100.34	0.00	0.00	0.00	0.00	(312.70)

Jasalage Superannuation Fund

Realised Capital Gains Report

For The Period 01 July 2021 - 30 June 2022

Investment		Accounting Treatment				Tax Treatment						
Purchase Contract Date	Disposal Contract Date	Units	Cost	Proceeds	Accounting Profit/(Loss)	Adjusted Cost Base	Reduced Cost Base	Indexed Cost Base	Indexed Gains	Discounted Gains (Gross)	Other Gains	Capital Loss
Shares in Listed Companies (Australian)												
06/03/2020	22/10/2021	9.00	238.02	209.69	(28.33)	238.02	238.02	0.00	0.00	0.00	0.00	(28.33)
		9.00	238.02	209.69	(28.33)	238.02	238.02	0.00	0.00	0.00	0.00	(28.33)
06/03/2020	26/10/2021	10.00	264.47	232.99	(31.48)	264.47	264.47	0.00	0.00	0.00	0.00	(31.48)
06/03/2020	26/10/2021	2.00	52.89	46.60	(6.29)	52.89	52.89	0.00	0.00	0.00	0.00	(6.29)
30/10/2019	26/10/2021	58.00	1,255.63	1,351.34	95.71	1,255.63	1,255.63	0.00	0.00	95.71	0.00	0.00
30/07/2020	26/10/2021	3.00	62.02	69.90	7.88	62.02	62.02	0.00	0.00	7.88	0.00	0.00
28/07/2020	26/10/2021	1.00	20.67	23.30	2.63	20.67	20.67	0.00	0.00	2.63	0.00	0.00
10/08/2020	26/10/2021	36.00	733.05	838.76	105.71	733.05	733.05	0.00	0.00	105.71	0.00	0.00
06/08/2020	26/10/2021	5.00	101.81	116.49	14.68	101.81	101.81	0.00	0.00	14.68	0.00	0.00
25/09/2020	26/10/2021	4.00	72.95	93.20	20.25	72.95	72.95	0.00	0.00	20.25	0.00	0.00
23/09/2020	26/10/2021	2.00	36.47	46.60	10.13	36.47	36.47	0.00	0.00	10.13	0.00	0.00
30/09/2020	26/10/2021	2.00	35.51	46.60	11.09	35.51	35.51	0.00	0.00	11.09	0.00	0.00
02/10/2020	26/10/2021	27.00	479.25	629.07	149.82	479.25	479.25	0.00	0.00	149.82	0.00	0.00
		150.00	3,114.72	3,494.85	380.13	3,114.72	3,114.72	0.00	0.00	417.90	0.00	(37.77)
27/01/2021	07/02/2022	1.00	25.51	26.83	1.32	25.51	25.51	0.00	0.00	1.32	0.00	0.00
		1.00	25.51	26.83	1.32	25.51	25.51	0.00	0.00	1.32	0.00	0.00
27/01/2021	02/03/2022	5.00	127.57	151.20	23.63	127.57	127.57	0.00	0.00	23.63	0.00	0.00
29/01/2021	02/03/2022	1.00	25.51	30.24	4.73	25.51	25.51	0.00	0.00	4.73	0.00	0.00
		6.00	153.08	181.44	28.36	153.08	153.08	0.00	0.00	28.36	0.00	0.00
02/10/2020	04/03/2022	104.00	1,845.99	3,145.00	1,299.01	1,845.99	1,845.99	0.00	0.00	1,299.01	0.00	0.00
		104.00	1,845.99	3,145.00	1,299.01	1,845.99	1,845.99	0.00	0.00	1,299.01	0.00	0.00

Jasalage Superannuation Fund

Realised Capital Gains Report

For The Period 01 July 2021 - 30 June 2022

Investment		Accounting Treatment				Tax Treatment						
Purchase Contract Date	Disposal Contract Date	Units	Cost	Proceeds	Accounting Profit/(Loss)	Adjusted Cost Base	Reduced Cost Base	Indexed Cost Base	Indexed Gains	Discounted Gains (Gross)	Other Gains	Capital Loss
Shares in Listed Companies (Australian)												
02/10/2020	08/03/2022	19.00	337.25	629.52	292.27	337.25	337.25	0.00	0.00	292.27	0.00	0.00
		19.00	337.25	629.52	292.27	337.25	337.25	0.00	0.00	292.27	0.00	0.00
02/10/2020	10/03/2022	89.00	1,579.74	2,948.77	1,369.03	1,579.74	1,579.74	0.00	0.00	1,369.03	0.00	0.00
		89.00	1,579.74	2,948.77	1,369.03	1,579.74	1,579.74	0.00	0.00	1,369.03	0.00	0.00
		10,928.00	150,451.09	169,344.37	18,893.28	150,451.09	150,451.09	0.00	0.00	34,537.20	2,887.31	(18,531.23)
Stapled Securities												
APA.AX2 - APA Group												
23/12/2021	07/02/2022	1.00	10.18	10.00	(0.18)	10.03	10.03	0.00	0.00	0.00	0.00	(0.03)
		1.00	10.18	10.00	(0.18)	10.03	10.03	0.00	0.00	0.00	0.00	(0.03)
23/12/2021	09/02/2022	1.00	10.18	10.00	(0.18)	10.03	10.03	0.00	0.00	0.00	0.00	(0.03)
		1.00	10.18	10.00	(0.18)	10.03	10.03	0.00	0.00	0.00	0.00	(0.03)
23/12/2021	20/04/2022	4.00	40.70	44.77	4.07	40.14	40.14	0.00	0.00	0.00	4.63	0.00
29/12/2021	20/04/2022	2.00	20.35	22.39	2.04	20.07	20.07	0.00	0.00	0.00	2.32	0.00
		6.00	61.05	67.16	6.11	60.21	60.21	0.00	0.00	0.00	6.95	0.00
29/12/2021	22/04/2022	8.00	81.40	89.55	8.15	80.28	80.28	0.00	0.00	0.00	9.28	0.00
29/10/2021	22/04/2022	198.00	1,661.48	2,216.47	554.99	1,633.70	1,633.70	0.00	0.00	0.00	582.76	0.00
		206.00	1,742.88	2,306.02	563.14	1,713.98	1,713.98	0.00	0.00	0.00	592.04	0.00
		214.00	1,824.29	2,393.18	568.89	1,794.25	1,794.25	0.00	0.00	0.00	598.99	(0.06)

Units in Listed Unit Trusts (Australian)

DJRE.AX - Spdr Dow Jones Global Real Estate Esg Fund

Jasalage Superannuation Fund

Realised Capital Gains Report

For The Period 01 July 2021 - 30 June 2022

Investment		Accounting Treatment				Tax Treatment						
Purchase Contract Date	Disposal Contract Date	Units	Cost	Proceeds	Accounting Profit/(Loss)	Adjusted Cost Base	Reduced Cost Base	Indexed Cost Base	Indexed Gains	Discounted Gains (Gross)	Other Gains	Capital Loss
Units in Listed Unit Trusts (Australian)												
29/01/2020	08/07/2021	15.00	375.30	340.65	(34.65)	375.12	375.12	0.00	0.00	0.00	0.00	(34.47)
29/01/2020	08/07/2021	2.00	50.04	45.42	(4.62)	50.02	50.02	0.00	0.00	0.00	0.00	(4.60)
07/01/2020	08/07/2021	8.00	192.48	181.68	(10.80)	192.39	192.39	0.00	0.00	0.00	0.00	(10.71)
07/01/2020	08/07/2021	3.00	72.18	68.13	(4.05)	72.14	72.14	0.00	0.00	0.00	0.00	(4.01)
26/08/2019	08/07/2021	20.00	478.00	454.20	(23.80)	477.76	477.76	0.00	0.00	0.00	0.00	(23.56)
26/08/2019	08/07/2021	9.00	215.10	204.39	(10.71)	214.99	214.99	0.00	0.00	0.00	0.00	(10.60)
20/05/2019	08/07/2021	7.00	164.25	158.97	(5.28)	164.17	164.17	0.00	0.00	0.00	0.00	(5.20)
25/01/2019	08/07/2021	6.00	128.16	136.26	8.10	128.09	128.09	0.00	0.00	8.17	0.00	0.00
30/01/2019	08/07/2021	15.00	320.40	340.65	20.25	320.22	320.22	0.00	0.00	20.43	0.00	0.00
11/10/2018	08/07/2021	29.00	615.09	658.59	43.50	614.75	614.75	0.00	0.00	43.84	0.00	0.00
15/10/2018	08/07/2021	14.00	296.94	317.94	21.00	296.77	296.77	0.00	0.00	21.17	0.00	0.00
19/10/2018	08/07/2021	343.00	7,223.58	7,789.53	565.95	7,219.52	7,219.52	0.00	0.00	570.01	0.00	0.00
23/10/2018	08/07/2021	337.00	7,097.22	7,653.27	556.05	7,093.23	7,093.23	0.00	0.00	560.04	0.00	0.00
17/10/2018	08/07/2021	1.00	21.00	22.71	1.71	20.99	20.99	0.00	0.00	1.72	0.00	0.00
16/11/2018	08/07/2021	11.00	230.56	249.81	19.25	230.43	230.43	0.00	0.00	19.38	0.00	0.00
		820.00	17,480.30	18,622.20	1,141.90	17,470.59	17,470.59	0.00	0.00	1,244.76	0.00	(93.15)
16/11/2018	12/07/2021	33.00	691.68	749.43	57.75	691.29	691.29	0.00	0.00	58.14	0.00	0.00
		33.00	691.68	749.43	57.75	691.29	691.29	0.00	0.00	58.14	0.00	0.00
30/07/2020	02/12/2021	110.00	2,529.36	2,657.97	128.61	2,528.06	2,528.06	0.00	0.00	129.91	0.00	0.00
		110.00	2,529.36	2,657.97	128.61	2,528.06	2,528.06	0.00	0.00	129.91	0.00	0.00
30/07/2020	06/12/2021	117.00	2,690.32	2,827.12	136.80	2,688.94	2,688.94	0.00	0.00	138.18	0.00	0.00
		117.00	2,690.32	2,827.12	136.80	2,688.94	2,688.94	0.00	0.00	138.18	0.00	0.00

Jasalage Superannuation Fund

Realised Capital Gains Report

For The Period 01 July 2021 - 30 June 2022

Investment		Accounting Treatment				Tax Treatment						
Purchase Contract Date	Disposal Contract Date	Units	Cost	Proceeds	Accounting Profit/(Loss)	Adjusted Cost Base	Reduced Cost Base	Indexed Cost Base	Indexed Gains	Discounted Gains (Gross)	Other Gains	Capital Loss
Units in Listed Unit Trusts (Australian)												
		0.00	0.00	0.00	0.00	0.00	0.00	0.00	0.00	1,679.46	0.00	0.00
		0.00	0.00	0.00	0.00	0.00	0.00	0.00	0.00	1,679.46	0.00	0.00
SKI.AX - Spark Infrastructure Group												
25/09/2020	08/07/2021	359.00	782.83	817.23	34.40	769.55	769.55	0.00	0.00	0.00	47.68	0.00
		359.00	782.83	817.23	34.40	769.55	769.55	0.00	0.00	0.00	47.68	0.00
25/09/2020	22/12/2021	4,167.00	9,086.55	11,532.17	2,445.62	8,932.33	8,932.33	0.00	0.00	2,599.84	0.00	0.00
01/12/2020	22/12/2021	73.00	154.80	202.03	47.23	152.10	152.10	0.00	0.00	49.93	0.00	0.00
03/12/2020	22/12/2021	2.00	4.23	5.53	1.30	4.16	4.16	0.00	0.00	1.38	0.00	0.00
01/10/2021	22/12/2021	21.00	59.08	58.12	(0.96)	58.84	58.84	0.00	0.00	0.00	0.00	(0.72)
29/09/2021	22/12/2021	35.00	98.46	96.86	(1.60)	98.06	98.06	0.00	0.00	0.00	0.00	(1.20)
29/01/2021	22/12/2021	28.00	61.03	77.49	16.46	59.99	59.99	0.00	0.00	0.00	17.50	0.00
27/01/2021	22/12/2021	9.00	19.61	24.91	5.30	19.28	19.28	0.00	0.00	0.00	5.63	0.00
		4,335.00	9,483.76	11,997.11	2,513.35	9,324.76	9,324.76	0.00	0.00	2,651.15	23.13	(1.92)
SMLL.AX - Betashares Aust Small Companies Select Fund (Managed Fund) - Betashares Aus Smal												
03/04/2020	08/07/2021	40.00	98.00	161.82	63.82	106.71	106.71	0.00	0.00	55.11	0.00	0.00
29/01/2020	08/07/2021	18.00	63.34	72.82	9.48	67.26	67.26	0.00	0.00	5.56	0.00	0.00
29/01/2020	08/07/2021	63.00	221.68	254.87	33.19	235.40	235.40	0.00	0.00	19.47	0.00	0.00
07/01/2020	08/07/2021	1.00	3.49	4.05	0.56	3.71	3.71	0.00	0.00	0.34	0.00	0.00
07/01/2020	08/07/2021	50.00	174.50	202.28	27.78	185.39	185.39	0.00	0.00	16.89	0.00	0.00
26/08/2019	08/07/2021	2.00	6.72	8.09	1.37	7.16	7.16	0.00	0.00	0.94	0.00	0.00
26/08/2019	08/07/2021	139.00	467.04	562.33	95.29	497.32	497.32	0.00	0.00	65.01	0.00	0.00

Jasalage Superannuation Fund

Realised Capital Gains Report

For The Period 01 July 2021 - 30 June 2022

Investment		Accounting Treatment				Tax Treatment						
Purchase Contract Date	Disposal Contract Date	Units	Cost	Proceeds	Accounting Profit/(Loss)	Adjusted Cost Base	Reduced Cost Base	Indexed Cost Base	Indexed Gains	Discounted Gains (Gross)	Other Gains	Capital Loss
Units in Listed Unit Trusts (Australian)												
22/05/2019	08/07/2021	5.00	16.90	20.23	3.33	17.99	17.99	0.00	0.00	2.24	0.00	0.00
20/05/2019	08/07/2021	29.00	98.02	117.32	19.30	104.34	104.34	0.00	0.00	12.98	0.00	0.00
30/01/2019	08/07/2021	104.00	318.07	420.74	102.67	340.72	340.72	0.00	0.00	80.01	0.00	0.00
25/01/2019	08/07/2021	5.00	15.29	20.23	4.94	16.38	16.38	0.00	0.00	3.85	0.00	0.00
27/12/2018	08/07/2021	421.00	1,212.48	1,703.18	490.70	1,304.18	1,304.18	0.00	0.00	398.99	0.00	0.00
19/12/2018	08/07/2021	161.00	487.83	651.33	163.50	522.90	522.90	0.00	0.00	128.43	0.00	0.00
17/12/2018	08/07/2021	838.00	2,539.14	3,390.17	851.03	2,721.67	2,721.67	0.00	0.00	668.50	0.00	0.00
11/12/2018	08/07/2021	29.00	1,452.75	117.32	(1,335.43)	1,459.07	1,459.07	0.00	0.00	0.00	0.00	(1,341.75)
16/11/2018	08/07/2021	28.00	87.08	113.28	26.20	93.18	93.18	0.00	0.00	20.10	0.00	0.00
19/10/2018	08/07/2021	130.00	417.30	525.92	108.62	445.62	445.62	0.00	0.00	80.30	0.00	0.00
17/10/2018	08/07/2021	2.00	6.42	8.09	1.67	6.86	6.86	0.00	0.00	1.24	0.00	0.00
15/10/2018	08/07/2021	199.00	634.81	805.06	170.25	678.16	678.16	0.00	0.00	126.91	0.00	0.00
11/10/2018	08/07/2021	2.00	6.38	8.09	1.71	6.82	6.82	0.00	0.00	1.28	0.00	0.00
01/07/2017	08/07/2021	9.00	29.08	36.41	7.33	31.05	31.05	0.00	0.00	5.36	0.00	0.00
		2,275.00	8,356.32	9,203.63	847.31	8,851.89	8,851.89	0.00	0.00	1,693.51	0.00	(1,341.75)
01/07/2017	02/12/2021	19.00	61.40	77.81	16.41	65.54	65.54	0.00	0.00	12.27	0.00	0.00
		19.00	61.40	77.81	16.41	65.54	65.54	0.00	0.00	12.27	0.00	0.00
01/07/2017	06/12/2021	2.00	6.46	8.19	1.73	6.90	6.90	0.00	0.00	1.29	0.00	0.00
		2.00	6.46	8.19	1.73	6.90	6.90	0.00	0.00	1.29	0.00	0.00
		0.00	0.00	0.00	0.00	0.00	0.00	0.00	0.00	1,187.57	11.05	0.00
		0.00	0.00	0.00	0.00	0.00	0.00	0.00	0.00	1,187.57	11.05	0.00

SYD.AX - Sydney Airport

Jasalage Superannuation Fund

Realised Capital Gains Report

For The Period 01 July 2021 - 30 June 2022

Investment		Accounting Treatment				Tax Treatment						
Purchase Contract Date	Disposal Contract Date	Units	Cost	Proceeds	Accounting Profit/(Loss)	Adjusted Cost Base	Reduced Cost Base	Indexed Cost Base	Indexed Gains	Discounted Gains (Gross)	Other Gains	Capital Loss
Units in Listed Unit Trusts (Australian)												
12/03/2020	08/07/2021	190.00	1,157.48	1,489.08	331.60	1,327.71	1,327.71	0.00	0.00	161.37	0.00	0.00
		190.00	1,157.48	1,489.08	331.60	1,327.71	1,327.71	0.00	0.00	161.37	0.00	0.00
29/09/2021	23/12/2021	1.00	8.19	8.67	0.48	9.04	9.04	0.00	0.00	0.00	0.00	(0.37)
		1.00	8.19	8.67	0.48	9.04	9.04	0.00	0.00	0.00	0.00	(0.37)
12/03/2020	29/12/2021	5.00	30.46	43.35	12.89	34.94	34.94	0.00	0.00	8.41	0.00	0.00
		5.00	30.46	43.35	12.89	34.94	34.94	0.00	0.00	8.41	0.00	0.00
12/03/2020	07/02/2022	2.00	12.18	17.41	5.23	13.98	13.98	0.00	0.00	3.43	0.00	0.00
		2.00	12.18	17.41	5.23	13.98	13.98	0.00	0.00	3.43	0.00	0.00
12/03/2020	09/03/2022	601.00	3,661.30	5,258.75	1,597.45	3,686.46	3,686.46	0.00	0.00	1,572.29	0.00	0.00
27/01/2021	09/03/2022	14.00	80.59	122.50	41.91	81.18	81.18	0.00	0.00	41.32	0.00	0.00
28/07/2020	09/03/2022	7.00	37.93	61.25	23.32	38.22	38.22	0.00	0.00	23.03	0.00	0.00
30/07/2020	09/03/2022	37.00	200.47	323.75	123.28	202.02	202.02	0.00	0.00	121.73	0.00	0.00
06/08/2020	09/03/2022	12.00	63.52	105.00	41.48	64.02	64.02	0.00	0.00	40.98	0.00	0.00
10/08/2020	09/03/2022	256.00	1,355.01	2,240.00	884.99	1,365.73	1,365.73	0.00	0.00	874.27	0.00	0.00
19/03/2020	09/03/2022	4.00	19.05	35.00	15.95	19.22	19.22	0.00	0.00	15.78	0.00	0.00
19/03/2020	09/03/2022	222.00	1,056.77	1,942.50	885.73	1,066.07	1,066.07	0.00	0.00	876.43	0.00	0.00
14/09/2020	09/03/2022	366.00	1,668.96	3,202.50	1,533.54	1,684.28	1,684.28	0.00	0.00	1,518.22	0.00	0.00
		1,519.00	8,143.60	13,291.25	5,147.65	8,207.20	8,207.20	0.00	0.00	5,084.05	0.00	0.00
VDHG.AX - Vanguard Diversified High Growth Index Etf												
		0.00	0.00	0.00	0.00	0.00	0.00	0.00	0.00	559.02	0.00	0.00
		0.00	0.00	0.00	0.00	0.00	0.00	0.00	0.00	559.02	0.00	0.00

Jasalage Superannuation Fund

Realised Capital Gains Report

For The Period 01 July 2021 - 30 June 2022

Investment		Accounting Treatment				Tax Treatment						
Purchase Contract Date	Disposal Contract Date	Units	Cost	Proceeds	Accounting Profit/(Loss)	Adjusted Cost Base	Reduced Cost Base	Indexed Cost Base	Indexed Gains	Discounted Gains (Gross)	Other Gains	Capital Loss
Units in Listed Unit Trusts (Australian)												
WDIV.AX - Spdr S&p Global Dividend Fund												
18/02/2020	08/07/2021	239.00	5,141.68	4,321.14	(820.54)	5,137.65	5,137.65	0.00	0.00	0.00	0.00	(816.50)
17/02/2020	08/07/2021	3.00	64.45	54.24	(10.21)	64.40	64.40	0.00	0.00	0.00	0.00	(10.16)
13/02/2020	08/07/2021	1.00	21.47	18.08	(3.39)	21.45	21.45	0.00	0.00	0.00	0.00	(3.37)
11/02/2020	08/07/2021	173.00	3,708.41	3,127.86	(580.55)	3,705.49	3,705.49	0.00	0.00	0.00	0.00	(577.63)
14/02/2020	08/07/2021	1.00	21.42	18.08	(3.34)	21.40	21.40	0.00	0.00	0.00	0.00	(3.32)
12/02/2020	08/07/2021	11.00	235.18	198.88	(36.30)	234.99	234.99	0.00	0.00	0.00	0.00	(36.11)
23/10/2018	08/07/2021	329.00	6,560.25	5,948.35	(611.90)	6,554.70	6,554.70	0.00	0.00	0.00	0.00	(606.35)
		757.00	15,752.86	13,686.63	(2,066.23)	15,740.08	15,740.08	0.00	0.00	0.00	0.00	(2,053.44)
23/10/2018	16/08/2021	70.00	1,395.80	1,291.48	(104.32)	1,394.62	1,394.62	0.00	0.00	0.00	0.00	(103.14)
		70.00	1,395.80	1,291.48	(104.32)	1,394.62	1,394.62	0.00	0.00	0.00	0.00	(103.14)
23/10/2018	18/08/2021	31.00	618.14	571.94	(46.20)	617.62	617.62	0.00	0.00	0.00	0.00	(45.68)
		31.00	618.14	571.94	(46.20)	617.62	617.62	0.00	0.00	0.00	0.00	(45.68)
23/10/2018	25/10/2021	8.00	159.52	146.15	(13.37)	159.38	159.38	0.00	0.00	0.00	0.00	(13.23)
		8.00	159.52	146.15	(13.37)	159.38	159.38	0.00	0.00	0.00	0.00	(13.23)
23/10/2018	27/10/2021	40.00	797.60	730.80	(66.80)	796.92	796.92	0.00	0.00	0.00	0.00	(66.12)
		40.00	797.60	730.80	(66.80)	796.92	796.92	0.00	0.00	0.00	0.00	(66.12)
23/10/2018	24/01/2022	20.00	398.80	376.68	(22.12)	398.46	398.46	0.00	0.00	0.00	0.00	(21.78)
		20.00	398.80	376.68	(22.12)	398.46	398.46	0.00	0.00	0.00	0.00	(21.78)
23/10/2018	27/01/2022	311.00	6,201.33	5,857.52	(343.81)	6,196.08	6,196.08	0.00	0.00	0.00	0.00	(338.56)
		311.00	6,201.33	5,857.52	(343.81)	6,196.08	6,196.08	0.00	0.00	0.00	0.00	(338.56)

Jasalage Superannuation Fund

Realised Capital Gains Report

For The Period 01 July 2021 - 30 June 2022

Investment		Accounting Treatment				Tax Treatment						
Purchase Contract Date	Disposal Contract Date	Units	Cost	Proceeds	Accounting Profit/(Loss)	Adjusted Cost Base	Reduced Cost Base	Indexed Cost Base	Indexed Gains	Discounted Gains (Gross)	Other Gains	Capital Loss
Units in Listed Unit Trusts (Australian)												
23/10/2018	20/04/2022	3.00	59.82	55.09	(4.73)	59.77	59.77	0.00	0.00	0.00	0.00	(4.68)
		3.00	59.82	55.09	(4.73)	59.77	59.77	0.00	0.00	0.00	0.00	(4.68)
23/10/2018	22/04/2022	284.00	5,662.95	5,216.05	(446.90)	5,658.16	5,658.16	0.00	0.00	0.00	0.00	(442.11)
		284.00	5,662.95	5,216.05	(446.90)	5,658.16	5,658.16	0.00	0.00	0.00	0.00	(442.11)
23/10/2018	31/05/2022	4.00	79.76	74.81	(4.95)	79.69	79.69	0.00	0.00	0.00	0.00	(4.88)
		4.00	79.76	74.81	(4.95)	79.69	79.69	0.00	0.00	0.00	0.00	(4.88)
23/10/2018	02/06/2022	309.00	6,161.45	5,778.76	(382.69)	6,156.24	6,156.24	0.00	0.00	0.00	0.00	(377.48)
		309.00	6,161.45	5,778.76	(382.69)	6,156.24	6,156.24	0.00	0.00	0.00	0.00	(377.48)
WXHG.AX - Spdr S&p World Ex Australia (Hedged) Fund (WXHG)												
29/01/2020	08/07/2021	16.00	393.76	456.78	63.02	393.76	393.76	0.00	0.00	63.02	0.00	0.00
29/01/2020	08/07/2021	5.00	123.05	142.74	19.69	123.05	123.05	0.00	0.00	19.69	0.00	0.00
07/01/2020	08/07/2021	2.00	48.60	57.10	8.50	48.60	48.60	0.00	0.00	8.50	0.00	0.00
07/01/2020	08/07/2021	11.00	267.30	314.03	46.73	267.30	267.30	0.00	0.00	46.73	0.00	0.00
20/05/2019	08/07/2021	9.00	205.85	256.94	51.09	205.85	205.85	0.00	0.00	51.09	0.00	0.00
17/10/2018	08/07/2021	1.00	22.33	28.55	6.22	22.33	22.33	0.00	0.00	6.22	0.00	0.00
15/10/2018	08/07/2021	52.00	1,148.16	1,484.53	336.37	1,148.16	1,148.16	0.00	0.00	336.37	0.00	0.00
23/10/2018	08/07/2021	734.00	16,206.72	20,954.65	4,747.93	16,206.72	16,206.72	0.00	0.00	4,747.93	0.00	0.00
		830.00	18,415.77	23,695.32	5,279.55	18,415.77	18,415.77	0.00	0.00	5,279.55	0.00	0.00
23/10/2018	02/12/2021	5.00	110.40	145.88	35.48	110.40	110.40	0.00	0.00	35.48	0.00	0.00
		5.00	110.40	145.88	35.48	110.40	110.40	0.00	0.00	35.48	0.00	0.00
27/01/2021	06/12/2021	1.00	26.33	29.18	2.85	26.33	26.33	0.00	0.00	0.00	2.85	0.00

Jasalage Superannuation Fund

Realised Capital Gains Report

For The Period 01 July 2021 - 30 June 2022

Investment		Accounting Treatment				Tax Treatment						
Purchase Contract Date	Disposal Contract Date	Units	Cost	Proceeds	Accounting Profit/(Loss)	Adjusted Cost Base	Reduced Cost Base	Indexed Cost Base	Indexed Gains	Discounted Gains (Gross)	Other Gains	Capital Loss
Units in Listed Unit Trusts (Australian)												
		1.00	26.33	29.18	2.85	26.33	26.33	0.00	0.00	0.00	2.85	0.00
		0.00	0.00	0.00	0.00	0.00	0.00	0.00	0.00	13,796.05	0.00	0.00
		0.00	0.00	0.00	0.00	0.00	0.00	0.00	0.00	13,796.05	0.00	0.00
		12,460.00	107,274.87	119,466.74	12,191.87	107,799.91	107,799.91	0.00	0.00	33,723.60	84.71	(4,908.29)
Units in Listed Unit Trusts (Overseas)												
GOLD - Efts Metal Securities Australia Limited. - Efts Physical Gold												
11/02/2020	08/07/2021	2.00	441.84	449.34	7.50	441.84	441.84	0.00	0.00	7.50	0.00	0.00
11/02/2020	08/07/2021	5.00	1,104.60	1,123.36	18.76	1,104.60	1,104.60	0.00	0.00	18.76	0.00	0.00
29/01/2020	08/07/2021	1.00	217.32	224.67	7.35	217.32	217.32	0.00	0.00	7.35	0.00	0.00
26/08/2019	08/07/2021	1.00	215.64	224.67	9.03	215.64	215.64	0.00	0.00	9.03	0.00	0.00
26/08/2019	08/07/2021	3.00	646.92	674.02	27.10	646.92	646.92	0.00	0.00	27.10	0.00	0.00
01/07/2017	08/07/2021	34.00	6,984.38	7,638.86	654.48	6,984.38	6,984.38	0.00	0.00	654.48	0.00	0.00
		46.00	9,610.70	10,334.92	724.22	9,610.70	9,610.70	0.00	0.00	724.22	0.00	0.00
28/07/2020	25/02/2022	2.00	511.75	495.07	(16.68)	511.75	511.75	0.00	0.00	0.00	0.00	(16.68)
30/07/2020	25/02/2022	14.00	3,582.25	3,465.49	(116.76)	3,582.25	3,582.25	0.00	0.00	0.00	0.00	(116.76)
16/12/2020	25/02/2022	2.00	460.18	495.07	34.89	460.18	460.18	0.00	0.00	34.89	0.00	0.00
18/12/2020	25/02/2022	22.00	5,061.98	5,445.78	383.80	5,061.98	5,061.98	0.00	0.00	383.80	0.00	0.00
		40.00	9,616.16	9,901.41	285.25	9,616.16	9,616.16	0.00	0.00	418.69	0.00	(133.44)
IEM - Ishares Msci Emerging Markets Etf - Chess Depository Interests 1:1 Ishmsciem												
07/01/2020	08/07/2021	4.00	260.00	285.49	25.49	260.00	260.00	0.00	0.00	25.49	0.00	0.00
29/01/2020	08/07/2021	12.00	779.88	856.46	76.58	779.88	779.88	0.00	0.00	76.58	0.00	0.00

Jasalage Superannuation Fund

Realised Capital Gains Report

For The Period 01 July 2021 - 30 June 2022

Investment		Accounting Treatment				Tax Treatment						
Purchase Contract Date	Disposal Contract Date	Units	Cost	Proceeds	Accounting Profit/(Loss)	Adjusted Cost Base	Reduced Cost Base	Indexed Cost Base	Indexed Gains	Discounted Gains (Gross)	Other Gains	Capital Loss
Units in Listed Unit Trusts (Overseas)												
29/01/2020	08/07/2021	6.00	389.94	428.23	38.29	389.94	389.94	0.00	0.00	38.29	0.00	0.00
01/07/2017	08/07/2021	258.00	16,590.55	18,413.82	1,823.27	16,590.55	16,590.55	0.00	0.00	1,823.27	0.00	0.00
		280.00	18,020.37	19,984.00	1,963.63	18,020.37	18,020.37	0.00	0.00	1,963.63	0.00	0.00
16/09/2021	02/12/2021	1.00	70.32	69.12	(1.20)	70.32	70.32	0.00	0.00	0.00	0.00	(1.20)
		1.00	70.32	69.12	(1.20)	70.32	70.32	0.00	0.00	0.00	0.00	(1.20)
		0.00	0.00	0.00	0.00	0.00	0.00	0.00	0.00	100.82	0.00	0.00
		0.00	0.00	0.00	0.00	0.00	0.00	0.00	0.00	100.82	0.00	0.00
IJR - Ishares S&p Small-Cap Etf - Chess Depository Interests 327 16 1:1 Isha&p600												
11/02/2020	08/07/2021	1.00	123.78	147.37	23.59	123.78	123.78	0.00	0.00	23.59	0.00	0.00
11/02/2020	08/07/2021	13.00	1,609.13	1,915.81	306.68	1,609.13	1,609.13	0.00	0.00	306.68	0.00	0.00
29/01/2020	08/07/2021	4.00	492.28	589.48	97.20	492.28	492.28	0.00	0.00	97.20	0.00	0.00
29/01/2020	08/07/2021	5.00	615.35	736.85	121.50	615.35	615.35	0.00	0.00	121.50	0.00	0.00
03/03/2020	08/07/2021	47.00	5,349.22	6,926.40	1,577.18	5,349.22	5,349.22	0.00	0.00	1,577.18	0.00	0.00
03/03/2020	08/07/2021	1.00	113.81	147.37	33.56	113.81	113.81	0.00	0.00	33.56	0.00	0.00
14/08/2019	08/07/2021	1.00	112.72	147.37	34.65	112.72	112.72	0.00	0.00	34.65	0.00	0.00
23/10/2018	08/07/2021	91.00	10,255.70	13,410.70	3,155.00	10,255.70	10,255.70	0.00	0.00	3,155.00	0.00	0.00
26/08/2019	08/07/2021	11.00	1,201.75	1,621.07	419.32	1,201.75	1,201.75	0.00	0.00	419.32	0.00	0.00
12/03/2019	08/07/2021	31.00	3,378.69	4,568.48	1,189.79	3,378.69	3,378.69	0.00	0.00	1,189.79	0.00	0.00
		205.00	23,252.43	30,210.90	6,958.47	23,252.43	23,252.43	0.00	0.00	6,958.47	0.00	0.00
29/01/2021	31/05/2022	2.00	261.29	284.88	23.60	261.29	261.29	0.00	0.00	23.60	0.00	0.00
		2.00	261.29	284.88	23.60	261.29	261.29	0.00	0.00	23.60	0.00	0.00

Jasalage Superannuation Fund

Realised Capital Gains Report

For The Period 01 July 2021 - 30 June 2022

Investment		Accounting Treatment				Tax Treatment						
Purchase Contract Date	Disposal Contract Date	Units	Cost	Proceeds	Accounting Profit/(Loss)	Adjusted Cost Base	Reduced Cost Base	Indexed Cost Base	Indexed Gains	Discounted Gains (Gross)	Other Gains	Capital Loss
Units in Listed Unit Trusts (Overseas)												
29/01/2021	02/06/2022	6.00	783.86	854.66	70.81	783.86	783.86	0.00	0.00	70.81	0.00	0.00
12/03/2019	02/06/2022	7.00	762.93	997.11	234.18	762.93	762.93	0.00	0.00	234.18	0.00	0.00
		13.00	1,546.79	1,851.77	304.99	1,546.79	1,546.79	0.00	0.00	304.99	0.00	0.00
IOO1 - Ishares Global 100 Etf - Chess Depository Interests 1:1												
29/03/2021	08/07/2021	1.00	86.19	96.57	10.38	86.19	86.19	0.00	0.00	0.00	10.38	0.00
31/03/2021	08/07/2021	22.00	1,896.02	2,124.62	228.60	1,896.02	1,896.02	0.00	0.00	0.00	228.60	0.00
03/03/2020	08/07/2021	90.00	7,102.80	8,691.61	1,588.81	7,102.80	7,102.80	0.00	0.00	1,588.81	0.00	0.00
		113.00	9,085.01	10,912.80	1,827.79	9,085.01	9,085.01	0.00	0.00	1,588.81	238.98	0.00
03/03/2020	16/09/2021	8.00	631.36	806.24	174.88	631.36	631.36	0.00	0.00	174.88	0.00	0.00
		8.00	631.36	806.24	174.88	631.36	631.36	0.00	0.00	174.88	0.00	0.00
03/03/2020	20/09/2021	51.00	4,024.92	5,139.73	1,114.81	4,024.92	4,024.92	0.00	0.00	1,114.81	0.00	0.00
		51.00	4,024.92	5,139.73	1,114.81	4,024.92	4,024.92	0.00	0.00	1,114.81	0.00	0.00
29/01/2021	31/05/2022	1.00	84.80	97.82	13.03	84.80	84.80	0.00	0.00	13.03	0.00	0.00
		1.00	84.80	97.82	13.03	84.80	84.80	0.00	0.00	13.03	0.00	0.00
29/01/2021	02/06/2022	1.00	84.80	97.82	13.03	84.80	84.80	0.00	0.00	13.03	0.00	0.00
		1.00	84.80	97.82	13.03	84.80	84.80	0.00	0.00	13.03	0.00	0.00
		0.00	0.00	0.00	0.00	0.00	0.00	0.00	0.00	236.10	0.00	0.00
		0.00	0.00	0.00	0.00	0.00	0.00	0.00	0.00	236.10	0.00	0.00
VAS2 - Vanguard Australian Shares Index Etf - Exchange Traded Fund Units Fully Paid												
01/04/2020	08/07/2021	66.00	11,690.07	6,187.81	(5,502.26)	11,713.65	11,713.65	0.00	0.00	0.00	0.00	(5,525.84)

Jasalage Superannuation Fund

Realised Capital Gains Report

For The Period 01 July 2021 - 30 June 2022

Investment		Accounting Treatment				Tax Treatment						
Purchase Contract Date	Disposal Contract Date	Units	Cost	Proceeds	Accounting Profit/(Loss)	Adjusted Cost Base	Reduced Cost Base	Indexed Cost Base	Indexed Gains	Discounted Gains (Gross)	Other Gains	Capital Loss
Units in Listed Unit Trusts (Overseas)												
11/02/2020	08/07/2021	46.00	4,107.66	4,312.71	205.05	4,124.09	4,124.09	0.00	0.00	188.62	0.00	0.00
11/02/2020	08/07/2021	1.00	89.29	93.75	4.46	89.65	89.65	0.00	0.00	4.11	0.00	0.00
29/01/2020	08/07/2021	5.00	445.26	468.77	23.51	447.05	447.05	0.00	0.00	21.73	0.00	0.00
29/01/2020	08/07/2021	34.00	3,027.73	3,187.66	159.93	3,039.88	3,039.88	0.00	0.00	147.78	0.00	0.00
07/01/2020	08/07/2021	148.00	12,783.51	13,875.69	1,092.18	12,836.38	12,836.38	0.00	0.00	1,039.30	0.00	0.00
07/01/2020	08/07/2021	4.00	345.50	375.02	29.52	346.93	346.93	0.00	0.00	28.09	0.00	0.00
03/03/2020	08/07/2021	2.00	164.67	187.51	22.84	165.38	165.38	0.00	0.00	22.12	0.00	0.00
03/03/2020	08/07/2021	59.00	4,857.73	5,531.52	673.79	4,878.81	4,878.81	0.00	0.00	652.72	0.00	0.00
22/05/2019	08/07/2021	11.00	904.64	1,031.30	126.66	908.57	908.57	0.00	0.00	122.73	0.00	0.00
20/05/2019	08/07/2021	22.00	1,809.28	2,062.60	253.32	1,817.14	1,817.14	0.00	0.00	245.46	0.00	0.00
26/08/2019	08/07/2021	6.00	491.29	562.53	71.24	493.43	493.43	0.00	0.00	69.09	0.00	0.00
26/08/2019	08/07/2021	56.00	4,585.34	5,250.26	664.92	4,605.35	4,605.35	0.00	0.00	644.91	0.00	0.00
11/10/2018	08/07/2021	2.00	150.90	187.51	36.61	151.61	151.61	0.00	0.00	35.89	0.00	0.00
15/10/2018	08/07/2021	96.00	7,243.20	9,000.45	1,757.25	7,277.50	7,277.50	0.00	0.00	1,722.95	0.00	0.00
17/10/2018	08/07/2021	1.00	75.32	93.75	18.43	75.68	75.68	0.00	0.00	18.08	0.00	0.00
23/10/2018	08/07/2021	498.00	37,434.66	46,689.82	9,255.16	37,612.58	37,612.58	0.00	0.00	9,077.24	0.00	0.00
		1,057.00	90,206.05	99,098.66	8,892.61	90,583.68	90,583.68	0.00	0.00	14,040.82	0.00	(5,525.84)
29/03/2021	27/04/2022	20.00	1,758.13	1,844.05	85.92	1,765.28	1,765.28	0.00	0.00	78.78	0.00	0.00
27/01/2021	27/04/2022	9.00	778.89	829.82	50.93	782.11	782.11	0.00	0.00	47.72	0.00	0.00
29/01/2021	27/04/2022	37.00	3,202.09	3,411.50	209.41	3,215.31	3,215.31	0.00	0.00	196.19	0.00	0.00
28/07/2020	27/04/2022	1.00	77.07	92.20	15.13	77.43	77.43	0.00	0.00	14.78	0.00	0.00
30/07/2020	27/04/2022	12.00	924.76	1,106.43	181.67	929.05	929.05	0.00	0.00	177.39	0.00	0.00
23/10/2018	27/04/2022	3.00	225.51	276.61	51.10	226.58	226.58	0.00	0.00	50.03	0.00	0.00

Jasalage Superannuation Fund

Realised Capital Gains Report

For The Period 01 July 2021 - 30 June 2022

Investment		Accounting Treatment				Tax Treatment						
Purchase Contract Date	Disposal Contract Date	Units	Cost	Proceeds	Accounting Profit/(Loss)	Adjusted Cost Base	Reduced Cost Base	Indexed Cost Base	Indexed Gains	Discounted Gains (Gross)	Other Gains	Capital Loss
Units in Listed Unit Trusts (Overseas)												
		82.00	6,966.45	7,560.61	594.16	6,995.76	6,995.76	0.00	0.00	564.89	0.00	0.00
23/10/2018	31/05/2022	7.00	526.19	643.33	117.14	528.69	528.69	0.00	0.00	114.64	0.00	0.00
		7.00	526.19	643.33	117.14	528.69	528.69	0.00	0.00	114.64	0.00	0.00
23/10/2018	02/06/2022	223.00	16,762.91	20,494.78	3,731.87	16,842.58	16,842.58	0.00	0.00	3,652.20	0.00	0.00
		223.00	16,762.91	20,494.78	3,731.87	16,842.58	16,842.58	0.00	0.00	3,652.20	0.00	0.00
		0.00	0.00	0.00	0.00	0.00	0.00	0.00	0.00	10,680.89	0.00	0.00
		0.00	0.00	0.00	0.00	0.00	0.00	0.00	0.00	10,680.89	0.00	0.00
		2,130.00	190,750.55	217,488.79	26,738.28	191,239.66	191,239.66	0.00	0.00	42,688.52	238.98	(5,660.48)
		93,415.35	608,743.53	696,831.03	88,087.54	606,237.08	606,237.08	0.00	0.00	152,493.03	4,999.31	(31,331.02)