

---

# **Workpapers - 2022 Financial Year**

## **KREPP SUPERANNUATION FUND**

Preparer: Shelley Lian

Reviewer: Steven Lee

Printed: 01 February 2023

---

# Lead Schedule

2022 Financial Year

Code	Workpaper	CY Balance	LY Balance	Change	Status
23800	Distributions Received	(\$452.41)	(\$477.41)	(5.24)%	Ready for Review
23900	Dividends Received	(\$6,563.49)	(\$4,344.83)	51.06%	Ready for Review
24200	Contributions	(\$28,589.96)	(\$27,132.65)	5.37%	Ready for Review
24700	Changes in Market Values of Investments	\$106,138.18	(\$86,715.75)	(222.4)%	Ready for Review
25000	Interest Received	(\$3.31)	(\$22.01)	(84.96)%	Ready for Review
30100	Accountancy Fees	\$920.00	\$870.00	5.75%	Ready for Review
30400	ATO Supervisory Levy	\$259.00	\$259.00	0%	Ready for Review
30700	Auditor's Remuneration	\$550.00	\$450.00	22.22%	Ready for Review
31500	Bank Charges		\$5.40	100%	Ready for Review
37500	Investment Expenses	\$180.50		100%	Ready for Review
41600	Pensions Paid	\$5,000.00	\$8,630.00	(42.06)%	Ready for Review
46000	Benefits Paid/Transfers Out		\$10,000.00	100%	Ready for Review
48500	Income Tax Expense	(\$13,309.88)	\$17,702.96	(175.18)%	Ready for Review
49000	Profit/Loss Allocation Account	(\$64,128.63)	\$80,775.29	(179.39)%	Ready for Review
50000	Members	(\$236,981.84)	(\$301,110.47)	(21.3)%	Ready for Review
60400	Bank Accounts	\$2,969.25	\$226,609.91	(98.69)%	Ready for Review
61800	Distributions Receivable	\$452.41	\$477.41	(5.24)%	Ready for Review
68000	Sundry Debtors		\$41,459.16	100%	Ready for Review

Code	Workpaper	CY Balance	LY Balance	Change	Status
74700	Managed Investments (Australian)			0%	Ready for Review
77600	Shares in Listed Companies (Australian)		\$21,967.80	100%	Ready for Review
77700	Shares in Listed Companies (Overseas)	\$116,171.60	\$59,658.75	94.73%	Ready for Review
78000	Stapled Securities			0%	Ready for Review
78200	Units in Listed Unit Trusts (Australian)	\$87,373.91		100%	Ready for Review
85000	Income Tax Payable /Refundable	\$1,817.55	(\$274.20)	(762.86)%	Ready for Review
86000	PAYG Payable	(\$1,327.00)	(\$1,055.00)	25.78%	Ready for Review
88000	Sundry Creditors		(\$61,273.15)	100%	Ready for Review
89000	Deferred Tax Liability/Asset	\$29,524.12	\$13,539.79	118.05%	Ready for Review
A	Financial Statements				Ready for Review
B	Permanent Documents				Ready for Review
C	Other Documents				Ready for Review
D	Pension Documentation				Ready for Review
E	Estate Planning				Ready for Review

# 23800 - Distributions Received

2022 Financial Year

Preparer Shelley Lian

Reviewer Steven Lee

Status Ready for Review

Account Code	Description	CY Balance	LY Balance	Change
BWP.AX	BWP Trust		(\$477.41)	100%
CNEW.AX	Vaneck China New Economy Etf	(\$163.15)		100%
IZZ.AX	Ishares China Large-Cap Etf - Chess Depository Interests 1:1 Ishchina	(\$289.26)		100%
<b>TOTAL</b>		<b>CY Balance</b>	<b>LY Balance</b>	
		(\$452.41)	(\$477.41)	

## Supporting Documents

- Distribution Reconciliation Report [Report](#)
- Equities Tax Statement.pdf

## Standard Checklist

- Attach a copy of all Tax Statements
- Attach a copy of Distribution Reconciliation Report
- Ensure all Distributions have been reviewed on [Distribution Tax Automation](#)

KREPP SUPERANNUATION FUND

Distribution Reconciliation Report

For The Period 01 July 2021 - 30 June 2022

Date	Non Primary Production Income (A) * <sub>1</sub>					Distributed Capital Gains (B) * <sub>2</sub>					Foreign Income * <sub>3</sub>		Non-Assessable			Taxable Income
	Payment Received	Franked	Unfranked	Interest/ Other	Franking Credits	Discounted (After Discount)	Rate * <sub>5</sub>	CGT Concession	Indexed	Other	Foreign Income	Foreign Credits	Tax Exempt	Tax Free	Tax Deferred / AMIT * <sub>6</sub>	
<b>Shares in Listed Companies (Australian)</b>																
IZZ.AX Ishares China Large-Cap Etf - Chess Depository Interests 1:1 Ishchina																
30/06/2022	289.26						S									0.00
30/06/2022	0.00				0.00	0.89	I	0.89	0.00		287.48	45.90			0.00	334.27
	289.26				0.00	0.89		0.89	0.00		287.48	45.90			0.00	334.27
<i>Net Cash Distribution:</i>	289.26															
	<b>289.26</b>				<b>0.00</b>	<b>0.89</b>		<b>0.89</b>	<b>0.00</b>		<b>287.48</b>	<b>45.90</b>			<b>0.00</b>	<b>334.27</b>
<b>Units in Listed Unit Trusts (Australian)</b>																
CNEW.AX Vaneck China New Economy Etf																
30/06/2022	163.15						S									0.00
30/06/2022	0.00	0.00	0.00	0.00	0.00	0.00	I	0.00	0.00	0.00	103.36	19.15	0.00	0.00	59.79	122.51
	163.15	0.00	0.00	0.00	0.00	0.00		0.00	0.00	0.00	103.36	19.15	0.00	0.00	59.79	122.51
<i>Net Cash Distribution:</i>	163.15															
	<b>163.15</b>	<b>0.00</b>	<b>0.00</b>	<b>0.00</b>	<b>0.00</b>	<b>0.00</b>		<b>0.00</b>	<b>0.00</b>	<b>0.00</b>	<b>103.36</b>	<b>19.15</b>	<b>0.00</b>	<b>0.00</b>	<b>59.79</b>	<b>122.51</b>

**KREPP SUPERANNUATION FUND**

**Distribution Reconciliation Report**

For The Period 01 July 2021 - 30 June 2022

Date	Non Primary Production Income (A) * <sub>1</sub>				Distributed Capital Gains (B) * <sub>2</sub>				Foreign Income * <sub>3</sub>			Non-Assessable				Taxable Income
	Payment Received	Franked	Unfranked	Interest/ Other	Franking Credits	Discounted (After Discount)	Rate * <sub>5</sub>	CGT Concession	Indexed	Other	Foreign Income	Foreign Credits	Tax Exempt	Tax Free	Tax Deferred / AMIT * <sub>6</sub>	
<b>TOTAL</b>	<b>452.41</b>	<b>0.00</b>	<b>0.00</b>	<b>0.00</b>	<b>0.00</b>	<b>0.89</b>		<b>0.89</b>	<b>0.00</b>	<b>0.00</b>	<b>390.84</b>	<b>65.05</b>	<b>0.00</b>	<b>0.00</b>	<b>59.79</b>	<b>456.78</b>

**Total Distributed Gains**

Discount Rate	Discounted	Gross
Superfund 1/3	0.00	0.00
Individual 50%(I)	0.89	1.78
<b>Total</b>	<b>0.89</b>	<b>1.78</b>

\*<sub>1</sub> Summary of Non Primary Production Income (A)

Tax Label	Franked	Unfranked	Interest/Other	Less Other Deduction	Income Before Credits * <sub>7</sub>	Franking Credits	Total Including Credits
11M Gross trust distributions	0.00	0.00	0.00	0.00	0.00	0.00	<b>0.00</b>

\*<sub>2</sub> Forms part of the Net Capital Gains calculation for Tax Label 11A.

\*<sub>3</sub> Forms part of the Foreign Credits calculation for Tax Label 11D, D1, 13C1.

\*<sub>4</sub> Taxable Income is designed to match Tax Statement provided by Fund Manager.

Taxable Income in the SMSF Annual Return will be different due to application of Capital Losses in Net Capital Gain calculation and application of different discount method.

\*<sub>5</sub> This is the discount rate selected for the transaction. "S" being Super Funds at 1/3 and "I" being Individual at 50%.

\*<sub>6</sub> AMIT cost base net increase is reflected as negative amount i.e. negative tax deferred and AMIT cost base net decrease is reflected as positive amount i.e. positive tax deferred.

\*<sub>7</sub> Sum of Income Before Credits reconciles with Taxable Trust Distributions in Statement of Taxable Income.

^ Variance between Payment Received and Net Cash Distribution.



## Assessable income

<b>Australian income</b>		
Interest	Interest	3.30
	Interest exempt from NRWT	-
	<b>Total interest</b>	<b>3.30</b>
Dividends	Unfranked	212.98
	Unfranked CFI	-
	<b>Total unfranked</b>	<b>212.98</b>
	Franked	6,278.94
	Franking credits	2,478.00
	<b>Total dividends</b>	<b>8,969.92</b>
Trust income	Franked distributions	-
	Franking credits	-
	<b>Gross franked distributions</b>	-
	Other trust income <sup>(a)</sup>	-
	<b>Total trust income</b>	-
<b>Total Australian income</b>		<b>8,973.22</b>
<b>Foreign income</b>		
Other	Other foreign source income	1,211.75
	<b>Total other</b>	<b>1,211.75</b>
<b>Total foreign income</b>		<b>1,211.75</b>
<b>Net capital gain <sup>(b)</sup></b>		-
<b>Total assessable income</b>		<b>10,184.97</b>

(a) Share of net income from trusts (excluding gross franked distributions, foreign income, capital gains, and non-assessable amounts). For more details, refer to the 'Trust income' section of the **Income transactions** report.

(b) For more details, refer to the 'Summary of CGT gains/losses' section of the **Realised CGT** report.

## Deductions

There were no deductions recorded in this period.

## Tax offsets, credits and NCMI

<b>Franking credits</b>		
Dividends	Franking credits	2,690.98
	Less franking credits denied	-212.98
		<b>2,478.00</b>
<b>Total franking credits</b>		<b>2,478.00</b>
<b>Foreign tax <sup>(a)</sup></b>		
Dividends		<b>113.37</b>
Trust income	Other	65.05
		<b>65.05</b>
<b>Total foreign tax</b>		<b>178.42</b>

(a) Foreign tax withheld from or paid in respect of foreign-source income that was derived during the income year. While foreign tax withheld or paid may be taken into account when calculating any entitlement to a foreign income tax offset (FITO), it does not necessarily equate to the FITO entitlement.



Portfolio ID: 3179834

Realised CGT

01 Jul 2021 to 30 Jun 2022



## Disposals of CGT assets

Asset	Tax date	Purchase date	Sale date	Sale quantity	Actual cost \$	Adjusted cost (a) \$	Indexed cost \$	Sale proceeds \$	Gross gain \$	Capital gain using the different calculation methods			CGT gain (c) \$	CGT loss \$	CGT exempt gain/loss \$
										Discounted gain (b) \$	Indexed gain \$	Other gain \$			
AGL ENERGY LIMITED. FPO															
<b>AGL</b>	04/01/2022	04/01/2022	24/01/2022	3,500	21,933.46	21,933.46	NA	24,857.62	2,924.16	NA	NA	2,924.16	2,924.16	NA	NA
	30/05/2022	30/05/2022	07/06/2022	5,600	49,334.21	49,334.21	NA	48,845.01	-	NA	NA	NA	NA	-489.20	NA
	30/05/2022	30/05/2022	07/06/2022	5,600	48,643.32	48,643.32	NA	48,845.01	201.69	NA	NA	201.69	201.69	NA	NA
<b>AGL totals</b>				14,700	119,910.99	119,910.99	NA	122,547.64	3,125.85	NA	NA	3,125.85	3,125.85	-489.20	NA
ARGO INVESTMENTS LIMITED FPO															
<b>ARG</b>	24/05/2021	24/05/2021	12/07/2021	2,460	21,558.28	21,558.28	NA	22,332.44	774.16	NA	NA	774.16	774.16	NA	NA
<b>ARG totals</b>				2,460	21,558.28	21,558.28	NA	22,332.44	774.16	NA	NA	774.16	774.16	NA	NA
ARAFURA RESOURCES LIMITED FPO															
<b>ARU</b>	31/05/2022	31/05/2022	31/05/2022	220,000	101,311.32	101,311.32	NA	107,276.94	5,965.62	NA	NA	5,965.62	5,965.62	NA	NA
<b>ARU totals</b>				220,000	101,311.32	101,311.32	NA	107,276.94	5,965.62	NA	NA	5,965.62	5,965.62	NA	NA
AUSNET SERVICES LIMITED FPO															
<b>AST</b>	18/08/2021	18/08/2021	13/09/2021	10,300	20,055.53	20,055.53	NA	20,062.90	7.37	NA	NA	7.37	7.37	NA	NA
	02/11/2021	02/11/2021	08/11/2021	19,000	49,264.13	49,264.13	NA	48,966.08	-	NA	NA	NA	NA	-298.05	NA
<b>AST totals</b>				29,300	69,319.66	69,319.66	NA	69,028.98	7.37	NA	NA	7.37	7.37	-298.05	NA
AURIZON HOLDINGS LIMITED FPO															
<b>AZJ</b>	18/08/2021	18/08/2021	03/09/2021	4,930	20,037.82	20,037.82	NA	18,664.15	-	NA	NA	NA	NA	-1,373.67	NA
<b>AZJ totals</b>				4,930	20,037.82	20,037.82	NA	18,664.15	-	NA	NA	NA	NA	-1,373.67	NA
ARIZONA LITHIUM LIMITED FPO															
<b>AZL</b>	04/04/2022	04/04/2022	04/04/2022	300,000	61,567.65	61,567.65	NA	64,429.05	2,861.40	NA	NA	2,861.40	2,861.40	NA	NA
<b>AZL totals</b>				300,000	61,567.65	61,567.65	NA	64,429.05	2,861.40	NA	NA	2,861.40	2,861.40	NA	NA
BHP GROUP LIMITED FPO															
<b>BHP</b>	18/08/2021	18/08/2021	23/08/2021	1,580	77,129.06	77,129.06	NA	70,364.34	-	NA	NA	NA	NA	-6,764.72	NA
<b>BHP totals</b>				1,580	77,129.06	77,129.06	NA	70,364.34	-	NA	NA	NA	NA	-6,764.72	NA
CHARGER METALS NL FPO															
<b>CHR</b>	07/02/2022	07/02/2022	14/02/2022	9,460	7,919.05	7,919.05	NA	7,079.28	-	NA	NA	NA	NA	-839.77	NA
	09/02/2022	09/02/2022	14/02/2022	2,544	2,093.31	2,093.31	NA	1,903.77	-	NA	NA	NA	NA	-189.54	NA
<b>CHR totals</b>				12,004	10,012.36	10,012.36	NA	8,983.05	-	NA	NA	NA	NA	-1,029.31	NA
COBALT BLUE HOLDINGS LIMITED FPO															
<b>COB</b>	16/05/2022	16/05/2022	26/05/2022	19,000	15,324.95	15,324.95	NA	15,360.20	35.25	NA	NA	35.25	35.25	NA	NA
	30/05/2022	30/05/2022	07/06/2022	22,600	20,023.00	20,023.00	NA	16,931.35	-	NA	NA	NA	NA	-3,091.65	NA
	31/05/2022	31/05/2022	07/06/2022	15,000	14,044.95	14,044.95	NA	11,237.63	-	NA	NA	NA	NA	-2,807.32	NA
<b>COB totals</b>				56,600	49,392.90	49,392.90	NA	43,529.18	35.25	NA	NA	35.25	35.25	-5,898.97	NA
CORE LITHIUM LTD FPO															
<b>CXO</b>	30/03/2022	30/03/2022	01/04/2022	35,000	45,374.86	45,374.86	NA	50,758.46	5,383.60	NA	NA	5,383.60	5,383.60	NA	NA





Portfolio ID: 3179834

Realised CGT

01 Jul 2021 to 30 Jun 2022



## Disposals of CGT assets continued

Asset	Tax date	Purchase date	Sale date	Sale quantity	Actual cost \$	Adjusted cost <sup>(a)</sup> \$	Indexed cost \$	Sale proceeds \$	Gross gain \$	Capital gain using the different calculation methods			CGT gain <sup>(c)</sup> \$	CGT loss \$	CGT exempt gain/loss \$
										Discounted gain <sup>(b)</sup> \$	Indexed gain \$	Other gain \$			
	31/03/2022	31/03/2022	01/04/2022	65,000	90,100.25	90,100.25	NA	94,265.72	4,165.47	NA	NA	4,165.47	NA	NA	NA
<b>CXO totals</b>				100,000	135,475.11	135,475.11	NA	145,024.18	9,549.07	NA	NA	9,549.07	NA	NA	NA
CYPRIUM METALS LIMITED FPO															
<b>CYM</b>	11/04/2022	11/04/2022	19/05/2022	50,000	10,019.95	10,019.95	NA	7,730.05	-	NA	NA	NA	-2,289.90	NA	NA
<b>CYM totals</b>				50,000	10,019.95	10,019.95	NA	7,730.05	-	NA	NA	NA	-2,289.90	NA	NA
DAMSTRA HOLDINGS LIMITED FPO															
<b>DTC</b>	23/07/2021	23/07/2021	23/07/2021	10,000	10,419.95	10,419.95	NA	10,696.55	276.60	NA	NA	276.60	NA	NA	NA
<b>DTC totals</b>				10,000	10,419.95	10,419.95	NA	10,696.55	276.60	NA	NA	276.60	NA	NA	NA
FLIGHT CENTRE TRAVEL GROUP LIMITED FPO															
<b>FLT</b>	16/02/2022	16/02/2022	18/02/2022	1,000	21,058.62	21,058.62	NA	20,362.57	-	NA	NA	NA	-696.05	NA	NA
<b>FLT totals</b>				1,000	21,058.62	21,058.62	NA	20,362.57	-	NA	NA	NA	-696.05	NA	NA
FORTESCUE METALS GROUP LTD FPO															
<b>FMG</b>	02/02/2022	02/02/2022	14/02/2022	9,700	198,329.35	198,329.35	NA	218,696.54	20,367.19	NA	NA	20,367.19	NA	NA	NA
	31/03/2022	31/03/2022	19/04/2022	1,000	20,672.72	20,672.72	NA	21,686.12	1,013.40	NA	NA	1,013.40	NA	NA	NA
	08/04/2022	08/04/2022	19/04/2022	460	10,075.55	10,075.55	NA	9,975.61	-	NA	NA	NA	-99.94	NA	NA
<b>FMG totals</b>				11,160	229,077.62	229,077.62	NA	250,358.27	21,380.59	NA	NA	21,380.59	-99.94	NA	NA
BETASHARES GLOBAL AGRICULTURE ETF - CURRENCY HEDGED BETASHARES GLB AGRICULTURE ETF - CURRENCY HEDGED															
<b>FOOD</b>	19/04/2022	19/04/2022	19/05/2022	3,275	29,015.63	29,015.63	NA	26,138.46	-	NA	NA	NA	-2,877.17	NA	NA
<b>FOOD totals</b>				3,275	29,015.63	29,015.63	NA	26,138.46	-	NA	NA	NA	-2,877.17	NA	NA
GOODMAN GROUP STAPLED SECURITIES US PROHIBITED - GOODMAN INDUSTRIAL TRUST UNITS															
<b>GMG_GIT</b>	22/07/2021	22/07/2021	13/08/2021	904	13,009.07	13,009.07	NA	13,452.98	443.91	NA	NA	443.91	NA	NA	NA
<b>GMG_GIT totals</b>				904	13,009.07	13,009.07	NA	13,452.98	443.91	NA	NA	443.91	NA	NA	NA
GOODMAN GROUP STAPLED SECURITIES US PROHIBITED - GOODMAN LIMITED SHARES															
<b>GMG_GL</b>	22/07/2021	22/07/2021	13/08/2021	904	3,602.51	3,602.51	NA	3,725.44	122.93	NA	NA	122.93	NA	NA	NA
<b>GMG_GL totals</b>				904	3,602.51	3,602.51	NA	3,725.44	122.93	NA	NA	122.93	NA	NA	NA
GOODMAN GROUP STAPLED SECURITIES US PROHIBITED - GOODMAN LOGISTICS (HK) LIMITED CDIS															
<b>GMG_GLHK</b>	22/07/2021	22/07/2021	13/08/2021	904	3,402.37	3,402.37	NA	3,518.47	116.10	NA	NA	116.10	NA	NA	NA
<b>GMG_GLHK totals</b>				904	3,402.37	3,402.37	NA	3,518.47	116.10	NA	NA	116.10	NA	NA	NA
HEALIUS LIMITED FPO															
<b>HLS</b>	22/07/2021	22/07/2021	30/08/2021	4,300	20,318.33	20,318.33	NA	20,789.11	470.78	NA	NA	470.78	NA	NA	NA
<b>HLS totals</b>				4,300	20,318.33	20,318.33	NA	20,789.11	470.78	NA	NA	470.78	NA	NA	NA
HARVEY NORMAN HOLDINGS LIMITED FPO															
<b>HVN</b>	18/08/2021	18/08/2021	03/09/2021	3,430	20,156.24	20,156.24	NA	18,080.45	-	NA	NA	NA	-2,075.79	NA	NA
<b>HVN totals</b>				3,430	20,156.24	20,156.24	NA	18,080.45	-	NA	NA	NA	-2,075.79	NA	NA



Disposals of CGT assets continued

Asset	Tax date	Purchase date	Sale date	Sale quantity	Actual cost \$	Adjusted cost (a) \$	Indexed cost \$	Sale proceeds \$	Gross gain \$	Capital gain using the different calculation methods			CGT gain (c) \$	CGT loss \$	CGT exempt gain/loss \$
										Discounted gain (b) \$	Indexed gain \$	Other gain \$			
JOHNS LYNG GROUP LIMITED FPO															
<b>JLG</b>	09/08/2021	09/08/2021	24/08/2021	3,300	20,053.03	20,053.03	NA	19,972.17	-	NA	NA	NA	NA	-80.86	NA
JLG totals				3,300	20,053.03	20,053.03	NA	19,972.17	-	NA	NA	NA	NA	-80.86	NA
LITHIUM POWER INTERNATIONAL LIMITED FPO															
<b>LPI</b>	23/03/2022	23/03/2022	01/04/2022	30,000	21,173.27	21,173.27	NA	26,020.05	4,846.78	NA	NA	4,846.78	4,846.78	NA	NA
	14/04/2022	14/04/2022	19/05/2022	15,000	13,064.37	13,064.37	NA	8,755.05	-	NA	NA	NA	NA	-4,309.32	NA
LPI totals				45,000	34,237.64	34,237.64	NA	34,775.10	4,846.78	NA	NA	4,846.78	4,846.78	-4,309.32	NA
LYNAS RARE EARTHS LIMITED FPO															
<b>LYC</b>	11/08/2021	11/08/2021	17/08/2021	2,600	20,120.11	20,120.11	NA	19,041.19	-	NA	NA	NA	NA	-1,078.92	NA
	04/04/2022	04/04/2022	06/04/2022	4,300	49,461.35	49,461.35	NA	43,898.15	-	NA	NA	NA	NA	-5,563.20	NA
LYC totals				6,900	69,581.46	69,581.46	NA	62,939.34	-	NA	NA	NA	NA	-6,642.12	NA
MACMAHON HOLDINGS LIMITED FPO															
<b>MAH</b>	17/08/2021	17/08/2021	10/09/2021	93,000	21,413.53	21,413.53	NA	20,212.38	-	NA	NA	NA	NA	-1,201.15	NA
MAH totals				93,000	21,413.53	21,413.53	NA	20,212.38	-	NA	NA	NA	NA	-1,201.15	NA
MFF CAPITAL INVESTMENTS LIMITED FPO															
<b>MFF</b>	22/07/2021	22/07/2021	05/08/2021	6,800	20,013.99	20,013.99	NA	19,698.31	-	NA	NA	NA	NA	-315.68	NA
	17/08/2021	17/08/2021	06/09/2021	6,800	20,150.14	20,150.14	NA	19,970.01	-	NA	NA	NA	NA	-180.13	NA
MFF totals				13,600	40,164.13	40,164.13	NA	39,668.32	-	NA	NA	NA	NA	-495.81	NA
MAGELLAN GLOBAL FUND (OPEN CLASS) (MANAGED FUND)															
<b>MGOC</b>	23/07/2021	23/07/2021	13/08/2021	7,200	20,038.02	20,038.02	NA	19,922.07	-	NA	NA	NA	NA	-115.95	NA
MGOC totals				7,200	20,038.02	20,038.02	NA	19,922.07	-	NA	NA	NA	NA	-115.95	NA
BETASHARES GLOBAL GOLD MINERS ETF - CURRENCY HEDGED															
<b>MNRS</b>	19/04/2022	19/04/2022	19/05/2022	4,180	29,292.19	29,292.19	NA	22,547.17	-	NA	NA	NA	NA	-6,745.02	NA
MNRS totals				4,180	29,292.19	29,292.19	NA	22,547.17	-	NA	NA	NA	NA	-6,745.02	NA
VANECK AUSTRALIAN RESOURCES ETF															
<b>MVR</b>	19/04/2022	19/04/2022	19/05/2022	763	29,285.60	29,285.60	NA	26,469.84	-	NA	NA	NA	NA	-2,815.76	NA
MVR totals				763	29,285.60	29,285.60	NA	26,469.84	-	NA	NA	NA	NA	-2,815.76	NA
NEWCREST MINING LIMITED FPO															
<b>NCM</b>	31/03/2022	31/03/2022	19/04/2022	750	20,279.79	20,279.79	NA	21,609.96	1,330.17	NA	NA	1,330.17	1,330.17	NA	NA
NCM totals				750	20,279.79	20,279.79	NA	21,609.96	1,330.17	NA	NA	1,330.17	1,330.17	NA	NA
NEW HOPE CORPORATION LIMITED FPO															
<b>NHC</b>	07/04/2022	07/04/2022	26/05/2022	10,600	40,218.19	40,218.19	NA	40,235.69	17.50	NA	NA	17.50	17.50	NA	NA
	08/04/2022	08/04/2022	26/05/2022	4,800	18,596.44	18,596.44	NA	18,219.94	-	NA	NA	NA	NA	-376.50	NA
NHC totals				15,400	58,814.63	58,814.63	NA	58,455.63	17.50	NA	NA	17.50	17.50	-376.50	NA

**Disposals of CGT assets continued**

Asset	Tax date	Purchase date	Sale date	Sale quantity	Actual cost \$	Adjusted cost <sup>(a)</sup> \$	Indexed cost \$	Sale proceeds \$	Gross gain \$	Capital gain using the different calculation methods				CGT gain <sup>(c)</sup> \$	CGT loss \$	CGT exempt gain/loss \$
										Discounted gain <sup>(b)</sup> \$	Indexed gain \$	Other gain \$				
<b>NAOS SMALL CAP OPPORTUNITIES COMPANY LIMITED FPO</b>																
<b>NSC</b>	23/07/2021	23/07/2021	05/08/2021	20,000	20,022.00	20,022.00	NA	18,970.05	-	NA	NA	NA	NA	-1,051.95	NA	
NSC totals				20,000	20,022.00	20,022.00	NA	18,970.05	-	NA	NA	NA	NA	-1,051.95	NA	
<b>NEXUS MINERALS LIMITED FPO</b>																
<b>NXM</b>	31/03/2022	31/03/2022	07/04/2022	45,007	19,588.12	19,588.12	NA	20,006.09	417.97	NA	NA	417.97	417.97	NA	NA	
NXM totals				45,007	19,588.12	19,588.12	NA	20,006.09	417.97	NA	NA	417.97	417.97	NA	NA	
<b>BETASHARES CRUDE OIL INDEX ETF-CURRENCY HEDGED (SYNTHETIC)</b>																
<b>OOO</b>	03/03/2022	03/03/2022	15/03/2022	14,000	132,725.84	132,725.84	NA	119,148.79	-	NA	NA	NA	NA	-13,577.05	NA	
	23/03/2022	23/03/2022	31/03/2022	2,100	20,035.01	20,035.01	NA	18,480.65	-	NA	NA	NA	NA	-1,554.36	NA	
OOO totals				16,100	152,760.85	152,760.85	NA	137,629.44	-	NA	NA	NA	NA	-15,131.41	NA	
<b>PENDAL GROUP LIMITED FPO</b>																
<b>PDL</b>	18/08/2021	18/08/2021	06/09/2021	2,410	20,108.54	20,108.54	NA	21,389.30	1,280.76	NA	NA	1,280.76	1,280.76	NA	NA	
PDL totals				2,410	20,108.54	20,108.54	NA	21,389.30	1,280.76	NA	NA	1,280.76	1,280.76	NA	NA	
<b>PILBARA MINERALS LIMITED FPO</b>																
<b>PLS</b>	21/07/2021	21/07/2021	22/07/2021	155,000	234,307.46	234,307.46	NA	254,788.73	20,481.27	NA	NA	20,481.27	20,481.27	NA	NA	
	31/08/2021	31/08/2021	10/09/2021	9,100	20,133.12	20,133.12	NA	18,998.08	-	NA	NA	NA	NA	-1,135.04	NA	
	03/09/2021	03/09/2021	10/09/2021	15,880	36,723.15	36,723.15	NA	33,152.69	-	NA	NA	NA	NA	-3,570.46	NA	
	15/09/2021	15/09/2021	20/09/2021	20,000	49,654.56	49,654.56	NA	41,958.40	-	NA	NA	NA	NA	-7,696.16	NA	
	08/11/2021	08/11/2021	22/11/2021	2,150	5,158.45	5,158.45	NA	5,068.42	-	NA	NA	NA	NA	-90.03	NA	
	08/11/2021	08/11/2021	22/11/2021	3,960	9,435.17	9,435.17	NA	9,335.32	-	NA	NA	NA	NA	-99.85	NA	
	22/11/2021	22/11/2021	22/11/2021	124,900	308,842.35	308,842.35	NA	294,439.76	-	NA	NA	NA	NA	-14,402.59	NA	
	02/11/2021	02/11/2021	29/11/2021	89,500	206,972.43	206,972.43	NA	205,623.56	-	NA	NA	NA	NA	-1,348.87	NA	
	08/11/2021	08/11/2021	29/11/2021	15,400	36,692.32	36,692.32	NA	35,381.04	-	NA	NA	NA	NA	-1,311.28	NA	
	29/11/2021	29/11/2021	29/11/2021	20,000	49,854.78	49,854.78	NA	45,949.40	-	NA	NA	NA	NA	-3,905.38	NA	
	02/11/2021	02/11/2021	06/12/2021	20,000	46,250.82	46,250.82	NA	48,746.32	2,495.50	NA	NA	2,495.50	2,495.50	NA	NA	
	01/12/2021	01/12/2021	06/12/2021	2,343	6,018.03	6,018.03	NA	5,710.63	-	NA	NA	NA	NA	-307.40	NA	
	13/12/2021	13/12/2021	22/12/2021	93,922	252,282.67	252,282.67	NA	242,052.21	-	NA	NA	NA	NA	-10,230.46	NA	
	23/03/2022	23/03/2022	25/03/2022	44,000	136,109.56	136,109.56	NA	141,974.43	5,864.87	NA	NA	5,864.87	5,864.87	NA	NA	
PLS totals				616,155	1,398,434.87	1,398,434.87	NA	1,383,178.99	28,841.64	NA	NA	28,841.64	28,841.64	-44,097.52	NA	
<b>POLYNOVO LIMITED FPO</b>																
<b>PNV</b>	16/06/2022	16/06/2022	16/06/2022	7,600	10,165.95	10,165.95	NA	9,860.05	-	NA	NA	NA	NA	-305.90	NA	
PNV totals				7,600	10,165.95	10,165.95	NA	9,860.05	-	NA	NA	NA	NA	-305.90	NA	
<b>BETASHARES GOLD BULLION ETF - CURRENCY HEDGED</b>																
<b>QAU</b>	02/03/2022	02/03/2022	16/03/2022	3,000	51,746.86	51,746.86	NA	50,824.03	-	NA	NA	NA	NA	-922.83	NA	
QAU totals				3,000	51,746.86	51,746.86	NA	50,824.03	-	NA	NA	NA	NA	-922.83	NA	
<b>RED 5 LIMITED FPO</b>																

**Disposals of CGT assets continued**

Asset	Tax date	Purchase date	Sale date	Sale quantity	Actual cost \$	Adjusted cost <sup>(a)</sup> \$	Indexed cost \$	Sale proceeds \$	Gross gain \$	Capital gain using the different calculation methods			CGT gain <sup>(c)</sup> \$	CGT loss \$	CGT exempt gain/loss \$
										Discounted gain <sup>(b)</sup> \$	Indexed gain \$	Other gain \$			
<b>RED</b>	02/03/2022	02/03/2022	10/03/2022	60,000	18,620.46	18,620.46	NA	22,175.58	3,555.12	NA	NA	3,555.12	NA	NA	NA
	03/03/2022	03/03/2022	10/03/2022	70,000	22,775.03	22,775.03	NA	25,871.51	3,096.48	NA	NA	3,096.48	NA	NA	NA
RED totals				130,000	41,395.49	41,395.49	NA	48,047.09	6,651.60	NA	NA	6,651.60	NA	NA	NA
RENASCOR RESOURCES LIMITED FPO															
<b>RNU</b>	23/03/2022	23/03/2022	25/03/2022	125,000	41,295.38	41,295.38	NA	36,834.43	-	NA	NA	NA	-4,460.95	NA	NA
RNU totals				125,000	41,295.38	41,295.38	NA	36,834.43	-	NA	NA	NA	-4,460.95	NA	NA
SOUTHERN CROSS GOLD LTD FPO															
<b>SXG</b>	03/06/2022	03/06/2022	20/06/2022	14,000	9,982.70	9,982.70	NA	7,050.05	-	NA	NA	NA	-2,932.65	NA	NA
SXG totals				14,000	9,982.70	9,982.70	NA	7,050.05	-	NA	NA	NA	-2,932.65	NA	NA
VANGUARD DIVERSIFIED HIGH GROWTH INDEX ETF															
<b>VDHG</b>	18/08/2021	18/08/2021	13/09/2021	141	8,687.22	8,687.22	NA	8,676.84	-	NA	NA	NA	-10.38	NA	NA
	23/08/2021	23/08/2021	13/09/2021	1,150	71,021.53	71,021.53	NA	70,768.56	-	NA	NA	NA	-252.97	NA	NA
	31/08/2021	31/08/2021	13/09/2021	338	21,002.74	21,002.74	NA	20,799.80	-	NA	NA	NA	-202.94	NA	NA
VDHG totals				1,629	100,711.49	100,711.49	NA	100,245.20	-	NA	NA	NA	-466.29	NA	NA
VANGUARD ETHICALLY CONSCIOUS INTERNATIONAL SHARES INDEX ETF															
<b>VESG</b>	30/07/2021	30/07/2021	18/08/2021	300	21,870.04	21,870.04	NA	22,448.28	578.24	NA	NA	578.24	NA	NA	NA
VESG totals				300	21,870.04	21,870.04	NA	22,448.28	578.24	NA	NA	578.24	NA	NA	NA
WHITEHAVEN COAL LIMITED FPO															
<b>WHC</b>	07/04/2022	07/04/2022	19/04/2022	9,200	40,432.43	40,432.43	NA	43,054.59	2,622.16	NA	NA	2,622.16	NA	NA	NA
WHC totals				9,200	40,432.43	40,432.43	NA	43,054.59	2,622.16	NA	NA	2,622.16	NA	NA	NA
WORLEY LIMITED FPO															
<b>WOR</b>	01/06/2022	01/06/2022	15/06/2022	3,000	45,199.67	45,199.67	NA	42,556.97	-	NA	NA	NA	-2,642.70	NA	NA
	03/06/2022	03/06/2022	15/06/2022	2,537	38,459.19	38,459.19	NA	35,989.02	-	NA	NA	NA	-2,470.17	NA	NA
	08/06/2022	08/06/2022	15/06/2022	5,700	86,669.31	86,669.31	NA	80,858.26	-	NA	NA	NA	-5,811.05	NA	NA
WOR totals				11,237	170,328.17	170,328.17	NA	159,404.25	-	NA	NA	NA	-10,923.92	NA	NA
WOODSIDE PETROLEUM LTD FPO															
<b>WPL</b>	04/04/2022	04/04/2022	19/05/2022	1,850	61,179.96	61,179.96	NA	55,069.36	-	NA	NA	NA	-6,110.60	NA	NA
WPL totals				1,850	61,179.96	61,179.96	NA	55,069.36	-	NA	NA	NA	-6,110.60	NA	NA
<b>Disposals of CGT asset totals</b>					<b>3,528,978.31</b>	<b>3,528,978.31</b>	<b>NA</b>	<b>3,487,615.48</b>	<b>91,716.45</b>	<b>NA</b>	<b>NA</b>	<b>91,716.45</b>	<b>91,716.45</b>	<b>-133,079.28</b>	<b>NA</b>

**(a) Variances between Adjusted cost and Actual cost**

Where the 'Sale proceeds' in respect of the CGT parcel are equal to or less than its reduced cost base, its reduced cost base is disclosed as the adjusted cost; otherwise, its cost base is disclosed as the adjusted cost. For more details, refer to the 'Adjusted cost' subsection in this report.



Portfolio ID: 3179834

## Realised CGT

01 Jul 2021 to 30 Jun 2022



### (b) Gains calculated using discounted method

The capital gain calculated using the discount method, after having applied the 33.33% CGT discount rate appropriate to the tax entity type of this portfolio.

### (c) CGT gain calculation method

The CGT gain is calculated based on what is optimal for the disposal method selected. In some cases the indexed gain is used to optimise the use of losses. The CGT gain calculated from a less than optimal method is shown in italics for information purposes only and is excluded from the totals for the portfolio. NA is shown if a calculation method is not applicable.

## Trust CGT distributions

There were no trust CGT distributions within the period.

## Summary of CGT gains/losses

		Total \$	Discounted \$	Indexed \$	Other \$
<b>Losses available to offset</b>	Carried forward from prior years	-			
	Current year losses	-133,079.28			
	<b>Total</b>	<b>-133,079.28</b>			
<b>CGT gains</b>	Disposals of CGT assets	91,714.67	-1.78	-	91,716.45
	Trust CGT distributions	1.78	1.78	-	-
	<b>CGT gain before losses applied</b>	<b>91,716.45</b>	-	-	<b>91,716.45</b>
	Losses applied	-91,716.45	-	-	-91,716.45
	<b>CGT gain after losses applied</b>	-	-	-	-
	Discount applied <sup>(a)</sup>	-	-	NA	NA
<b>Net capital loss</b>		<b>-41,362.83</b>	-	-	-

(a) The 'CGT gain after losses applied' amount multiplied by a 33.33% CGT discount rate appropriate to the tax entity type of the portfolio.



Portfolio ID: 3179834

Taxation income

01 Jul 2021 to 30 Jun 2022



præmium

Income transactions <sup>(a)</sup>

Asset	Tax date	Interest \$	Unfranked \$	Franked \$	Franking credits entitlement \$	Other Aust \$	Gross foreign \$	Trust cap gains \$	Non-assess \$	Gross excl franking credits \$	Aust taxes \$	Foreign taxes \$	Expenses withheld \$	Cash \$	DRP \$	To be received \$
<b>Dividends</b>																
AUSTRALIA AND NEW ZEALAND BANKING GROUP LIMITED FPO																
ANZ	01/07/2021	-	-	1,162.00	498.00	-	-	-	-	1,162.00 <sup>(b)</sup>	-	-	-	1,162.00	-	-
<b>ANZ totals</b>		-	-	1,162.00	498.00	-	-	-	-	1,162.00	-	-	-	1,162.00	-	-
AURIZON HOLDINGS LIMITED FPO																
AZJ	22/09/2021	-	212.98	496.94	- <sup>(c)</sup>	-	-	-	-	709.92 <sup>(b)</sup>	-	-	-	709.92	-	-
<b>AZJ totals</b>		-	212.98	496.94	- <sup>(c)</sup>	-	-	-	-	709.92	-	-	-	709.92	-	-
NEW HOPE CORPORATION LIMITED FPO																
NHC	04/05/2022	-	-	4,620.00	1,980.00	-	-	-	-	4,620.00 <sup>(b)</sup>	-	-	-	4,620.00	-	-
<b>NHC totals</b>		-	-	4,620.00	1,980.00	-	-	-	-	4,620.00	-	-	-	4,620.00	-	-
<b>Totals</b>		-	212.98	6,278.94	2,478.00	-	-	-	-	6,491.92	-	-	-	6,491.92	-	-
<b>Foreign income</b>																
RESMED INC CDI 10:1 FOREIGN EXEMPT NYSE																
RMD	23/09/2021	-	-	-	-	-	188.02	-	-	188.02 <sup>(b)</sup>	-	28.20	-	159.82	-	-
	16/12/2021	-	-	-	-	-	184.26	-	-	184.26 <sup>(b)</sup>	-	27.64	-	156.62	-	-
	17/03/2022	-	-	-	-	-	187.55	-	-	187.55 <sup>(b)</sup>	-	28.13	-	159.42	-	-
	16/06/2022	-	-	-	-	-	196.03	-	-	196.03 <sup>(b)</sup>	-	29.40	-	166.63	-	-
<b>RMD totals</b>		-	-	-	-	-	755.86	-	-	755.86	-	113.37	-	642.49	-	-
<b>Totals</b>		-	-	-	-	-	755.86	-	-	755.86	-	113.37	-	642.49	-	-
<b>Trust income</b>																
VANECK CHINA NEW ECONOMY ETF																
CNEW	30/06/2022	-	-	-	-	-	122.51	-	59.79	182.30 <sup>(b)</sup>	-	19.15	-	-	-	163.15
<b>CNEW totals</b>		-	-	-	-	-	122.51	-	59.79	182.30	-	19.15	-	-	-	163.15
ISHARES CHINA LARGE-CAP ETF																
IZZ	30/06/2022	-	-	-	-	-	333.38	1.78	-	335.16 <sup>(b)</sup>	-	45.90	-	-	-	289.26
<b>IZZ totals</b>		-	-	-	-	-	333.38	1.78	-	335.16	-	45.90	-	-	-	289.26
<b>Totals</b>		-	-	-	-	-	455.89	1.78	59.79	517.46	-	65.05	-	-	-	452.41

**Income transactions<sup>(a)</sup> continued**

Asset	Tax date	Interest \$	Unfranked \$	Franked \$	Franking credits entitlement \$	Other Aust \$	Gross foreign \$	Trust cap gains \$	Non-assess \$	Gross excl franking credits \$	Aust taxes \$	Foreign taxes \$	Expenses withheld \$	Cash \$	DRP \$	To be received \$
<b>Interest</b>																
ANZ Cash Investment Account																
+ANZCMT	30/07/2021	1.28	-	-	-	-	-	-	-	1.28	-	-	-	1.28	-	-
	31/08/2021	0.43	-	-	-	-	-	-	-	0.43	-	-	-	0.43	-	-
	30/09/2021	0.93	-	-	-	-	-	-	-	0.93	-	-	-	0.93	-	-
	29/10/2021	0.01	-	-	-	-	-	-	-	0.01	-	-	-	0.01	-	-
	30/11/2021	0.17	-	-	-	-	-	-	-	0.17	-	-	-	0.17	-	-
	31/12/2021	0.48	-	-	-	-	-	-	-	0.48	-	-	-	0.48	-	-
<b>+ANZCMT totals</b>		<b>3.30</b>	<b>-</b>	<b>-</b>	<b>-</b>	<b>-</b>	<b>-</b>	<b>-</b>	<b>-</b>	<b>3.30</b>	<b>-</b>	<b>-</b>	<b>-</b>	<b>3.30</b>	<b>-</b>	<b>-</b>
<b>Totals</b>		<b>3.30</b>	<b>-</b>	<b>-</b>	<b>-</b>	<b>-</b>	<b>-</b>	<b>-</b>	<b>-</b>	<b>3.30</b>	<b>-</b>	<b>-</b>	<b>-</b>	<b>3.30</b>	<b>-</b>	<b>-</b>
<b>Income transaction totals</b>		<b>3.30</b>	<b>212.98</b>	<b>6,278.94</b>	<b>2,478.00</b>	<b>-</b>	<b>1,211.75</b>	<b>1.78</b>	<b>59.79</b>	<b>7,768.54</b>	<b>-</b>	<b>178.42</b>	<b>-</b>	<b>7,137.71</b>	<b>-</b>	<b>452.41</b>

(a) The income transactions disclosed in this report are recognised on a tax-derivation basis. For more details about each column, refer to the corresponding sub-section under the Income - additional information section.

(b) These income amounts are yet to be confirmed.

(c) The franking credits amount has been reduced by an amount denied according to the holding period rule for franking credits. For more information see the additional information section.

**Non-CGT gains/losses**

There were no non-CGT gains/losses within the period.

## Income transactions - additional information

### Interest

Asset	Tax date	Interest <sup>(a)</sup> \$	Interest exempt from NRWT <sup>(b)</sup> \$	Interest total \$
ANZ Cash Investment Account				
<b>+ANZCMT</b>	30/07/2021	1.28	-	1.28
	31/08/2021	0.43	-	0.43
	30/09/2021	0.93	-	0.93
	29/10/2021	0.01	-	0.01
	30/11/2021	0.17	-	0.17
	31/12/2021	0.48	-	0.48
<b>+ANZCMT totals</b>		<b>3.30</b>	-	<b>3.30</b>
<b>Totals</b>		<b>3.30</b>	-	<b>3.30</b>

(a) The amount of interest that is subject to non-resident withholding tax (NRWT).

(b) The amount of interest that is not subject to non-resident withholding tax (NRWT).

### Denied franking credits

Asset	Tax date	Franking credits entitlement \$	Franking credits denied \$	Franking credits total \$
<b>Dividends</b>				
AURIZON HOLDINGS LIMITED FPO	22/09/2021	-	212.98	212.98
<b>Dividends total</b>			<b>212.98</b>	
<b>Trust income</b>				
<b>Trust income total</b>			-	
<b>Totals</b>			<b>212.98</b>	



## Income transactions - additional information continued

Trust capital gains <sup>(a)</sup>		Discount method <sup>(b)</sup>				Indexation method <sup>(c)</sup>				Other method <sup>(d)</sup>				Trust capital gains total	Taxable foreign capital gains <sup>(i)</sup>	
Asset	Tax date	Non-assessable gains <sup>(e)</sup>	TAP <sup>(f)</sup>	NTAP net of foreign tax <sup>(g)</sup>	NTAP foreign tax <sup>(h)</sup>	TAP <sup>(f)</sup>	NTAP net of foreign tax <sup>(g)</sup>	NTAP foreign tax <sup>(h)</sup>	TAP <sup>(f)</sup>	NTAP net of foreign tax <sup>(g)</sup>	NTAP foreign tax <sup>(h)</sup>	TAP <sup>(f)</sup>	NTAP net of foreign tax <sup>(g)</sup>			NTAP foreign tax <sup>(h)</sup>
		\$	\$	\$	\$	\$	\$	\$	\$	\$	\$	\$	\$	\$	\$	
<b>IZZ</b>	<b>30/06/2022</b>	<b>0.89</b>	-	<b>0.89</b>	-	-	-	-	-	-	-	-	-	-	<b>1.78</b>	-
<b>IZZ totals</b>		<b>0.89</b>	-	<b>0.89</b>	-	-	-	-	-	-	-	-	-	-	<b>1.78</b>	-
<b>Totals</b>		<b>0.89</b>	-	<b>0.89</b>	-	-	-	-	-	-	-	-	-	-	<b>1.78</b>	-

(a) Trust capital gains: For attribution managed investment trusts (AMITs), these are the trust capital gains attributed to members. For non-AMITs, these are the present entitlements to the net trust income comprised of net capital gains and CGT concession amounts.

(b) Discount method: Capital gains made by the trust in respect of CGT assets that were held for at least twelve months at the time of the CGT event that gave rise to the capital gain, and in respect of which the trust has not chosen to use the indexation method (if applicable) to calculate the capital gain. The sum of the discount method components equals the capital gains after having applied a CGT discount of 50%.

(c) Indexation method: Capital gains made by the trust in respect of CGT assets that were acquired prior to 11:45 a.m. (by legal time in the Australian Capital Territory) on 21 September 1999 (and that had been held for at least twelve months at the time of the CGT event that gave rise to the capital gain), and in respect of which the trust has chosen to use the indexation method to calculate the capital gain.

(d) Other method: Capital gains made by the trust in respect of CGT assets that were held for less than twelve months at the time of the CGT event that gave rise to the capital gain.

(e) Non-assessable gains: For attribution managed investment trusts (AMITs), members are to be treated as having included (in their attributed amount) a capital gain of double the trust discount capital gain; thus, the non-assessable amount for AMITs is the additional member amount required to double the trust discount capital gain (referred to as the 'AMIT CGT gross up amount', this amount is equal to the sum of the discount method components). For non-AMITs, the non-assessable amount is the CGT concession amount (as calculated under sub-section 104-71(4) ITAA 1997).

(f) TAP: Capital gains made by the trust in respect of CGT assets that were taxable Australian property (TAP). For capital gains calculated using the discount method, this is the capital gain after having applied a CGT discount of 50%.

(g) NTAP net of foreign tax: Capital gains made by the trust in respect of CGT assets that were not taxable Australian property (NTAP), less any NTAP foreign tax. For capital gains calculated using the discount method, this is the capital gain after first having applied a CGT discount of 50%, and then subtracting any NTAP foreign tax.

(h) NTAP foreign tax: Foreign tax paid by the trust in respect of capital gains made by the trust in respect of foreign CGT assets.

(i) Taxable foreign capital gains: The grossed-up value of capital gains from foreign CGT assets. This amount is for information purposes only, as foreign capital gains are already reflected in the combined value of 'NTAP net of foreign tax' and 'NTAP foreign tax' amounts. This 'Taxable foreign capital gains' amount may be useful for the purpose of determining the extent to which the combined value of 'NTAP net of foreign tax' and 'NTAP foreign tax' amounts has been derived from a foreign source, and, accordingly, the extent to which any NTAP foreign tax amounts count towards the calculation of the portfolio holder's entitlement, if any, to a foreign income tax offset (FITO).

Non-assessable amounts <sup>(a)</sup>		Attribution managed investment trusts (AMIT)			Non-AMIT			Non-assessable total
Asset	Tax date	Exempt income	Non-assessable non-exempt	Other non-assessable <sup>(b)</sup>	Tax deferred	Tax exempt	Tax free	
		\$	\$	\$	\$	\$	\$	\$
<b>CNEW</b>	<b>30/06/2022</b>	-	-	<b>59.79</b>	-	-	-	<b>59.79</b>
<b>CNEW totals</b>		-	-	<b>59.79</b>	-	-	-	<b>59.79</b>
<b>Totals</b>		-	-	<b>59.79</b>	-	-	-	<b>59.79</b>

## Income transactions - additional information continued

(a) Non-assessable amounts do not include non-assessable amounts in respect of trust capital gains (i.e. the AMIT CGT gross-up amount or the CGT concession amount). The non-assessable amounts relating to AMIT CGT gross-up amounts and CGT concession amounts are disclosed in the 'Trust capital gains' sub-section under the Income - additional information section.

(b) For attribution managed investment trusts (AMITs), 'Other non-assessable' amounts are the reconciliation adjustments required to account for the amount by which the present entitlements to the net accounting income of the trust for the income year exceed the trust income attributed to the member under section 276-80 ITAA 1997 for the income year.

### Capital Withholding tax

Asset	Transaction Date	Capital withholding tax
<b>Totals</b>		-

### Foreign investment taxes<sup>(a)</sup>

Asset	Tax date	Foreign tax <sup>(c)</sup> \$	NTAP foreign tax <sup>(b)</sup>			Foreign taxes total \$
			Discount method \$	Indexation method \$	Other method \$	
<b>VANECK CHINA NEW ECONOMY ETF</b>						
<b>CNEW</b>	30/06/2022	19.15	-	-	-	19.15
<b>CNEW totals</b>		19.15	-	-	-	19.15
<b>ISHARES CHINA LARGE-CAP ETF</b>						
<b>IZZ</b>	30/06/2022	45.90	-	-	-	45.90
<b>IZZ totals</b>		45.90	-	-	-	45.90
<b>RESMED INC CDI 10:1 FOREIGN EXEMPT NYSE</b>						
<b>RMD</b>	23/09/2021	28.20	-	-	-	28.20
	16/12/2021	27.64	-	-	-	27.64
	17/03/2022	28.13	-	-	-	28.13
	16/06/2022	29.40	-	-	-	29.40
<b>RMD totals</b>		113.37	-	-	-	113.37
<b>Totals</b>		<b>178.42</b>	-	-	-	<b>178.42</b>

(a) Foreign taxes withheld from or paid in respect of foreign investment income are recognised at the tax-derivation date of the foreign investment income from which they are withheld or in respect of which they are paid, regardless of whether or not the withholding event or payment occurs after the tax-derivation date.

(b) The amount of foreign tax paid in respect of capital gains made in respect of foreign CGT assets. For more details, refer to the 'Distributed capital gains' section of the Income - additional information schedule.

(c) The amount of foreign tax paid in respect of foreign investment income, other than foreign capital gains.

## Income transactions - additional information continued

### Gross foreign income

	Tax date	Attributed CFC income <sup>(a)</sup> \$	Foreign income net of tax <sup>(b)</sup> \$	Foreign tax \$	Aust franking credits from NZ co	Gross foreign income total \$	Asset currency (if not AUD)	Asset currency amount	NZ franking credits from NZ co
<b>CNEW</b>	30/06/2022	-	103.36	19.15	-	122.51		-	-
<b>CNEW totals</b>		-	103.36	19.15	-	122.51		-	-
<b>IZZ</b>	30/06/2022	-	287.48	45.90	-	333.38		-	-
<b>IZZ totals</b>		-	287.48	45.90	-	333.38		-	-
<b>RMD</b>	23/09/2021	-	159.82	28.20	-	188.02		-	-
	16/12/2021	-	156.62	27.64	-	184.26		-	-
	17/03/2022	-	159.42	28.13	-	187.55		-	-
	16/06/2022	-	166.63	29.40	-	196.03		-	-
<b>RMD totals</b>		-	642.49	113.37	-	755.86		-	-
<b>Totals</b>		-	<b>1,033.33</b>	<b>178.42</b>	-	<b>1,211.75</b>		-	-

(a) The attributable income of a controlled foreign company (CFC).

(b) Foreign-source assessable income (other than attributed CFC income and distributed capital gains in respect of foreign CGT assets), less foreign tax.

### Income accrued in previous period

Asset	Tax date	Payment date	Total income \$	Cash \$	DRP \$	Tax withheld \$	Franking credits \$	Foreign income tax offsets \$
BWP	29/06/2021	20/08/2021	477.41	477.41	-	-	-	-
<b>Totals</b>			<b>477.41</b>	<b>477.41</b>	-	-	-	-

### NCMI

There were no amounts recorded in this period.

Income summary <sup>(a)</sup>

	Interest \$	Unfranked \$	Franked \$	Franking credits \$	Other Aust \$	Gross foreign \$	Trust cap gains \$	Non-assess \$	Gross excl franking credits \$	Aust taxes \$	Foreign taxes \$	Expenses withheld \$	Cash \$	DRP \$	To be received \$
<b>Income transactions</b>															
Dividends	-	212.98	6,278.94	2,478.00	-	-	-	-	6,491.92	-	-	-	6,491.92	-	-
Foreign income	-	-	-	-	-	755.86	-	-	755.86	-	113.37	-	642.49	-	-
Trust income	-	-	-	-	-	455.89	1.78	59.79	517.46	-	65.05	-	-	-	452.41
Interest	3.30	-	-	-	-	-	-	-	3.30	-	-	-	3.30	-	-
<b>Totals</b>	<b>3.30</b>	<b>212.98</b>	<b>6,278.94</b>	<b>2,478.00</b>	<b>-</b>	<b>1,211.75</b>	<b>1.78</b>	<b>59.79</b>	<b>7,768.54</b>	<b>-</b>	<b>178.42</b>	<b>-</b>	<b>7,137.71</b>	<b>-</b>	<b>452.41</b>
<b>Totals for all income</b>	<b>3.30</b>	<b>212.98</b>	<b>6,278.94</b>	<b>2,478.00</b>	<b>-</b>	<b>1,211.75</b>	<b>1.78</b>	<b>59.79</b>	<b>7,768.54</b>	<b>-</b>	<b>178.42</b>	<b>-</b>	<b>7,137.71</b>	<b>-</b>	<b>452.41</b>

(a) The income disclosed in this report is recognised on a tax-derivation basis. For more details, refer to the corresponding section of the Income transactions report.

# Important notices

---

## General notices

### General Notice in regard to ANZ Share Investing Tax Tools (Standard)

ANZ Share Investing is a service provided by CMC Markets Stockbroking Limited ABN 69 081 002 851 AFSL 246381 ("CMC Markets"), a Participant of the Australian Securities Exchange, Sydney Stock Exchange and Chi-X Australia, at the request of Australia and New Zealand Banking Group Limited ABN 11 005 357 222 (ANZ). CMC Markets uses a third party service provider, Praemium ("Service Provider") in providing Tax Tools to you. In order to obtain Tax Tools (Standard) Reports, you have agreed to be bound by the Tax Tools Terms and Conditions. These General Notices and Taxation Notices should be read in conjunction with the ANZ Share Investing Trading Terms and Conditions. If your account settles through an ANZ Share Investment Loan you should read the applicable Terms and Conditions.

The reports generated by Tax Tools (Standard) contain the results of specific financial calculations relating to your portfolio of shares held by either CMC Markets as the sponsoring broker, or ANZ Margin Services as the sponsoring broker if you are using an ANZ Share Investment Loan ("ASIL"), as the case may be ("Portfolio"). They may be used by you and/or your professional tax adviser, together with your own training, expertise, experience and judgment (and that of your professional tax adviser), and other information you consider relevant in the course of you forming opinions or making decisions; and in the course of your professional tax adviser making recommendations in relation to taxation, Financial Products and/or related matters.

The reports generated by Tax Tools (Standard) and have been prepared by Praemium. The reports are not advice, professional or otherwise, in relation to taxation, Financial Products or any other matter. They do not take into account your particular objectives, financial situation or needs. It is up to you to determine whether or not Tax Tools (Standard) is appropriate for your use. It is not to be used as a substitution for obtaining professional tax advice - we recommend you obtain professional tax advice before you use Tax Tools (Standard) to complete your tax return.

Neither ANZ nor CMC Markets give any representation or warranty as to the accuracy, reliability or completeness of information contained in the reports. Except to the extent any liability cannot be excluded under law, none of ANZ, CMC Markets, nor any of their directors, employees, contractors or agents accept any liability for any error or omission in the reports or for any loss or damage suffered or incurred, directly or indirectly, by the user or any other person as a result of or in connection with the report.

"Financial Products" means those products as described in Chapter 7 of the Corporations Act 2001 which are traded on the Australian Stock Exchange and includes securities, options, warrants and exchange traded funds. It does not include contracts for difference or managed funds.

## Taxation

### Actual Cost Details Not Supplied

Please note that where the Actual Cost details for a capital gains tax asset have not been supplied, the report may not correctly reflect the portfolio's financial position. Reports such as the Realised Report, the Unrealised Report and the Portfolio Valuation will need to be reassessed taking into account the missing cost information.

### CGT for Exchange Traded Options (ETOs)

When the writer grants an option, the premium received represents a capital gain pursuant to CGT Event D2 (except if the writer is the company granting the options over its own shares or debentures or by the trustee of a unit trust over its own units or debentures). Also, there is no discount on capital gain pursuant to CGT Event D2 (applicable to any entity). Where there is a capital gain on the granting of an option pursuant to CGT Event D2, the premium received is displayed as a negative value under the actual cost and adjusted cost columns in the Realised Report. Should the option subsequently be exercised, the capital gain that the grantor would otherwise have made from writing the option under CGT Event D2 mentioned above is disregarded. The premium however, will be recognised when calculating the subsequent disposal of the underlying shares CGT Event A1 either as:

- a reduction in the cost base of the underlying asset in the case of a put option; or
- part of the capital proceeds in the case of a call option upon disposal of the shares by the grantor.

Accordingly, an amended assessment from the Australian Taxation Office may need to be requested for the prior year to reduce the CGT event D2 capital gain that arose in the prior year.

In relation to the options, the unrealised CGT report covers possible CGT consequences that may eventuate if the options are traded on an active market or the options are closed out.

### Company Options and Rights on Pre CGT Assets

Holders of rights or options issued in respect of pre-CGT securities, who take up their entitlement to purchase the underlying security, should ensure that in addition to the consideration paid for this security, the cost base of the underlying security also includes the market value of the right or option at the exercise date. The automated system for rights and options will only include the consideration paid to acquire the security in its cost base.

### Corporate Shareholders and Share Buybacks

Corporate shareholders i.e. companies who make a CGT loss as a result of a share buyback may have that loss denied or reduced as a result of section 159GZZZQ of the Income Tax Assessment Act 1936. The automated system for input of share buybacks does not take into account this provision. Shareholders to whom this provision applies should obtain their own taxation advice.

### Income Declared but not Paid Report

An Income Declared but not Paid Report is available to show income that has been declared but not yet paid, as at a given date. For ASX-listed Financial Products, this is the distribution date. The ex-dividend amount is reflected in the Portfolio Valuation Report but not in the Income Details. Ex-dividend entitlement aspects will be reported in your portfolio. Only actual dividends received are in the Income Details Screen.

## Important notices continued

---

### Taxation

#### Indexed cost base with tax deferred distributions

When calculating the indexed cost base of units, the cost base needs to be indexed up until the date that a tax deferred distribution is received. The indexed cost base then needs to be reduced by the tax deferred distribution received and the adjusted indexed cost base is taken to be the 'new' cost base. Currently, upon disposal, the report applies indexation to the full acquisition cost and then adjusts the cost base for any tax deferred distributions. Please refer to the Tax Free and Tax Deferred Summary page for details of tax deferred distributions. Please note that only assets purchased at least 12 months prior to 21 September 1999 with tax deferred distributions will be affected.

#### Instalment Warrants and Instalment Receipts

With regard to instalment warrants and instalment receipts, the tax reports display the dividend and/or trust distribution of the underlying security only. The reports do not disclose any attaching options details or expenses and/or interest payments made by you in respect of these instruments.

As not all instalment instruments have the same structure or features, you should refer to the product disclosure statement, tax statements and documents directly received from the issuer of such instruments to assist in you calculating any other tax consequences or talk to your tax adviser.

#### Section 115-45. CGT Discounting

Users should be aware of the existence of section 115-45 which potentially denies the CGT discount concession upon the sale of shares in a company or interest in a trust where the taxpayer would not have been allowed CGT discounting on the majority of the CGT assets by cost and value in the company or trust had a CGT event happened to those assets.

#### Stapled Securities

Where the stapled security is made up of a CGT asset and a traditional income security, the report may not allocate the cost base and capital proceeds to each security of the stapled arrangement. In such cases, full allocation of the cost base and the capital proceeds is made to the traditional income security. Generally, each security of the stapled arrangement is treated separately for tax purposes and holders of these securities will need to seek their own taxation advice.

#### Superannuation Funds - Assets held at 30/06/1988

Assets held by superannuation funds at 30 June 1988 including those acquired before 19 September 1985 are subject to special transitional measures that mean the assets are deemed to have been acquired on 30 June 1988. For these assets, the capital gain or loss that is realised upon disposal may be impacted by the market value of the asset at 30 June 1988. The automated system for calculating capital gains tax will only take into account the cost of the asset, not the market value as at 30 June 1988. To override the cost base with the market value, the cost base for the parcels can be edited in the Transaction screen. Holders to whom these transitional measures apply should obtain their own taxation advice.

#### Tax Free and Deferred Adjustments to Cost Base

When calculating capital losses, tax free and tax deferred amounts will always be treated as a reduction in the reduced cost base. As not all tax free amounts should be treated as a reduction in the reduced cost base, holders should consult with their professional tax advisers to ensure the correct amounts are included in the reduced cost base.

When calculating capital gains, the system correctly does not reduce the cost base by the tax free amounts pursuant to section 104-70, despite showing both the tax deferred and tax free adjustments to the cost base in the summary which forms part of the Realised report.

#### Taxation of Financial Arrangements (TOFA)

The system does not currently take the TOFA rules (including the new TOFA 3&4 regime) into consideration in the preparation of the report. Users need to ascertain the taxation implications on their investments where the TOFA rules mandatorily apply or where a voluntary election has been made to apply the TOFA rules. Users need to seek independent taxation advice in relation to the application of the TOFA rules.

Click this link <https://trading.anzshareinvesting.com.au/Manage/TaxTools#/FAQ> for more help

# 23900 - Dividends Received

2022 Financial Year

Preparer Shelley Lian

Reviewer Steven Lee

Status Ready for Review

Account Code	Description	CY Balance	LY Balance	Change
ANZ.AX	Australia And New Zealand Banking Group Limited	(\$1,162.00)		100%
AZJ.AX	Aurizon Holdings Limited	(\$709.92)		100%
CBA.AXW	Commonwealth Bank Of Australia.		(\$2,250.00)	100%
CZI.AX	Cassini Resources Limited		(\$82.50)	100%
IGE:US.AX	IGE:US.AX	(\$71.57)		100%
MIN.AX	Mineral Resources Limited		(\$600.00)	100%
NHC.AXW	New Hope Corporation Limited	(\$4,620.00)		100%
OZL.AX	Oz Minerals Limited		(\$240.00)	100%
QVE.AX	Qv Equities Limited		(\$234.30)	100%
WAM.AX	WAM Capital Limited		(\$709.13)	100%
WLE.AX	Wam Leaders Limited		(\$228.90)	100%
<b>TOTAL</b>		<b>CY Balance</b>	<b>LY Balance</b>	
		(\$6,563.49)	(\$4,344.83)	

## Supporting Documents

- Investment Income Comparison Report [Report](#)
- Dividend Reconciliation Report [Report](#)

## Standard Checklist

- Attach copies of all dividend statements
- Attach copy of Dividend Reconciliation Report
- Attach copy of Investment Income Comparison Report

KREPP SUPERANNUATION FUND

# Dividend Reconciliation Report

For The Period 01 July 2021 - 30 June 2022

Date	Net Payment Received	Australian Income			Foreign Income			Withheld		
		Unfranked	Franked	Franking Credits	Foreign Income	Foreign Credits	NZ Credits	TFN Withheld	Non-Resident	LIC Deduction
<b>Shares in Listed Companies (Australian)</b>										
ANZ.AX Australia And New Zealand Banking Group Limited										
01/07/2021	1,162.00	0.00	1,162.00	258.00						
	1,162.00	0.00	1,162.00	258.00						
AZJ.AX Aurizon Holdings Limited										
22/09/2021	709.92	212.98	496.94	0.00						
	709.92	212.98	496.94	0.00						
IGE:US.AX IGE:US.AX										
24/06/2022	71.57				71.57					
	71.57				71.57					
NHC.AX New Hope Corporation Limited										
04/05/2022	4,620.00	0.00	4,620.00	1,980.00						
	4,620.00	0.00	4,620.00	1,980.00						
	<b>6,563.49</b>	<b>212.98</b>	<b>6,278.94</b>	<b>2,238.00</b>	<b>71.57</b>					



**KREPP SUPERANNUATION FUND**  
**Dividend Reconciliation Report**

For The Period 01 July 2021 - 30 June 2022

Date	Net Payment Received	Australian Income			Foreign Income			Withheld		
		Unfranked	Franked	Franking Credits	Foreign Income	Foreign Credits	NZ Credits	TFN Withheld	Non-Resident	LIC Deduction
TOTAL	6,563.49	212.98	6,278.94	2,238.00	71.57					

**Tax Return Reconciliation**

	Totals	Tax Return Label
Unfranked	212.98	J
Franked Dividends	6,278.94	K
Franking Credits	2,238.00	L

KREPP SUPERANNUATION FUND

Investment Income Comparison Report

As at 30 June 2022

Investment	Ledger Data			ASX & UUT Data							
	Transaction Date	Income Amount	Franking Credit	Date Payable	Ex Div/Dist Date	Units On Hand	45 Day Qualified	Amount per share/unit	Estimated Income	Estimated Franking*	
<b>Reconciled</b>											
<b>Shares in Listed Companies (Australian)</b>											
ANZ.AX	Australia And New Zealand Banking Group Limited	01/07/2021	1,162.00	258.00	01/07/2021	10/05/2021	1,660.00	860.00	0.7000	1,162.00	258.00
AZJ.AX	Aurizon Holdings Limited	22/09/2021	709.92	0.00	22/09/2021	23/08/2021	4,930.00	0.00	0.1440	709.92	0.00
NHC.AX	New Hope Corporation Limited	04/05/2022	4,620.00	1,980.00	04/05/2022	14/04/2022	15,400.00	15,400.00	0.3000	4,620.00	1,980.00
			<b>6,491.92</b>	<b>2,238.00</b>					<b>1.1440</b>	<b>6,491.92</b>	<b>2,238.00</b>
<b>Units in Listed Unit Trusts (Australian)</b>											
CNEW.AX	Vaneck China New Economy Etf	30/06/2022	163.15	0.00							
CNEW.AX	Vaneck China New Economy Etf				25/07/2022	01/07/2022	1,255.00	1,255.00	0.1300	163.15	0.00
			<b>163.15</b>	<b>0.00</b>					<b>0.1300</b>	<b>163.15</b>	<b>0.00</b>
<b>Unreconciled</b>											
<b>Shares in Listed Companies (Australian)</b>											
IGE:US.AX	IGE:US.AX	24/06/2022	71.57								
IZZ.AX	Ishares China Large-Cap Etf - Chess Depository Interests 1:1 Ishchina	30/06/2022	289.26	0.00							
			<b>360.83</b>	<b>0.00</b>							
<b>Units in Listed Unit Trusts (Australian)</b>											
BWP.AX	BWP Trust				20/08/2021	29/06/2021	5,150.00	0.00	0.0927	477.40	0.00
									<b>0.0927</b>	<b>477.40</b>	<b>0.00</b>

<b>7,015.90</b>	<b>2,238.00</b>	<b>1.3667</b>	<b>7,132.48</b>	<b>2,238.00</b>
-----------------	-----------------	---------------	-----------------	-----------------

\*Franking credit is estimated using 45 day qualified units. The estimation might not be accurate for preference shares and hedging arrangements.

# 24200 - Contributions

2022 Financial Year

Preparer Shelley Lian

Reviewer Steven Lee

Status Ready for Review

Account Code	Description	CY Balance	LY Balance	Change
KREJOH00001A	(Contributions) Krepp, John Frederik - Accumulation (Accumulation)	(\$24,476.60)	(\$24,052.58)	1.76%
KREMAT00001A	(Contributions) Krepp, Matthew - Accumulation (Accumulation)		(\$1,258.75)	100%
KREVIC00001A	(Contributions) Krepp, Vicki Anne - Accumulation (Accumulation)	(\$4,113.36)	(\$1,821.32)	125.84%
<b>TOTAL</b>		<b>CY Balance</b>	<b>LY Balance</b>	
		(\$28,589.96)	(\$27,132.65)	

## Supporting Documents

- Contributions Breakdown Report [Report](#)
- Cash Account Statement.csv

## Standard Checklist

- Attach copies of S290-170 notices (if necessary)
- Attach copy of Contributions Breakdown Report
- Attach SuperStream Contribution Data Report
- Check Fund is registered for SuperStream (if necessary)
- Ensure all Contributions have been allocated from Bank Accounts
- Ensure Work Test is satisfied if members are over 65

**KREPP SUPERANNUATION FUND**

**Contributions Breakdown Report**

For The Period 01 July 2021 - 30 June 2022

**Summary**

Member	D.O.B	Age (at 30/06/2021)	Total Super Balance (at 30/06/2021) *1	Concessional	Non-Concessional	Other	Reserves	Total
Krepp, John Frederik	Provided	65	222,377.68	24,476.60	0.00	0.00	0.00	24,476.60
Krepp, Matthew	Provided	38	77,067.16	0.00	0.00	0.00	0.00	0.00
Krepp, Vicki Anne	Provided	65	1,665.63	4,113.36	0.00	0.00	0.00	4,113.36
<b>All Members</b>				<b>28,589.96</b>	<b>0.00</b>	<b>0.00</b>	<b>0.00</b>	<b>28,589.96</b>

\*1 TSB can include information external to current fund's transaction records. The amount is per individual across all funds.

**Contribution Caps**

Member	Contribution Type	Contributions	Cap	Current Position
Krepp, John Frederik	Concessional (5 year carry forward cap available)	24,476.60	31,558.05	7,081.45 Below Cap
	Non-Concessional	0.00	110,000.00	110,000.00 Below Cap
Krepp, Matthew	Concessional (5 year carry forward cap available)	0.00	80,253.85	80,253.85 Below Cap
	Non-Concessional	0.00	110,000.00	110,000.00 Below Cap
	COVID-19 Re-contribution	0.00	20,000.00	20,000.00 Below Cap
Krepp, Vicki Anne	Concessional (5 year carry forward cap available)	4,113.36	100,678.68	96,565.32 Below Cap
	Non-Concessional	0.00	110,000.00	110,000.00 Below Cap

**Carry Forward Unused Concessional Contribution Cap**

Member	2017	2018	2019	2020	2021	2022	Current Position
Krepp, John Frederik							
Concessional Contribution Cap	35,000.00	25,000.00	25,000.00	25,000.00	25,000.00	27,500.00	
Concessional Contribution	29,462.18	23,446.13	23,601.98	23,287.39	24,052.58	24,476.60	
Unused Concessional Contribution	0.00	0.00	1,398.02	1,712.61	947.42	3,023.40	
Cumulative Carry Forward Unused	N/A	N/A	0.00	1,398.02	3,110.63	4,058.05	
Maximum Cap Available	35,000.00	25,000.00	25,000.00	26,398.02	28,110.63	31,558.05	7,081.45 Below Cap
Total Super Balance	0.00	166,862.49	158,714.19	170,741.84	152,552.94	222,377.68	

Krepp, Matthew

Concessional Contribution Cap	30,000.00	25,000.00	25,000.00	25,000.00	25,000.00	27,500.00	
Concessional Contribution	4,442.63	11,533.00	17,134.20	3,853.20	1,258.75	0.00	
Unused Concessional Contribution	0.00	0.00	7,865.80	21,146.80	23,741.25	27,500.00	
Cumulative Carry Forward Unused	N/A	N/A	0.00	7,865.80	29,012.60	52,753.85	
Maximum Cap Available	30,000.00	25,000.00	25,000.00	32,865.80	54,012.60	80,253.85	80,253.85 Below Cap
Total Super Balance	0.00	69,901.46	73,661.25	87,990.96	67,782.24	77,067.16	

Krepp, Vicki Anne

Concessional Contribution Cap	35,000.00	25,000.00	25,000.00	25,000.00	25,000.00	27,500.00	
Concessional Contribution	0.00	557.89	0.00	0.00	1,821.32	4,113.36	
Unused Concessional Contribution	0.00	0.00	25,000.00	25,000.00	23,178.68	23,386.64	
Cumulative Carry Forward Unused	N/A	N/A	0.00	25,000.00	50,000.00	73,178.68	
Maximum Cap Available	35,000.00	25,000.00	25,000.00	50,000.00	75,000.00	100,678.68	96,565.32 Below Cap
Total Super Balance	0.00	5,778.81	5,748.63	6,317.39	0.00	1,665.63	

**NCC Bring Forward Caps**

Member	Bring Forward Cap	2019	2020	2021	2022	Total	Current Position
Krepp, John Frederik	N/A	0.00	0.00	0.00	0.00	N/A	Bring Forward Not Triggered
Krepp, Matthew	N/A	0.00	0.00	0.00	0.00	N/A	Bring Forward Not Triggered
Krepp, Vicki Anne	N/A	0.00	1,000.00	0.00	0.00	N/A	Bring Forward Not Triggered

**Krepp, John Frederik**

Date	Transaction Description	Contribution Type	Ledger Data				SuperStream Data				
			Concessional	Non-Concession	Other	Reserves	Contribution	Employer	Concessional	Non-Concess	Other
07/07/2021	TRANSFER FROM SUPERCHOICE P/L PC06C013-6068519	Employer	1,952.77								
05/08/2021	TRANSFER FROM SUPERCHOICE P/L PC06C013-6084625	Employer	2,024.12								
03/09/2021	TRANSFER FROM SUPERCHOICE P/L	Employer	2,041.84								

		Ledger Data				SuperStream Data					
Date	Transaction Description	Contribution Type	Concessional	Non-Concession	Other	Reserves	Contribution	Employer	Concessional	Non-Concess	Other
	6092756										
13/10/2021	TRANSFER FROM SUPERCHOICE P/L PC06C010-6103684	Employer	2,049.28								
05/11/2021	TRANSFER FROM SUPERCHOICE P/L PC06C010-6112990	Employer	2,054.42								
13/12/2021	TRANSFER FROM SUPERCHOICE P/L PC06C010-6121616	Employer	2,036.70								
10/01/2022	TRANSFER FROM SUPERCHOICE P/L PC06C010-6125676	Employer	2,054.15								
07/02/2022	TRANSFER FROM SUPERCHOICE P/L PC06C010-6136640	Employer	2,060.13								
10/03/2022	TRANSFER FROM SUPERCHOICE P/L PC06C006-6142959	Employer	2,108.31								
07/04/2022	TRANSFER FROM SUPERCHOICE P/L PC06C006-6147863	Employer	2,015.48								
06/05/2022	TRANSFER FROM SUPERCHOICE P/L PC06C006-6152961	Employer	2,083.08								
21/06/2022	TRANSFER FROM SUPERCHOICE P/L PC200622-116867493	Employer	1,996.32								
<b>Total - Krepp, John Frederik</b>			<b>24,476.60</b>	<b>0.00</b>	<b>0.00</b>	<b>0.00</b>			<b>0.00</b>	<b>0.00</b>	<b>0.00</b>

**Krepp, Vicki Anne**

		Ledger Data				SuperStream Data					
Date	Transaction Description	Contribution Type	Concessional	Non-Concession	Other	Reserves	Contribution	Employer	Concessional	Non-Concess	Other

02/07/2021	TRANSFER FROM QUICKSUPER QUICKSPR2997611 853	Employer	73.45
09/07/2021	TRANSFER FROM QUICKSUPER QUICKSPR3002092 294	Employer	38.66
23/07/2021	TRANSFER FROM QUICKSUPER QUICKSPR3011396 385	Employer	41.52
06/08/2021	TRANSFER FROM QUICKSUPER QUICKSPR3020344 975	Employer	120.27
30/08/2021	TRANSFER FROM QUICKSUPER QUICKSPR3035005 863	Employer	157.04
16/09/2021	TRANSFER FROM QUICKSUPER QUICKSPR3046766 640	Employer	157.04
17/09/2021	TRANSFER FROM QUICKSUPER QUICKSPR3047594 389	Employer	1.05
27/09/2021	TRANSFER FROM QUICKSUPER QUICKSPR3052866 747	Employer	157.04
12/10/2021	TRANSFER FROM QUICKSUPER QUICKSPR3063020 922	Employer	157.04
28/10/2021	TRANSFER FROM QUICKSUPER QUICKSPR3073573 096	Employer	157.04
10/11/2021	TRANSFER FROM QUICKSUPER QUICKSPR3082008 582	Employer	157.04
29/11/2021	TRANSFER FROM QUICKSUPER QUICKSPR3094462 891	Employer	157.04
16/12/2021	TRANSFER FROM	Employer	157.04



	QUICKSPR3106780 778		
24/12/2021	TRANSFER FROM QUICKSUPER QUICKSPR3112157 894	Employer	157.04
07/01/2022	TRANSFER FROM QUICKSUPER QUICKSPR3119426 596	Employer	157.04
21/01/2022	TRANSFER FROM QUICKSUPER QUICKSPR3128744 882	Employer	157.04
02/02/2022	TRANSFER FROM QUICKSUPER QUICKSPR3136186 180	Employer	157.04
14/02/2022	TRANSFER FROM QUICKSUPER QUICKSPR3144109 197	Employer	157.04
03/03/2022	TRANSFER FROM QUICKSUPER QUICKSPR3156933 877	Employer	130.87
18/03/2022	TRANSFER FROM QUICKSUPER QUICKSPR3167587 041	Employer	157.04
31/03/2022	TRANSFER FROM QUICKSUPER QUICKSPR3176269 283	Employer	157.04
14/04/2022	TRANSFER FROM QUICKSUPER QUICKSPR3186020 707	Employer	104.69
28/04/2022	TRANSFER FROM QUICKSUPER QUICKSPR3194591 253	Employer	157.04
13/05/2022	TRANSFER FROM QUICKSUPER QUICKSPR3205853 346	Employer	157.04
30/05/2022	TRANSFER FROM QUICKSUPER QUICKSPR3217198 058	Employer	157.04

14/06/2022	TRANSFER FROM QUICKSUPER QUICKSPR3228075 444	Employer	157.04				
23/06/2022	TRANSFER FROM QUICKSUPER QUICKSPR3235324 743	Employer	157.04				
23/06/2022	TRANSFER FROM ATO ATO0090000162695 88	Employer	462.05				
<b>Total - Krepp, Vicki Anne</b>			<b>4,113.36</b>	<b>0.00</b>	<b>0.00</b>	<b>0.00</b>	<b>0.00 0.00 0.00</b>
<b>Total for All Members</b>			<b>28,589.96</b>	<b>0.00</b>	<b>0.00</b>	<b>0.00</b>	

# 24700 - Changes in Market Values of Investments

2022 Financial Year

Preparer Shelley Lian

Reviewer Steven Lee

Status Ready for Review

Account Code	Description	CY Balance	LY Balance	Change
24700	Changes in Market Values of Investments	\$106,138.18	(\$86,715.75)	(222.4)%
<b>TOTAL</b>		<b>CY Balance</b>	<b>LY Balance</b>	
		\$106,138.18	(\$86,715.75)	

## Supporting Documents

- Realised Capital Gain Report [Report](#)
- Net Capital Gains Reconciliation [Report](#)
- Market Movement [Report](#)

## Standard Checklist

- Attach copies of Source Documentation (Contract Notes, Broker Statements, Chess Statements, Contracts of Sale, Managed Fund Statements etc)
- Attach copy of Market Movement report
- Attach copy of Net Capital Gains Reconciliation
- Attach copy of Realised Capital Gain Report
- Ensure all Asset Disposals have been entered
- Ensure all Market Values have been entered for June 30
- Ensure all Tax Deferred Distributions have been entered

# KREPP SUPERANNUATION FUND

## Market Movement Report

As at 30 June 2022

Investment	Date	Description	Unrealised				Realised			Total
			Units	Accounting Cost Movement	Market Movement	Depreciation	Balance	Consideration	Accounting Cost Base	
1211.HKX - BYD Co - Ordinary Shares - Class H										
	01/07/2021	Opening Balance	1,500.00	0.00	0.00	0.00	59,658.75	0.00	0.00	0.00
	08/07/2021	Purchase	2,000.00	81,252.57	0.00	0.00	140,911.32	0.00	0.00	0.00
	08/07/2021	Purchase	3,000.00	120,446.93	0.00	0.00	261,358.25	0.00	0.00	0.00
	13/07/2021	Disposal	(6,500.00)	(262,066.98)	0.00	0.00	(708.73)	241,039.85	262,066.98	(21,027.13)
	13/07/2021	Writeback	0.00	0.00	708.73	0.00	0.00	0.00	0.00	0.00
	15/07/2021	Purchase	500.00	20,665.38	0.00	0.00	20,665.38	0.00	0.00	0.00
	15/07/2021	Purchase	6,000.00	247,753.20	0.00	0.00	268,418.58	0.00	0.00	0.00
	20/07/2021	Disposal	(6,500.00)	(268,418.58)	0.00	0.00	0.00	234,992.48	268,418.58	(33,426.10)
	28/07/2021	Purchase	500.00	20,385.84	0.00	0.00	20,385.84	0.00	0.00	0.00
	30/07/2021	Disposal	(500.00)	(20,385.84)	0.00	0.00	0.00	17,647.16	20,385.84	(2,738.68)
	04/08/2021	Purchase	2,500.00	113,636.10	0.00	0.00	113,636.10	0.00	0.00	0.00
	17/08/2021	Purchase	500.00	24,141.22	0.00	0.00	137,777.32	0.00	0.00	0.00
	18/08/2021	Disposal	(3,000.00)	(137,777.32)	0.00	0.00	0.00	130,382.82	137,777.32	(7,394.50)
	30/04/2022	Revaluation	0.00	0.00	3,399.45	0.00	3,399.45	0.00	0.00	0.00
	31/05/2022	Revaluation	0.00	0.00	10,100.85	0.00	13,500.30	0.00	0.00	0.00
	28/06/2022	Purchase	2,000.00	117,710.78	0.00	0.00	131,211.08	0.00	0.00	0.00
	30/06/2022	Revaluation	0.00	0.00	(15,039.48)	0.00	116,171.60	0.00	0.00	0.00
	<b>30/06/2022</b>		<b>2,000.00</b>	<b>57,343.30</b>	<b>(830.45)</b>	<b>0.00</b>	<b>116,171.60</b>	<b>624,062.31</b>	<b>688,648.72</b>	<b>(64,586.41)</b>
AGL.AXW - AGL Energy Limited.										
	01/07/2021	Opening Balance	0.00	0.00	0.00	0.00	0.00	0.00	0.00	0.00
	06/01/2022	Purchase	3,500.00	21,933.46	0.00	0.00	21,933.46	0.00	0.00	0.00
	27/01/2022	Disposal	(3,500.00)	(21,933.46)	0.00	0.00	0.00	24,857.62	21,933.46	2,924.16
	01/06/2022	Purchase	5,600.00	49,334.21	0.00	0.00	49,334.21	0.00	0.00	0.00
	01/06/2022	Purchase	5,600.00	48,643.32	0.00	0.00	97,977.53	0.00	0.00	0.00
	09/06/2022	Disposal	(11,200.00)	(97,977.53)	0.00	0.00	0.00	97,690.02	97,977.53	(287.51)
	<b>30/06/2022</b>		<b>0.00</b>	<b>0.00</b>	<b>0.00</b>	<b>0.00</b>	<b>0.00</b>	<b>122,547.64</b>	<b>119,910.99</b>	<b>2,636.65</b>
ARG.AX - Argo Investments Limited										
	01/07/2021	Opening Balance	2,460.00	0.00	0.00	0.00	21,967.80	0.00	0.00	0.00
	14/07/2021	Disposal	(2,460.00)	(21,558.28)	0.00	0.00	409.52	22,332.44	21,558.28	774.16
	14/07/2021	Writeback	0.00	0.00	(409.52)	0.00	0.00	0.00	0.00	0.00
	30/04/2022	Revaluation	0.00	0.00	1,525.20	0.00	1,525.20	0.00	0.00	0.00
	31/05/2022	Revaluation	0.00	0.00	(221.40)	0.00	1,303.80	0.00	0.00	0.00
	30/06/2022	Revaluation	0.00	0.00	(1,303.80)	0.00	0.00	0.00	0.00	0.00

# KREPP SUPERANNUATION FUND

## Market Movement Report

As at 30 June 2022

Investment	Date	Description	Unrealised				Realised			Total
			Units	Accounting Cost Movement	Market Movement	Depreciation	Balance	Consideration	Accounting Cost Base	
	<b>30/06/2022</b>		<b>0.00</b>	<b>(21,558.28)</b>	<b>(409.52)</b>	<b>0.00</b>	<b>0.00</b>	<b>22,332.44</b>	<b>21,558.28</b>	<b>774.16</b>
ARU.AX - Arafura Resources Limited										
	02/06/2022	Purchase	220,000.00	101,311.32	0.00	0.00	101,311.32	0.00	0.00	0.00
	02/06/2022	Disposal	(220,000.00)	(101,311.32)	0.00	0.00	0.00	107,276.94	101,311.32	5,965.62
	<b>30/06/2022</b>		<b>0.00</b>	<b>0.00</b>	<b>0.00</b>	<b>0.00</b>	<b>0.00</b>	<b>107,276.94</b>	<b>101,311.32</b>	<b>5,965.62</b>
AST.AX - Ausnet Services Limited										
	01/07/2021	Opening Balance	0.00	0.00	0.00	0.00	0.00	0.00	0.00	0.00
	20/08/2021	Purchase	10,300.00	20,055.53	0.00	0.00	20,055.53	0.00	0.00	0.00
	15/09/2021	Disposal	(10,300.00)	(20,055.53)	0.00	0.00	0.00	20,062.90	20,055.53	7.37
	04/11/2021	Purchase	19,000.00	49,264.13	0.00	0.00	49,264.13	0.00	0.00	0.00
	10/11/2021	Disposal	(19,000.00)	(49,264.13)	0.00	0.00	0.00	48,966.08	49,264.13	(298.05)
	<b>30/06/2022</b>		<b>0.00</b>	<b>0.00</b>	<b>0.00</b>	<b>0.00</b>	<b>0.00</b>	<b>69,028.98</b>	<b>69,319.66</b>	<b>(290.68)</b>
AZJ.AX - Aurizon Holdings Limited										
	20/08/2021	Purchase	4,930.00	20,037.82	0.00	0.00	20,037.82	0.00	0.00	0.00
	07/09/2021	Disposal	(4,930.00)	(20,037.82)	0.00	0.00	0.00	18,664.15	20,037.82	(1,373.67)
	<b>30/06/2022</b>		<b>0.00</b>	<b>0.00</b>	<b>0.00</b>	<b>0.00</b>	<b>0.00</b>	<b>18,664.15</b>	<b>20,037.82</b>	<b>(1,373.67)</b>
AZL.AX - Arizona Lithium Limited										
	06/04/2022	Purchase	300,000.00	61,567.65	0.00	0.00	61,567.65	0.00	0.00	0.00
	06/04/2022	Disposal	(300,000.00)	(61,567.65)	0.00	0.00	0.00	64,429.05	61,567.65	2,861.40
	<b>30/06/2022</b>		<b>0.00</b>	<b>0.00</b>	<b>0.00</b>	<b>0.00</b>	<b>0.00</b>	<b>64,429.05</b>	<b>61,567.65</b>	<b>2,861.40</b>
BHP.AX - BHP Group Limited										
	01/07/2021	Opening Balance	0.00	0.00	0.00	0.00	0.00	0.00	0.00	0.00
	20/08/2021	Purchase	1,580.00	77,129.06	0.00	0.00	77,129.06	0.00	0.00	0.00
	25/08/2021	Disposal	(1,580.00)	(77,129.06)	0.00	0.00	0.00	70,364.34	77,129.06	(6,764.72)
	<b>30/06/2022</b>		<b>0.00</b>	<b>0.00</b>	<b>0.00</b>	<b>0.00</b>	<b>0.00</b>	<b>70,364.34</b>	<b>77,129.06</b>	<b>(6,764.72)</b>
CHR.AX - Charger Metals NI										
	09/02/2022	Purchase	9,460.00	7,919.05	0.00	0.00	7,919.05	0.00	0.00	0.00
	11/02/2022	Purchase	2,544.00	2,093.31	0.00	0.00	10,012.36	0.00	0.00	0.00
	16/02/2022	Disposal	(12,004.00)	(10,012.36)	0.00	0.00	0.00	8,983.05	10,012.36	(1,029.31)
	<b>30/06/2022</b>		<b>0.00</b>	<b>0.00</b>	<b>0.00</b>	<b>0.00</b>	<b>0.00</b>	<b>8,983.05</b>	<b>10,012.36</b>	<b>(1,029.31)</b>

# KREPP SUPERANNUATION FUND

## Market Movement Report

As at 30 June 2022

Investment	Date	Description	Unrealised				Realised			Total
			Units	Accounting Cost Movement	Market Movement	Depreciation	Balance	Consideration	Accounting Cost Base	
CNEW.AX - Vaneck China New Economy Etf										
	24/06/2022	Purchase	1,255.00	10,022.30	0.00	0.00	10,022.30	0.00	0.00	0.00
	30/06/2022	Revaluation	0.00	0.00	544.80	0.00	10,567.10	0.00	0.00	0.00
	<b>30/06/2022</b>		<b>1,255.00</b>	<b>10,022.30</b>	<b>544.80</b>	<b>0.00</b>	<b>10,567.10</b>	<b>0.00</b>	<b>0.00</b>	<b>0.00</b>
COB.AX - Cobalt Blue Holdings Limited										
	01/07/2021	Opening Balance	0.00	0.00	0.00	0.00	0.00	0.00	0.00	0.00
	18/05/2022	Purchase	19,000.00	15,324.95	0.00	0.00	15,324.95	0.00	0.00	0.00
	30/05/2022	Disposal	(19,000.00)	(15,324.95)	0.00	0.00	0.00	15,360.20	15,324.95	35.25
	01/06/2022	Purchase	22,600.00	20,023.00	0.00	0.00	20,023.00	0.00	0.00	0.00
	02/06/2022	Purchase	15,000.00	14,044.95	0.00	0.00	34,067.95	0.00	0.00	0.00
	09/06/2022	Disposal	(37,600.00)	(34,067.95)	0.00	0.00	0.00	28,168.98	34,067.95	(5,898.97)
	<b>30/06/2022</b>		<b>0.00</b>	<b>0.00</b>	<b>0.00</b>	<b>0.00</b>	<b>0.00</b>	<b>43,529.18</b>	<b>49,392.90</b>	<b>(5,863.72)</b>
CXO.AX - Core Lithium Ltd										
	01/04/2022	Purchase	35,000.00	45,374.86	0.00	0.00	45,374.86	0.00	0.00	0.00
	04/04/2022	Purchase	65,000.00	90,100.25	0.00	0.00	135,475.11	0.00	0.00	0.00
	05/04/2022	Disposal	(100,000.00)	(135,475.11)	0.00	0.00	0.00	145,024.18	135,475.11	9,549.07
	<b>30/06/2022</b>		<b>0.00</b>	<b>0.00</b>	<b>0.00</b>	<b>0.00</b>	<b>0.00</b>	<b>145,024.18</b>	<b>135,475.11</b>	<b>9,549.07</b>
CYM.AX - Cyprium Metals Limited										
	13/04/2022	Purchase	50,000.00	10,019.95	0.00	0.00	10,019.95	0.00	0.00	0.00
	23/05/2022	Disposal	(50,000.00)	(10,019.95)	0.00	0.00	0.00	7,730.05	10,019.95	(2,289.90)
	<b>30/06/2022</b>		<b>0.00</b>	<b>0.00</b>	<b>0.00</b>	<b>0.00</b>	<b>0.00</b>	<b>7,730.05</b>	<b>10,019.95</b>	<b>(2,289.90)</b>
DBA:US.AX - DBA:US.AX										
	09/06/2022	Purchase	625.00	19,499.68	0.00	0.00	19,499.68	0.00	0.00	0.00
	21/06/2022	Disposal	(625.00)	(19,499.68)	0.00	0.00	0.00	19,275.96	19,499.68	(223.72)
	<b>30/06/2022</b>		<b>0.00</b>	<b>0.00</b>	<b>0.00</b>	<b>0.00</b>	<b>0.00</b>	<b>19,275.96</b>	<b>19,499.68</b>	<b>(223.72)</b>
DTC.AX - Damstra Holdings Limited										
	27/07/2021	Purchase	10,000.00	10,419.95	0.00	0.00	10,419.95	0.00	0.00	0.00
	18/08/2021	Disposal	(10,000.00)	(10,419.95)	0.00	0.00	0.00	10,696.55	10,419.95	276.60
	<b>30/06/2022</b>		<b>0.00</b>	<b>0.00</b>	<b>0.00</b>	<b>0.00</b>	<b>0.00</b>	<b>10,696.55</b>	<b>10,419.95</b>	<b>276.60</b>
FLT.AX - Flight Centre Travel Group Limited										
	18/02/2022	Purchase	1,000.00	21,058.62	0.00	0.00	21,058.62	0.00	0.00	0.00
	22/02/2022	Disposal	(1,000.00)	(21,058.62)	0.00	0.00	0.00	20,362.57	21,058.62	(696.05)
	<b>30/06/2022</b>		<b>0.00</b>	<b>0.00</b>	<b>0.00</b>	<b>0.00</b>	<b>0.00</b>	<b>20,362.57</b>	<b>21,058.62</b>	<b>(696.05)</b>

# KREPP SUPERANNUATION FUND

## Market Movement Report

As at 30 June 2022

Investment	Date	Description	Unrealised				Realised			Total
			Units	Accounting Cost Movement	Market Movement	Depreciation	Balance	Consideration	Accounting Cost Base	
FMG.AX - Fortescue Metals Group Ltd										
	01/07/2021	Opening Balance	0.00	0.00	0.00	0.00	0.00	0.00	0.00	0.00
	04/02/2022	Purchase	9,700.00	198,329.35	0.00	0.00	198,329.35	0.00	0.00	0.00
	16/02/2022	Disposal	(9,700.00)	(198,329.35)	0.00	0.00	0.00	218,696.54	198,329.35	20,367.19
	04/04/2022	Purchase	1,000.00	20,672.72	0.00	0.00	20,672.72	0.00	0.00	0.00
	12/04/2022	Purchase	460.00	10,075.55	0.00	0.00	30,748.27	0.00	0.00	0.00
	21/04/2022	Disposal	(1,460.00)	(30,748.27)	0.00	0.00	0.00	31,661.73	30,748.27	913.46
	<b>30/06/2022</b>		<b>0.00</b>	<b>0.00</b>	<b>0.00</b>	<b>0.00</b>	<b>0.00</b>	<b>250,358.27</b>	<b>229,077.62</b>	<b>21,280.65</b>
FOOD.AX - Betashares Global Agriculture Etf - Currency Hedged										
	21/04/2022	Purchase	3,275.00	29,015.63	0.00	0.00	29,015.63	0.00	0.00	0.00
	23/05/2022	Disposal	(3,275.00)	(29,015.63)	0.00	0.00	0.00	26,138.46	29,015.63	(2,877.17)
	<b>30/06/2022</b>		<b>0.00</b>	<b>0.00</b>	<b>0.00</b>	<b>0.00</b>	<b>0.00</b>	<b>26,138.46</b>	<b>29,015.63</b>	<b>(2,877.17)</b>
GMG.AX2 - Goodman Group										
	26/07/2021	Purchase	904.00	20,013.95	0.00	0.00	20,013.95	0.00	0.00	0.00
	17/08/2021	Disposal	(904.00)	(20,013.95)	0.00	0.00	0.00	20,696.89	20,013.95	682.94
	<b>30/06/2022</b>		<b>0.00</b>	<b>0.00</b>	<b>0.00</b>	<b>0.00</b>	<b>0.00</b>	<b>20,696.89</b>	<b>20,013.95</b>	<b>682.94</b>
HLS.AX - Healius Limited										
	26/07/2021	Purchase	4,300.00	20,318.33	0.00	0.00	20,318.33	0.00	0.00	0.00
	01/09/2021	Disposal	(4,300.00)	(20,318.33)	0.00	0.00	0.00	20,789.11	20,318.33	470.78
	<b>30/06/2022</b>		<b>0.00</b>	<b>0.00</b>	<b>0.00</b>	<b>0.00</b>	<b>0.00</b>	<b>20,789.11</b>	<b>20,318.33</b>	<b>470.78</b>
HVN.AX - Harvey Norman Holdings Limited										
	20/08/2021	Purchase	3,430.00	20,156.24	0.00	0.00	20,156.24	0.00	0.00	0.00
	07/09/2021	Disposal	(3,430.00)	(20,156.24)	0.00	0.00	0.00	18,080.45	20,156.24	(2,075.79)
	<b>30/06/2022</b>		<b>0.00</b>	<b>0.00</b>	<b>0.00</b>	<b>0.00</b>	<b>0.00</b>	<b>18,080.45</b>	<b>20,156.24</b>	<b>(2,075.79)</b>
IGE:US.AX - IGE:US.AX										
	09/06/2022	Purchase	313.00	19,582.55	0.00	0.00	19,582.55	0.00	0.00	0.00
	21/06/2022	Disposal	(313.00)	(19,582.55)	0.00	0.00	0.00	17,363.57	19,582.55	(2,218.98)
	<b>30/06/2022</b>		<b>0.00</b>	<b>0.00</b>	<b>0.00</b>	<b>0.00</b>	<b>0.00</b>	<b>17,363.57</b>	<b>19,582.55</b>	<b>(2,218.98)</b>
IZZ.AX - Ishares China Large-Cap Etf - Chess Depository Interests 1:1 Ishchina										
	01/07/2021	Opening Balance	0.00	0.00	0.00	0.00	0.00	0.00	0.00	0.00
	<b>30/06/2022</b>		<b>0.00</b>	<b>0.00</b>	<b>0.00</b>	<b>0.00</b>	<b>0.00</b>	<b>0.00</b>	<b>0.00</b>	<b>0.00</b>

# KREPP SUPERANNUATION FUND

## Market Movement Report

As at 30 June 2022

Investment	Date	Description	Unrealised				Realised			Total
			Units	Accounting Cost Movement	Market Movement	Depreciation	Balance	Consideration	Accounting Cost Base	
IZZ2 - ISHARES CHINA LARGE-CAP ETF - CHESS DEPOSITARY INTERESTS 1:1 ISHCHINA										
	27/06/2022	Purchase	1,000.00	48,172.93	0.00	0.00	48,172.93	0.00	0.00	0.00
	28/06/2022	Purchase	557.00	27,099.98	0.00	0.00	75,272.91	0.00	0.00	0.00
	30/06/2022	Revaluation	0.00	0.00	(13,382.16)	0.00	61,890.75	0.00	0.00	0.00
	30/06/2022	Revaluation	0.00	0.00	14,916.06	0.00	76,806.81	0.00	0.00	0.00
	<b>30/06/2022</b>		<b>1,557.00</b>	<b>75,272.91</b>	<b>1,533.90</b>	<b>0.00</b>	<b>76,806.81</b>	<b>0.00</b>	<b>0.00</b>	<b>0.00</b>
JLG.AX - Johns Lyng Group Limited										
	11/08/2021	Purchase	3,300.00	20,053.03	0.00	0.00	20,053.03	0.00	0.00	0.00
	26/08/2021	Disposal	(3,300.00)	(20,053.03)	0.00	0.00	0.00	19,972.17	20,053.03	(80.86)
	<b>30/06/2022</b>		<b>0.00</b>	<b>0.00</b>	<b>0.00</b>	<b>0.00</b>	<b>0.00</b>	<b>19,972.17</b>	<b>20,053.03</b>	<b>(80.86)</b>
LPI.AX - Lithium Power International Limited										
	25/03/2022	Purchase	30,000.00	21,173.27	0.00	0.00	21,173.27	0.00	0.00	0.00
	05/04/2022	Disposal	(30,000.00)	(21,173.27)	0.00	0.00	0.00	26,020.05	21,173.27	4,846.78
	20/04/2022	Purchase	15,000.00	13,064.37	0.00	0.00	13,064.37	0.00	0.00	0.00
	23/05/2022	Disposal	(15,000.00)	(13,064.37)	0.00	0.00	0.00	8,755.05	13,064.37	(4,309.32)
	<b>30/06/2022</b>		<b>0.00</b>	<b>0.00</b>	<b>0.00</b>	<b>0.00</b>	<b>0.00</b>	<b>34,775.10</b>	<b>34,237.64</b>	<b>537.46</b>
LYC.AX - Lynas Rare Earths Limited										
	01/07/2021	Opening Balance	0.00	0.00	0.00	0.00	0.00	0.00	0.00	0.00
	13/08/2021	Purchase	2,600.00	20,120.11	0.00	0.00	20,120.11	0.00	0.00	0.00
	19/08/2021	Disposal	(2,600.00)	(20,120.11)	0.00	0.00	0.00	19,041.19	20,120.11	(1,078.92)
	06/04/2022	Purchase	4,300.00	49,461.35	0.00	0.00	49,461.35	0.00	0.00	0.00
	08/04/2022	Disposal	(4,300.00)	(49,461.35)	0.00	0.00	0.00	43,898.15	49,461.35	(5,563.20)
	<b>30/06/2022</b>		<b>0.00</b>	<b>0.00</b>	<b>0.00</b>	<b>0.00</b>	<b>0.00</b>	<b>62,939.34</b>	<b>69,581.46</b>	<b>(6,642.12)</b>
MAH.AX - Macmahon Holdings Limited - Ordinary Fully Paid										
	19/08/2021	Purchase	93,000.00	21,413.53	0.00	0.00	21,413.53	0.00	0.00	0.00
	14/09/2021	Disposal	(93,000.00)	(21,413.53)	0.00	0.00	0.00	20,212.38	21,413.53	(1,201.15)
	<b>30/06/2022</b>		<b>0.00</b>	<b>0.00</b>	<b>0.00</b>	<b>0.00</b>	<b>0.00</b>	<b>20,212.38</b>	<b>21,413.53</b>	<b>(1,201.15)</b>
MFF.AX - MFF Capital Investments Limited										
	26/07/2021	Purchase	6,800.00	20,013.99	0.00	0.00	20,013.99	0.00	0.00	0.00
	09/08/2021	Disposal	(6,800.00)	(20,013.99)	0.00	0.00	0.00	19,698.31	20,013.99	(315.68)
	19/08/2021	Purchase	6,800.00	20,150.14	0.00	0.00	20,150.14	0.00	0.00	0.00
	08/09/2021	Disposal	(6,800.00)	(20,150.14)	0.00	0.00	0.00	19,970.01	20,150.14	(180.13)
	<b>30/06/2022</b>		<b>0.00</b>	<b>0.00</b>	<b>0.00</b>	<b>0.00</b>	<b>0.00</b>	<b>39,668.32</b>	<b>40,164.13</b>	<b>(495.81)</b>



# KREPP SUPERANNUATION FUND

## Market Movement Report

As at 30 June 2022

Investment	Date	Description	Unrealised				Realised			Total
			Units	Accounting Cost Movement	Market Movement	Depreciation	Balance	Consideration	Accounting Cost Base	
MGOC.AX - Magellan Global Fund (open Class) (managed Fund)										
	27/07/2021	Purchase	7,200.00	20,038.02	0.00	0.00	20,038.02	0.00	0.00	0.00
	17/08/2021	Disposal	(7,200.00)	(20,038.02)	0.00	0.00	0.00	19,922.07	20,038.02	(115.95)
	<b>30/06/2022</b>		<b>0.00</b>	<b>0.00</b>	<b>0.00</b>	<b>0.00</b>	<b>0.00</b>	<b>19,922.07</b>	<b>20,038.02</b>	<b>(115.95)</b>
MNRS.AX1 - Betashares Global Gold Miners Etf - Currency Hedged										
	21/04/2022	Purchase	4,180.00	29,292.19	0.00	0.00	29,292.19	0.00	0.00	0.00
	23/05/2022	Disposal	(4,180.00)	(29,292.19)	0.00	0.00	0.00	22,547.17	29,292.19	(6,745.02)
	<b>30/06/2022</b>		<b>0.00</b>	<b>0.00</b>	<b>0.00</b>	<b>0.00</b>	<b>0.00</b>	<b>22,547.17</b>	<b>29,292.19</b>	<b>(6,745.02)</b>
MVR.AX - Vaneck Australian Resources Etf										
	21/04/2022	Purchase	763.00	29,285.60	0.00	0.00	29,285.60	0.00	0.00	0.00
	23/05/2022	Disposal	(763.00)	(29,285.60)	0.00	0.00	0.00	26,469.84	29,285.60	(2,815.76)
	<b>30/06/2022</b>		<b>0.00</b>	<b>0.00</b>	<b>0.00</b>	<b>0.00</b>	<b>0.00</b>	<b>26,469.84</b>	<b>29,285.60</b>	<b>(2,815.76)</b>
NCM.AX - Newcrest Mining Limited										
	04/04/2022	Purchase	750.00	20,279.79	0.00	0.00	20,279.79	0.00	0.00	0.00
	21/04/2022	Disposal	(750.00)	(20,279.79)	0.00	0.00	0.00	21,609.96	20,279.79	1,330.17
	<b>30/06/2022</b>		<b>0.00</b>	<b>0.00</b>	<b>0.00</b>	<b>0.00</b>	<b>0.00</b>	<b>21,609.96</b>	<b>20,279.79</b>	<b>1,330.17</b>
NHC.AXW - New Hope Corporation Limited										
	11/04/2022	Purchase	10,600.00	40,218.19	0.00	0.00	40,218.19	0.00	0.00	0.00
	12/04/2022	Purchase	4,800.00	18,596.44	0.00	0.00	58,814.63	0.00	0.00	0.00
	30/05/2022	Disposal	(15,400.00)	(58,814.63)	0.00	0.00	0.00	58,455.63	58,814.63	(359.00)
	<b>30/06/2022</b>		<b>0.00</b>	<b>0.00</b>	<b>0.00</b>	<b>0.00</b>	<b>0.00</b>	<b>58,455.63</b>	<b>58,814.63</b>	<b>(359.00)</b>
NSC.AX - Naos Small Cap Opportunities Company Limited										
	27/07/2021	Purchase	20,000.00	20,022.00	0.00	0.00	20,022.00	0.00	0.00	0.00
	09/08/2021	Disposal	(20,000.00)	(20,022.00)	0.00	0.00	0.00	18,970.05	20,022.00	(1,051.95)
	<b>30/06/2022</b>		<b>0.00</b>	<b>0.00</b>	<b>0.00</b>	<b>0.00</b>	<b>0.00</b>	<b>18,970.05</b>	<b>20,022.00</b>	<b>(1,051.95)</b>
NXM.AX - Nexus Minerals Limited										
	04/04/2022	Purchase	45,007.00	19,588.12	0.00	0.00	19,588.12	0.00	0.00	0.00
	11/04/2022	Disposal	(45,007.00)	(19,588.12)	0.00	0.00	0.00	20,006.09	19,588.12	417.97
	<b>30/06/2022</b>		<b>0.00</b>	<b>0.00</b>	<b>0.00</b>	<b>0.00</b>	<b>0.00</b>	<b>20,006.09</b>	<b>19,588.12</b>	<b>417.97</b>
OOO.AX1 - Betashares Crude Oil Index Etf-currency Hedged (synthetic)										
	07/03/2022	Purchase	14,000.00	132,725.84	0.00	0.00	132,725.84	0.00	0.00	0.00
	17/03/2022	Disposal	(14,000.00)	(132,725.84)	0.00	0.00	0.00	119,148.79	132,725.84	(13,577.05)
	25/03/2022	Purchase	2,100.00	20,035.01	0.00	0.00	20,035.01	0.00	0.00	0.00

# KREPP SUPERANNUATION FUND

## Market Movement Report

As at 30 June 2022

Investment	Date	Description	Unrealised				Realised			Total
			Units	Accounting Cost Movement	Market Movement	Depreciation	Balance	Consideration	Accounting Cost Base	
	04/04/2022	Disposal	(2,100.00)	(20,035.01)	0.00	0.00	0.00	18,480.65	20,035.01	(1,554.36)
	<b>30/06/2022</b>		<b>0.00</b>	<b>0.00</b>	<b>0.00</b>	<b>0.00</b>	<b>0.00</b>	<b>137,629.44</b>	<b>152,760.85</b>	<b>(15,131.41)</b>
PDL.AX - Pental Group Limited										
	20/08/2021	Purchase	2,410.00	20,108.54	0.00	0.00	20,108.54	0.00	0.00	0.00
	08/09/2021	Disposal	(2,410.00)	(20,108.54)	0.00	0.00	0.00	21,389.30	20,108.54	1,280.76
	<b>30/06/2022</b>		<b>0.00</b>	<b>0.00</b>	<b>0.00</b>	<b>0.00</b>	<b>0.00</b>	<b>21,389.30</b>	<b>20,108.54</b>	<b>1,280.76</b>
PLS.AX - Pilbara Minerals Limited										
	01/07/2021	Opening Balance	0.00	0.00	0.00	0.00	0.00	0.00	0.00	0.00
	23/07/2021	Purchase	155,000.00	234,307.46	0.00	0.00	234,307.46	0.00	0.00	0.00
	18/08/2021	Disposal	(155,000.00)	(234,307.46)	0.00	0.00	0.00	254,788.73	234,307.46	20,481.27
	02/09/2021	Purchase	9,100.00	20,133.12	0.00	0.00	20,133.12	0.00	0.00	0.00
	07/09/2021	Purchase	15,880.00	36,723.15	0.00	0.00	56,856.27	0.00	0.00	0.00
	14/09/2021	Disposal	(24,980.00)	(56,856.27)	0.00	0.00	0.00	52,150.77	56,856.27	(4,705.50)
	17/09/2021	Purchase	20,000.00	49,654.56	0.00	0.00	49,654.56	0.00	0.00	0.00
	22/09/2021	Disposal	(20,000.00)	(49,654.56)	0.00	0.00	0.00	41,958.40	49,654.56	(7,696.16)
	04/11/2021	Purchase	109,500.00	253,223.25	0.00	0.00	253,223.25	0.00	0.00	0.00
	10/11/2021	Purchase	19,360.00	46,127.49	0.00	0.00	299,350.74	0.00	0.00	0.00
	10/11/2021	Purchase	2,150.00	5,158.45	0.00	0.00	304,509.19	0.00	0.00	0.00
	24/11/2021	Purchase	124,900.00	308,842.35	0.00	0.00	613,351.54	0.00	0.00	0.00
	24/11/2021	Disposal	(131,010.00)	(323,435.97)	0.00	0.00	289,915.57	308,843.50	323,435.97	(14,592.47)
	01/12/2021	Purchase	20,000.00	49,854.78	0.00	0.00	339,770.35	0.00	0.00	0.00
	01/12/2021	Disposal	(124,900.00)	(293,519.53)	0.00	0.00	46,250.82	286,954.00	293,519.53	(6,565.53)
	03/12/2021	Purchase	2,343.00	6,018.03	0.00	0.00	52,268.85	0.00	0.00	0.00
	08/12/2021	Disposal	(22,343.00)	(52,268.85)	0.00	0.00	0.00	54,456.95	52,268.85	2,188.10
	15/12/2021	Purchase	93,922.00	252,282.67	0.00	0.00	252,282.67	0.00	0.00	0.00
	24/12/2021	Disposal	(93,922.00)	(252,282.67)	0.00	0.00	0.00	242,052.21	252,282.67	(10,230.46)
	25/03/2022	Purchase	44,000.00	136,109.56	0.00	0.00	136,109.56	0.00	0.00	0.00
	29/03/2022	Disposal	(44,000.00)	(136,109.56)	0.00	0.00	0.00	141,974.43	136,109.56	5,864.87
	<b>30/06/2022</b>		<b>0.00</b>	<b>0.00</b>	<b>0.00</b>	<b>0.00</b>	<b>0.00</b>	<b>1,383,178.99</b>	<b>1,398,434.87</b>	<b>(15,255.88)</b>
PNV.AX - Polynovo Limited										
	20/06/2022	Purchase	7,600.00	10,165.95	0.00	0.00	10,165.95	0.00	0.00	0.00
	20/06/2022	Disposal	(7,600.00)	(10,165.95)	0.00	0.00	0.00	9,860.05	10,165.95	(305.90)
	<b>30/06/2022</b>		<b>0.00</b>	<b>0.00</b>	<b>0.00</b>	<b>0.00</b>	<b>0.00</b>	<b>9,860.05</b>	<b>10,165.95</b>	<b>(305.90)</b>

# KREPP SUPERANNUATION FUND

## Market Movement Report

As at 30 June 2022

Investment	Date	Description	Unrealised				Realised			Total
			Units	Accounting Cost Movement	Market Movement	Depreciation	Balance	Consideration	Accounting Cost Base	
QAU.AX - Betashares Gold Bullion Etf - Currency Hedged - Exchange Traded Fund Units Fully										
	04/03/2022	Purchase	3,000.00	51,746.86	0.00	0.00	51,746.86	0.00	0.00	0.00
	18/03/2022	Disposal	(3,000.00)	(51,746.86)	0.00	0.00	0.00	50,824.03	51,746.86	(922.83)
	<b>30/06/2022</b>		<b>0.00</b>	<b>0.00</b>	<b>0.00</b>	<b>0.00</b>	<b>0.00</b>	<b>50,824.03</b>	<b>51,746.86</b>	<b>(922.83)</b>
RED.AX - RED 5 Limited										
	04/03/2022	Purchase	60,000.00	18,620.46	0.00	0.00	18,620.46	0.00	0.00	0.00
	07/03/2022	Purchase	70,000.00	22,775.03	0.00	0.00	41,395.49	0.00	0.00	0.00
	14/03/2022	Disposal	(130,000.00)	(41,395.49)	0.00	0.00	0.00	48,047.09	41,395.49	6,651.60
	<b>30/06/2022</b>		<b>0.00</b>	<b>0.00</b>	<b>0.00</b>	<b>0.00</b>	<b>0.00</b>	<b>48,047.09</b>	<b>41,395.49</b>	<b>6,651.60</b>
RNU.AX - Renascor Resources Limited										
	25/03/2022	Purchase	125,000.00	41,295.38	0.00	0.00	41,295.38	0.00	0.00	0.00
	29/03/2022	Disposal	(125,000.00)	(41,295.38)	0.00	0.00	0.00	36,834.43	41,295.38	(4,460.95)
	<b>30/06/2022</b>		<b>0.00</b>	<b>0.00</b>	<b>0.00</b>	<b>0.00</b>	<b>0.00</b>	<b>36,834.43</b>	<b>41,295.38</b>	<b>(4,460.95)</b>
SXG.AX - Southern Cross Gold Ltd										
	07/06/2022	Purchase	14,000.00	9,982.70	0.00	0.00	9,982.70	0.00	0.00	0.00
	22/06/2022	Disposal	(14,000.00)	(9,982.70)	0.00	0.00	0.00	7,050.05	9,982.70	(2,932.65)
	<b>30/06/2022</b>		<b>0.00</b>	<b>0.00</b>	<b>0.00</b>	<b>0.00</b>	<b>0.00</b>	<b>7,050.05</b>	<b>9,982.70</b>	<b>(2,932.65)</b>
TSLA:US.AX - TSLA:US.AX										
	29/09/2021	Purchase	206.00	222,437.99	0.00	0.00	222,437.99	0.00	0.00	0.00
	02/11/2021	Disposal	(206.00)	(222,437.99)	0.00	0.00	0.00	294,853.46	222,437.99	72,415.47
	01/12/2021	Purchase	143.00	231,067.27	0.00	0.00	231,067.27	0.00	0.00	0.00
	08/12/2021	Disposal	(143.00)	(231,067.27)	0.00	0.00	0.00	198,282.22	231,067.27	(32,785.05)
	06/01/2022	Purchase	127.00	211,565.82	0.00	0.00	211,565.82	0.00	0.00	0.00
	25/01/2022	Disposal	(127.00)	(211,565.82)	0.00	0.00	0.00	173,350.43	211,565.82	(38,215.39)
	<b>30/06/2022</b>		<b>0.00</b>	<b>0.00</b>	<b>0.00</b>	<b>0.00</b>	<b>0.00</b>	<b>666,486.11</b>	<b>665,071.08</b>	<b>1,415.03</b>
VDHG.AX - Vanguard Diversified High Growth Index Etf										
	20/08/2021	Purchase	141.00	8,687.22	0.00	0.00	8,687.22	0.00	0.00	0.00
	25/08/2021	Purchase	1,150.00	71,021.53	0.00	0.00	79,708.75	0.00	0.00	0.00
	02/09/2021	Purchase	338.00	21,002.74	0.00	0.00	100,711.49	0.00	0.00	0.00
	15/09/2021	Disposal	(1,629.00)	(100,711.49)	0.00	0.00	0.00	100,245.20	100,711.49	(466.29)
	<b>30/06/2022</b>		<b>0.00</b>	<b>0.00</b>	<b>0.00</b>	<b>0.00</b>	<b>0.00</b>	<b>100,245.20</b>	<b>100,711.49</b>	<b>(466.29)</b>

# KREPP SUPERANNUATION FUND

## Market Movement Report

As at 30 June 2022

Investment	Date	Description	Unrealised				Realised			Total
			Units	Accounting Cost Movement	Market Movement	Depreciation	Balance	Consideration	Accounting Cost Base	
VESG.AX - Vanguard Ethically Conscious International Shares Index Etf										
	03/08/2021	Purchase	300.00	21,870.04	0.00	0.00	21,870.04	0.00	0.00	0.00
	20/08/2021	Disposal	(300.00)	(21,870.04)	0.00	0.00	0.00	22,448.28	21,870.04	578.24
	<b>30/06/2022</b>		<b>0.00</b>	<b>0.00</b>	<b>0.00</b>	<b>0.00</b>	<b>0.00</b>	<b>22,448.28</b>	<b>21,870.04</b>	<b>578.24</b>
WHC.AX - Whitehaven Coal Limited										
	01/07/2021	Opening Balance	0.00	0.00	0.00	0.00	0.00	0.00	0.00	0.00
	11/04/2022	Purchase	9,200.00	40,432.43	0.00	0.00	40,432.43	0.00	0.00	0.00
	21/04/2022	Disposal	(9,200.00)	(40,432.43)	0.00	0.00	0.00	43,054.59	40,432.43	2,622.16
	<b>30/06/2022</b>		<b>0.00</b>	<b>0.00</b>	<b>0.00</b>	<b>0.00</b>	<b>0.00</b>	<b>43,054.59</b>	<b>40,432.43</b>	<b>2,622.16</b>
WOR.AX - Worley Limited										
	03/06/2022	Purchase	3,000.00	45,199.67	0.00	0.00	45,199.67	0.00	0.00	0.00
	07/06/2022	Purchase	2,537.00	38,459.19	0.00	0.00	83,658.86	0.00	0.00	0.00
	10/06/2022	Purchase	5,700.00	86,669.31	0.00	0.00	170,328.17	0.00	0.00	0.00
	17/06/2022	Disposal	(11,237.00)	(170,328.17)	0.00	0.00	0.00	159,404.25	170,328.17	(10,923.92)
	<b>30/06/2022</b>		<b>0.00</b>	<b>0.00</b>	<b>0.00</b>	<b>0.00</b>	<b>0.00</b>	<b>159,404.25</b>	<b>170,328.17</b>	<b>(10,923.92)</b>
WPL.AX - Woodside Petroleum Ltd										
	06/04/2022	Purchase	1,850.00	61,179.96	0.00	0.00	61,179.96	0.00	0.00	0.00
	23/05/2022	Disposal	(1,850.00)	(61,179.96)	0.00	0.00	0.00	55,069.36	61,179.96	(6,110.60)
	<b>30/06/2022</b>		<b>0.00</b>	<b>0.00</b>	<b>0.00</b>	<b>0.00</b>	<b>0.00</b>	<b>55,069.36</b>	<b>61,179.96</b>	<b>(6,110.60)</b>
<b>Total Market Movement</b>					<b>838.73</b>				<b>(106,976.91)</b>	<b>(106,138.18)</b>

KREPP SUPERANNUATION FUND

# Capital Gains Reconciliation Report

For The Period 01 July 2021 - 30 June 2022

	Total	Discounted	Indexed	Other	Notional
<b>Losses available to offset</b>					
Carried forward from prior losses	90,272.28				
Carried forward from prior losses - Collectables	0.00				
Current year capital losses	271,108.83				
Current year capital losses - Collectables	0.00				
<b>Total Losses Available</b>	<b>361,381.11</b>				
<b>Total Losses Available - Collectables</b>	<b>0.00</b>				
<b>Capital Gains</b>					
Capital gains from disposal of assets	164,131.92	0.00	0.00	164,131.92	0.00
Capital gains from disposal of assets - Collectables	0.00	0.00	0.00	0.00	0.00
Capital gains from trust distributions	1.78	1.78	0.00	0.00	0.00
<b>Capital Gains Before Losses applied</b>	<b>164,133.70</b>	<b>1.78</b>	<b>0.00</b>	<b>164,131.92</b>	<b>0.00</b>
<b>Losses and discount applied</b>					
Losses applied	164,133.70	1.78	0.00	164,131.92	0.00
Losses applied - Collectables	0.00	0.00	0.00	0.00	0.00
Capital gains after losses applied	0.00	0.00	0.00	0.00	0.00
Capital gains after losses applied - Collectables	0.00	0.00	0.00	0.00	0.00
CGT Discount applied	0.00				
CGT Discount applied - Collectables	0.00				

KREPP SUPERANNUATION FUND

# Capital Gains Reconciliation Report

For The Period 01 July 2021 - 30 June 2022

---

	Total	Discounted	Indexed	Other	Notional
<b>Net Capital Gain</b>					
Net capital gain	0.00				
Net capital gain - Collectables	0.00				
<b>Total Net Capital Gain (11A)</b>	<b>0.00</b>				
<b>Net Capital Losses Carried Forward to later income</b>					
Net Capital Losses Carried Forward to later income years	197,247.41				
Net Capital Losses Carried Forward to later income years - Collectables	0.00				
<b>Total Net Capital Losses Carried Forward to later income years (14V)</b>	<b>197,247.41</b>				

Note

Refer to Realised Gains Report for details of Disposals at a Security level

Refer to Distribution Reconciliation Report for Trust Distribution details at a Security level

## KREPP SUPERANNUATION FUND

# Realised Capital Gains Report

For The Period 01 July 2021 - 30 June 2022

Investment		Accounting Treatment				Tax Treatment						
Purchase Contract Date	Disposal Contract Date	Units	Cost	Proceeds	Accounting Profit/(Loss)	Adjusted Cost Base	Reduced Cost Base	Indexed Cost Base	Indexed Gains	Discounted Gains (Gross)	Other Gains	Capital Loss
<b>Managed Investments (Australian)</b>												
MGOC.AX - Magellan Global Fund (open Class) (managed Fund)												
27/07/2021	17/08/2021	7,200.00	20,038.02	19,922.07	(115.95)	20,038.02	20,038.02	0.00	0.00	0.00	0.00	(115.95)
		<b>7,200.00</b>	<b>20,038.02</b>	<b>19,922.07</b>	<b>(115.95)</b>	<b>20,038.02</b>	<b>20,038.02</b>	<b>0.00</b>	<b>0.00</b>	<b>0.00</b>	<b>0.00</b>	<b>(115.95)</b>
		<b>7,200.00</b>	<b>20,038.02</b>	<b>19,922.07</b>	<b>(115.95)</b>	<b>20,038.02</b>	<b>20,038.02</b>	<b>0.00</b>	<b>0.00</b>	<b>0.00</b>	<b>0.00</b>	<b>(115.95)</b>
<b>Shares in Listed Companies (Australian)</b>												
AGL.AXW - AGL Energy Limited.												
06/01/2022	27/01/2022	3,500.00	21,933.46	24,857.62	2,924.16	21,933.46	21,933.46	0.00	0.00	0.00	2,924.16	0.00
		<b>3,500.00</b>	<b>21,933.46</b>	<b>24,857.62</b>	<b>2,924.16</b>	<b>21,933.46</b>	<b>21,933.46</b>	<b>0.00</b>	<b>0.00</b>	<b>0.00</b>	<b>2,924.16</b>	<b>0.00</b>
01/06/2022	09/06/2022	5,600.00	49,334.21	48,845.01	(489.20)	49,334.21	49,334.21	0.00	0.00	0.00	0.00	(489.20)
01/06/2022	09/06/2022	5,600.00	48,643.32	48,845.01	201.69	48,643.32	48,643.32	0.00	0.00	0.00	201.69	0.00
		<b>11,200.00</b>	<b>97,977.53</b>	<b>97,690.02</b>	<b>(287.51)</b>	<b>97,977.53</b>	<b>97,977.53</b>	<b>0.00</b>	<b>0.00</b>	<b>0.00</b>	<b>201.69</b>	<b>(489.20)</b>
ARG.AX - Argo Investments Limited												
26/05/2021	14/07/2021	2,460.00	21,558.28	22,332.44	774.16	21,558.28	21,558.28	0.00	0.00	0.00	774.16	0.00
		<b>2,460.00</b>	<b>21,558.28</b>	<b>22,332.44</b>	<b>774.16</b>	<b>21,558.28</b>	<b>21,558.28</b>	<b>0.00</b>	<b>0.00</b>	<b>0.00</b>	<b>774.16</b>	<b>0.00</b>
ARU.AX - Arafura Resources Limited												
02/06/2022	02/06/2022	220,000.00	101,311.32	107,276.94	5,965.62	101,311.32	101,311.32	0.00	0.00	0.00	5,965.62	0.00
		<b>220,000.00</b>	<b>101,311.32</b>	<b>107,276.94</b>	<b>5,965.62</b>	<b>101,311.32</b>	<b>101,311.32</b>	<b>0.00</b>	<b>0.00</b>	<b>0.00</b>	<b>5,965.62</b>	<b>0.00</b>
AST.AX - Ausnet Services Limited												
20/08/2021	15/09/2021	10,300.00	20,055.53	20,062.90	7.37	20,055.53	20,055.53	0.00	0.00	0.00	7.37	0.00
		<b>10,300.00</b>	<b>20,055.53</b>	<b>20,062.90</b>	<b>7.37</b>	<b>20,055.53</b>	<b>20,055.53</b>	<b>0.00</b>	<b>0.00</b>	<b>0.00</b>	<b>7.37</b>	<b>0.00</b>

KREPP SUPERANNUATION FUND

# Realised Capital Gains Report

For The Period 01 July 2021 - 30 June 2022

Investment		Accounting Treatment				Tax Treatment						
Purchase Contract Date	Disposal Contract Date	Units	Cost	Proceeds	Accounting Profit/(Loss)	Adjusted Cost Base	Reduced Cost Base	Indexed Cost Base	Indexed Gains	Discounted Gains (Gross)	Other Gains	Capital Loss
<b>Shares in Listed Companies (Australian)</b>												
04/11/2021	10/11/2021	19,000.00	49,264.13	48,966.08	(298.05)	49,264.13	49,264.13	0.00	0.00	0.00	0.00	(298.05)
		<b>19,000.00</b>	<b>49,264.13</b>	<b>48,966.08</b>	<b>(298.05)</b>	<b>49,264.13</b>	<b>49,264.13</b>	<b>0.00</b>	<b>0.00</b>	<b>0.00</b>	<b>0.00</b>	<b>(298.05)</b>
AZJ.AX - Aurizon Holdings Limited												
20/08/2021	07/09/2021	4,930.00	20,037.82	18,664.15	(1,373.67)	20,037.82	20,037.82	0.00	0.00	0.00	0.00	(1,373.67)
		<b>4,930.00</b>	<b>20,037.82</b>	<b>18,664.15</b>	<b>(1,373.67)</b>	<b>20,037.82</b>	<b>20,037.82</b>	<b>0.00</b>	<b>0.00</b>	<b>0.00</b>	<b>0.00</b>	<b>(1,373.67)</b>
AZL.AX - Arizona Lithium Limited												
06/04/2022	06/04/2022	300,000.00	61,567.65	64,429.05	2,861.40	61,567.65	61,567.65	0.00	0.00	0.00	2,861.40	0.00
		<b>300,000.00</b>	<b>61,567.65</b>	<b>64,429.05</b>	<b>2,861.40</b>	<b>61,567.65</b>	<b>61,567.65</b>	<b>0.00</b>	<b>0.00</b>	<b>0.00</b>	<b>2,861.40</b>	<b>0.00</b>
BHP.AX - BHP Group Limited												
20/08/2021	25/08/2021	1,580.00	77,129.06	70,364.34	(6,764.72)	77,129.06	77,129.06	0.00	0.00	0.00	0.00	(6,764.72)
		<b>1,580.00</b>	<b>77,129.06</b>	<b>70,364.34</b>	<b>(6,764.72)</b>	<b>77,129.06</b>	<b>77,129.06</b>	<b>0.00</b>	<b>0.00</b>	<b>0.00</b>	<b>0.00</b>	<b>(6,764.72)</b>
CHR.AX - Charger Metals NI												
09/02/2022	16/02/2022	9,460.00	7,919.05	7,079.28	(839.77)	7,919.05	7,919.05	0.00	0.00	0.00	0.00	(839.77)
11/02/2022	16/02/2022	2,544.00	2,093.31	1,903.77	(189.54)	2,093.31	2,093.31	0.00	0.00	0.00	0.00	(189.54)
		<b>12,004.00</b>	<b>10,012.36</b>	<b>8,983.05</b>	<b>(1,029.31)</b>	<b>10,012.36</b>	<b>10,012.36</b>	<b>0.00</b>	<b>0.00</b>	<b>0.00</b>	<b>0.00</b>	<b>(1,029.31)</b>
COB.AX - Cobalt Blue Holdings Limited												
18/05/2022	30/05/2022	19,000.00	15,324.95	15,360.20	35.25	15,324.95	15,324.95	0.00	0.00	0.00	35.25	0.00
		<b>19,000.00</b>	<b>15,324.95</b>	<b>15,360.20</b>	<b>35.25</b>	<b>15,324.95</b>	<b>15,324.95</b>	<b>0.00</b>	<b>0.00</b>	<b>0.00</b>	<b>35.25</b>	<b>0.00</b>
02/06/2022	09/06/2022	15,000.00	14,044.95	11,237.63	(2,807.33)	14,044.95	14,044.95	0.00	0.00	0.00	0.00	(2,807.33)
01/06/2022	09/06/2022	22,600.00	20,023.00	16,931.36	(3,091.65)	20,023.00	20,023.00	0.00	0.00	0.00	0.00	(3,091.65)



KREPP SUPERANNUATION FUND

# Realised Capital Gains Report

For The Period 01 July 2021 - 30 June 2022

Investment		Accounting Treatment				Tax Treatment						
Purchase Contract Date	Disposal Contract Date	Units	Cost	Proceeds	Accounting Profit/(Loss)	Adjusted Cost Base	Reduced Cost Base	Indexed Cost Base	Indexed Gains	Discounted Gains (Gross)	Other Gains	Capital Loss
<b>Shares in Listed Companies (Australian)</b>												
		<b>37,600.00</b>	<b>34,067.95</b>	<b>28,168.99</b>	<b>(5,898.98)</b>	<b>34,067.95</b>	<b>34,067.95</b>	<b>0.00</b>	<b>0.00</b>	<b>0.00</b>	<b>0.00</b>	<b>(5,898.98)</b>
CXO.AX - Core Lithium Ltd												
04/04/2022	05/04/2022	65,000.00	90,100.25	94,265.72	4,165.47	90,100.25	90,100.25	0.00	0.00	0.00	4,165.47	0.00
01/04/2022	05/04/2022	35,000.00	45,374.86	50,758.46	5,383.60	45,374.86	45,374.86	0.00	0.00	0.00	5,383.60	0.00
		<b>100,000.00</b>	<b>135,475.11</b>	<b>145,024.18</b>	<b>9,549.07</b>	<b>135,475.11</b>	<b>135,475.11</b>	<b>0.00</b>	<b>0.00</b>	<b>0.00</b>	<b>9,549.07</b>	<b>0.00</b>
CYM.AX - Cyprium Metals Limited												
13/04/2022	23/05/2022	50,000.00	10,019.95	7,730.05	(2,289.90)	10,019.95	10,019.95	0.00	0.00	0.00	0.00	(2,289.90)
		<b>50,000.00</b>	<b>10,019.95</b>	<b>7,730.05</b>	<b>(2,289.90)</b>	<b>10,019.95</b>	<b>10,019.95</b>	<b>0.00</b>	<b>0.00</b>	<b>0.00</b>	<b>0.00</b>	<b>(2,289.90)</b>
DBA:US.AX - DBA:US.AX												
09/06/2022	21/06/2022	625.00	19,499.68	19,275.96	(223.72)	19,499.68	19,499.68	0.00	0.00	0.00	0.00	(223.72)
		<b>625.00</b>	<b>19,499.68</b>	<b>19,275.96</b>	<b>(223.72)</b>	<b>19,499.68</b>	<b>19,499.68</b>	<b>0.00</b>	<b>0.00</b>	<b>0.00</b>	<b>0.00</b>	<b>(223.72)</b>
DTC.AX - Damstra Holdings Limited												
27/07/2021	27/07/2021	10,000.00	10,419.95	10,696.55	276.60	10,419.95	10,419.95	0.00	0.00	0.00	276.60	0.00
		<b>10,000.00</b>	<b>10,419.95</b>	<b>10,696.55</b>	<b>276.60</b>	<b>10,419.95</b>	<b>10,419.95</b>	<b>0.00</b>	<b>0.00</b>	<b>0.00</b>	<b>276.60</b>	<b>0.00</b>
FLT.AX - Flight Centre Travel Group Limited												
18/02/2022	22/02/2022	1,000.00	21,058.62	20,362.57	(696.05)	21,058.62	21,058.62	0.00	0.00	0.00	0.00	(696.05)
		<b>1,000.00</b>	<b>21,058.62</b>	<b>20,362.57</b>	<b>(696.05)</b>	<b>21,058.62</b>	<b>21,058.62</b>	<b>0.00</b>	<b>0.00</b>	<b>0.00</b>	<b>0.00</b>	<b>(696.05)</b>
FMG.AX - Fortescue Metals Group Ltd												
04/02/2022	16/02/2022	9,700.00	198,329.35	218,696.54	20,367.19	198,329.35	198,329.35	0.00	0.00	0.00	20,367.19	0.00
		<b>9,700.00</b>	<b>198,329.35</b>	<b>218,696.54</b>	<b>20,367.19</b>	<b>198,329.35</b>	<b>198,329.35</b>	<b>0.00</b>	<b>0.00</b>	<b>0.00</b>	<b>20,367.19</b>	<b>0.00</b>

KREPP SUPERANNUATION FUND

# Realised Capital Gains Report

For The Period 01 July 2021 - 30 June 2022

Investment		Accounting Treatment				Tax Treatment						
Purchase Contract Date	Disposal Contract Date	Units	Cost	Proceeds	Accounting Profit/(Loss)	Adjusted Cost Base	Reduced Cost Base	Indexed Cost Base	Indexed Gains	Discounted Gains (Gross)	Other Gains	Capital Loss
<b>Shares in Listed Companies (Australian)</b>												
12/04/2022	21/04/2022	460.00	10,075.55	9,975.61	(99.94)	10,075.55	10,075.55	0.00	0.00	0.00	0.00	(99.94)
04/04/2022	21/04/2022	1,000.00	20,672.72	21,686.12	1,013.40	20,672.72	20,672.72	0.00	0.00	0.00	1,013.40	0.00
		<b>1,460.00</b>	<b>30,748.27</b>	<b>31,661.73</b>	<b>913.46</b>	<b>30,748.27</b>	<b>30,748.27</b>	<b>0.00</b>	<b>0.00</b>	<b>0.00</b>	<b>1,013.40</b>	<b>(99.94)</b>
HLS.AX - Healius Limited												
26/07/2021	01/09/2021	4,300.00	20,318.33	20,789.11	470.78	20,318.33	20,318.33	0.00	0.00	0.00	470.78	0.00
		<b>4,300.00</b>	<b>20,318.33</b>	<b>20,789.11</b>	<b>470.78</b>	<b>20,318.33</b>	<b>20,318.33</b>	<b>0.00</b>	<b>0.00</b>	<b>0.00</b>	<b>470.78</b>	<b>0.00</b>
HVN.AX - Harvey Norman Holdings Limited												
20/08/2021	07/09/2021	3,430.00	20,156.24	18,080.45	(2,075.79)	20,156.24	20,156.24	0.00	0.00	0.00	0.00	(2,075.79)
		<b>3,430.00</b>	<b>20,156.24</b>	<b>18,080.45</b>	<b>(2,075.79)</b>	<b>20,156.24</b>	<b>20,156.24</b>	<b>0.00</b>	<b>0.00</b>	<b>0.00</b>	<b>0.00</b>	<b>(2,075.79)</b>
IGE:US.AX - IGE:US.AX												
09/06/2022	21/06/2022	313.00	19,582.55	17,363.57	(2,218.98)	19,582.55	19,582.55	0.00	0.00	0.00	0.00	(2,218.98)
		<b>313.00</b>	<b>19,582.55</b>	<b>17,363.57</b>	<b>(2,218.98)</b>	<b>19,582.55</b>	<b>19,582.55</b>	<b>0.00</b>	<b>0.00</b>	<b>0.00</b>	<b>0.00</b>	<b>(2,218.98)</b>
IZZ.AX - Ishares China Large-Cap Etf - Chess Depository Interests 1:1 Ishchina												
		0.00	0.00	0.00	0.00	0.00	0.00	0.00	0.00	1.78	0.00	0.00
		<b>0.00</b>	<b>0.00</b>	<b>0.00</b>	<b>0.00</b>	<b>0.00</b>	<b>0.00</b>	<b>0.00</b>	<b>0.00</b>	<b>1.78</b>	<b>0.00</b>	<b>0.00</b>
JLG.AX - Johns Lyng Group Limited												
11/08/2021	26/08/2021	3,300.00	20,053.03	19,972.17	(80.86)	20,053.03	20,053.03	0.00	0.00	0.00	0.00	(80.86)
		<b>3,300.00</b>	<b>20,053.03</b>	<b>19,972.17</b>	<b>(80.86)</b>	<b>20,053.03</b>	<b>20,053.03</b>	<b>0.00</b>	<b>0.00</b>	<b>0.00</b>	<b>0.00</b>	<b>(80.86)</b>
LPI.AX - Lithium Power International Limited												
25/03/2022	05/04/2022	30,000.00	21,173.27	26,020.05	4,846.78	21,173.27	21,173.27	0.00	0.00	0.00	4,846.78	0.00

KREPP SUPERANNUATION FUND

# Realised Capital Gains Report

For The Period 01 July 2021 - 30 June 2022

Investment		Accounting Treatment				Tax Treatment						
Purchase Contract Date	Disposal Contract Date	Units	Cost	Proceeds	Accounting Profit/(Loss)	Adjusted Cost Base	Reduced Cost Base	Indexed Cost Base	Indexed Gains	Discounted Gains (Gross)	Other Gains	Capital Loss
<b>Shares in Listed Companies (Australian)</b>												
		<b>30,000.00</b>	<b>21,173.27</b>	<b>26,020.05</b>	<b>4,846.78</b>	<b>21,173.27</b>	<b>21,173.27</b>	<b>0.00</b>	<b>0.00</b>	<b>0.00</b>	<b>4,846.78</b>	<b>0.00</b>
20/04/2022	23/05/2022	15,000.00	13,064.37	8,755.05	(4,309.32)	13,064.37	13,064.37	0.00	0.00	0.00	0.00	(4,309.32)
		<b>15,000.00</b>	<b>13,064.37</b>	<b>8,755.05</b>	<b>(4,309.32)</b>	<b>13,064.37</b>	<b>13,064.37</b>	<b>0.00</b>	<b>0.00</b>	<b>0.00</b>	<b>0.00</b>	<b>(4,309.32)</b>
LYC.AX - Lynas Rare Earths Limited												
13/08/2021	19/08/2021	2,600.00	20,120.11	19,041.19	(1,078.92)	20,120.11	20,120.11	0.00	0.00	0.00	0.00	(1,078.92)
		<b>2,600.00</b>	<b>20,120.11</b>	<b>19,041.19</b>	<b>(1,078.92)</b>	<b>20,120.11</b>	<b>20,120.11</b>	<b>0.00</b>	<b>0.00</b>	<b>0.00</b>	<b>0.00</b>	<b>(1,078.92)</b>
06/04/2022	08/04/2022	4,300.00	49,461.35	43,898.15	(5,563.20)	49,461.35	49,461.35	0.00	0.00	0.00	0.00	(5,563.20)
		<b>4,300.00</b>	<b>49,461.35</b>	<b>43,898.15</b>	<b>(5,563.20)</b>	<b>49,461.35</b>	<b>49,461.35</b>	<b>0.00</b>	<b>0.00</b>	<b>0.00</b>	<b>0.00</b>	<b>(5,563.20)</b>
MAH.AX - Macmahon Holdings Limited - Ordinary Fully Paid												
19/08/2021	14/09/2021	93,000.00	21,413.53	20,212.38	(1,201.15)	21,413.53	21,413.53	0.00	0.00	0.00	0.00	(1,201.15)
		<b>93,000.00</b>	<b>21,413.53</b>	<b>20,212.38</b>	<b>(1,201.15)</b>	<b>21,413.53</b>	<b>21,413.53</b>	<b>0.00</b>	<b>0.00</b>	<b>0.00</b>	<b>0.00</b>	<b>(1,201.15)</b>
MFF.AX - MFF Capital Investments Limited												
26/07/2021	09/08/2021	6,800.00	20,013.99	19,698.31	(315.68)	20,013.99	20,013.99	0.00	0.00	0.00	0.00	(315.68)
		<b>6,800.00</b>	<b>20,013.99</b>	<b>19,698.31</b>	<b>(315.68)</b>	<b>20,013.99</b>	<b>20,013.99</b>	<b>0.00</b>	<b>0.00</b>	<b>0.00</b>	<b>0.00</b>	<b>(315.68)</b>
19/08/2021	08/09/2021	6,800.00	20,150.14	19,970.01	(180.13)	20,150.14	20,150.14	0.00	0.00	0.00	0.00	(180.13)
		<b>6,800.00</b>	<b>20,150.14</b>	<b>19,970.01</b>	<b>(180.13)</b>	<b>20,150.14</b>	<b>20,150.14</b>	<b>0.00</b>	<b>0.00</b>	<b>0.00</b>	<b>0.00</b>	<b>(180.13)</b>
NCM.AX - Newcrest Mining Limited												
04/04/2022	21/04/2022	750.00	20,279.79	21,609.96	1,330.17	20,279.79	20,279.79	0.00	0.00	0.00	1,330.17	0.00
		<b>750.00</b>	<b>20,279.79</b>	<b>21,609.96</b>	<b>1,330.17</b>	<b>20,279.79</b>	<b>20,279.79</b>	<b>0.00</b>	<b>0.00</b>	<b>0.00</b>	<b>1,330.17</b>	<b>0.00</b>
NHC.AXW - New Hope Corporation Limited												

KREPP SUPERANNUATION FUND

# Realised Capital Gains Report

For The Period 01 July 2021 - 30 June 2022

Investment		Accounting Treatment				Tax Treatment						
Purchase Contract Date	Disposal Contract Date	Units	Cost	Proceeds	Accounting Profit/(Loss)	Adjusted Cost Base	Reduced Cost Base	Indexed Cost Base	Indexed Gains	Discounted Gains (Gross)	Other Gains	Capital Loss
<b>Shares in Listed Companies (Australian)</b>												
12/04/2022	30/05/2022	4,800.00	18,596.44	18,219.94	(376.50)	18,596.44	18,596.44	0.00	0.00	0.00	0.00	(376.50)
11/04/2022	30/05/2022	10,600.00	40,218.19	40,235.69	17.50	40,218.19	40,218.19	0.00	0.00	0.00	17.50	0.00
		<b>15,400.00</b>	<b>58,814.63</b>	<b>58,455.63</b>	<b>(359.00)</b>	<b>58,814.63</b>	<b>58,814.63</b>	<b>0.00</b>	<b>0.00</b>	<b>0.00</b>	<b>17.50</b>	<b>(376.50)</b>
NSC.AX - Naos Small Cap Opportunities Company Limited												
27/07/2021	09/08/2021	20,000.00	20,022.00	18,970.05	(1,051.95)	20,022.00	20,022.00	0.00	0.00	0.00	0.00	(1,051.95)
		<b>20,000.00</b>	<b>20,022.00</b>	<b>18,970.05</b>	<b>(1,051.95)</b>	<b>20,022.00</b>	<b>20,022.00</b>	<b>0.00</b>	<b>0.00</b>	<b>0.00</b>	<b>0.00</b>	<b>(1,051.95)</b>
NXM.AX - Nexus Minerals Limited												
04/04/2022	11/04/2022	45,007.00	19,588.12	20,006.09	417.97	19,588.12	19,588.12	0.00	0.00	0.00	417.97	0.00
		<b>45,007.00</b>	<b>19,588.12</b>	<b>20,006.09</b>	<b>417.97</b>	<b>19,588.12</b>	<b>19,588.12</b>	<b>0.00</b>	<b>0.00</b>	<b>0.00</b>	<b>417.97</b>	<b>0.00</b>
PDL.AX - Pental Group Limited												
20/08/2021	08/09/2021	2,410.00	20,108.54	21,389.30	1,280.76	20,108.54	20,108.54	0.00	0.00	0.00	1,280.76	0.00
		<b>2,410.00</b>	<b>20,108.54</b>	<b>21,389.30</b>	<b>1,280.76</b>	<b>20,108.54</b>	<b>20,108.54</b>	<b>0.00</b>	<b>0.00</b>	<b>0.00</b>	<b>1,280.76</b>	<b>0.00</b>
PLS.AX - Pilbara Minerals Limited												
23/07/2021	26/07/2021	155,000.00	234,307.46	254,788.73	20,481.27	234,307.46	234,307.46	0.00	0.00	0.00	20,481.27	0.00
		<b>155,000.00</b>	<b>234,307.46</b>	<b>254,788.73</b>	<b>20,481.27</b>	<b>234,307.46</b>	<b>234,307.46</b>	<b>0.00</b>	<b>0.00</b>	<b>0.00</b>	<b>20,481.27</b>	<b>0.00</b>
07/09/2021	14/09/2021	15,880.00	36,723.15	33,152.69	(3,570.46)	36,723.15	36,723.15	0.00	0.00	0.00	0.00	(3,570.46)
02/09/2021	14/09/2021	9,100.00	20,133.12	18,998.08	(1,135.04)	20,133.12	20,133.12	0.00	0.00	0.00	0.00	(1,135.04)
		<b>24,980.00</b>	<b>56,856.27</b>	<b>52,150.77</b>	<b>(4,705.50)</b>	<b>56,856.27</b>	<b>56,856.27</b>	<b>0.00</b>	<b>0.00</b>	<b>0.00</b>	<b>0.00</b>	<b>(4,705.50)</b>
17/09/2021	22/09/2021	20,000.00	49,654.56	41,958.40	(7,696.16)	49,654.56	49,654.56	0.00	0.00	0.00	0.00	(7,696.16)
		<b>20,000.00</b>	<b>49,654.56</b>	<b>41,958.40</b>	<b>(7,696.16)</b>	<b>49,654.56</b>	<b>49,654.56</b>	<b>0.00</b>	<b>0.00</b>	<b>0.00</b>	<b>0.00</b>	<b>(7,696.16)</b>

KREPP SUPERANNUATION FUND

# Realised Capital Gains Report

For The Period 01 July 2021 - 30 June 2022

Investment		Accounting Treatment				Tax Treatment						
Purchase Contract Date	Disposal Contract Date	Units	Cost	Proceeds	Accounting Profit/(Loss)	Adjusted Cost Base	Reduced Cost Base	Indexed Cost Base	Indexed Gains	Discounted Gains (Gross)	Other Gains	Capital Loss
<b>Shares in Listed Companies (Australian)</b>												
24/11/2021	24/11/2021	124,900.00	308,842.35	294,439.76	(14,402.59)	308,842.35	308,842.35	0.00	0.00	0.00	0.00	(14,402.59)
10/11/2021	24/11/2021	2,150.00	5,158.45	5,068.42	(90.03)	5,158.45	5,158.45	0.00	0.00	0.00	0.00	(90.03)
10/11/2021	24/11/2021	3,960.00	9,435.17	9,335.32	(99.85)	9,435.17	9,435.17	0.00	0.00	0.00	0.00	(99.85)
		<b>131,010.00</b>	<b>323,435.97</b>	<b>308,843.50</b>	<b>(14,592.47)</b>	<b>323,435.97</b>	<b>323,435.97</b>	<b>0.00</b>	<b>0.00</b>	<b>0.00</b>	<b>0.00</b>	<b>(14,592.47)</b>
01/12/2021	01/12/2021	20,000.00	49,854.78	45,949.40	(3,905.38)	49,854.78	49,854.78	0.00	0.00	0.00	0.00	(3,905.38)
10/11/2021	01/12/2021	15,400.00	36,692.32	35,381.04	(1,311.28)	36,692.32	36,692.32	0.00	0.00	0.00	0.00	(1,311.28)
04/11/2021	01/12/2021	89,500.00	206,972.43	205,623.56	(1,348.87)	206,972.43	206,972.43	0.00	0.00	0.00	0.00	(1,348.87)
		<b>124,900.00</b>	<b>293,519.53</b>	<b>286,954.00</b>	<b>(6,565.53)</b>	<b>293,519.53</b>	<b>293,519.53</b>	<b>0.00</b>	<b>0.00</b>	<b>0.00</b>	<b>0.00</b>	<b>(6,565.53)</b>
03/12/2021	08/12/2021	2,343.00	6,018.03	5,710.63	(307.40)	6,018.03	6,018.03	0.00	0.00	0.00	0.00	(307.40)
04/11/2021	08/12/2021	20,000.00	46,250.82	48,746.32	2,495.50	46,250.82	46,250.82	0.00	0.00	0.00	2,495.50	0.00
		<b>22,343.00</b>	<b>52,268.85</b>	<b>54,456.95</b>	<b>2,188.10</b>	<b>52,268.85</b>	<b>52,268.85</b>	<b>0.00</b>	<b>0.00</b>	<b>0.00</b>	<b>2,495.50</b>	<b>(307.40)</b>
15/12/2021	24/12/2021	93,922.00	252,282.67	242,052.21	(10,230.46)	252,282.67	252,282.67	0.00	0.00	0.00	0.00	(10,230.46)
		<b>93,922.00</b>	<b>252,282.67</b>	<b>242,052.21</b>	<b>(10,230.46)</b>	<b>252,282.67</b>	<b>252,282.67</b>	<b>0.00</b>	<b>0.00</b>	<b>0.00</b>	<b>0.00</b>	<b>(10,230.46)</b>
25/03/2022	29/03/2022	44,000.00	136,109.56	141,974.43	5,864.87	136,109.56	136,109.56	0.00	0.00	0.00	5,864.87	0.00
		<b>44,000.00</b>	<b>136,109.56</b>	<b>141,974.43</b>	<b>5,864.87</b>	<b>136,109.56</b>	<b>136,109.56</b>	<b>0.00</b>	<b>0.00</b>	<b>0.00</b>	<b>5,864.87</b>	<b>0.00</b>
PNV.AX - Polynovo Limited												
20/06/2022	20/06/2022	7,600.00	10,165.95	9,860.05	(305.90)	10,165.95	10,165.95	0.00	0.00	0.00	0.00	(305.90)
		<b>7,600.00</b>	<b>10,165.95</b>	<b>9,860.05</b>	<b>(305.90)</b>	<b>10,165.95</b>	<b>10,165.95</b>	<b>0.00</b>	<b>0.00</b>	<b>0.00</b>	<b>0.00</b>	<b>(305.90)</b>
RED.AX - RED 5 Limited												
07/03/2022	14/03/2022	70,000.00	22,775.03	25,871.51	3,096.48	22,775.03	22,775.03	0.00	0.00	0.00	3,096.48	0.00
04/03/2022	14/03/2022	60,000.00	18,620.46	22,175.58	3,555.12	18,620.46	18,620.46	0.00	0.00	0.00	3,555.12	0.00

KREPP SUPERANNUATION FUND

# Realised Capital Gains Report

For The Period 01 July 2021 - 30 June 2022

Investment		Accounting Treatment				Tax Treatment						
Purchase Contract Date	Disposal Contract Date	Units	Cost	Proceeds	Accounting Profit/(Loss)	Adjusted Cost Base	Reduced Cost Base	Indexed Cost Base	Indexed Gains	Discounted Gains (Gross)	Other Gains	Capital Loss
<b>Shares in Listed Companies (Australian)</b>												
		<b>130,000.00</b>	<b>41,395.49</b>	<b>48,047.09</b>	<b>6,651.60</b>	<b>41,395.49</b>	<b>41,395.49</b>	<b>0.00</b>	<b>0.00</b>	<b>0.00</b>	<b>6,651.60</b>	<b>0.00</b>
RNU.AX - Renascor Resources Limited												
25/03/2022	29/03/2022	125,000.00	41,295.38	36,834.43	(4,460.95)	41,295.38	41,295.38	0.00	0.00	0.00	0.00	(4,460.95)
		<b>125,000.00</b>	<b>41,295.38</b>	<b>36,834.43</b>	<b>(4,460.95)</b>	<b>41,295.38</b>	<b>41,295.38</b>	<b>0.00</b>	<b>0.00</b>	<b>0.00</b>	<b>0.00</b>	<b>(4,460.95)</b>
SXG.AX - Southern Cross Gold Ltd												
07/06/2022	22/06/2022	14,000.00	9,982.70	7,050.05	(2,932.65)	9,982.70	9,982.70	0.00	0.00	0.00	0.00	(2,932.65)
		<b>14,000.00</b>	<b>9,982.70</b>	<b>7,050.05</b>	<b>(2,932.65)</b>	<b>9,982.70</b>	<b>9,982.70</b>	<b>0.00</b>	<b>0.00</b>	<b>0.00</b>	<b>0.00</b>	<b>(2,932.65)</b>
TSLA:US.AX - TSLA:US.AX												
29/09/2021	02/11/2021	206.00	222,437.99	294,853.46	72,415.47	222,437.99	222,437.99	0.00	0.00	0.00	72,415.47	0.00
		<b>206.00</b>	<b>222,437.99</b>	<b>294,853.46</b>	<b>72,415.47</b>	<b>222,437.99</b>	<b>222,437.99</b>	<b>0.00</b>	<b>0.00</b>	<b>0.00</b>	<b>72,415.47</b>	<b>0.00</b>
01/12/2021	08/12/2021	143.00	231,067.27	198,282.22	(32,785.05)	231,067.27	231,067.27	0.00	0.00	0.00	0.00	(32,785.05)
		<b>143.00</b>	<b>231,067.27</b>	<b>198,282.22</b>	<b>(32,785.05)</b>	<b>231,067.27</b>	<b>231,067.27</b>	<b>0.00</b>	<b>0.00</b>	<b>0.00</b>	<b>0.00</b>	<b>(32,785.05)</b>
06/01/2022	25/01/2022	127.00	211,565.82	173,350.43	(38,215.39)	211,565.82	211,565.82	0.00	0.00	0.00	0.00	(38,215.39)
		<b>127.00</b>	<b>211,565.82</b>	<b>173,350.43</b>	<b>(38,215.39)</b>	<b>211,565.82</b>	<b>211,565.82</b>	<b>0.00</b>	<b>0.00</b>	<b>0.00</b>	<b>0.00</b>	<b>(38,215.39)</b>
WHC.AX - Whitehaven Coal Limited												
11/04/2022	21/04/2022	9,200.00	40,432.43	43,054.59	2,622.16	40,432.43	40,432.43	0.00	0.00	0.00	2,622.16	0.00
		<b>9,200.00</b>	<b>40,432.43</b>	<b>43,054.59</b>	<b>2,622.16</b>	<b>40,432.43</b>	<b>40,432.43</b>	<b>0.00</b>	<b>0.00</b>	<b>0.00</b>	<b>2,622.16</b>	<b>0.00</b>
WOR.AX - Worley Limited												
10/06/2022	17/06/2022	5,700.00	86,669.31	80,858.26	(5,811.05)	86,669.31	86,669.31	0.00	0.00	0.00	0.00	(5,811.05)
07/06/2022	17/06/2022	2,537.00	38,459.19	35,989.02	(2,470.17)	38,459.19	38,459.19	0.00	0.00	0.00	0.00	(2,470.17)

KREPP SUPERANNUATION FUND

# Realised Capital Gains Report

For The Period 01 July 2021 - 30 June 2022

Investment		Accounting Treatment				Tax Treatment						
Purchase Contract Date	Disposal Contract Date	Units	Cost	Proceeds	Accounting Profit/(Loss)	Adjusted Cost Base	Reduced Cost Base	Indexed Cost Base	Indexed Gains	Discounted Gains (Gross)	Other Gains	Capital Loss
<b>Shares in Listed Companies (Australian)</b>												
03/06/2022	17/06/2022	3,000.00	45,199.67	42,556.98	(2,642.69)	45,199.67	45,199.67	0.00	0.00	0.00	0.00	(2,642.69)
		<b>11,237.00</b>	<b>170,328.17</b>	<b>159,404.26</b>	<b>(10,923.91)</b>	<b>170,328.17</b>	<b>170,328.17</b>	<b>0.00</b>	<b>0.00</b>	<b>0.00</b>	<b>0.00</b>	<b>(10,923.91)</b>
WPL.AX - Woodside Petroleum Ltd												
06/04/2022	23/05/2022	1,850.00	61,179.96	55,069.36	(6,110.60)	61,179.96	61,179.96	0.00	0.00	0.00	0.00	(6,110.60)
		<b>1,850.00</b>	<b>61,179.96</b>	<b>55,069.36</b>	<b>(6,110.60)</b>	<b>61,179.96</b>	<b>61,179.96</b>	<b>0.00</b>	<b>0.00</b>	<b>0.00</b>	<b>0.00</b>	<b>(6,110.60)</b>
		<b>1,983,287.00</b>	<b>3,778,396.99</b>	<b>3,763,819.76</b>	<b>(14,577.25)</b>	<b>3,778,396.99</b>	<b>3,778,396.99</b>	<b>0.00</b>	<b>0.00</b>	<b>1.78</b>	<b>162,870.74</b>	<b>(177,447.99)</b>
<b>Shares in Listed Companies (Overseas)</b>												
1211.HKX - BYD Co - Ordinary Shares - Class H												
08/07/2021	13/07/2021	2,000.00	81,252.57	74,166.11	(7,086.46)	81,252.57	81,252.57	0.00	0.00	0.00	0.00	(7,086.46)
08/07/2021	13/07/2021	3,000.00	120,446.93	111,249.16	(9,197.77)	120,446.93	120,446.93	0.00	0.00	0.00	0.00	(9,197.77)
30/06/2021	13/07/2021	1,000.00	40,810.67	37,083.05	(3,727.62)	40,810.67	40,810.67	0.00	0.00	0.00	0.00	(3,727.62)
29/06/2021	13/07/2021	500.00	19,556.81	18,541.53	(1,015.28)	19,556.81	19,556.81	0.00	0.00	0.00	0.00	(1,015.28)
		<b>6,500.00</b>	<b>262,066.98</b>	<b>241,039.85</b>	<b>(21,027.13)</b>	<b>262,066.98</b>	<b>262,066.98</b>	<b>0.00</b>	<b>0.00</b>	<b>0.00</b>	<b>0.00</b>	<b>(21,027.13)</b>
15/07/2021	20/07/2021	500.00	20,665.38	18,076.34	(2,589.04)	20,665.38	20,665.38	0.00	0.00	0.00	0.00	(2,589.04)
15/07/2021	20/07/2021	6,000.00	247,753.20	216,916.14	(30,837.06)	247,753.20	247,753.20	0.00	0.00	0.00	0.00	(30,837.06)
		<b>6,500.00</b>	<b>268,418.58</b>	<b>234,992.48</b>	<b>(33,426.10)</b>	<b>268,418.58</b>	<b>268,418.58</b>	<b>0.00</b>	<b>0.00</b>	<b>0.00</b>	<b>0.00</b>	<b>(33,426.10)</b>
28/07/2021	30/07/2021	500.00	20,385.84	17,647.16	(2,738.68)	20,385.84	20,385.84	0.00	0.00	0.00	0.00	(2,738.68)
		<b>500.00</b>	<b>20,385.84</b>	<b>17,647.16</b>	<b>(2,738.68)</b>	<b>20,385.84</b>	<b>20,385.84</b>	<b>0.00</b>	<b>0.00</b>	<b>0.00</b>	<b>0.00</b>	<b>(2,738.68)</b>
17/08/2021	18/08/2021	500.00	24,141.22	21,730.47	(2,410.75)	24,141.22	24,141.22	0.00	0.00	0.00	0.00	(2,410.75)
04/08/2021	18/08/2021	2,500.00	113,636.10	108,652.35	(4,983.75)	113,636.10	113,636.10	0.00	0.00	0.00	0.00	(4,983.75)
		<b>3,000.00</b>	<b>137,777.32</b>	<b>130,382.82</b>	<b>(7,394.50)</b>	<b>137,777.32</b>	<b>137,777.32</b>	<b>0.00</b>	<b>0.00</b>	<b>0.00</b>	<b>0.00</b>	<b>(7,394.50)</b>

KREPP SUPERANNUATION FUND

# Realised Capital Gains Report

For The Period 01 July 2021 - 30 June 2022

Investment		Accounting Treatment				Tax Treatment						
Purchase Contract Date	Disposal Contract Date	Units	Cost	Proceeds	Accounting Profit/(Loss)	Adjusted Cost Base	Reduced Cost Base	Indexed Cost Base	Indexed Gains	Discounted Gains (Gross)	Other Gains	Capital Loss
<b>Shares in Listed Companies (Overseas)</b>												
		<b>16,500.00</b>	<b>688,648.72</b>	<b>624,062.31</b>	<b>(64,586.41)</b>	<b>688,648.72</b>	<b>688,648.72</b>	<b>0.00</b>	<b>0.00</b>	<b>0.00</b>	<b>0.00</b>	<b>(64,586.41)</b>
<b>Stapled Securities</b>												
GMG.AX2 - Goodman Group												
26/07/2021	17/08/2021	904.00	20,013.95	20,696.89	682.94	20,013.95	20,013.95	0.00	0.00	0.00	682.94	0.00
		<b>904.00</b>	<b>20,013.95</b>	<b>20,696.89</b>	<b>682.94</b>	<b>20,013.95</b>	<b>20,013.95</b>	<b>0.00</b>	<b>0.00</b>	<b>0.00</b>	<b>682.94</b>	<b>0.00</b>
		<b>904.00</b>	<b>20,013.95</b>	<b>20,696.89</b>	<b>682.94</b>	<b>20,013.95</b>	<b>20,013.95</b>	<b>0.00</b>	<b>0.00</b>	<b>0.00</b>	<b>682.94</b>	<b>0.00</b>
<b>Units in Listed Unit Trusts (Australian)</b>												
FOOD.AX - Betashares Global Agriculture Etf - Currency Hedged												
21/04/2022	23/05/2022	3,275.00	29,015.63	26,138.46	(2,877.17)	29,015.63	29,015.63	0.00	0.00	0.00	0.00	(2,877.17)
		<b>3,275.00</b>	<b>29,015.63</b>	<b>26,138.46</b>	<b>(2,877.17)</b>	<b>29,015.63</b>	<b>29,015.63</b>	<b>0.00</b>	<b>0.00</b>	<b>0.00</b>	<b>0.00</b>	<b>(2,877.17)</b>
MNRS.AX1 - Betashares Global Gold Miners Etf - Currency Hedged												
21/04/2022	23/05/2022	4,180.00	29,292.19	22,547.17	(6,745.02)	29,292.19	29,292.19	0.00	0.00	0.00	0.00	(6,745.02)
		<b>4,180.00</b>	<b>29,292.19</b>	<b>22,547.17</b>	<b>(6,745.02)</b>	<b>29,292.19</b>	<b>29,292.19</b>	<b>0.00</b>	<b>0.00</b>	<b>0.00</b>	<b>0.00</b>	<b>(6,745.02)</b>
MVR.AX - Vanek Australian Resources Etf												
21/04/2022	23/05/2022	763.00	29,285.60	26,469.84	(2,815.76)	29,285.60	29,285.60	0.00	0.00	0.00	0.00	(2,815.76)
		<b>763.00</b>	<b>29,285.60</b>	<b>26,469.84</b>	<b>(2,815.76)</b>	<b>29,285.60</b>	<b>29,285.60</b>	<b>0.00</b>	<b>0.00</b>	<b>0.00</b>	<b>0.00</b>	<b>(2,815.76)</b>
OOO.AX1 - Betashares Crude Oil Index Etf-currency Hedged (synthetic)												
07/03/2022	17/03/2022	14,000.00	132,725.84	119,148.79	(13,577.05)	132,725.84	132,725.84	0.00	0.00	0.00	0.00	(13,577.05)
		<b>14,000.00</b>	<b>132,725.84</b>	<b>119,148.79</b>	<b>(13,577.05)</b>	<b>132,725.84</b>	<b>132,725.84</b>	<b>0.00</b>	<b>0.00</b>	<b>0.00</b>	<b>0.00</b>	<b>(13,577.05)</b>
25/03/2022	04/04/2022	2,100.00	20,035.01	18,480.65	(1,554.36)	20,035.01	20,035.01	0.00	0.00	0.00	0.00	(1,554.36)



**KREPP SUPERANNUATION FUND**

**Realised Capital Gains Report**

For The Period 01 July 2021 - 30 June 2022

Investment		Accounting Treatment				Tax Treatment						
Purchase Contract Date	Disposal Contract Date	Units	Cost	Proceeds	Accounting Profit/(Loss)	Adjusted Cost Base	Reduced Cost Base	Indexed Cost Base	Indexed Gains	Discounted Gains (Gross)	Other Gains	Capital Loss
<b>Units in Listed Unit Trusts (Australian)</b>												
		<b>2,100.00</b>	<b>20,035.01</b>	<b>18,480.65</b>	<b>(1,554.36)</b>	<b>20,035.01</b>	<b>20,035.01</b>	<b>0.00</b>	<b>0.00</b>	<b>0.00</b>	<b>0.00</b>	<b>(1,554.36)</b>
QAU.AX - Betashares Gold Bullion Etf - Currency Hedged - Exchange Traded Fund Units Fully												
04/03/2022	18/03/2022	3,000.00	51,746.86	50,824.03	(922.83)	51,746.86	51,746.86	0.00	0.00	0.00	0.00	(922.83)
		<b>3,000.00</b>	<b>51,746.86</b>	<b>50,824.03</b>	<b>(922.83)</b>	<b>51,746.86</b>	<b>51,746.86</b>	<b>0.00</b>	<b>0.00</b>	<b>0.00</b>	<b>0.00</b>	<b>(922.83)</b>
VDHG.AX - Vanguard Diversified High Growth Index Etf												
02/09/2021	15/09/2021	338.00	21,002.74	20,799.80	(202.94)	21,002.74	21,002.74	0.00	0.00	0.00	0.00	(202.94)
25/08/2021	15/09/2021	1,150.00	71,021.53	70,768.56	(252.97)	71,021.53	71,021.53	0.00	0.00	0.00	0.00	(252.97)
20/08/2021	15/09/2021	141.00	8,687.22	8,676.84	(10.38)	8,687.22	8,687.22	0.00	0.00	0.00	0.00	(10.38)
		<b>1,629.00</b>	<b>100,711.49</b>	<b>100,245.20</b>	<b>(466.29)</b>	<b>100,711.49</b>	<b>100,711.49</b>	<b>0.00</b>	<b>0.00</b>	<b>0.00</b>	<b>0.00</b>	<b>(466.29)</b>
VESG.AX - Vanguard Ethically Conscious International Shares Index Etf												
03/08/2021	20/08/2021	300.00	21,870.04	22,448.28	578.24	21,870.04	21,870.04	0.00	0.00	0.00	578.24	0.00
		<b>300.00</b>	<b>21,870.04</b>	<b>22,448.28</b>	<b>578.24</b>	<b>21,870.04</b>	<b>21,870.04</b>	<b>0.00</b>	<b>0.00</b>	<b>0.00</b>	<b>578.24</b>	<b>0.00</b>
		<b>29,247.00</b>	<b>414,682.66</b>	<b>386,302.42</b>	<b>(28,380.24)</b>	<b>414,682.66</b>	<b>414,682.66</b>	<b>0.00</b>	<b>0.00</b>	<b>0.00</b>	<b>578.24</b>	<b>(28,958.48)</b>
		<b>2,037,138.00</b>	<b>4,921,780.34</b>	<b>4,814,803.45</b>	<b>(106,976.91)</b>	<b>4,921,780.34</b>	<b>4,921,780.34</b>	<b>0.00</b>	<b>0.00</b>	<b>1.78</b>	<b>164,131.92</b>	<b>(271,108.83)</b>

# 25000 - Interest Received

2022 Financial Year

Preparer Shelley Lian

Reviewer Steven Lee

Status Ready for Review

Account Code	Description	CY Balance	LY Balance	Change
ANZ016	ANZ Cash Investment Acct 4830-05016	(\$3.30)	(\$21.41)	(84.59)%
ANZ479410668	ANZ Business Premium Saver 4794-10668	(\$0.01)	(\$0.60)	(98.33)%
<b>TOTAL</b>		<b>CY Balance</b>	<b>LY Balance</b>	
		(\$3.31)	(\$22.01)	

## Supporting Documents

- Interest Reconciliation Report [Report](#)

## Standard Checklist

- Attach Interest Reconciliation Report
- Ensure all interest has been recorded from Bank Statements
- Review Statements to ensure all TFN withheld has been input

**KREPP SUPERANNUATION FUND**  
**Interest Reconciliation Report**

For The Period 01 July 2021 - 30 June 2022

Date	Payment Amount	Gross Interest	TFN Withheld	Foreign Income	Foreign Credits
<b>Bank Accounts</b>					
ANZ016 ANZ Cash Investment Acct 4830-05016					
30/07/2021	1.28	1.28			
31/08/2021	0.43	0.43			
30/09/2021	0.93	0.93			
29/10/2021	0.01	0.01			
30/11/2021	0.17	0.17			
31/12/2021	0.48	0.48			
	<b>3.30</b>	<b>3.30</b>			
ANZ479410668 ANZ Business Premium Saver 4794-10668					
31/01/2022	0.01	0.01			
	0.01	0.01			
	<b>3.31</b>	<b>3.31</b>			
<b>TOTAL</b>	<b>3.31</b>	<b>3.31</b>			

**Tax Return Reconciliation**

	Totals	Tax Return Label
Gross Interest	3.31	11C

# 30100 - Accountancy Fees

2022 Financial Year

Preparer Shelley Lian

Reviewer Steven Lee

Status Ready for Review

Account Code	Description	CY Balance	LY Balance	Change
30100	Accountancy Fees	\$920.00	\$870.00	5.75%
<b>TOTAL</b>		<b>CY Balance</b>	<b>LY Balance</b>	
		\$920.00	\$870.00	

## Supporting Documents

- General Ledger [Report](#)
- INV-0759.pdf [30100](#)

## Standard Checklist

- Attach all source documentation
- Ensure all Transactions have been entered

KREPP SUPERANNUATION FUND

# General Ledger

As at 30 June 2022

Transaction Date	Description	Units	Debit	Credit	Balance \$
<b>Accountancy Fees (30100)</b>					
<i>Accountancy Fees (30100)</i>					
11/10/2021	ANZ INTERNET BANKING PAYMENT 114327 TO SuperHelp Australia Pty Ltd		550.00		550.00 DR
01/06/2022	ANZ INTERNET BANKING PAYMENT 427338 TO SuperHelp Australia Pty Ltd		370.00		920.00 DR
			<b>920.00</b>		<b>920.00 DR</b>

**Total Debits: 920.00**

**Total Credits: 0.00**



# TAX INVOICE

Krepp Super

**Invoice Date**  
16 May 2022

**Invoice Number**  
INV-0759

**ABN**  
60 061 126 663

SuperHelp Australia  
PTY LTD  
PO Box 1906  
MACQUARIE  
CENTRE NSW 2113  
AUSTRALIA

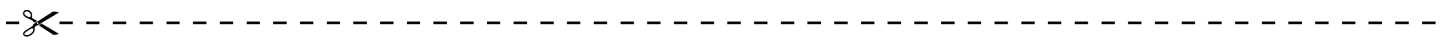
Item	Description	Quantity	Unit Price	GST	Amount AUD
EOY	SMSF Annual Administration	1.00	1,100.00	10%	1,100.00
PENSIO NADMIN	Pension Administration	1.00	150.00	10%	150.00
ACTCER T	Actuarial Certificate	1.00	220.00	10%	220.00
DEPO	Deposit	1.00	(550.00)	10%	(550.00)
INCLUDES GST 10%					83.64
<b>TOTAL AUD</b>					920.00
Less Amount Paid					920.00
<b>AMOUNT DUE AUD</b>					<b>0.00</b>

## Due Date: 30 May 2022

Please pay the balance of our fees by direct credit into our bank account.

OUR BANK DETAILS (Use your name or your SMSF name as the reference):

Account Name: Superhelp Australia Pty Ltd  
Bank: Commonwealth Bank  
BSB: 06 2099  
Account Number: 1041 7929



# PAYMENT ADVICE

To: SuperHelp Australia PTY LTD  
PO Box 1906  
MACQUARIE CENTRE NSW 2113  
AUSTRALIA

**Customer** Krepp Super  
**Invoice Number** INV-0759

---

**Amount Due** **0.00**  
**Due Date** 30 May 2022

---

**Amount Enclosed**

---

Enter the amount you are paying above

# 30400 - ATO Supervisory Levy

2022 Financial Year

---

**Preparer** Shelley Lian

**Reviewer** Steven Lee

**Status** Ready for Review

Account Code	Description	CY Balance	LY Balance	Change
30400	ATO Supervisory Levy	\$259.00	\$259.00	0%
<b>TOTAL</b>		<b>CY Balance</b>	<b>LY Balance</b>	
		\$259.00	\$259.00	

## Supporting Documents

- General Ledger [Report](#)

## Standard Checklist

- Attach all source documentation
- Ensure all Transactions have been entered



KREPP SUPERANNUATION FUND

# General Ledger

As at 30 June 2022

Transaction Date	Description	Units	Debit	Credit	Balance \$
<b>ATO Supervisory Levy (30400)</b>					
<i>ATO Supervisory Levy (30400)</i>					
10/06/2022	ANZ INTERNET BANKING BPAY TAX OFFICE PAYMENT {468977}		259.00		259.00 DR
			<b>259.00</b>		<b>259.00 DR</b>

**Total Debits: 259.00**

**Total Credits: 0.00**

# 30700 - Auditor's Remuneration

2022 Financial Year

**Preparer** Shelley Lian

**Reviewer** Steven Lee

**Status** Ready for Review

Account Code	Description	CY Balance	LY Balance	Change
30700	Auditor's Remuneration	\$550.00	\$450.00	22.22%
<b>TOTAL</b>		<b>CY Balance</b>	<b>LY Balance</b>	
		\$550.00	\$450.00	

## Supporting Documents

- General Ledger [Report](#)
- Invoice X20262.pdf [30700](#)

## Standard Checklist

- Attach all source documentation
- Ensure all Transactions have been entered

KREPP SUPERANNUATION FUND

# General Ledger

As at 30 June 2022

Transaction Date	Description	Units	Debit	Credit	Balance \$
<b>Auditor's Remuneration (30700)</b>					
Auditor's Remuneration (30700)					
01/06/2022	ANZ INTERNET BANKING PAYMENT 427338 TO SuperHelp Australia Pty Ltd		550.00		550.00 DR
			<b>550.00</b>		<b>550.00 DR</b>

**Total Debits: 550.00**

**Total Credits: 0.00**



Invoice Date 12 May 2022  
Invoice Number X20262  
Due Date 26 May 2022

SuperHelp Australia Pty Ltd  
Attention: Sandra  
PO Box 1906  
MACQUARIE CENTRE NSW 2113

## TAX INVOICE

Description	Amount
Preparation of SMSF Audit on behalf of the following Superannuation Fund:  Krepp Super Fund for the year ended 30 June 2021.	
Subtotal	500.00
Total GST 10%	50.00
Invoice Total AUD	550.00
Total Net Payments AUD	0.00
<b>Amount Due AUD</b>	<b>550.00</b>

## Payment Advice



### DIRECT CREDIT (EFT)

Account Name: **Gold Group Consulting**  
BSB: **484 799** Account No.: **20423 2240**  
Please quote the invoice number(s) as a reference.



### by mail

Detach this section and mail your cheque to:

Gold Group Consulting  
PO Box 428  
Southport QLD 4215  
Australia

Client: SuperHelp Australia Pty Ltd

Invoice No : X20262

Amount Due: \$ 550.00

Due Date: 26 May 2022



CHARTERED ACCOUNTANTS - SINCE 1969

# 31500 - Bank Charges

2022 Financial Year

---

**Preparer** Shelley Lian

**Reviewer** Steven Lee

**Status** Ready for Review

Account Code	Description	CY Balance	LY Balance	Change
31500	Bank Charges		\$5.40	100%
<b>TOTAL</b>		<b>CY Balance</b>	<b>LY Balance</b>	
			\$5.40	

## Supporting Documents

- General Ledger [Report](#)

## Standard Checklist

- Attach all source documentation
- Ensure all Transactions have been entered

KREPP SUPERANNUATION FUND

# General Ledger

As at 30 June 2022

Transaction Date	Description	Units	Debit	Credit	Balance \$
					0.00 DR

Total Debits: 0.00

Total Credits: 0.00

# 37500 - Investment Expenses

2022 Financial Year

---

**Preparer** Shelley Lian

**Reviewer** Steven Lee

**Status** Ready for Review

Account Code	Description	CY Balance	LY Balance	Change
979447691	Investment Expenses	\$180.50		100%
<b>TOTAL</b>		<b>CY Balance</b>	<b>LY Balance</b>	
		\$180.50		

## Supporting Documents

- General Ledger [Report](#)

## Standard Checklist

- Attach all source documentation
- Ensure all Transactions have been entered



KREPP SUPERANNUATION FUND

# General Ledger

As at 30 June 2022

Transaction Date	Description	Units	Debit	Credit	Balance \$
<b>Investment Expenses (37500)</b>					
Investment Expenses (979447691)					
03/11/2021	SHARE TRADE WITHDRAWAL TO CMC MARKETS STOC 18521201		41.25		41.25 DR
05/01/2022	SHARE TRADE WITHDRAWAL TO CMC MARKETS STOC 19307287		49.00		90.25 DR
03/02/2022	SHARE TRADE WITHDRAWAL TO CMC MARKETS STOC 19751420		49.00		139.25 DR
06/04/2022	SHARE TRADE WITHDRAWAL TO CMC MARKETS STOC 20611915		41.25		180.50 DR
			<b>180.50</b>		<b>180.50 DR</b>
<b>Total Debits:</b>			<b>180.50</b>		
<b>Total Credits:</b>			<b>0.00</b>		

# 41600 - Pensions Paid

2022 Financial Year

Preparer Shelley Lian

Reviewer Steven Lee

Status Ready for Review

Account Code	Description	CY Balance	LY Balance	Change
KREJOH00003P	(Pensions Paid) Krepp, John Frederik - Pension (TRIS (Retirement Phase))	\$5,000.00	\$8,630.00	(42.06)%
<b>TOTAL</b>		<b>CY Balance</b>	<b>LY Balance</b>	
		\$5,000.00	\$8,630.00	

## Supporting Documents

- Pension Summary Report [Report](#)

## Standard Checklist

- Attach copy of Pension Summary Report
- Ensure Member(s) have been advised of pension for coming year
- Ensure Minimum Pension has been paid for each account

KREPP SUPERANNUATION FUND

# Pension Summary

As at 30 June 2022

**Member Name :** Krepp, John Frederik

**Member Age :** 65\* (Date of Birth : Provided)

Member Code	Pension Type	Pension Start Date	Tax Free	Min / PF	Minimum	Maximum	Gross Pension Payments	PAYG	Net Pension Payment	Amount to reach Minimum
KREJOH 00003P	TRIS (Retirement Phase)	01/07/2016	2.12%	2.50%	\$2,650.00*	N/A	\$5,000.00	\$0.00	\$5,000.00	NIL

\*COVID-19 50% reduction has been applied to the minimum pension amount.

					<b>\$2,650.00</b>	<b>\$0.00</b>	<b>\$5,000.00</b>	<b>\$0.00</b>	<b>\$5,000.00</b>	<b>\$0.00</b>
--	--	--	--	--	-------------------	---------------	-------------------	---------------	-------------------	---------------

**Total :**

					<b>\$2,650.00</b>	<b>\$0.00</b>	<b>\$5,000.00</b>	<b>\$0.00</b>	<b>\$5,000.00</b>	<b>\$0.00</b>
--	--	--	--	--	-------------------	---------------	-------------------	---------------	-------------------	---------------

\*Age as at 01/07/2021 or pension start date for new pensions.

# 46000 - Benefits Paid/Transfers Out

2022 Financial Year

Preparer Shelley Lian

Reviewer Steven Lee

Status Ready for Review

Account Code	Description	CY Balance	LY Balance	Change
KREMAT00001A	(Benefits Paid/Transfers Out) Krepp, Matthew - Accumulation (Accumulation)		\$10,000.00	100%
<b>TOTAL</b>		<b>CY Balance</b>	<b>LY Balance</b>	
			\$10,000.00	

## Supporting Documents

- General Ledger [Report](#)

## Standard Checklist

- Attach appropriate documentation in case of death or disability benefits or marriage breakdown
- Attach copies of Minutes, Rollover Benefits Statement, Lump Sum Payment form etc
- Ensure benefit calculated in accordance with Trust Deed

KREPP SUPERANNUATION FUND

# General Ledger

As at 30 June 2022

Transaction Date	Description	Units	Debit	Credit	Balance \$
					0.00 DR

Total Debits: 0.00

Total Credits: 0.00

# 48500 - Income Tax Expense

2022 Financial Year

---

**Preparer** Shelley Lian

**Reviewer** Steven Lee

**Status** Ready for Review

Account Code	Description	CY Balance	LY Balance	Change
48500	Income Tax Expense	(\$13,309.88)	\$17,702.96	(175.18)%
<b>TOTAL</b>		<b>CY Balance</b>	<b>LY Balance</b>	
		(\$13,309.88)	\$17,702.96	

## Supporting Documents

No supporting documents

# 49000 - Profit/Loss Allocation Account

2022 Financial Year

---

**Preparer** Shelley Lian

**Reviewer** Steven Lee

**Status** Ready for Review

Account Code	Description	CY Balance	LY Balance	Change
49000	Profit/Loss Allocation Account	(\$64,128.63)	\$80,775.29	(179.39)%
<b>TOTAL</b>		<b>CY Balance</b>	<b>LY Balance</b>	
		(\$64,128.63)	\$80,775.29	

## Supporting Documents

No supporting documents

## 50000 - Members

2022 Financial Year

Preparer Shelley Lian

Reviewer Steven Lee

Status Ready for Review

Account Code	Description	Opening Balance	Contribution Income	Earnings	Member Payments	Tax & Fees	Closing Balance	Change
KREJOH00001A	Krepp, John Frederik - Accumulation (Accumulation)	(\$116,535.00)	(\$24,476.60)	\$40,408.31		(\$5,725.52)	(\$106,328.81)	(8.76)%
KREJOH00003P	Krepp, John Frederik - Pension (TRIS (Retirement Phase))	(\$105,842.68)		\$32,877.47	\$5,000.00		(\$67,965.21)	(35.79)%
KREMAT00001A	Krepp, Matthew - Accumulation (Accumulation)	(\$77,067.16)		\$24,464.16		(\$5,690.29)	(\$58,293.29)	(24.36)%
KREVIC00001A	Krepp, Vicki Anne - Accumulation (Accumulation)	(\$1,665.63)	(\$4,113.36)	\$997.13		\$387.33	(\$4,394.53)	163.84%
<b>TOTAL</b>								
		<b>Opening Balance</b>	<b>Contribution Income</b>	<b>Earnings</b>	<b>Member Payments</b>	<b>Tax &amp; Fees</b>	<b>Closing Balance</b>	
		(\$301,110.47)	(\$28,589.96)	\$98,747.07	\$5,000.00	(\$11,028.48)	(\$236,981.84)	

### Supporting Documents

◦ [Members Summary Report](#)



◦ Members Statements [Report](#)

### **Standard Checklist**

Attach copies of Members Statements

# KREPP SUPERANNUATION FUND

## Members Statement

Matthew Krepp  
 10 Elstree Avenue  
 Menora, Western Australia, 6050, Australia

### Your Details

		Nominated Beneficiaries:	N/A
Date of Birth :	Provided	Nomination Type:	N/A
Age:	39	Vested Benefits:	58,293.29
Tax File Number:	Provided	Total Death Benefit:	58,293.29
Date Joined Fund:	01/07/2009	Current Salary:	0.00
Service Period Start Date:		Previous Salary:	0.00
Date Left Fund:		Disability Benefit:	0.00
Member Code:	KREMAT00001A		
Account Start Date:	01/07/2009		
Account Phase:	Accumulation Phase		
Account Description:	Accumulation		

### Your Balance

Total Benefits	58,293.29
<u>Preservation Components</u>	
Preserved	58,293.29
Unrestricted Non Preserved	
Restricted Non Preserved	
<u>Tax Components</u>	
Tax Free	
Taxable	58,293.29

### Your Detailed Account Summary

	This Year	Last Year
Opening balance at 01/07/2021	77,067.16	67,782.24
<u>Increases to Member account during the period</u>		
Employer Contributions		1,258.75
Personal Contributions (Concessional)		
Personal Contributions (Non Concessional)		
Government Co-Contributions		
Other Contributions		
Proceeds of Insurance Policies		
Transfers In		
Net Earnings	(24,464.16)	23,924.51
Internal Transfer In		
<u>Decreases to Member account during the period</u>		
Pensions Paid		
Contributions Tax		188.82
Income Tax	(5,690.29)	5,709.52
No TFN Excess Contributions Tax		
Excess Contributions Tax		
Refund Excess Contributions		
Division 293 Tax		
Insurance Policy Premiums Paid		
Management Fees		
Member Expenses		
Benefits Paid/Transfers Out		10,000.00
Superannuation Surcharge Tax		
Internal Transfer Out		
Closing balance at 30/06/2022	58,293.29	77,067.16

**KREPP SUPERANNUATION FUND**

**Members Statement**

---

**Trustee's Disclaimer**

This statement has been prepared by the Trustee for the member whose name appears at the top of this statement. Every effort has been made by the Trustee to ensure the accuracy and completeness of this Statement. The Trustee does not accept any liability for any error, omission or misprint. All amounts shown in relation to benefits do not take into account any amounts which may be withheld to satisfy the requirements imposed by the Income Tax Assessment Act 1936.

Signed by all the trustees of the fund

\_\_\_\_\_  
John Frederik Krepp  
Trustee

\_\_\_\_\_  
Vicki Anne Krepp  
Trustee

\_\_\_\_\_  
Matthew Krepp  
Trustee

# KREPP SUPERANNUATION FUND

## Members Statement

John Frederik Krepp  
 10 Elstree Avenue  
 Menora, Western Australia, 6050, Australia

### Your Details

Date of Birth :	Provided	Nominated Beneficiaries:	N/A
Age:	66	Nomination Type:	N/A
Tax File Number:	Provided	Vested Benefits:	106,328.81
Date Joined Fund:	30/04/2008	Total Death Benefit:	106,328.81
Service Period Start Date:	30/04/2008	Current Salary:	0.00
Date Left Fund:		Previous Salary:	0.00
Member Code:	KREJOH00001A	Disability Benefit:	0.00
Account Start Date:	30/04/2008		
Account Phase:	Accumulation Phase		
Account Description:	Accumulation		

### Your Balance

Total Benefits	106,328.81
<u>Preservation Components</u>	
Preserved	70,921.35
Unrestricted Non Preserved	35,407.46
Restricted Non Preserved	
<u>Tax Components</u>	
Tax Free	
Taxable	106,328.81

### Your Detailed Account Summary

	This Year	Last Year
Opening balance at 01/07/2021	116,535.00	70,921.35
<u>Increases to Member account during the period</u>		
Employer Contributions	24,476.60	24,052.58
Personal Contributions (Concessional)		
Personal Contributions (Non Concessional)		
Government Co-Contributions		
Other Contributions		
Proceeds of Insurance Policies		
Transfers In		
Net Earnings	(40,408.31)	33,057.04
Internal Transfer In		
<u>Decreases to Member account during the period</u>		
Pensions Paid		
Contributions Tax	3,671.50	3,607.89
Income Tax	(9,397.02)	7,888.08
No TFN Excess Contributions Tax		
Excess Contributions Tax		
Refund Excess Contributions		
Division 293 Tax		
Insurance Policy Premiums Paid		
Management Fees		
Member Expenses		
Benefits Paid/Transfers Out		
Superannuation Surcharge Tax		
Internal Transfer Out		
Closing balance at 30/06/2022	106,328.81	116,535.00

**KREPP SUPERANNUATION FUND**

**Members Statement**

---

**Trustee's Disclaimer**

This statement has been prepared by the Trustee for the member whose name appears at the top of this statement. Every effort has been made by the Trustee to ensure the accuracy and completeness of this Statement. The Trustee does not accept any liability for any error, omission or misprint. All amounts shown in relation to benefits do not take into account any amounts which may be withheld to satisfy the requirements imposed by the Income Tax Assessment Act 1936.

Signed by all the trustees of the fund

\_\_\_\_\_  
John Frederik Krepp  
Trustee

\_\_\_\_\_  
Vicki Anne Krepp  
Trustee

\_\_\_\_\_  
Matthew Krepp  
Trustee

# KREPP SUPERANNUATION FUND

## Members Statement

John Frederik Krepp  
 10 Elstree Avenue  
 Menora, Western Australia, 6050, Australia

### Your Details

Date of Birth :	Provided	Nominated Beneficiaries:	N/A
Age:	66	Nomination Type:	N/A
Tax File Number:	Provided	Vested Benefits:	67,965.21
Date Joined Fund:	30/04/2008	Total Death Benefit:	67,965.21
Service Period Start Date:	30/04/2008	Current Salary:	0.00
Date Left Fund:		Previous Salary:	0.00
Member Code:	KREJOH00003P	Disability Benefit:	0.00
Account Start Date:	31/03/2021		
Account Phase:	Retirement Phase		
Account Description:	TRIS (Retirement Phase)		

### Your Balance

Total Benefits	67,965.21
<u>Preservation Components</u>	
Preserved	(7,000.00)
Unrestricted Non Preserved	74,965.21
Restricted Non Preserved	
<u>Tax Components</u>	
Tax Free (2.12%)	1,443.83
Taxable	66,521.38

### Your Detailed Account Summary

	This Year	Last Year
Opening balance at 01/07/2021	105,842.68	81,631.59
<u>Increases to Member account during the period</u>		
Employer Contributions		
Personal Contributions (Concessional)		
Personal Contributions (Non Concessional)		
Government Co-Contributions		
Other Contributions		
Proceeds of Insurance Policies		
Transfers In		
Net Earnings	(32,877.47)	32,841.09
Internal Transfer In		
<u>Decreases to Member account during the period</u>		
Pensions Paid	5,000.00	8,630.00
Contributions Tax		
Income Tax		
No TFN Excess Contributions Tax		
Excess Contributions Tax		
Refund Excess Contributions		
Division 293 Tax		
Insurance Policy Premiums Paid		
Management Fees		
Member Expenses		
Benefits Paid/Transfers Out		
Superannuation Surcharge Tax		
Internal Transfer Out		
Closing balance at 30/06/2022	67,965.21	105,842.68

**KREPP SUPERANNUATION FUND**

**Members Statement**

---

**Trustee's Disclaimer**

This statement has been prepared by the Trustee for the member whose name appears at the top of this statement. Every effort has been made by the Trustee to ensure the accuracy and completeness of this Statement. The Trustee does not accept any liability for any error, omission or misprint. All amounts shown in relation to benefits do not take into account any amounts which may be withheld to satisfy the requirements imposed by the Income Tax Assessment Act 1936.

Signed by all the trustees of the fund

\_\_\_\_\_  
John Frederik Krepp  
Trustee

\_\_\_\_\_  
Vicki Anne Krepp  
Trustee

\_\_\_\_\_  
Matthew Krepp  
Trustee

# KREPP SUPERANNUATION FUND

## Members Statement

Vicki Anne Krepp  
 10 Elstree Avenue  
 Menora, Western Australia, 6050, Australia

### Your Details

Date of Birth :	Provided	Nominated Beneficiaries:	N/A
Age:	66	Nomination Type:	N/A
Tax File Number:	Provided	Vested Benefits:	4,394.53
Date Joined Fund:	30/04/2008	Total Death Benefit:	4,394.53
Service Period Start Date:	30/04/2008	Current Salary:	0.00
Date Left Fund:		Previous Salary:	0.00
Member Code:	KREVIC00001A	Disability Benefit:	0.00
Account Start Date:	30/04/2008		
Account Phase:	Accumulation Phase		
Account Description:	Accumulation		

### Your Balance

Total Benefits	4,394.53
<u>Preservation Components</u>	
Preserved	
Unrestricted Non Preserved	4,394.53
Restricted Non Preserved	
<u>Tax Components</u>	
Tax Free	1,000.00
Taxable	3,394.53

### Your Detailed Account Summary

	This Year	Last Year
Opening balance at 01/07/2021	1,665.63	
<u>Increases to Member account during the period</u>		
Employer Contributions	4,113.36	1,821.32
Personal Contributions (Concessional)		
Personal Contributions (Non Concessional)		
Government Co-Contributions		
Other Contributions		
Proceeds of Insurance Policies		
Transfers In		
Net Earnings	(997.13)	152.96
Internal Transfer In		
<u>Decreases to Member account during the period</u>		
Pensions Paid		
Contributions Tax	617.09	273.20
Income Tax	(229.76)	35.45
No TFN Excess Contributions Tax		
Excess Contributions Tax		
Refund Excess Contributions		
Division 293 Tax		
Insurance Policy Premiums Paid		
Management Fees		
Member Expenses		
Benefits Paid/Transfers Out		
Superannuation Surcharge Tax		
Internal Transfer Out		
Closing balance at 30/06/2022	4,394.53	1,665.63



# Members Statement

---

### Trustee's Disclaimer

This statement has been prepared by the Trustee for the member whose name appears at the top of this statement. Every effort has been made by the Trustee to ensure the accuracy and completeness of this Statement. The Trustee does not accept any liability for any error, omission or misprint. All amounts shown in relation to benefits do not take into account any amounts which may be withheld to satisfy the requirements imposed by the Income Tax Assessment Act 1936.

Signed by all the trustees of the fund

---

John Frederik Krepp  
Trustee

---

Vicki Anne Krepp  
Trustee

---

Matthew Krepp  
Trustee

KREPP SUPERANNUATION FUND

# Members Summary

As at 30 June 2022

Opening Balances	Increases				Decreases					Closing Balance	
	Contributions	Transfers In	Net Earnings	Insurance Proceeds	Pensions Paid	Contributions Tax	Taxes Paid	Benefits Paid/Transfers Out	Insurance Premiums		Member Expenses
<b>Matthew Krepp (Age: 39)</b>											
KREMAT00001A - Accumulation											
77,067.16			(24,464.16)				(5,690.29)				58,293.29
<b>77,067.16</b>			<b>(24,464.16)</b>				<b>(5,690.29)</b>				<b>58,293.29</b>
<b>John Frederik Krepp (Age: 66)</b>											
KREJOH00001A - Accumulation											
116,535.00	24,476.60		(40,408.31)			3,671.50	(9,397.02)				106,328.81
KREJOH00003P - TRIS (Retirement Phase) - Tax Free: 2.12%											
105,842.68			(32,877.47)		5,000.00						67,965.21
<b>222,377.68</b>	<b>24,476.60</b>		<b>(73,285.78)</b>		<b>5,000.00</b>	<b>3,671.50</b>	<b>(9,397.02)</b>				<b>174,294.02</b>
<b>Vicki Anne Krepp (Age: 66)</b>											
KREVIC00001A - Accumulation											
1,665.63	4,113.36		(997.13)			617.09	(229.76)				4,394.53
<b>1,665.63</b>	<b>4,113.36</b>		<b>(997.13)</b>			<b>617.09</b>	<b>(229.76)</b>				<b>4,394.53</b>
<b>301,110.47</b>	<b>28,589.96</b>		<b>(98,747.07)</b>		<b>5,000.00</b>	<b>4,288.59</b>	<b>(15,317.07)</b>				<b>236,981.84</b>

# 60400 - Bank Accounts

2022 Financial Year

Preparer Shelley Lian

Reviewer Steven Lee

Status Ready for Review

Account Code	Description	CY Balance	LY Balance	Change
ANZ016	ANZ Cash Investment Acct 4830-05016	(\$14.90)	\$226,558.32	(100.01)%
ANZ479410668	ANZ Business Premium Saver 4794-10668	\$2,984.15	\$51.59	5684.36%
<b>TOTAL</b>		<b>CY Balance</b>	<b>LY Balance</b>	
		\$2,969.25	\$226,609.91	

## Supporting Documents

- Bank Statement Report [Report](#)
- Cash Investment 26.pdf [ANZ016](#)
- 154.pdf [ANZ479410668](#)
- 156.pdf [ANZ479410668](#)
- 159.pdf [ANZ479410668](#)
- 157.pdf [ANZ479410668](#)
- 163.pdf [ANZ479410668](#)
- 155.pdf [ANZ479410668](#)
- 162.pdf [ANZ479410668](#)
- Cash Investment 27.pdf [ANZ016](#)
- Cash Investment 28.pdf [ANZ016](#)
- 161.pdf [ANZ479410668](#)
- 165.pdf [ANZ479410668](#)
- 160.pdf [ANZ479410668](#)
- 158.pdf [ANZ479410668](#)
- 153.pdf [ANZ479410668](#)
- 164.pdf [ANZ479410668](#)

## Standard Checklist

- Attach Copies of Bank Statements
- Attach copy of Bank Statement Report
- Ensure all Balances match Statement Balances at June 30
- Ensure all Transactions have been entered

# KREPP SUPERANNUATION FUND

## Bank Statement Report

For The Period 01 July 2021 to 30 June 2022

**Chart Code:** 60400 / ANZ016  
**Account Name:** ANZ Cash Investment Acct 4830-05016  
**BSB and Account Number:** 012012 483005016

<b>Opening Balance</b>	-	<b>Total Debits</b>	+	<b>Total Credits</b>	=	<b>Closing Balance</b>	<b>Data Feed Used</b>
\$ 226,558.32		\$ 5,113,424.22		\$ 4,886,851.00		\$ (14.90)	

Date	Description	Debit \$	Credit \$	Ledger Balance \$	Statement Balance \$	Variance \$
01/07/2021	Opening Balance			226,558.32		
01/07/2021	DIVIDEND FROM ANZ DIVIDEND A071/00594241		1,162.00	227,720.32		
01/07/2021	TRANSFER FROM CMC MARKETS STOC C15188324		21,740.87	249,461.19		
01/07/2021	TRANSFER FROM CMC MARKETS STOC 16668097 [SHARE TRADE WITHDRAWAL TO CMC MARKETS STOC 16668096]	1,055.00		248,406.19		
01/07/2021	SHARE TRADE WITHDRAWAL TO CMC MARKETS STOC C15188401	20,462.48		227,943.71		
02/07/2021	TRANSFER FROM CMC MARKETS STOC C15205549		19,718.29	247,662.00		
02/07/2021	SHARE TRADE WITHDRAWAL TO CMC MARKETS STOC C15189771	40,810.67		206,851.33		
08/07/2021	SHARE TRADE WITHDRAWAL TO CMC MARKETS STOC C15273758 [BUY 2000 1211:HK]	81,252.57		125,598.76		
08/07/2021	SHARE TRADE WITHDRAWAL TO CMC MARKETS STOC C15275550 [BUY 3000 1211:HK]	120,446.93		5,151.83		
13/07/2021	TRANSFER FROM CMC MARKETS STOC C15327866		241,039.85	246,191.68		
14/07/2021	TRANSFER FROM CMC MARKETS STOC C15330990 [SELL 2460 ARG]		22,332.44	268,524.12		
15/07/2021	SHARE TRADE WITHDRAWAL TO CMC MARKETS STOC C15349602 [BUY 500 1211:HK]	20,665.38		247,858.74		
15/07/2021	SHARE TRADE WITHDRAWAL TO CMC MARKETS STOC C15349574 [BUY 6000 1211:HK]	247,753.20		105.54		
20/07/2021	TRANSFER FROM CMC MARKETS STOC C15396082		234,992.48	235,098.02		
22/07/2021	ANZ INTERNET BANKING FUNDS TFER TRANSFER 758561 TO 012012483005016 [ANZ INTERNET BANKING FUNDS TFER TRANSFER 758561 FROM 479410668]		2,110.47	237,208.49		

**KREPP SUPERANNUATION FUND**  
**Bank Statement Report**

For The Period 01 July 2021 to 30 June 2022

Date	Description	Debit \$	Credit \$	Ledger Balance \$	Statement Balance \$	Variance \$
23/07/2021	BUY 155000 PLS [SHARE TRADE WITHDRAWAL TO CMC MARKETS STOC C15449498]	234,307.46		2,901.03		
26/07/2021	SHARE TRADE WITHDRAWAL TO CMC MARKETS STOC C15469660 [BUY 904 GMG]	20,013.95		(17,112.92)		
26/07/2021	SHARE TRADE WITHDRAWAL TO CMC MARKETS STOC C15469041 [BUY 6800 MFF]	20,013.99		(37,126.91)		
26/07/2021	SHARE TRADE WITHDRAWAL TO CMC MARKETS STOC C15469306 [BUY 4300 HLS]	20,318.33		(57,445.24)		
27/07/2021	SHARE TRADE WITHDRAWAL TO CMC MARKETS STOC C15474152 [BUY 10000 DTC]	10,419.95		(67,865.19)		
27/07/2021	SHARE TRADE WITHDRAWAL TO CMC MARKETS STOC C15474936 [BUY 20000 NSC]	20,022.00		(87,887.19)		
27/07/2021	SHARE TRADE WITHDRAWAL TO CMC MARKETS STOC C15474816 [BUY 7200 MGOC]	20,038.02		(107,925.21)		
28/07/2021	SHARE TRADE WITHDRAWAL TO CMC MARKETS STOC C15497917 [BUY 500 1211:HK]	20,385.84		(128,311.05)		
30/07/2021	TRANSFER FROM CMC MARKETS STOC C15529673		17,647.16	(110,663.89)		
30/07/2021	CREDIT INTEREST PAID		1.28	(110,662.61)		
03/08/2021	SHARE TRADE WITHDRAWAL TO CMC MARKETS STOC C15558280 [BUY 300 VESG]	21,870.04		(132,532.65)		
04/08/2021	SHARE TRADE WITHDRAWAL TO CMC MARKETS STOC C15577481 [BUY 2500 1211:HK]	113,636.10		(246,168.75)		
09/08/2021	TRANSFER FROM CMC MARKETS STOC C15628141 [SELL 20000 NSC]		18,970.05	(227,198.70)		
09/08/2021	TRANSFER FROM CMC MARKETS STOC C15629288 [SELL 6800 MFF]		19,698.31	(207,500.39)		
11/08/2021	SHARE TRADE WITHDRAWAL TO CMC MARKETS STOC C15663754 [BUY 3300 JLG]	20,053.03		(227,553.42)		
13/08/2021	SHARE TRADE WITHDRAWAL TO CMC MARKETS STOC C15696075 [BUY 2600 LYC]	20,120.11		(247,673.53)		
17/08/2021	TRANSFER FROM CMC MARKETS STOC C15738195 [SELL 7200 MGOC]		19,922.07	(227,751.46)		
17/08/2021	TRANSFER FROM CMC MARKETS STOC C15737964 [SELL 904 GMG]		20,696.89	(207,054.57)		
17/08/2021	SHARE TRADE WITHDRAWAL TO CMC MARKETS STOC C15741280 [BUY 500 1211:HK]	24,141.22		(231,195.79)		
18/08/2021	TRANSFER FROM CMC MARKETS STOC C15773076 [SELL 155000 PLS] [TRANSFER FROM CMC MARKETS STOC C15461187] [SELL 10000 DTC] [TRANSFER FROM CMC MARKETS STOC C15475921] [SELL 3000 1211:HK]		254,788.73	23,592.94		

**KREPP SUPERANNUATION FUND**  
**Bank Statement Report**

For The Period 01 July 2021 to 30 June 2022

Date	Description	Debit \$	Credit \$	Ledger Balance \$	Statement Balance \$	Variance \$
18/08/2021	TRANSFER FROM CMC MARKETS STOC C15773076 [SELL 155000 PLS] [TRANSFER FROM CMC MARKETS STOC C15461187] [SELL 10000 DTC] [TRANSFER FROM CMC MARKETS STOC C15475921] [SELL 3000 1211:HK]		10,696.55	34,289.49		
18/08/2021	ANZ INTERNET BANKING FUNDS TFER TRANSFER 615968 TO 012012483005016 [ANZ INTERNET BANKING FUNDS TFER TRANSFER 615968 FROM 479410668]		2,185.00	36,474.49		
18/08/2021	TRANSFER FROM CMC MARKETS STOC C15773076 [SELL 155000 PLS] [TRANSFER FROM CMC MARKETS STOC C15461187] [SELL 10000 DTC] [TRANSFER FROM CMC MARKETS STOC C15475921] [SELL 3000 1211:HK]		130,382.82	166,857.31		
19/08/2021	TRANSFER FROM CMC MARKETS STOC C15778687 [SELL 2600 LYC]		19,041.19	185,898.50		
19/08/2021	SHARE TRADE WITHDRAWAL TO CMC MARKETS STOC C15776437 [BUY 6800 MFF]	20,150.14		165,748.36		
19/08/2021	SHARE TRADE WITHDRAWAL TO CMC MARKETS STOC C15776888 [BUY 93000 MAH]	21,413.53		144,334.83		
20/08/2021	DIVIDEND FROM BWP TRUST DISTBN FIN21/00807476 [Amount Receivable]		477.41	144,812.24		
20/08/2021	TRANSFER FROM CMC MARKETS STOC C15800054 [SELL 300 VESG]		22,448.28	167,260.52		
20/08/2021	SHARE TRADE WITHDRAWAL TO CMC MARKETS STOC C15800656 [BUY 141 VDHG]	8,687.22		158,573.30		
20/08/2021	SHARE TRADE WITHDRAWAL TO CMC MARKETS STOC C15799432 [BUY 4930 AZJ]	20,037.82		138,535.48		
20/08/2021	SHARE TRADE WITHDRAWAL TO CMC MARKETS STOC C15799495 [BUY 10300 AST]	20,055.53		118,479.95		
20/08/2021	SHARE TRADE WITHDRAWAL TO CMC MARKETS STOC C15799575 [BUY 2410 PDL]	20,108.54		98,371.41		
20/08/2021	SHARE TRADE WITHDRAWAL TO CMC MARKETS STOC C15799254 [BUY 3430 HVN]	20,156.24		78,215.17		
20/08/2021	SHARE TRADE WITHDRAWAL TO CMC MARKETS STOC C15801847 [BUY 1580 BHP]	77,129.06		1,086.11		
25/08/2021	TRANSFER FROM CMC MARKETS STOC C15856305 [SELL 1580 BHP]		70,364.34	71,450.45		
25/08/2021	SHARE TRADE WITHDRAWAL TO CMC MARKETS STOC C15856597 [BUY 1150 VDHG]	71,021.53		428.92		
26/08/2021	TRANSFER FROM CMC MARKETS STOC C15881737 [SELL 3300 JLG]		19,972.17	20,401.09		

**KREPP SUPERANNUATION FUND**  
**Bank Statement Report**

For The Period 01 July 2021 to 30 June 2022

Date	Description	Debit \$	Credit \$	Ledger Balance \$	Statement Balance \$	Variance \$
31/08/2021	CREDIT INTEREST PAID		0.43	20,401.52		
01/09/2021	TRANSFER FROM CMC MARKETS STOC C15953805 [SELL 4300 HLS]		20,789.11	41,190.63		
02/09/2021	SHARE TRADE WITHDRAWAL TO CMC MARKETS STOC C15975233 [BUY 9100 PLS]	20,133.12		21,057.51		
02/09/2021	SHARE TRADE WITHDRAWAL TO CMC MARKETS STOC C15975359 [BUY 338 VDHG]	21,002.74		54.77		
07/09/2021	TRANSFER FROM CMC MARKETS STOC C16029046 [SELL 3430 HVN]		18,080.45	18,135.22		
07/09/2021	TRANSFER FROM CMC MARKETS STOC C16029074 [SELL 4930 AZJ]		18,664.15	36,799.37		
07/09/2021	SHARE TRADE WITHDRAWAL TO CMC MARKETS STOC C16029157 [BUY 15880 PLS]	36,723.15		76.22		
08/09/2021	TRANSFER FROM CMC MARKETS STOC C16053089 [SELL 6800 MFF]		19,970.01	20,046.23		
08/09/2021	TRANSFER FROM CMC MARKETS STOC C16052956 [SELL 2410 PDL]		21,389.30	41,435.53		
14/09/2021	TRANSFER FROM CMC MARKETS STOC C16123409 [SELL 93000 MAH]		20,212.38	61,647.91		
14/09/2021	TRANSFER FROM CMC MARKETS STOC C16120017 [SELL 24980 PLS]		52,150.77	113,798.68		
15/09/2021	TRANSFER FROM CMC MARKETS STOC C16135367 [SELL 10300 AST]		20,062.90	133,861.58		
15/09/2021	TRANSFER FROM CMC MARKETS STOC C16138032 [SELL 1629 VDHG]		100,245.20	234,106.78		
17/09/2021	SHARE TRADE WITHDRAWAL TO CMC MARKETS STOC C16183413 [BUY 20000 PLS]	49,654.56		184,452.22		
22/09/2021	DIVIDEND FROM AZJ LIMITED SEP21/00837134 [System Matched Income Data]		709.92	185,162.14		
22/09/2021	TRANSFER FROM CMC MARKETS STOC C16254203 [SELL 20000 PLS]		41,958.40	227,120.54		
29/09/2021	SHARE TRADE WITHDRAWAL TO CMC MARKETS STOC C16352346 [BUY 206 TSLA:US]	222,437.99		4,682.55		
30/09/2021	CREDIT INTEREST PAID		0.93	4,683.48		
27/10/2021	ANZ INTERNET BANKING FUNDS TFER TRANSFER 412429 TO 012012483005016 [ANZ INTERNET BANKING FUNDS TFER TRANSFER 412429 FROM 479410668]		3,120.00	7,803.48		
29/10/2021	CREDIT INTEREST PAID		0.01	7,803.49		

**KREPP SUPERANNUATION FUND**  
**Bank Statement Report**

For The Period 01 July 2021 to 30 June 2022

Date	Description	Debit \$	Credit \$	Ledger Balance \$	Statement Balance \$	Variance \$
02/11/2021	TRANSFER FROM CMC MARKETS STOC C16786237 [SELL 206 TSLA:US]		294,853.46	302,656.95		
03/11/2021	SHARE TRADE WITHDRAWAL TO CMC MARKETS STOC 18521201	41.25		302,615.70		
04/11/2021	SHARE TRADE WITHDRAWAL TO CMC MARKETS STOC C16812230 [BUY 19000 AST]	49,264.13		253,351.57		
04/11/2021	SHARE TRADE WITHDRAWAL TO CMC MARKETS STOC C16813764 [BUY 109500 PLS]	253,223.25		128.32		
08/11/2021	ANZ INTERNET BANKING FUNDS TFER TRANSFER 491717 TO 012012483005016 [ANZ INTERNET BANKING FUNDS TFER TRANSFER 491717 FROM 479410668 EFFECTIVE DATE 07 NOV 2021]		2,200.00	2,328.32		
10/11/2021	TRANSFER FROM CMC MARKETS STOC C16883249 [SELL 19000 AST]		48,966.08	51,294.40		
10/11/2021	SHARE TRADE WITHDRAWAL TO CMC MARKETS STOC C16888633 [BUY 2150 PLS]	5,158.45		46,135.95		
10/11/2021	SHARE TRADE WITHDRAWAL TO CMC MARKETS STOC C16888996 [BUY 19360 PLS]	46,127.49		8.46		
12/11/2021	ANZ INTERNET BANKING FUNDS TFER TRANSFER 450698 TO 012012483005016 [ANZ INTERNET BANKING FUNDS TFER TRANSFER 450698 FROM 479410668]		165.74	174.20		
24/11/2021	TRANSFER FROM CMC MARKETS STOC C17078662 [SELL 131010 PLS]		308,843.50	309,017.70		
24/11/2021	SHARE TRADE WITHDRAWAL TO CMC MARKETS STOC C17091302 [BUY 124900 PLS]	308,842.35		175.35		
30/11/2021	CREDIT INTEREST PAID		0.17	175.52		
01/12/2021	TRANSFER FROM CMC MARKETS STOC C17168553 [SELL 124900 PLS]		286,954.00	287,129.52		
01/12/2021	SHARE TRADE WITHDRAWAL TO CMC MARKETS STOC C17180941 [BUY 20000 PLS]	49,854.78		237,274.74		
01/12/2021	SHARE TRADE WITHDRAWAL TO CMC MARKETS STOC C17187654 [BUY 143 TSLA:US]	231,067.27		6,207.47		
03/12/2021	SHARE TRADE WITHDRAWAL TO CMC MARKETS STOC C17212304 [BUY 2343 PLS]	6,018.03		189.44		
08/12/2021	TRANSFER FROM CMC MARKETS STOC C17257174 [SELL 22343 PLS]		54,456.95	54,646.39		
08/12/2021	TRANSFER FROM CMC MARKETS STOC C17271742 [SELL 143 TSLA:US]		198,282.22	252,928.61		
15/12/2021	SHARE TRADE WITHDRAWAL TO CMC MARKETS STOC C17335147 [BUY 93922 PLS]	252,282.67		645.94		



**KREPP SUPERANNUATION FUND**  
**Bank Statement Report**

For The Period 01 July 2021 to 30 June 2022

Date	Description	Debit \$	Credit \$	Ledger Balance \$	Statement Balance \$	Variance \$
24/12/2021	TRANSFER FROM CMC MARKETS STOC C17425721 [SELL 93922 PLS]		242,052.21	242,698.15		
31/12/2021	CREDIT INTEREST PAID		0.48	242,698.63		
04/01/2022	ANZ INTERNET BANKING FUNDS TFER TRANSFER 760674 TO 012012483005016 [ANZ INTERNET BANKING FUNDS TFER TRANSFER 760674 FROM 479410668]		2,500.00	245,198.63		
05/01/2022	SHARE TRADE WITHDRAWAL TO CMC MARKETS STOC 19307287	49.00		245,149.63		
06/01/2022	TRANSFER FROM CMC MARKETS STOC 19331023 [SHARE TRADE WITHDRAWAL TO CMC MARKETS STOC 19331022]	6,000.00		239,149.63		
06/01/2022	SHARE TRADE WITHDRAWAL TO CMC MARKETS STOC C17503245 [BUY 3500 AGL]	21,933.46		217,216.17		
06/01/2022	SHARE TRADE WITHDRAWAL TO CMC MARKETS STOC C17511135 [BUY 127 TSLA:US]	211,565.82		5,650.35		
12/01/2022	ANZ INTERNET BANKING FUNDS TFER TRANSFER 590388 TO 012012483005016 [ANZ INTERNET BANKING FUNDS TFER TRANSFER 590388 FROM 479410668]		2,160.00	7,810.35		
25/01/2022	TRANSFER FROM CMC MARKETS STOC C17755358 [SELL 127 TSLA:US]		173,350.43	181,160.78		
27/01/2022	TRANSFER FROM CMC MARKETS STOC C17764184 [SELL 3500 AGL]		24,857.62	206,018.40		
03/02/2022	SHARE TRADE WITHDRAWAL TO CMC MARKETS STOC 19751420	49.00		205,969.40		
04/02/2022	SHARE TRADE WITHDRAWAL TO CMC MARKETS STOC C17897342 [BUY 9700 FMG]	198,329.35		7,640.05		
07/02/2022	ANZ INTERNET BANKING FUNDS TFER TRANSFER 441818 TO 012012483005016 [ANZ INTERNET BANKING FUNDS TFER TRANSFER 441818 FROM 479410668 EFFECTIVE DATE 06 FEB 2022]		323.00	7,963.05		
09/02/2022	ANZ INTERNET BANKING FUNDS TFER TRANSFER 906817 TO 012012483005016 [ANZ INTERNET BANKING FUNDS TFER TRANSFER 906817 FROM 479410668]		2,050.00	10,013.05		
09/02/2022	SHARE TRADE WITHDRAWAL TO CMC MARKETS STOC C17947355 [BUY 9460 CHR]	7,919.05		2,094.00		
11/02/2022	SHARE TRADE WITHDRAWAL TO CMC MARKETS STOC C17986212 [BUY 2544 CHR]	2,093.31		0.69		
16/02/2022	TRANSFER FROM CMC MARKETS STOC C18035609 [SELL 12004 CHR]		8,983.05	8,983.74		

**KREPP SUPERANNUATION FUND**  
**Bank Statement Report**

For The Period 01 July 2021 to 30 June 2022

Date	Description	Debit \$	Credit \$	Ledger Balance \$	Statement Balance \$	Variance \$
16/02/2022	TRANSFER FROM CMC MARKETS STOC C18024710 [SELL 9700 FMG]		218,696.54	227,680.28		
18/02/2022	SHARE TRADE WITHDRAWAL TO CMC MARKETS STOC C18066927 [BUY 1000 FLT]	21,058.62		206,621.66		
22/02/2022	TRANSFER FROM CMC MARKETS STOC C18095158 [SELL 1000 FLT]		20,362.57	226,984.23		
04/03/2022	SHARE TRADE WITHDRAWAL TO CMC MARKETS STOC C18235863 [BUY 60000 RED]	18,620.46		208,363.77		
04/03/2022	SHARE TRADE WITHDRAWAL TO CMC MARKETS STOC C18240651 [BUY 3000 QAU]	51,746.86		156,616.91		
07/03/2022	SHARE TRADE WITHDRAWAL TO CMC MARKETS STOC C18263956 [BUY 70000 RED]	22,775.03		133,841.88		
07/03/2022	SHARE TRADE WITHDRAWAL TO CMC MARKETS STOC C18262908 [BUY 14000 OOO]	132,725.84		1,116.04		
14/03/2022	TRANSFER FROM CMC MARKETS STOC C18344275 [SELL 130000 RED]		48,047.09	49,163.13		
17/03/2022	TRANSFER FROM CMC MARKETS STOC C18396099 [SELL 14000 OOO]		119,148.79	168,311.92		
18/03/2022	TRANSFER FROM CMC MARKETS STOC C18407753 [SELL 3000 QAU]		50,824.03	219,135.95		
25/03/2022	SHARE TRADE WITHDRAWAL TO CMC MARKETS STOC C18497256 [BUY 2100 OOO]	20,035.01		199,100.94		
25/03/2022	SHARE TRADE WITHDRAWAL TO CMC MARKETS STOC C18485091 [BUY 30000 LPI]	21,173.27		177,927.67		
25/03/2022	SHARE TRADE WITHDRAWAL TO CMC MARKETS STOC C18485352 [BUY 125000 RNU]	41,295.38		136,632.29		
25/03/2022	SHARE TRADE WITHDRAWAL TO CMC MARKETS STOC C18496906 [BUY 44000 PLS]	136,109.56		522.73		
29/03/2022	TRANSFER FROM CMC MARKETS STOC C18524577 [SELL 125000 RNU]		36,834.43	37,357.16		
29/03/2022	TRANSFER FROM CMC MARKETS STOC C18525723 [SELL 44000 PLS]		141,974.43	179,331.59		
01/04/2022	SHARE TRADE WITHDRAWAL TO CMC MARKETS STOC C18569232 [BUY 35000 CXO]	45,374.86		133,956.73		
04/04/2022	TRANSFER FROM CMC MARKETS STOC C18594698 [SELL 2100 OOO]		18,480.65	152,437.38		
04/04/2022	SHARE TRADE WITHDRAWAL TO CMC MARKETS STOC C18593267 [BUY 45007 NXM]	19,588.12		132,849.26		
04/04/2022	SHARE TRADE WITHDRAWAL TO CMC MARKETS STOC C18594524 [BUY 750 NCM]	20,279.79		112,569.47		
04/04/2022	SHARE TRADE WITHDRAWAL TO CMC MARKETS STOC C18593375 [BUY 1000 FMG]	20,672.72		91,896.75		

**KREPP SUPERANNUATION FUND**  
**Bank Statement Report**

For The Period 01 July 2021 to 30 June 2022

Date	Description	Debit \$	Credit \$	Ledger Balance \$	Statement Balance \$	Variance \$
04/04/2022	SHARE TRADE WITHDRAWAL TO CMC MARKETS STOC C18594923 [BUY 65000 CXO]	90,100.25		1,796.50		
05/04/2022	TRANSFER FROM CMC MARKETS STOC C18614720 [SELL 30000 LPI]		26,020.05	27,816.55		
05/04/2022	TRANSFER FROM CMC MARKETS STOC C18614797 [SELL 100000 CXO]		145,024.18	172,840.73		
06/04/2022	TRANSFER FROM CMC MARKETS STOC C18641486 [SELL 300000 AZL]		64,429.05	237,269.78		
06/04/2022	SHARE TRADE WITHDRAWAL TO CMC MARKETS STOC 20611915	41.25		237,228.53		
06/04/2022	SHARE TRADE WITHDRAWAL TO CMC MARKETS STOC C18639211 [BUY 4300 LYC]	49,461.35		187,767.18		
06/04/2022	SHARE TRADE WITHDRAWAL TO CMC MARKETS STOC C18639757 [BUY 1850 WPL]	61,179.96		126,587.22		
06/04/2022	SHARE TRADE WITHDRAWAL TO CMC MARKETS STOC C18627555 [BUY 300000 AZL]	61,567.65		65,019.57		
08/04/2022	TRANSFER FROM CMC MARKETS STOC C18683666 [SELL 4300 LYC]		43,898.15	108,917.72		
11/04/2022	ANZ INTERNET BANKING FUNDS TFER TRANSFER 377604 TO 012012483005016 [ANZ INTERNET BANKING FUNDS TFER TRANSFER 377604 FROM 479410668]		4,730.00	113,647.72		
11/04/2022	TRANSFER FROM CMC MARKETS STOC C18698579 [SELL 45007 NXM]		20,006.09	133,653.81		
11/04/2022	TRANSFER FROM CMC MARKETS STOC 20678720 [SHARE TRADE WITHDRAWAL TO CMC MARKETS STOC 20678719]	1,055.00		132,598.81		
11/04/2022	SHARE TRADE WITHDRAWAL TO CMC MARKETS STOC C18695736 [BUY 10600 NHC]	40,218.19		92,380.62		
11/04/2022	SHARE TRADE WITHDRAWAL TO CMC MARKETS STOC C18695644 [BUY 9200 WHC]	40,432.43		51,948.19		
12/04/2022	SHARE TRADE WITHDRAWAL TO CMC MARKETS STOC C18717631 [BUY 460 FMG]	10,075.55		41,872.64		
12/04/2022	SHARE TRADE WITHDRAWAL TO CMC MARKETS STOC C18717523 [BUY 4800 NHC]	18,596.44		23,276.20		
13/04/2022	SHARE TRADE WITHDRAWAL TO CMC MARKETS STOC C18725659 [BUY 50000 CYM]	10,019.95		13,256.25		
20/04/2022	SHARE TRADE WITHDRAWAL TO CMC MARKETS STOC C18774169 [BUY 15000 LPI]	13,064.37		191.88		
21/04/2022	TRANSFER FROM CMC MARKETS STOC C18801020 [SELL 750 NCM]		21,609.96	21,801.84		
21/04/2022	TRANSFER FROM CMC MARKETS STOC C18801811 [SELL 1460 FMG]		31,661.73	53,463.57		

**KREPP SUPERANNUATION FUND**  
**Bank Statement Report**

For The Period 01 July 2021 to 30 June 2022

Date	Description	Debit \$	Credit \$	Ledger Balance \$	Statement Balance \$	Variance \$
21/04/2022	TRANSFER FROM CMC MARKETS STOC C18801756 [SELL 9200 WHC]		43,054.59	96,518.16		
21/04/2022	SHARE TRADE WITHDRAWAL TO CMC MARKETS STOC C18802628 [BUY 3275 FOOD]	29,015.63		67,502.53		
21/04/2022	SHARE TRADE WITHDRAWAL TO CMC MARKETS STOC C18802536 [BUY 763 MVR]	29,285.60		38,216.93		
21/04/2022	SHARE TRADE WITHDRAWAL TO CMC MARKETS STOC C18802579 [BUY 4180 MNRS]	29,292.19		8,924.74		
04/05/2022	DIVIDEND FROM NHC DIVIDEND MAY22/00805656 [System Matched Income Data]		4,620.00	13,544.74		
16/05/2022	ANZ INTERNET BANKING FUNDS TFER TRANSFER 650677 TO 012012483005016 [ANZ INTERNET BANKING FUNDS TFER TRANSFER 650677 FROM 479410668]		2,000.00	15,544.74		
18/05/2022	SHARE TRADE WITHDRAWAL TO CMC MARKETS STOC C19126247 [BUY 19000 COB]	15,324.95		219.79		
23/05/2022	TRANSFER FROM CMC MARKETS STOC C19168607 [SELL 50000 CYM]		7,730.05	7,949.84		
23/05/2022	TRANSFER FROM CMC MARKETS STOC C19168577 [SELL 15000 LPI]		8,755.05	16,704.89		
23/05/2022	TRANSFER FROM CMC MARKETS STOC C19168574 [SELL 4180 MNRS]		22,547.17	39,252.06		
23/05/2022	TRANSFER FROM CMC MARKETS STOC C19168592 [SELL 3275 FOOD]		26,138.46	65,390.52		
23/05/2022	TRANSFER FROM CMC MARKETS STOC C19168553 [SELL 763 MVR]		26,469.84	91,860.36		
23/05/2022	TRANSFER FROM CMC MARKETS STOC C19168545 [SELL 1850 WPL]		55,069.36	146,929.72		
30/05/2022	TRANSFER FROM CMC MARKETS STOC C19237235 [SELL 19000 COB]		15,360.20	162,289.92		
30/05/2022	TRANSFER FROM CMC MARKETS STOC C19237208 [SELL 15400 NHC]		58,455.63	220,745.55		
31/05/2022	TRANSFER FROM CMC MARKETS STOC 21308309 [SHARE TRADE WITHDRAWAL TO CMC MARKETS STOC 21308308]	1,000.00		219,745.55		
01/06/2022	SHARE TRADE WITHDRAWAL TO CMC MARKETS STOC C19263679 [BUY 22600 COB]	20,023.00		199,722.55		
01/06/2022	SHARE TRADE WITHDRAWAL TO CMC MARKETS STOC C19260292 [BUY 5600 AGL]	48,643.32		151,079.23		
01/06/2022	SHARE TRADE WITHDRAWAL TO CMC MARKETS STOC C19253058 [BUY 5600 AGL]	49,334.21		101,745.02		

**KREPP SUPERANNUATION FUND**  
**Bank Statement Report**

For The Period 01 July 2021 to 30 June 2022

Date	Description	Debit \$	Credit \$	Ledger Balance \$	Statement Balance \$	Variance \$
02/06/2022	TRANSFER FROM CMC MARKETS STOC C19277091 [SELL 220000 ARU]		107,276.94	209,021.96		
02/06/2022	SHARE TRADE WITHDRAWAL TO CMC MARKETS STOC C19277136 [BUY 15000 COB]	14,044.95		194,977.01		
02/06/2022	SHARE TRADE WITHDRAWAL TO CMC MARKETS STOC C19269710 [BUY 220000 ARU]	101,311.32		93,665.69		
03/06/2022	SHARE TRADE WITHDRAWAL TO CMC MARKETS STOC C19284143 [BUY 3000 WOR]	45,199.67		48,466.02		
07/06/2022	SHARE TRADE WITHDRAWAL TO CMC MARKETS STOC C19319087 [BUY 14000 SXG]	9,982.70		38,483.32		
07/06/2022	SHARE TRADE WITHDRAWAL TO CMC MARKETS STOC C19319135 [BUY 2537 WOR]	38,459.19		24.13		
09/06/2022	TRANSFER FROM CMC MARKETS STOC C19348128 [SELL 37600 COB]		28,168.98	28,193.11		
09/06/2022	TRANSFER FROM CMC MARKETS STOC C19348109 [SELL 11200 AGL]		97,690.02	125,883.13		
09/06/2022	SHARE TRADE WITHDRAWAL TO CMC MARKETS STOC C19350481 [BUY 625 DBA:US]	19,499.68		106,383.45		
09/06/2022	SHARE TRADE WITHDRAWAL TO CMC MARKETS STOC C19350563 [BUY 313 IGE:US]	19,582.55		86,800.90		
10/06/2022	SHARE TRADE WITHDRAWAL TO CMC MARKETS STOC C19353042 [BUY 5700 WOR]	86,669.31		131.59		
17/06/2022	TRANSFER FROM CMC MARKETS STOC C19442211 [SELL 11237 WOR]		159,404.25	159,535.84		
20/06/2022	TRANSFER FROM CMC MARKETS STOC C19461133 [SELL 7600 PNV]		9,860.05	169,395.89		
20/06/2022	SHARE TRADE WITHDRAWAL TO CMC MARKETS STOC C19457916 [BUY 7600 PNV]	10,165.95		159,229.94		
21/06/2022	TRANSFER FROM CMC MARKETS STOC C19464220 [SELL 313 IGE:US]		17,363.57	176,593.51		
21/06/2022	TRANSFER FROM CMC MARKETS STOC C19464328 [SELL 625 DBA:US]		19,275.96	195,869.47		
22/06/2022	TRANSFER FROM CMC MARKETS STOC C19497039 [SELL 14000 SXG]		7,050.05	202,919.52		
24/06/2022	TRANSFER FROM CMC MARKETS STOC 21631980		71.57	202,991.09		
24/06/2022	SHARE TRADE WITHDRAWAL TO CMC MARKETS STOC C19527727 [BUY 1255 CNEW]	10,022.30		192,968.79		
27/06/2022	SHARE TRADE WITHDRAWAL TO CMC MARKETS STOC C19542146 [BUY 1000 IZZ]	48,172.93		144,795.86		
28/06/2022	SHARE TRADE WITHDRAWAL TO CMC MARKETS STOC C19551896 [BUY 557 IZZ]	27,099.98		117,695.88		

**KREPP SUPERANNUATION FUND**  
**Bank Statement Report**

For The Period 01 July 2021 to 30 June 2022

<b>Date</b>	<b>Description</b>	<b>Debit \$</b>	<b>Credit \$</b>	<b>Ledger Balance \$</b>	<b>Statement Balance \$</b>	<b>Variance \$</b>
28/06/2022	SHARE TRADE WITHDRAWAL TO CMC MARKETS STOC C19551873 [BUY 2000 1211:HK]	117,710.78		(14.90)		
30/06/2022	CLOSING BALANCE			(14.90)		
		<u>5,113,424.22</u>	<u>4,886,851.00</u>			

# KREPP SUPERANNUATION FUND

## Bank Statement Report

For The Period 01 July 2021 to 30 June 2022

**Chart Code:** 60400 / ANZ479410668  
**Account Name:** ANZ Business Premium Saver 4794-10668  
**BSB and Account Number:** 016350 479410668

<b>Opening Balance</b>	-	<b>Total Debits</b>	+	<b>Total Credits</b>	=	<b>Closing Balance</b>	<b>Data Feed Used</b>
\$ 51.59		\$ 37,267.41		\$ 40,199.97		\$ 2,984.15	

Date	Description	Debit \$	Credit \$	Ledger Balance \$	Statement Balance \$	Variance \$
01/07/2021	Opening Balance			51.59		
01/07/2021	TRANSFER FROM CMC MARKETS STOC 16668097 [SHARE TRADE WITHDRAWAL TO CMC MARKETS STOC 16668096]		1,055.00	1,106.59		
02/07/2021	TRANSFER FROM QUICKSUPER QUICKSPR2997611853		73.45	1,180.04		
05/07/2021	ANZ INTERNET BANKING BPAY TAX OFFICE PAYMENT {345896}	1,055.00		125.04		
07/07/2021	TRANSFER FROM SUPERCHOICE P/L PC06C013-6068519		1,952.77	2,077.81		
09/07/2021	TRANSFER FROM QUICKSUPER QUICKSPR3002092294		38.66	2,116.47		
22/07/2021	ANZ INTERNET BANKING FUNDS TFER TRANSFER 758561 TO 012012483005016 [ANZ INTERNET BANKING FUNDS TFER TRANSFER 758561 FROM 479410668]	2,110.47		6.00		
23/07/2021	TRANSFER FROM QUICKSUPER QUICKSPR3011396385		41.52	47.52		
05/08/2021	TRANSFER FROM SUPERCHOICE P/L PC06C013-6084625		2,024.12	2,071.64		
06/08/2021	TRANSFER FROM QUICKSUPER QUICKSPR3020344975		120.27	2,191.91		
18/08/2021	ANZ INTERNET BANKING FUNDS TFER TRANSFER 615968 TO 012012483005016 [ANZ INTERNET BANKING FUNDS TFER TRANSFER 615968 FROM 479410668]	2,185.00		6.91		
30/08/2021	TRANSFER FROM QUICKSUPER QUICKSPR3035005863		157.04	163.95		
03/09/2021	TRANSFER FROM SUPERCHOICE P/L PC06C012-6092756		2,041.84	2,205.79		
16/09/2021	TRANSFER FROM QUICKSUPER QUICKSPR3046766640		157.04	2,362.83		

# KREPP SUPERANNUATION FUND

## Bank Statement Report

For The Period 01 July 2021 to 30 June 2022

Date	Description	Debit \$	Credit \$	Ledger Balance \$	Statement Balance \$	Variance \$
17/09/2021	TRANSFER FROM QUICKSUPER QUICKSPR3047594389		1.05	2,363.88		
27/09/2021	TRANSFER FROM QUICKSUPER QUICKSPR3052866747		157.04	2,520.92		
11/10/2021	ANZ INTERNET BANKING BPAY TAX OFFICE PAYMENT {122513}	1,055.00		1,465.92		
11/10/2021	ANZ INTERNET BANKING PAYMENT 114327 TO SuperHelp Australia Pty Ltd	550.00		915.92		
12/10/2021	TRANSFER FROM QUICKSUPER QUICKSPR3063020922		157.04	1,072.96		
13/10/2021	TRANSFER FROM SUPERCHOICE P/L PC06C010- 6103684		2,049.28	3,122.24		
27/10/2021	ANZ INTERNET BANKING FUNDS TFER TRANSFER 412429 TO 012012483005016 [ANZ INTERNET BANKING FUNDS TFER TRANSFER 412429 FROM 479410668]	3,120.00		2.24		
28/10/2021	TRANSFER FROM QUICKSUPER QUICKSPR3073573096		157.04	159.28		
05/11/2021	TRANSFER FROM SUPERCHOICE P/L PC06C010- 6112990		2,054.42	2,213.70		
08/11/2021	ANZ INTERNET BANKING FUNDS TFER TRANSFER 491717 TO 012012483005016 [ANZ INTERNET BANKING FUNDS TFER TRANSFER 491717 FROM 479410668 EFFECTIVE DATE 07 NOV 2021]	2,200.00		13.70		
10/11/2021	TRANSFER FROM QUICKSUPER QUICKSPR3082008582		157.04	170.74		
12/11/2021	ANZ INTERNET BANKING FUNDS TFER TRANSFER 450698 TO 012012483005016 [ANZ INTERNET BANKING FUNDS TFER TRANSFER 450698 FROM 479410668]	165.74		5.00		
29/11/2021	TRANSFER FROM QUICKSUPER QUICKSPR3094462891		157.04	162.04		
13/12/2021	TRANSFER FROM SUPERCHOICE P/L PC06C010- 6121616		2,036.70	2,198.74		
16/12/2021	TRANSFER FROM QUICKSUPER QUICKSPR3106780778		157.04	2,355.78		
24/12/2021	TRANSFER FROM QUICKSUPER QUICKSPR3112157894		157.04	2,512.82		
04/01/2022	ANZ INTERNET BANKING FUNDS TFER TRANSFER 760674 TO 012012483005016 [ANZ INTERNET BANKING FUNDS TFER TRANSFER 760674 FROM 479410668]	2,500.00		12.82		



**KREPP SUPERANNUATION FUND**  
**Bank Statement Report**

For The Period 01 July 2021 to 30 June 2022

Date	Description	Debit \$	Credit \$	Ledger Balance \$	Statement Balance \$	Variance \$
06/01/2022	TRANSFER FROM CMC MARKETS STOC 19331023 [SHARE TRADE WITHDRAWAL TO CMC MARKETS STOC 19331022]		6,000.00	6,012.82		
07/01/2022	TRANSFER FROM QUICKSUPER QUICKSPR3119426596		157.04	6,169.86		
10/01/2022	TRANSFER FROM SUPERCHOICE P/L PC06C010-6125676		2,054.15	8,224.01		
10/01/2022	ANZ INTERNET BANKING PAYMENT 277925 TO CUA	5,000.00		3,224.01		
10/01/2022	ANZ INTERNET BANKING BPAY TAX OFFICE PAYMENT {277724}	1,055.00		2,169.01		
12/01/2022	ANZ INTERNET BANKING FUNDS TFER TRANSFER 590388 TO 012012483005016 [ANZ INTERNET BANKING FUNDS TFER TRANSFER 590388 FROM 479410668]	2,160.00		9.01		
21/01/2022	TRANSFER FROM QUICKSUPER QUICKSPR3128744882		157.04	166.05		
31/01/2022	CREDIT INTEREST PAID		0.01	166.06		
02/02/2022	TRANSFER FROM QUICKSUPER QUICKSPR3136186180		157.04	323.10		
07/02/2022	TRANSFER FROM SUPERCHOICE P/L PC06C010-6136640		2,060.13	2,383.23		
07/02/2022	ANZ INTERNET BANKING FUNDS TFER TRANSFER 441818 TO 012012483005016 [ANZ INTERNET BANKING FUNDS TFER TRANSFER 441818 FROM 479410668 EFFECTIVE DATE 06 FEB 2022]	323.00		2,060.23		
09/02/2022	ANZ INTERNET BANKING FUNDS TFER TRANSFER 906817 TO 012012483005016 [ANZ INTERNET BANKING FUNDS TFER TRANSFER 906817 FROM 479410668]	2,050.00		10.23		
14/02/2022	TRANSFER FROM QUICKSUPER QUICKSPR3144109197		157.04	167.27		
03/03/2022	TRANSFER FROM QUICKSUPER QUICKSPR3156933877		130.87	298.14		
10/03/2022	TRANSFER FROM SUPERCHOICE P/L PC06C006-6142959		2,108.31	2,406.45		
18/03/2022	TRANSFER FROM QUICKSUPER QUICKSPR3167587041		157.04	2,563.49		
21/03/2022	ANZ M-BANKING FUNDS TFER TRANSFER 254206 FROM 479137155 [ANZ M-BANKING FUNDS TFER TRANSFER 254867 TO 4564699028988326]	2,500.00		63.49		

**KREPP SUPERANNUATION FUND**  
**Bank Statement Report**

For The Period 01 July 2021 to 30 June 2022

Date	Description	Debit \$	Credit \$	Ledger Balance \$	Statement Balance \$	Variance \$
21/03/2022	ANZ M-BANKING FUNDS TFER TRANSFER 254206 FROM 479137155 [ANZ M-BANKING FUNDS TFER TRANSFER 254867 TO 4564699028988326]		2,500.00	2,563.49		
31/03/2022	TRANSFER FROM QUICKSUPER QUICKSPR3176269283		157.04	2,720.53		
07/04/2022	TRANSFER FROM SUPERCHOICE P/L PC06C006-6147863		2,015.48	4,736.01		
11/04/2022	ANZ INTERNET BANKING FUNDS TFER TRANSFER 377604 TO 012012483005016 [ANZ INTERNET BANKING FUNDS TFER TRANSFER 377604 FROM 479410668]	4,730.00		6.01		
11/04/2022	TRANSFER FROM CMC MARKETS STOC 20678720 [SHARE TRADE WITHDRAWAL TO CMC MARKETS STOC 20678719]		1,055.00	1,061.01		
13/04/2022	ANZ INTERNET BANKING BPAY TAX OFFICE PAYMENT {462797}	1,055.00		6.01		
14/04/2022	TRANSFER FROM QUICKSUPER QUICKSPR3186020707		104.69	110.70		
28/04/2022	TRANSFER FROM QUICKSUPER QUICKSPR3194591253		157.04	267.74		
06/05/2022	TRANSFER FROM SUPERCHOICE P/L PC06C006-6152961		2,083.08	2,350.82		
13/05/2022	TRANSFER FROM QUICKSUPER QUICKSPR3205853346		157.04	2,507.86		
16/05/2022	ANZ INTERNET BANKING FUNDS TFER TRANSFER 650677 TO 012012483005016 [ANZ INTERNET BANKING FUNDS TFER TRANSFER 650677 FROM 479410668]	2,000.00		507.86		
30/05/2022	TRANSFER FROM QUICKSUPER QUICKSPR3217198058		157.04	664.90		
31/05/2022	TRANSFER FROM CMC MARKETS STOC 21308309 [SHARE TRADE WITHDRAWAL TO CMC MARKETS STOC 21308308]		1,000.00	1,664.90		
01/06/2022	ANZ INTERNET BANKING PAYMENT 427338 TO SuperHelp Australia Pty Ltd	920.00		744.90		
10/06/2022	ANZ INTERNET BANKING BPAY TAX OFFICE PAYMENT {468977}	533.20		211.70		
14/06/2022	TRANSFER FROM QUICKSUPER QUICKSPR3228075444		157.04	368.74		
21/06/2022	TRANSFER FROM SUPERCHOICE P/L PC200622-116867493		1,996.32	2,365.06		

**KREPP SUPERANNUATION FUND**  
**Bank Statement Report**

For The Period 01 July 2021 to 30 June 2022

Date	Description	Debit \$	Credit \$	Ledger Balance \$	Statement Balance \$	Variance \$
23/06/2022	TRANSFER FROM ATO ATO009000016269588		462.05	2,827.11		
23/06/2022	TRANSFER FROM QUICKSUPER QUICKSPR3235324743		157.04	2,984.15		
30/06/2022	CLOSING BALANCE			2,984.15		
		<u>37,267.41</u>	<u>40,199.97</u>			



# ANZ CASH INVESTMENT ACCT STATEMENT

STATEMENT NUMBER 27

15 SEPTEMBER 2021 TO 15 MARCH 2022

MR JOHN FREDERIK KREPP  
MRS VICKI ANNE KREPP  
7/36 IVANHOE ST  
BASSENDEAN WA 6054

## WELCOME TO YOUR ANZ ACCOUNT AT A GLANCE

### Account Details

SHARE INVESTING LIMITED  
KREPP S/F

### Branch Number (BSB)

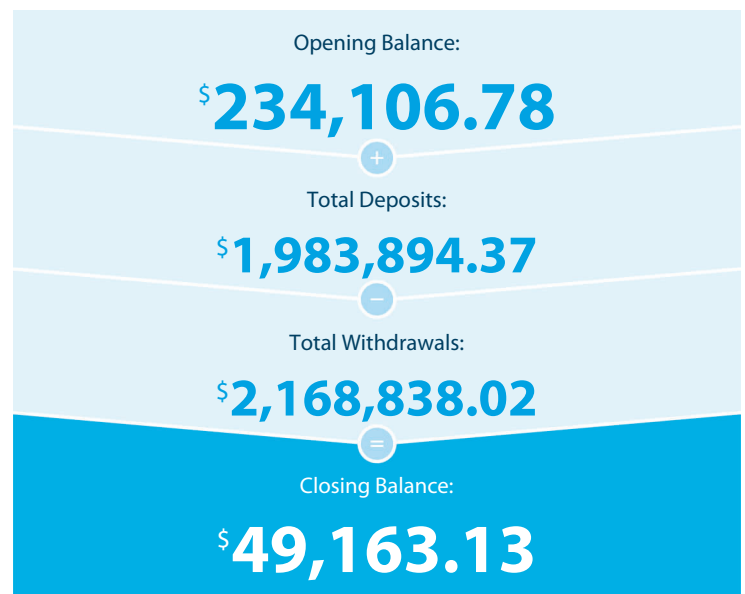
012-012

### Account Number

4830-05016

### Account Descriptor

TRUST ACCOUNT



## NEED TO GET IN TOUCH?



**ANZ Internet Banking**  
anz.com

OR



**Enquiries:** 133350  
**Lost/Stolen Cards:** 1800 033 844

# ANZ CASH INVESTMENT ACCT STATEMENT

Account Number 4830-05016

## Transaction Details

Please retain this statement for taxation purposes

Date	Transaction Details	Withdrawals (\$)	Deposits (\$)	Balance (\$)
<b>2021</b>				
<b>15 SEP</b>	<b>OPENING BALANCE</b>			<b>234,106.78</b>
17 SEP	<b>SHARE TRADE WITHDRAWAL</b> TO CMC MARKETS STOC C16183413	49,654.56		184,452.22
22 SEP	<b>DIVIDEND</b> FROM AZJ LIMITED SEP21/00837134		709.92	185,162.14
22 SEP	<b>TRANSFER</b> FROM CMC MARKETS STOC C16254203		41,958.40	227,120.54
29 SEP	<b>SHARE TRADE WITHDRAWAL</b> TO CMC MARKETS STOC C16352346	222,437.99		4,682.55
30 SEP	<b>CREDIT INTEREST PAID</b>		0.93	4,683.48
27 OCT	<b>ANZ INTERNET BANKING FUNDS TFER</b> TRANSFER 412429 FROM 479410668		3,120.00	7,803.48
29 OCT	<b>CREDIT INTEREST PAID</b>		0.01	7,803.49
02 NOV	<b>TRANSFER</b> FROM CMC MARKETS STOC C16786237		294,853.46	302,656.95
03 NOV	<b>SHARE TRADE WITHDRAWAL</b> TO CMC MARKETS STOC 18521201	41.25		302,615.70
04 NOV	<b>SHARE TRADE WITHDRAWAL</b> TO CMC MARKETS STOC C16812230	49,264.13		253,351.57
04 NOV	<b>SHARE TRADE WITHDRAWAL</b> TO CMC MARKETS STOC C16813764	253,223.25		128.32
08 NOV	<b>ANZ INTERNET BANKING FUNDS TFER</b> TRANSFER 491717 FROM 479410668 EFFECTIVE DATE 07 NOV 2021		2,200.00	2,328.32
10 NOV	<b>TRANSFER</b> FROM CMC MARKETS STOC C16883249		48,966.08	51,294.40
10 NOV	<b>SHARE TRADE WITHDRAWAL</b> TO CMC MARKETS STOC C16888633	5,158.45		46,135.95
10 NOV	<b>SHARE TRADE WITHDRAWAL</b> TO CMC MARKETS STOC C16888996	46,127.49		8.46
12 NOV	<b>ANZ INTERNET BANKING FUNDS TFER</b> TRANSFER 450698 FROM 479410668		165.74	174.20
24 NOV	<b>TRANSFER</b> FROM CMC MARKETS STOC C17078662		308,843.50	309,017.70
24 NOV	<b>SHARE TRADE WITHDRAWAL</b> TO CMC MARKETS STOC C17091302	308,842.35		175.35
30 NOV	<b>CREDIT INTEREST PAID</b>		0.17	175.52
01 DEC	<b>TRANSFER</b> FROM CMC MARKETS STOC C17168553		286,954.00	287,129.52
01 DEC	<b>SHARE TRADE WITHDRAWAL</b> TO CMC MARKETS STOC C17180941	49,854.78		237,274.74
01 DEC	<b>SHARE TRADE WITHDRAWAL</b> TO CMC MARKETS STOC C17187654	231,067.27		6,207.47
03 DEC	<b>SHARE TRADE WITHDRAWAL</b> TO CMC MARKETS STOC C17212304	6,018.03		189.44
08 DEC	<b>TRANSFER</b> FROM CMC MARKETS STOC C17257174		54,456.95	54,646.39
	<b>TOTALS AT END OF PAGE</b>	<b>\$1,221,689.55</b>	<b>\$1,042,229.16</b>	

# ANZ CASH INVESTMENT ACCT STATEMENT

Account Number 4830-05016

Date	Transaction Details	Withdrawals (\$)	Deposits (\$)	Balance (\$)
08 DEC	<b>TRANSFER</b> FROM CMC MARKETS STOC C17271742		198,282.22	252,928.61
15 DEC	<b>SHARE TRADE WITHDRAWAL</b> TO CMC MARKETS STOC C17335147	252,282.67		645.94
24 DEC	<b>TRANSFER</b> FROM CMC MARKETS STOC C17425721		242,052.21	242,698.15
31 DEC	<b>CREDIT INTEREST PAID</b>		0.48	242,698.63
<b>2022</b>				
04 JAN	<b>ANZ INTERNET BANKING FUNDS TFER</b> TRANSFER 760674 FROM 479410668		2,500.00	245,198.63
05 JAN	<b>SHARE TRADE WITHDRAWAL</b> TO CMC MARKETS STOC 19307287	49.00		245,149.63
06 JAN	<b>SHARE TRADE WITHDRAWAL</b> TO CMC MARKETS STOC 19331022	6,000.00		239,149.63
06 JAN	<b>SHARE TRADE WITHDRAWAL</b> TO CMC MARKETS STOC C17503245	21,933.46		217,216.17
06 JAN	<b>SHARE TRADE WITHDRAWAL</b> TO CMC MARKETS STOC C17511135	211,565.82		5,650.35
12 JAN	<b>ANZ INTERNET BANKING FUNDS TFER</b> TRANSFER 590388 FROM 479410668		2,160.00	7,810.35
25 JAN	<b>TRANSFER</b> FROM CMC MARKETS STOC C17755358		173,350.43	181,160.78
27 JAN	<b>TRANSFER</b> FROM CMC MARKETS STOC C17764184		24,857.62	206,018.40
03 FEB	<b>SHARE TRADE WITHDRAWAL</b> TO CMC MARKETS STOC 19751420	49.00		205,969.40
04 FEB	<b>SHARE TRADE WITHDRAWAL</b> TO CMC MARKETS STOC C17897342	198,329.35		7,640.05
07 FEB	<b>ANZ INTERNET BANKING FUNDS TFER</b> TRANSFER 441818 FROM 479410668 EFFECTIVE DATE 06 FEB 2022		323.00	7,963.05
09 FEB	<b>ANZ INTERNET BANKING FUNDS TFER</b> TRANSFER 906817 FROM 479410668		2,050.00	10,013.05
09 FEB	<b>SHARE TRADE WITHDRAWAL</b> TO CMC MARKETS STOC C17947355	7,919.05		2,094.00
11 FEB	<b>SHARE TRADE WITHDRAWAL</b> TO CMC MARKETS STOC C17986212	2,093.31		0.69
16 FEB	<b>TRANSFER</b> FROM CMC MARKETS STOC C18035609		8,983.05	8,983.74
16 FEB	<b>TRANSFER</b> FROM CMC MARKETS STOC C18024710		218,696.54	227,680.28
18 FEB	<b>SHARE TRADE WITHDRAWAL</b> TO CMC MARKETS STOC C18066927	21,058.62		206,621.66
22 FEB	<b>TRANSFER</b> FROM CMC MARKETS STOC C18095158		20,362.57	226,984.23
04 MAR	<b>SHARE TRADE WITHDRAWAL</b> TO CMC MARKETS STOC C18235863	18,620.46		208,363.77
04 MAR	<b>SHARE TRADE WITHDRAWAL</b> TO CMC MARKETS STOC C18240651	51,746.86		156,616.91
07 MAR	<b>SHARE TRADE WITHDRAWAL</b> TO CMC MARKETS STOC C18263956	22,775.03		133,841.88
<b>TOTALS AT END OF PAGE</b>		<b>\$814,422.63</b>	<b>\$893,618.12</b>	

# ANZ CASH INVESTMENT ACCT STATEMENT

Account Number 4830-05016

Date	Transaction Details	Withdrawals (\$)	Deposits (\$)	Balance (\$)
07 MAR	<b>SHARE TRADE WITHDRAWAL</b> TO CMC MARKETS STOC C18262908	132,725.84		1,116.04
14 MAR	<b>TRANSFER</b> FROM CMC MARKETS STOC C18344275		48,047.09	49,163.13
<b>TOTALS AT END OF PAGE</b>		<b>\$132,725.84</b>	<b>\$48,047.09</b>	
<b>TOTALS AT END OF PERIOD</b>		<b>\$2,168,838.02</b>	<b>\$1,983,894.37</b>	<b>\$49,163.13</b>

## This Statement Includes

Interest earned on deposits	\$1.59
-----------------------------	--------

## IMPORTANT INFORMATION

### PLEASE CHECK THE ENTRIES AND CALL 13 13 14 REGARDING ANY ERRORS ON THIS STATEMENT.

All entries generated are subject to authorisation and verification, and if necessary, adjustments will appear on a later statement.

Further information in relation to this product (including details of benefits or fees and charges) is available on request and you can access this information by reviewing the Terms and Conditions, and Fees and Charges brochures which can be found at [anz.com](http://anz.com) or by calling **13 13 14**.

If you have a complaint about an ANZ product or service, please contact us and we will try to resolve the issue as quickly as possible. Our customer complaints guide is available at <https://www.anz.com.au/support/contact-us/compliments-suggestions-complaints/>, alternatively you may wish to:

- Call us:**
- General enquiries **13 13 14**
  - If you're overseas **+61 3 9683 9999**
  - ANZ Complaint Resolution Team on **1800 805 154**
  - If you're deaf, hard of hearing and/or have a speech impairment, call **133 677** or visit the **National Relay Service** at: <https://nrschat.nrscall.gov.au/nrs/internetrelay>

- Write to us:** ANZ Complaint Resolution Team  
Locked Bag 4050,  
South Melbourne VIC 3205  
or **ANZ online complaints form:**  
<https://www.anz.com.au/support/contact-us/compliments-suggestions-complaints/feedback/>

- Visit us:** At your nearest ANZ branch.  
If you have a Relationship Manager, please feel free to contact them.

If an issue has not been resolved to your satisfaction, you can lodge a complaint with the Australian Financial Complaints Authority (AFCA). AFCA provides fair and independent financial services complaint resolution that is free to consumers.

- Call:** **1800 931 678** (free call within Australia), or **+61 1800 931 678** (International)
- Write to:** **Australian Financial Complaints Authority Limited**  
GPO Box 3,  
Melbourne VIC 3001
- Online:** Email: [info@afca.org.au](mailto:info@afca.org.au)  
Web: [www.afca.org.au](http://www.afca.org.au)



# ANZ CASH INVESTMENT ACCT STATEMENT

STATEMENT NUMBER 26

15 MARCH 2021 TO 15 SEPTEMBER 2021

MR JOHN FREDERIK KREPP  
MRS VICKI ANNE KREPP  
7/36 IVANHOE ST  
BASSENDEAN WA 6054

## WELCOME TO YOUR ANZ ACCOUNT AT A GLANCE

### Account Details

SHARE INVESTING LIMITED  
KREPP S/F

### Branch Number (BSB)

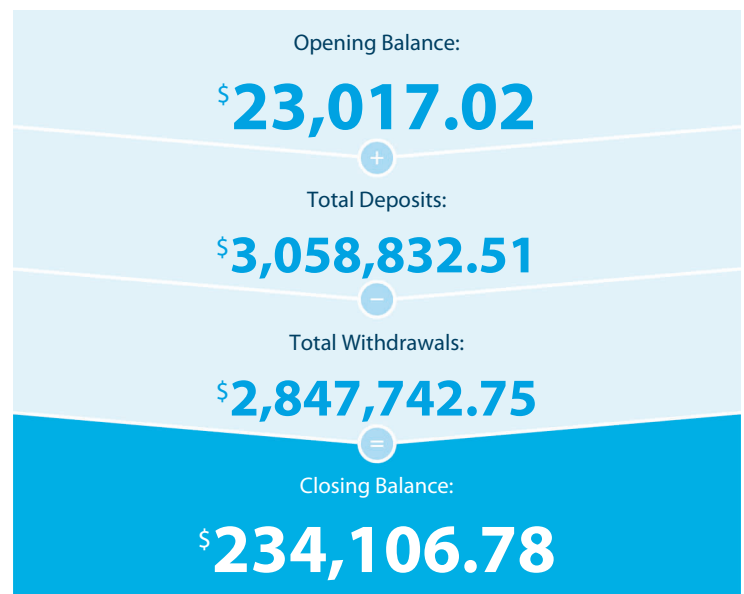
012-012

### Account Number

4830-05016

### Account Descriptor

TRUST ACCOUNT



## NEED TO GET IN TOUCH?



**ANZ Internet Banking**  
anz.com

OR



**Enquiries:** 133350  
**Lost/Stolen Cards:** 1800 033 844



# ANZ CASH INVESTMENT ACCT STATEMENT

Account Number 4830-05016

## Transaction Details

Please retain this statement for taxation purposes

Date	Transaction Details	Withdrawals (\$)	Deposits (\$)	Balance (\$)
<b>2021</b>				
<b>15 MAR</b>	<b>OPENING BALANCE</b>			<b>23,017.02</b>
17 MAR	<b>SHARE TRADE WITHDRAWAL</b> TO CMC MARKETS STOC C13971557	22,771.03		245.99
23 MAR	<b>TRANSFER</b> FROM CMC MARKETS STOC C14050262		164,281.76	164,527.75
24 MAR	<b>SHARE TRADE WITHDRAWAL</b> TO CMC MARKETS STOC C14051995	19,986.97		144,540.78
24 MAR	<b>SHARE TRADE WITHDRAWAL</b> TO CMC MARKETS STOC C14055862	24,295.90		120,244.88
24 MAR	<b>SHARE TRADE WITHDRAWAL</b> TO CMC MARKETS STOC C14068281	62,729.93		57,514.95
30 MAR	<b>DIVIDEND</b> FROM CBA ITM DIV 001256363399		2,250.00	59,764.95
31 MAR	<b>SHARE TRADE WITHDRAWAL</b> TO CMC MARKETS STOC C14137415	9,993.45		49,771.50
31 MAR	<b>SHARE TRADE WITHDRAWAL</b> TO CMC MARKETS STOC C14137082	22,696.94		27,074.56
31 MAR	<b>CREDIT INTEREST PAID</b>		6.13	27,080.69
06 APR	<b>SHARE TRADE WITHDRAWAL</b> TO CMC MARKETS STOC C14179696	25,887.04		1,193.65
08 APR	<b>ANZ INTERNET BANKING FUNDS TFER</b> TRANSFER 989990 FROM 479410668		7,080.00	8,273.65
12 APR	<b>SHARE TRADE WITHDRAWAL</b> TO CMC MARKETS STOC C14240156	8,270.45		3.20
14 APR	<b>TRANSFER</b> FROM CMC MARKETS STOC C14266753		24,830.05	24,833.25
14 APR	<b>SHARE TRADE WITHDRAWAL</b> TO CMC MARKETS STOC C14268104	1,015.05		23,818.20
14 APR	<b>SHARE TRADE WITHDRAWAL</b> TO CMC MARKETS STOC C14279277	10,117.80		13,700.40
15 APR	<b>TRANSFER</b> FROM CMC MARKETS STOC C14284092		988.05	14,688.45
15 APR	<b>SHARE TRADE WITHDRAWAL</b> TO CMC MARKETS STOC C14284219	10,020.75		4,667.70
16 APR	<b>ANZ INTERNET BANKING FUNDS TFER</b> TRANSFER 807752 FROM 479410668		2,230.50	6,898.20
16 APR	<b>TRANSFER</b> FROM CMC MARKETS STOC C14299112		12.75	6,910.95
16 APR	<b>SHARE TRADE WITHDRAWAL</b> TO CMC MARKETS STOC C14313382	4,214.93		2,696.02
20 APR	<b>TRANSFER</b> FROM CMC MARKETS STOC C14339814		9,757.35	12,453.37
20 APR	<b>TRANSFER</b> FROM CMC MARKETS STOC C14340295		10,953.15	23,406.52
22 APR	<b>TRANSFER</b> FROM CMC MARKETS STOC C14376110		9,623.70	33,030.22
	<b>TOTALS AT END OF PAGE</b>	<b>\$222,000.24</b>	<b>\$232,013.44</b>	

# ANZ CASH INVESTMENT ACCT STATEMENT

Account Number 4830-05016

Date	Transaction Details	Withdrawals (\$)	Deposits (\$)	Balance (\$)
22 APR	<b>SHARE TRADE WITHDRAWAL</b> TO CMC MARKETS STOC C14370833	9,795.95		23,234.27
22 APR	<b>SHARE TRADE WITHDRAWAL</b> TO CMC MARKETS STOC C14370641	9,875.95		13,358.32
26 APR	<b>DIVIDEND</b> FROM WAM LEADERS LTD S00029117187		228.90	13,587.22
26 APR	<b>SHARE TRADE WITHDRAWAL</b> TO CMC MARKETS STOC C14408827	10,029.25		3,557.97
27 APR	<b>TRANSFER</b> FROM CMC MARKETS STOC C14435604		179,491.36	183,049.33
28 APR	<b>SHARE TRADE WITHDRAWAL</b> TO CMC MARKETS STOC C14437611	20,021.20		163,028.13
28 APR	<b>SHARE TRADE WITHDRAWAL</b> TO CMC MARKETS STOC C14438698	20,021.65		143,006.48
28 APR	<b>SHARE TRADE WITHDRAWAL</b> TO CMC MARKETS STOC C14440920	49,256.55		93,749.93
29 APR	<b>SHARE TRADE WITHDRAWAL</b> TO CMC MARKETS STOC C14451976	19,945.66		73,804.27
30 APR	<b>CREDIT INTEREST PAID</b>		0.18	73,804.45
03 MAY	<b>TRANSFER</b> FROM CMC MARKETS STOC C14485012		9,380.05	83,184.50
03 MAY	<b>TRANSFER</b> FROM CMC MARKETS STOC C14485094		9,500.05	92,684.55
03 MAY	<b>TRANSFER</b> FROM CMC MARKETS STOC C14485983		9,602.25	102,286.80
03 MAY	<b>TRANSFER</b> FROM CMC MARKETS STOC C14487238		20,584.97	122,871.77
03 MAY	<b>TRANSFER</b> FROM CMC MARKETS STOC C14496065		21,396.44	144,268.21
04 MAY	<b>TRANSFER</b> FROM CMC MARKETS STOC C14503267		10,573.50	154,841.71
06 MAY	<b>TRANSFER</b> FROM CMC MARKETS STOC C14536648		18,169.90	173,011.61
13 MAY	<b>TRANSFER</b> FROM CMC MARKETS STOC C14637976		44,986.26	217,997.87
13 MAY	<b>TRANSFER</b> FROM CMC MARKETS STOC C14637987		53,518.91	271,516.78
14 MAY	<b>TRANSFER</b> FROM CMC MARKETS STOC C14654782		19,393.64	290,910.42
18 MAY	<b>SHARE TRADE WITHDRAWAL</b> TO CMC MARKETS STOC C14685501	21,583.72		269,326.70
18 MAY	<b>SHARE TRADE WITHDRAWAL</b> TO CMC MARKETS STOC C14682909	21,638.78		247,687.92
18 MAY	<b>SHARE TRADE WITHDRAWAL</b> TO CMC MARKETS STOC C14682637	21,643.28		226,044.64
18 MAY	<b>SHARE TRADE WITHDRAWAL</b> TO CMC MARKETS STOC C14682902	21,947.61		204,097.03
19 MAY	<b>TRANSFER</b> FROM CMC MARKETS STOC C14711309		19,908.38	224,005.41
<b>TOTALS AT END OF PAGE</b>		<b>\$225,759.60</b>	<b>\$416,734.79</b>	

# ANZ CASH INVESTMENT ACCT STATEMENT

Account Number 4830-05016

Date	Transaction Details	Withdrawals (\$)	Deposits (\$)	Balance (\$)
19 MAY	<b>TRANSFER</b> FROM CMC MARKETS STOC C14711414		20,957.42	244,962.83
19 MAY	<b>TRANSFER</b> FROM CMC MARKETS STOC C14704451		20,971.41	265,934.24
19 MAY	<b>SHARE TRADE WITHDRAWAL</b> TO CMC MARKETS STOC C14707712	21,491.12		244,443.12
19 MAY	<b>SHARE TRADE WITHDRAWAL</b> TO CMC MARKETS STOC C14700324	21,508.97		222,934.15
20 MAY	<b>TRANSFER</b> FROM CMC MARKETS STOC C14716136		23,250.95	246,185.10
20 MAY	<b>TRANSFER</b> FROM CMC MARKETS STOC C14718669		46,218.10	292,403.20
20 MAY	<b>SHARE TRADE WITHDRAWAL</b> TO CMC MARKETS STOC C14720987	21,495.42		270,907.78
20 MAY	<b>SHARE TRADE WITHDRAWAL</b> TO CMC MARKETS STOC C14718218	21,523.21		249,384.57
20 MAY	<b>SHARE TRADE WITHDRAWAL</b> TO CMC MARKETS STOC C14719858	21,526.15		227,858.42
20 MAY	<b>SHARE TRADE WITHDRAWAL</b> TO CMC MARKETS STOC C14718314	21,753.30		206,105.12
21 MAY	<b>TRANSFER</b> FROM CMC MARKETS STOC C14741022		20,252.12	226,357.24
21 MAY	<b>SHARE TRADE WITHDRAWAL</b> TO CMC MARKETS STOC C14736930	20,956.02		205,401.22
21 MAY	<b>SHARE TRADE WITHDRAWAL</b> TO CMC MARKETS STOC C14735451	21,258.15		184,143.07
24 MAY	<b>TRANSFER</b> FROM CMC MARKETS STOC C14748838		20,028.74	204,171.81
24 MAY	<b>TRANSFER</b> FROM CMC MARKETS STOC C14747308		20,595.60	224,767.41
25 MAY	<b>SHARE TRADE WITHDRAWAL</b> TO CMC MARKETS STOC C14762914	21,338.45		203,428.96
25 MAY	<b>SHARE TRADE WITHDRAWAL</b> TO CMC MARKETS STOC C14763882	21,437.55		181,991.41
25 MAY	<b>SHARE TRADE WITHDRAWAL</b> TO CMC MARKETS STOC C14764420	21,499.13		160,492.28
25 MAY	<b>SHARE TRADE WITHDRAWAL</b> TO CMC MARKETS STOC C14763233	21,511.14		138,981.14
25 MAY	<b>SHARE TRADE WITHDRAWAL</b> TO CMC MARKETS STOC C14763080	21,519.25		117,461.89
25 MAY	<b>SHARE TRADE WITHDRAWAL</b> TO CMC MARKETS STOC C14762347	21,523.10		95,938.79
25 MAY	<b>SHARE TRADE WITHDRAWAL</b> TO CMC MARKETS STOC C14761483	21,543.17		74,395.62
25 MAY	<b>SHARE TRADE WITHDRAWAL</b> TO CMC MARKETS STOC C14762677	21,856.00		52,539.62
26 MAY	<b>SHARE TRADE WITHDRAWAL</b> TO CMC MARKETS STOC C14781662	21,558.28		30,981.34
26 MAY	<b>SHARE TRADE WITHDRAWAL</b> TO CMC MARKETS STOC C14780436	21,562.19		9,419.15
<b>TOTALS AT END OF PAGE</b>		<b>\$386,860.60</b>	<b>\$172,274.34</b>	

# ANZ CASH INVESTMENT ACCT STATEMENT

Account Number 4830-05016

Date	Transaction Details	Withdrawals (\$)	Deposits (\$)	Balance (\$)
27 MAY	<b>TRANSFER</b> FROM CMC MARKETS STOC C14797247		20,921.95	30,341.10
27 MAY	<b>TRANSFER</b> FROM CMC MARKETS STOC C14797151		21,277.34	51,618.44
28 MAY	<b>TRANSFER</b> FROM CMC MARKETS STOC C14807505		19,891.53	71,509.97
28 MAY	<b>TRANSFER</b> FROM CMC MARKETS STOC C14807109		20,072.20	91,582.17
28 MAY	<b>SHARE TRADE WITHDRAWAL</b> TO CMC MARKETS STOC C14809722	49,912.85		41,669.32
31 MAY	<b>CREDIT INTEREST PAID</b>		2.94	41,672.26
02 JUN	<b>TRANSFER</b> FROM CMC MARKETS STOC C14855950		20,290.66	61,962.92
02 JUN	<b>TRANSFER</b> FROM CMC MARKETS STOC C14859678		21,134.22	83,097.14
03 JUN	<b>TRANSFER</b> FROM CMC MARKETS STOC C14867655		23,992.05	107,089.19
04 JUN	<b>DIVIDEND</b> FROM QVE DIV 001260893875		234.30	107,323.49
04 JUN	<b>TRANSFER</b> FROM CMC MARKETS STOC C14884158		20,733.41	128,056.90
07 JUN	<b>DIVIDEND</b> FROM WAM CAPITAL S00029117187		709.13	128,766.03
07 JUN	<b>SHARE TRADE WITHDRAWAL</b> TO CMC MARKETS STOC C14907087	10,028.20		118,737.83
07 JUN	<b>SHARE TRADE WITHDRAWAL</b> TO CMC MARKETS STOC C14899256	10,117.95		108,619.88
07 JUN	<b>SHARE TRADE WITHDRAWAL</b> TO CMC MARKETS STOC C14899849	10,123.70		98,496.18
07 JUN	<b>SHARE TRADE WITHDRAWAL</b> TO CMC MARKETS STOC C14904168	81,607.36		16,888.82
08 JUN	<b>SHARE TRADE WITHDRAWAL</b> TO CMC MARKETS STOC C14922953	10,084.95		6,803.87
09 JUN	<b>TRANSFER</b> FROM CMC MARKETS STOC C14933885		9,755.55	16,559.42
09 JUN	<b>TRANSFER</b> FROM CMC MARKETS STOC C14933416		21,100.27	37,659.69
09 JUN	<b>TRANSFER</b> FROM CMC MARKETS STOC C14939801		80,012.91	117,672.60
10 JUN	<b>SHARE TRADE WITHDRAWAL</b> TO CMC MARKETS STOC C14952278	10,002.95		107,669.65
10 JUN	<b>SHARE TRADE WITHDRAWAL</b> TO CMC MARKETS STOC C14951738	10,019.95		97,649.70
10 JUN	<b>SHARE TRADE WITHDRAWAL</b> TO CMC MARKETS STOC C14954257	10,028.85		87,620.85
10 JUN	<b>SHARE TRADE WITHDRAWAL</b> TO CMC MARKETS STOC C14951565	70,756.75		16,864.10
11 JUN	<b>TRANSFER</b> FROM CMC MARKETS STOC C14967733		11,190.05	28,054.15
<b>TOTALS AT END OF PAGE</b>		<b>\$272,683.51</b>	<b>\$291,318.51</b>	

# ANZ CASH INVESTMENT ACCT STATEMENT

Account Number 4830-05016

Date	Transaction Details	Withdrawals (\$)	Deposits (\$)	Balance (\$)
11 JUN	<b>TRANSFER</b> FROM CMC MARKETS STOC C14967325		11,930.96	39,985.11
16 JUN	<b>SHARE TRADE WITHDRAWAL</b> TO CMC MARKETS STOC C15002291	30,323.32		9,661.79
17 JUN	<b>TRANSFER</b> FROM CMC MARKETS STOC C15014387		9,267.25	18,929.04
17 JUN	<b>TRANSFER</b> FROM CMC MARKETS STOC C15013267		11,266.05	30,195.09
17 JUN	<b>SHARE TRADE WITHDRAWAL</b> TO CMC MARKETS STOC 16480642	2,500.00		27,695.09
17 JUN	<b>SHARE TRADE WITHDRAWAL</b> TO CMC MARKETS STOC C15013194	9,382.35		18,312.74
18 JUN	<b>TRANSFER</b> FROM CMC MARKETS STOC C15036375		69,469.19	87,781.93
23 JUN	<b>TRANSFER</b> FROM CMC MARKETS STOC C15097377		1,000.05	88,781.98
23 JUN	<b>TRANSFER</b> FROM CMC MARKETS STOC C15085599		9,704.05	98,486.03
23 JUN	<b>TRANSFER</b> FROM CMC MARKETS STOC C15085500		10,045.05	108,531.08
23 JUN	<b>TRANSFER</b> FROM CMC MARKETS STOC C15085669		21,307.54	129,838.62
23 JUN	<b>TRANSFER</b> FROM CMC MARKETS STOC C15097333		98,759.24	228,597.86
28 JUN	<b>SHARE TRADE WITHDRAWAL</b> TO CMC MARKETS STOC C15138619	224,271.43		4,326.43
29 JUN	<b>TRANSFER</b> FROM CMC MARKETS STOC C15152018		10,285.05	14,611.48
29 JUN	<b>TRANSFER</b> FROM CMC MARKETS STOC C15151400		231,502.87	246,114.35
29 JUN	<b>SHARE TRADE WITHDRAWAL</b> TO CMC MARKETS STOC C15156151	19,556.81		226,557.54
30 JUN	<b>CREDIT INTEREST PAID</b>		0.78	226,558.32
01 JUL	<b>DIVIDEND</b> FROM ANZ DIVIDEND A071/00594241		1,162.00	227,720.32
01 JUL	<b>TRANSFER</b> FROM CMC MARKETS STOC C15188324		21,740.87	249,461.19
01 JUL	<b>SHARE TRADE WITHDRAWAL</b> TO CMC MARKETS STOC 16668096	1,055.00		248,406.19
01 JUL	<b>SHARE TRADE WITHDRAWAL</b> TO CMC MARKETS STOC C15188401	20,462.48		227,943.71
02 JUL	<b>TRANSFER</b> FROM CMC MARKETS STOC C15205549		19,718.29	247,662.00
02 JUL	<b>SHARE TRADE WITHDRAWAL</b> TO CMC MARKETS STOC C15189771	40,810.67		206,851.33
08 JUL	<b>SHARE TRADE WITHDRAWAL</b> TO CMC MARKETS STOC C15273758	81,252.57		125,598.76
08 JUL	<b>SHARE TRADE WITHDRAWAL</b> TO CMC MARKETS STOC C15275550	120,446.93		5,151.83
<b>TOTALS AT END OF PAGE</b>		<b>\$550,061.56</b>	<b>\$527,159.24</b>	

# ANZ CASH INVESTMENT ACCT STATEMENT

Account Number 4830-05016

Date	Transaction Details	Withdrawals (\$)	Deposits (\$)	Balance (\$)
13 JUL	<b>TRANSFER</b> FROM CMC MARKETS STOC C15327866		241,039.85	246,191.68
14 JUL	<b>TRANSFER</b> FROM CMC MARKETS STOC C15330990		22,332.44	268,524.12
15 JUL	<b>SHARE TRADE WITHDRAWAL</b> TO CMC MARKETS STOC C15349602	20,665.38		247,858.74
15 JUL	<b>SHARE TRADE WITHDRAWAL</b> TO CMC MARKETS STOC C15349574	247,753.20		105.54
20 JUL	<b>TRANSFER</b> FROM CMC MARKETS STOC C15396082		234,992.48	235,098.02
22 JUL	<b>ANZ INTERNET BANKING FUNDS TFER</b> TRANSFER 758561 FROM 479410668		2,110.47	237,208.49
23 JUL	<b>SHARE TRADE WITHDRAWAL</b> TO CMC MARKETS STOC C15449498	234,307.46		2,901.03
26 JUL	<b>TRANSFER</b> FROM CMC MARKETS STOC C15461187		254,788.73	257,689.76
26 JUL	<b>SHARE TRADE WITHDRAWAL</b> TO CMC MARKETS STOC C15469660	20,013.95		237,675.81
26 JUL	<b>SHARE TRADE WITHDRAWAL</b> TO CMC MARKETS STOC C15469041	20,013.99		217,661.82
26 JUL	<b>SHARE TRADE WITHDRAWAL</b> TO CMC MARKETS STOC C15469306	20,318.33		197,343.49
27 JUL	<b>TRANSFER</b> FROM CMC MARKETS STOC C15475921		10,696.55	208,040.04
27 JUL	<b>SHARE TRADE WITHDRAWAL</b> TO CMC MARKETS STOC C15474152	10,419.95		197,620.09
27 JUL	<b>SHARE TRADE WITHDRAWAL</b> TO CMC MARKETS STOC C15474936	20,022.00		177,598.09
27 JUL	<b>SHARE TRADE WITHDRAWAL</b> TO CMC MARKETS STOC C15474816	20,038.02		157,560.07
28 JUL	<b>SHARE TRADE WITHDRAWAL</b> TO CMC MARKETS STOC C15497917	20,385.84		137,174.23
30 JUL	<b>TRANSFER</b> FROM CMC MARKETS STOC C15529673		17,647.16	154,821.39
30 JUL	<b>CREDIT INTEREST PAID</b>		1.28	154,822.67
03 AUG	<b>SHARE TRADE WITHDRAWAL</b> TO CMC MARKETS STOC C15558280	21,870.04		132,952.63
04 AUG	<b>SHARE TRADE WITHDRAWAL</b> TO CMC MARKETS STOC C15577481	113,636.10		19,316.53
09 AUG	<b>TRANSFER</b> FROM CMC MARKETS STOC C15628141		18,970.05	38,286.58
09 AUG	<b>TRANSFER</b> FROM CMC MARKETS STOC C15629288		19,698.31	57,984.89
11 AUG	<b>SHARE TRADE WITHDRAWAL</b> TO CMC MARKETS STOC C15663754	20,053.03		37,931.86
13 AUG	<b>SHARE TRADE WITHDRAWAL</b> TO CMC MARKETS STOC C15696075	20,120.11		17,811.75
17 AUG	<b>TRANSFER</b> FROM CMC MARKETS STOC C15738195		19,922.07	37,733.82
<b>TOTALS AT END OF PAGE</b>		<b>\$809,617.40</b>	<b>\$842,199.39</b>	

# ANZ CASH INVESTMENT ACCT STATEMENT

Account Number 4830-05016

Date	Transaction Details	Withdrawals (\$)	Deposits (\$)	Balance (\$)
17 AUG	<b>TRANSFER</b> FROM CMC MARKETS STOC C15737964		20,696.89	58,430.71
17 AUG	<b>SHARE TRADE WITHDRAWAL</b> TO CMC MARKETS STOC C15741280	24,141.22		34,289.49
18 AUG	<b>ANZ INTERNET BANKING FUNDS TFER</b> TRANSFER 615968 FROM 479410668		2,185.00	36,474.49
18 AUG	<b>TRANSFER</b> FROM CMC MARKETS STOC C15773076		130,382.82	166,857.31
19 AUG	<b>TRANSFER</b> FROM CMC MARKETS STOC C15778687		19,041.19	185,898.50
19 AUG	<b>SHARE TRADE WITHDRAWAL</b> TO CMC MARKETS STOC C15776437	20,150.14		165,748.36
19 AUG	<b>SHARE TRADE WITHDRAWAL</b> TO CMC MARKETS STOC C15776888	21,413.53		144,334.83
20 AUG	<b>DIVIDEND</b> FROM BWP TRUST DISTBN FIN21/00807476		477.41	144,812.24
20 AUG	<b>TRANSFER</b> FROM CMC MARKETS STOC C15800054		22,448.28	167,260.52
20 AUG	<b>SHARE TRADE WITHDRAWAL</b> TO CMC MARKETS STOC C15800656	8,687.22		158,573.30
20 AUG	<b>SHARE TRADE WITHDRAWAL</b> TO CMC MARKETS STOC C15799432	20,037.82		138,535.48
20 AUG	<b>SHARE TRADE WITHDRAWAL</b> TO CMC MARKETS STOC C15799495	20,055.53		118,479.95
20 AUG	<b>SHARE TRADE WITHDRAWAL</b> TO CMC MARKETS STOC C15799575	20,108.54		98,371.41
20 AUG	<b>SHARE TRADE WITHDRAWAL</b> TO CMC MARKETS STOC C15799254	20,156.24		78,215.17
20 AUG	<b>SHARE TRADE WITHDRAWAL</b> TO CMC MARKETS STOC C15801847	77,129.06		1,086.11
25 AUG	<b>TRANSFER</b> FROM CMC MARKETS STOC C15856305		70,364.34	71,450.45
25 AUG	<b>SHARE TRADE WITHDRAWAL</b> TO CMC MARKETS STOC C15856597	71,021.53		428.92
26 AUG	<b>TRANSFER</b> FROM CMC MARKETS STOC C15881737		19,972.17	20,401.09
31 AUG	<b>CREDIT INTEREST PAID</b>		0.43	20,401.52
01 SEP	<b>TRANSFER</b> FROM CMC MARKETS STOC C15953805		20,789.11	41,190.63
02 SEP	<b>SHARE TRADE WITHDRAWAL</b> TO CMC MARKETS STOC C15975233	20,133.12		21,057.51
02 SEP	<b>SHARE TRADE WITHDRAWAL</b> TO CMC MARKETS STOC C15975359	21,002.74		54.77
07 SEP	<b>TRANSFER</b> FROM CMC MARKETS STOC C16029046		18,080.45	18,135.22
07 SEP	<b>TRANSFER</b> FROM CMC MARKETS STOC C16029074		18,664.15	36,799.37
07 SEP	<b>SHARE TRADE WITHDRAWAL</b> TO CMC MARKETS STOC C16029157	36,723.15		76.22
<b>TOTALS AT END OF PAGE</b>		<b>\$380,759.84</b>	<b>\$343,102.24</b>	

# ANZ CASH INVESTMENT ACCT STATEMENT

Account Number 4830-05016

Date	Transaction Details	Withdrawals (\$)	Deposits (\$)	Balance (\$)
08 SEP	<b>TRANSFER</b> FROM CMC MARKETS STOC C16053089		19,970.01	20,046.23
08 SEP	<b>TRANSFER</b> FROM CMC MARKETS STOC C16052956		21,389.30	41,435.53
14 SEP	<b>TRANSFER</b> FROM CMC MARKETS STOC C16123409		20,212.38	61,647.91
14 SEP	<b>TRANSFER</b> FROM CMC MARKETS STOC C16120017		52,150.77	113,798.68
15 SEP	<b>TRANSFER</b> FROM CMC MARKETS STOC C16135367		20,062.90	133,861.58
15 SEP	<b>TRANSFER</b> FROM CMC MARKETS STOC C16138032		100,245.20	234,106.78
<b>TOTALS AT END OF PAGE</b>		<b>\$0.00</b>	<b>\$234,030.56</b>	
<b>TOTALS AT END OF PERIOD</b>		<b>\$2,847,742.75</b>	<b>\$3,058,832.51</b>	<b>\$234,106.78</b>

## This Statement Includes

Interest earned on deposits	\$11.74
-----------------------------	---------

## Yearly Summary

Previous Year to 30/06/2021 (\$)

Interest earned on deposits	21.41
-----------------------------	-------

## Fee Summary

Fees Charged for period: 27 FEB 2021 to 31 MAR 2021

Summary of ANZ Transaction Fees	Transactions			Fee Per Transaction (\$)	Amount Waived (\$)	Total Charge (\$)
	Total	Free	Additional			
<b>Transaction Fees</b>						
EFTPOS/PHONE BANKING WDL	8.00	5.00	3.00	0.50	1.50	0.00
<b>Total Transaction Fees Charged</b>					<b>\$1.50</b>	<b>\$0.00</b>

**Please note:** Overseas transaction fees, overseas ATM fees and non ANZ ATM operator fees not included



# ANZ CASH INVESTMENT ACCT STATEMENT

Account Number 4830-05016

Fees Charged for period: 01 APR 2021 to 30 APR 2021

Summary of ANZ Transaction Fees	Transactions			Fee Per Transaction (\$)	Amount Waived (\$)	Total Charge (\$)
	Total	Free	Additional			
<b>Transaction Fees</b>						
EFTPOS/PHONE BANKING WDL	13.00	5.00	8.00	0.50	4.00	0.00
<b>Total Transaction Fees Charged</b>					<b>\$4.00</b>	<b>\$0.00</b>

**Please note:** Overseas transaction fees, overseas ATM fees and non ANZ ATM operator fees not included

Fees Charged for period: 01 MAY 2021 to 31 MAY 2021

Summary of ANZ Transaction Fees	Transactions			Fee Per Transaction (\$)	Amount Waived (\$)	Total Charge (\$)
	Total	Free	Additional			
<b>Transaction Fees</b>						
EFTPOS/PHONE BANKING WDL	23.00	5.00	18.00	0.50	9.00	0.00
<b>Total Transaction Fees Charged</b>					<b>\$9.00</b>	<b>\$0.00</b>

**Please note:** Overseas transaction fees, overseas ATM fees and non ANZ ATM operator fees not included

Fees Charged for period: 01 JUN 2021 to 30 JUN 2021

Summary of ANZ Transaction Fees	Transactions			Fee Per Transaction (\$)	Amount Waived (\$)	Total Charge (\$)
	Total	Free	Additional			
<b>Transaction Fees</b>						
EFTPOS/PHONE BANKING WDL	14.00	5.00	9.00	0.50	4.50	0.00
<b>Total Transaction Fees Charged</b>					<b>\$4.50</b>	<b>\$0.00</b>

**Please note:** Overseas transaction fees, overseas ATM fees and non ANZ ATM operator fees not included

Fees Charged for period: 01 JUL 2021 to 30 JUL 2021

Summary of ANZ Transaction Fees	Transactions			Fee Per Transaction (\$)	Amount Waived (\$)	Total Charge (\$)
	Total	Free	Additional			
<b>Transaction Fees</b>						
EFTPOS/PHONE BANKING WDL	15.00	5.00	10.00	0.50	5.00	0.00
<b>Total Transaction Fees Charged</b>					<b>\$5.00</b>	<b>\$0.00</b>

**Please note:** Overseas transaction fees, overseas ATM fees and non ANZ ATM operator fees not included

**Please note:** Your fee cycle may not always reconcile with your statement cycle. This statement date ends on 15/09/21 and the monthly fee cycle, as appears above, ended on 30/07/21.

# ANZ CASH INVESTMENT ACCT STATEMENT

Account Number 4830-05016

## **No transaction fees\* for ANZ cardholders across the new atmX by Armaguard network**

As an ANZ cardholder you can withdraw cash or make a balance enquiry, with no transaction fee\* at any atmX by Armaguard ATM.

\*Terms and conditions apply.

Visit [www.anz.com.au/ways-to-bank/atms](http://www.anz.com.au/ways-to-bank/atms) for further detail and terms and conditions.

## **IMPORTANT INFORMATION**

### **PLEASE CHECK THE ENTRIES AND CALL 13 13 14 REGARDING ANY ERRORS ON THIS STATEMENT.**

All entries generated are subject to authorisation and verification and if necessary, adjustments will appear on a later statement.

If you have a complaint or unresolved issue with ANZ's product or service please call our National Feedback Line **1800 805 154** and advise us. Further information in relation to ANZ's dispute resolution process and this product (including details of benefits or fees and charges) is available on request and you can access this information by reviewing the Terms and Conditions, and Fees and Charges brochures which can be found at [www.anz.com](http://www.anz.com) or by calling **13 13 14**.





# ANZ CASH INVESTMENT ACCT STATEMENT

STATEMENT NUMBER 28  
15 MARCH 2022 TO 15 SEPTEMBER 2022

MR JOHN FREDERIK KREPP  
MRS VICKI ANNE KREPP  
7/36 IVANHOE ST  
BASSENDEAN WA 6054

## WELCOME TO YOUR ANZ ACCOUNT AT A GLANCE

### Account Details

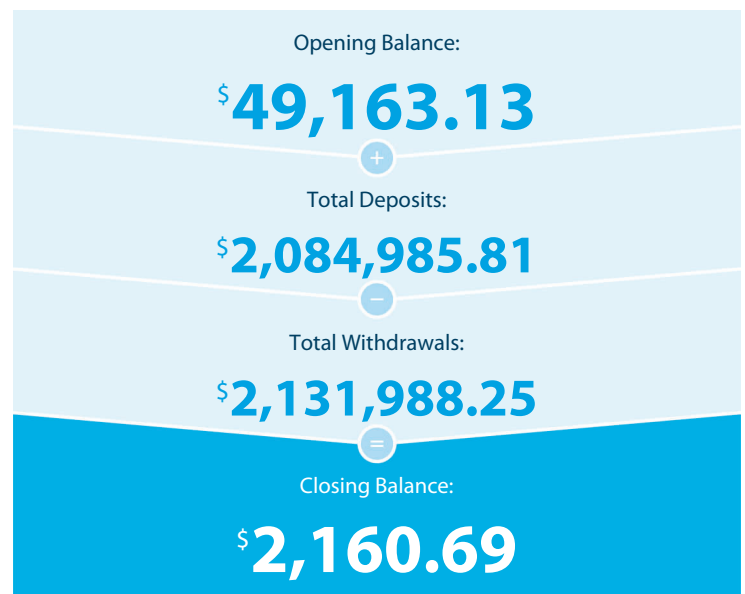
KREPP S/F

### Branch Number (BSB)

012-012

### Account Number

4830-05016



## NEED TO GET IN TOUCH?



**ANZ Internet Banking**  
anz.com

OR



**Enquiries:** 133350  
**Lost/Stolen Cards:** 1800 033 844

# ANZ CASH INVESTMENT ACCT STATEMENT

Account Number 4830-05016

## Transaction Details

Please retain this statement for taxation purposes

Date	Transaction Details	Withdrawals (\$)	Deposits (\$)	Balance (\$)
<b>2022</b>				
<b>15 MAR</b>	<b>OPENING BALANCE</b>			<b>49,163.13</b>
17 MAR	<b>TRANSFER</b> FROM CMC MARKETS STOC C18396099		119,148.79	168,311.92
18 MAR	<b>TRANSFER</b> FROM CMC MARKETS STOC C18407753		50,824.03	219,135.95
25 MAR	<b>SHARE TRADE WITHDRAWAL</b> TO CMC MARKETS STOC C18497256	20,035.01		199,100.94
25 MAR	<b>SHARE TRADE WITHDRAWAL</b> TO CMC MARKETS STOC C18485091	21,173.27		177,927.67
25 MAR	<b>SHARE TRADE WITHDRAWAL</b> TO CMC MARKETS STOC C18485352	41,295.38		136,632.29
25 MAR	<b>SHARE TRADE WITHDRAWAL</b> TO CMC MARKETS STOC C18496906	136,109.56		522.73
29 MAR	<b>TRANSFER</b> FROM CMC MARKETS STOC C18524577		36,834.43	37,357.16
29 MAR	<b>TRANSFER</b> FROM CMC MARKETS STOC C18525723		141,974.43	179,331.59
01 APR	<b>SHARE TRADE WITHDRAWAL</b> TO CMC MARKETS STOC C18569232	45,374.86		133,956.73
04 APR	<b>TRANSFER</b> FROM CMC MARKETS STOC C18594698		18,480.65	152,437.38
04 APR	<b>SHARE TRADE WITHDRAWAL</b> TO CMC MARKETS STOC C18593267	19,588.12		132,849.26
04 APR	<b>SHARE TRADE WITHDRAWAL</b> TO CMC MARKETS STOC C18594524	20,279.79		112,569.47
04 APR	<b>SHARE TRADE WITHDRAWAL</b> TO CMC MARKETS STOC C18593375	20,672.72		91,896.75
04 APR	<b>SHARE TRADE WITHDRAWAL</b> TO CMC MARKETS STOC C18594923	90,100.25		1,796.50
05 APR	<b>TRANSFER</b> FROM CMC MARKETS STOC C18614720		26,020.05	27,816.55
05 APR	<b>TRANSFER</b> FROM CMC MARKETS STOC C18614797		145,024.18	172,840.73
06 APR	<b>TRANSFER</b> FROM CMC MARKETS STOC C18641486		64,429.05	237,269.78
06 APR	<b>SHARE TRADE WITHDRAWAL</b> TO CMC MARKETS STOC 20611915	41.25		237,228.53
06 APR	<b>SHARE TRADE WITHDRAWAL</b> TO CMC MARKETS STOC C18639211	49,461.35		187,767.18
06 APR	<b>SHARE TRADE WITHDRAWAL</b> TO CMC MARKETS STOC C18639757	61,179.96		126,587.22
06 APR	<b>SHARE TRADE WITHDRAWAL</b> TO CMC MARKETS STOC C18627555	61,567.65		65,019.57
08 APR	<b>TRANSFER</b> FROM CMC MARKETS STOC C18683666		43,898.15	108,917.72
11 APR	<b>ANZ INTERNET BANKING FUNDS TFER</b> TRANSFER 377604 FROM 479410668		4,730.00	113,647.72
	<b>TOTALS AT END OF PAGE</b>	<b>\$586,879.17</b>	<b>\$651,363.76</b>	

# ANZ CASH INVESTMENT ACCT STATEMENT

Account Number 4830-05016

Date	Transaction Details	Withdrawals (\$)	Deposits (\$)	Balance (\$)
11 APR	<b>TRANSFER</b> FROM CMC MARKETS STOC C18698579		20,006.09	133,653.81
11 APR	<b>SHARE TRADE WITHDRAWAL</b> TO CMC MARKETS STOC 20678719	1,055.00		132,598.81
11 APR	<b>SHARE TRADE WITHDRAWAL</b> TO CMC MARKETS STOC C18695736	40,218.19		92,380.62
11 APR	<b>SHARE TRADE WITHDRAWAL</b> TO CMC MARKETS STOC C18695644	40,432.43		51,948.19
12 APR	<b>SHARE TRADE WITHDRAWAL</b> TO CMC MARKETS STOC C18717631	10,075.55		41,872.64
12 APR	<b>SHARE TRADE WITHDRAWAL</b> TO CMC MARKETS STOC C18717523	18,596.44		23,276.20
13 APR	<b>SHARE TRADE WITHDRAWAL</b> TO CMC MARKETS STOC C18725659	10,019.95		13,256.25
20 APR	<b>SHARE TRADE WITHDRAWAL</b> TO CMC MARKETS STOC C18774169	13,064.37		191.88
21 APR	<b>TRANSFER</b> FROM CMC MARKETS STOC C18801020		21,609.96	21,801.84
21 APR	<b>TRANSFER</b> FROM CMC MARKETS STOC C18801811		31,661.73	53,463.57
21 APR	<b>TRANSFER</b> FROM CMC MARKETS STOC C18801756		43,054.59	96,518.16
21 APR	<b>SHARE TRADE WITHDRAWAL</b> TO CMC MARKETS STOC C18802628	29,015.63		67,502.53
21 APR	<b>SHARE TRADE WITHDRAWAL</b> TO CMC MARKETS STOC C18802536	29,285.60		38,216.93
21 APR	<b>SHARE TRADE WITHDRAWAL</b> TO CMC MARKETS STOC C18802579	29,292.19		8,924.74
04 MAY	<b>DIVIDEND</b> FROM NHC DIVIDEND MAY22/00805656		4,620.00	13,544.74
16 MAY	<b>ANZ INTERNET BANKING FUNDS TFER</b> TRANSFER 650677 FROM 479410668		2,000.00	15,544.74
18 MAY	<b>SHARE TRADE WITHDRAWAL</b> TO CMC MARKETS STOC C19126247	15,324.95		219.79
23 MAY	<b>TRANSFER</b> FROM CMC MARKETS STOC C19168607		7,730.05	7,949.84
23 MAY	<b>TRANSFER</b> FROM CMC MARKETS STOC C19168577		8,755.05	16,704.89
23 MAY	<b>TRANSFER</b> FROM CMC MARKETS STOC C19168574		22,547.17	39,252.06
23 MAY	<b>TRANSFER</b> FROM CMC MARKETS STOC C19168592		26,138.46	65,390.52
23 MAY	<b>TRANSFER</b> FROM CMC MARKETS STOC C19168553		26,469.84	91,860.36
23 MAY	<b>TRANSFER</b> FROM CMC MARKETS STOC C19168545		55,069.36	146,929.72
30 MAY	<b>TRANSFER</b> FROM CMC MARKETS STOC C19237235		15,360.20	162,289.92
30 MAY	<b>TRANSFER</b> FROM CMC MARKETS STOC C19237208		58,455.63	220,745.55
<b>TOTALS AT END OF PAGE</b>		<b>\$236,380.30</b>	<b>\$343,478.13</b>	

# ANZ CASH INVESTMENT ACCT STATEMENT

Account Number 4830-05016

Date	Transaction Details	Withdrawals (\$)	Deposits (\$)	Balance (\$)
31 MAY	<b>SHARE TRADE WITHDRAWAL</b> TO CMC MARKETS STOC 21308308	1,000.00		219,745.55
01 JUN	<b>SHARE TRADE WITHDRAWAL</b> TO CMC MARKETS STOC C19263679	20,023.00		199,722.55
01 JUN	<b>SHARE TRADE WITHDRAWAL</b> TO CMC MARKETS STOC C19260292	48,643.32		151,079.23
01 JUN	<b>SHARE TRADE WITHDRAWAL</b> TO CMC MARKETS STOC C19253058	49,334.21		101,745.02
02 JUN	<b>TRANSFER</b> FROM CMC MARKETS STOC C19277091		107,276.94	209,021.96
02 JUN	<b>SHARE TRADE WITHDRAWAL</b> TO CMC MARKETS STOC C19277136	14,044.95		194,977.01
02 JUN	<b>SHARE TRADE WITHDRAWAL</b> TO CMC MARKETS STOC C19269710	101,311.32		93,665.69
03 JUN	<b>SHARE TRADE WITHDRAWAL</b> TO CMC MARKETS STOC C19284143	45,199.67		48,466.02
07 JUN	<b>SHARE TRADE WITHDRAWAL</b> TO CMC MARKETS STOC C19319087	9,982.70		38,483.32
07 JUN	<b>SHARE TRADE WITHDRAWAL</b> TO CMC MARKETS STOC C19319135	38,459.19		24.13
09 JUN	<b>TRANSFER</b> FROM CMC MARKETS STOC C19348128		28,168.98	28,193.11
09 JUN	<b>TRANSFER</b> FROM CMC MARKETS STOC C19348109		97,690.02	125,883.13
09 JUN	<b>SHARE TRADE WITHDRAWAL</b> TO CMC MARKETS STOC C19350481	19,499.68		106,383.45
09 JUN	<b>SHARE TRADE WITHDRAWAL</b> TO CMC MARKETS STOC C19350563	19,582.55		86,800.90
10 JUN	<b>SHARE TRADE WITHDRAWAL</b> TO CMC MARKETS STOC C19353042	86,669.31		131.59
17 JUN	<b>TRANSFER</b> FROM CMC MARKETS STOC C19442211		159,404.25	159,535.84
20 JUN	<b>TRANSFER</b> FROM CMC MARKETS STOC C19461133		9,860.05	169,395.89
20 JUN	<b>SHARE TRADE WITHDRAWAL</b> TO CMC MARKETS STOC C19457916	10,165.95		159,229.94
21 JUN	<b>TRANSFER</b> FROM CMC MARKETS STOC C19464220		17,363.57	176,593.51
21 JUN	<b>TRANSFER</b> FROM CMC MARKETS STOC C19464328		19,275.96	195,869.47
22 JUN	<b>TRANSFER</b> FROM CMC MARKETS STOC C19497039		7,050.05	202,919.52
24 JUN	<b>TRANSFER</b> FROM CMC MARKETS STOC 21631980		71.57	202,991.09
24 JUN	<b>SHARE TRADE WITHDRAWAL</b> TO CMC MARKETS STOC C19527727	10,022.30		192,968.79
27 JUN	<b>SHARE TRADE WITHDRAWAL</b> TO CMC MARKETS STOC C19542146	48,172.93		144,795.86
28 JUN	<b>SHARE TRADE WITHDRAWAL</b> TO CMC MARKETS STOC C19551896	27,099.98		117,695.88
<b>TOTALS AT END OF PAGE</b>		<b>\$549,211.06</b>	<b>\$446,161.39</b>	

# ANZ CASH INVESTMENT ACCT STATEMENT

Account Number 4830-05016

Date	Transaction Details	Withdrawals (\$)	Deposits (\$)	Balance (\$)
28 JUN	<b>SHARE TRADE WITHDRAWAL</b> TO CMC MARKETS STOC C19551873	117,710.78		14.90DR
05 JUL	<b>ANZ INTERNET BANKING FUNDS TFER</b> TRANSFER 474441 FROM 479410668		5,140.00	5,125.10
07 JUL	<b>SHARE TRADE WITHDRAWAL</b> TO CMC MARKETS STOC C19642882	5,005.45		119.65
13 JUL	<b>DIVIDEND</b> FROM IZZ PAYMENT JUL22/00800506		289.26	408.91
13 JUL	<b>TRANSFER</b> FROM CMC MARKETS STOC C19695225		14,850.75	15,259.66
13 JUL	<b>TRANSFER</b> FROM CMC MARKETS STOC C19695234		73,938.36	89,198.02
14 JUL	<b>TRANSFER</b> FROM CMC MARKETS STOC C19701826		107,995.82	197,193.84
19 JUL	<b>SHARE TRADE WITHDRAWAL</b> TO CMC MARKETS STOC 21891205	1,327.00		195,866.84
20 JUL	<b>SHARE TRADE WITHDRAWAL</b> TO CMC MARKETS STOC C19743005	10,021.80		185,845.04
20 JUL	<b>SHARE TRADE WITHDRAWAL</b> TO CMC MARKETS STOC C19746969	13,269.95		172,575.09
21 JUL	<b>SHARE TRADE WITHDRAWAL</b> TO CMC MARKETS STOC C19749672	9,997.45		162,577.64
21 JUL	<b>SHARE TRADE WITHDRAWAL</b> TO CMC MARKETS STOC C19750831	10,081.95		152,495.69
21 JUL	<b>SHARE TRADE WITHDRAWAL</b> TO CMC MARKETS STOC C19750370	10,099.95		142,395.74
25 JUL	<b>DIVIDEND</b> FROM CNEW DST 001279833757		163.15	142,558.89
27 JUL	<b>TRANSFER</b> FROM CMC MARKETS STOC C19805340		9,371.10	151,929.99
27 JUL	<b>TRANSFER</b> FROM CMC MARKETS STOC C19805334		11,680.05	163,610.04
28 JUL	<b>TRANSFER</b> FROM CMC MARKETS STOC C19812775		10,855.05	174,465.09
29 JUL	<b>TRANSFER</b> FROM CMC MARKETS STOC C19829038		9,051.58	183,516.67
29 JUL	<b>DEBIT INTEREST CHARGED</b>	0.03		183,516.64
03 AUG	<b>SHARE TRADE WITHDRAWAL</b> TO CMC MARKETS STOC C19867610	10,929.95		172,586.69
03 AUG	<b>SHARE TRADE WITHDRAWAL</b> TO CMC MARKETS STOC C19868545	16,209.04		156,377.65
03 AUG	<b>SHARE TRADE WITHDRAWAL</b> TO CMC MARKETS STOC C19868607	41,295.38		115,082.27
03 AUG	<b>SHARE TRADE WITHDRAWAL</b> TO CMC MARKETS STOC C19868343	50,075.02		65,007.25
08 AUG	<b>SHARE TRADE WITHDRAWAL</b> TO CMC MARKETS STOC C19907483	14,044.95		50,962.30
10 AUG	<b>DIVIDEND</b> FROM PPS SPEC DIV 001279904472		763.50	51,725.80
<b>TOTALS AT END OF PAGE</b>		<b>\$310,068.70</b>	<b>\$244,098.62</b>	



# ANZ CASH INVESTMENT ACCT STATEMENT

Account Number 4830-05016

Date	Transaction Details	Withdrawals (\$)	Deposits (\$)	Balance (\$)
11 AUG	<b>TRANSFER</b> FROM CMC MARKETS STOC C19949055		10,186.05	61,911.85
11 AUG	<b>TRANSFER</b> FROM CMC MARKETS STOC C19953749		12,680.05	74,591.90
11 AUG	<b>TRANSFER</b> FROM CMC MARKETS STOC C19954514		44,481.07	119,072.97
11 AUG	<b>TRANSFER</b> FROM CMC MARKETS STOC C19953703		58,770.28	177,843.25
11 AUG	<b>SHARE TRADE WITHDRAWAL</b> TO CMC MARKETS STOC C19948930	10,195.95		167,647.30
12 AUG	<b>TRANSFER</b> FROM CMC MARKETS STOC C19968998		15,280.05	182,927.35
15 AUG	<b>SHARE TRADE WITHDRAWAL</b> TO CMC MARKETS STOC C19977094	10,269.95		172,657.40
15 AUG	<b>SHARE TRADE WITHDRAWAL</b> TO CMC MARKETS STOC C19976876	10,339.95		162,317.45
15 AUG	<b>SHARE TRADE WITHDRAWAL</b> TO CMC MARKETS STOC C19977144	11,026.55		151,290.90
15 AUG	<b>SHARE TRADE WITHDRAWAL</b> TO CMC MARKETS STOC C19976025	11,194.95		140,095.95
15 AUG	<b>SHARE TRADE WITHDRAWAL</b> TO CMC MARKETS STOC C19976254	54,682.06		85,413.89
16 AUG	<b>SHARE TRADE WITHDRAWAL</b> TO CMC MARKETS STOC 22199913	3,000.00		82,413.89
17 AUG	<b>SHARE TRADE WITHDRAWAL</b> TO CMC MARKETS STOC C20008900	81,692.26		721.63
23 AUG	<b>TRANSFER</b> FROM CMC MARKETS STOC C20072373		9,212.45	9,934.08
23 AUG	<b>SHARE TRADE WITHDRAWAL</b> TO CMC MARKETS STOC C20072407	9,929.91		4.17
25 AUG	<b>TRANSFER</b> FROM CMC MARKETS STOC C20099669		51,853.90	51,858.07
25 AUG	<b>SHARE TRADE WITHDRAWAL</b> TO CMC MARKETS STOC C20099794	51,857.08		0.99
26 AUG	<b>TRANSFER</b> FROM CMC MARKETS STOC C20120394		9,836.05	9,837.04
26 AUG	<b>SHARE TRADE WITHDRAWAL</b> TO CMC MARKETS STOC C20120551	9,836.61		0.43
29 AUG	<b>TRANSFER</b> FROM CMC MARKETS STOC C20131284		54,566.42	54,566.85
31 AUG	<b>TRANSFER</b> FROM CMC MARKETS STOC C20155978		10,005.05	64,571.90
31 AUG	<b>TRANSFER</b> FROM CMC MARKETS STOC C20152939		10,414.48	74,986.38
31 AUG	<b>TRANSFER</b> FROM CMC MARKETS STOC C20153333		11,588.64	86,575.02
31 AUG	<b>TRANSFER</b> FROM CMC MARKETS STOC C20154687		14,170.05	100,745.07
31 AUG	<b>TRANSFER</b> FROM CMC MARKETS STOC C20154903		21,815.98	122,561.05
<b>TOTALS AT END OF PAGE</b>		<b>\$264,025.27</b>	<b>\$334,860.52</b>	

# ANZ CASH INVESTMENT ACCT STATEMENT

Account Number 4830-05016

Date	Transaction Details	Withdrawals (\$)	Deposits (\$)	Balance (\$)
31 AUG	<b>TRANSFER</b> FROM CMC MARKETS STOC C20154718		65,023.39	187,584.44
01 SEP	<b>SHARE TRADE WITHDRAWAL</b> TO CMC MARKETS STOC C20174364	24,476.90		163,107.54
01 SEP	<b>SHARE TRADE WITHDRAWAL</b> TO CMC MARKETS STOC C20174600	79,957.86		83,149.68
01 SEP	<b>SHARE TRADE WITHDRAWAL</b> TO CMC MARKETS STOC C20175230	80,988.99		2,160.69
<b>TOTALS AT END OF PAGE</b>		<b>\$185,423.75</b>	<b>\$65,023.39</b>	
<b>TOTALS AT END OF PERIOD</b>		<b>\$2,131,988.25</b>	<b>\$2,084,985.81</b>	<b>\$2,160.69</b>

## This Statement Includes

Interest paid on borrowings	\$0.03
-----------------------------	--------

## Yearly Summary

Previous Year to 30/06/2022 (\$)

Interest earned on deposits	3.30
-----------------------------	------

# ANZ CASH INVESTMENT ACCT STATEMENT

Account Number 4830-05016

## IMPORTANT INFORMATION

### PLEASE CHECK THE ENTRIES AND CALL 13 13 14 REGARDING ANY ERRORS ON THIS STATEMENT.

All entries generated are subject to authorisation and verification, and if necessary, adjustments will appear on a later statement.

Further information in relation to this product (including details of benefits or fees and charges) is available on request and you can access this information by reviewing the Terms and Conditions, and Fees and Charges brochures which can be found at [anz.com](https://anz.com) or by calling **13 13 14**.

If you have a complaint about an ANZ product or service, please contact us and we will try to resolve the issue as quickly as possible. Our customer complaints guide is available at <https://www.anz.com.au/support/contact-us/compliments-suggestions-complaints/>, alternatively you may wish to:

- Call**
- General enquiries **13 13 14**
- us:**
- If you're overseas **+61 3 9683 9999**
  - ANZ Complaint Resolution Team on **1800 805 154**
  - If you're deaf, hard of hearing and/or have a speech impairment, call **133 677** or visit the **National Relay Service** at:  
<https://nrschat.nrscall.gov.au/nrs/internetrelay>

**Write** ANZ Complaint Resolution Team  
**to us:** Locked Bag 4050,  
South Melbourne VIC 3205  
or **ANZ online complaints form:**  
<https://www.anz.com.au/support/contact-us/compliments-suggestions-complaints/feedback/>

**Visit** At your nearest ANZ branch.  
**us:** If you have a Relationship Manager, please feel free to contact them.

If an issue has not been resolved to your satisfaction, you can lodge a complaint with the Australian Financial Complaints Authority (**AFCA**). AFCA provides fair and independent financial services complaint resolution that is free to consumers.

**Call:** **1800 931 678** (free call within Australia), or **+61 1800 931 678** (International)  
**Online:** Email: [info@afca.org.au](mailto:info@afca.org.au)  
Web: [www.afca.org.au](http://www.afca.org.au)

**Write Australian Financial Complaints Authority Limited**  
**to:** GPO Box 3,  
Melbourne VIC 3001



# ANZ BUSINESS ESSENTIALS STATEMENT

STATEMENT NUMBER 154  
05 JULY 2021 TO 05 AUGUST 2021

JOHN FREDERIK KREPP  
PO BOX 65  
DIANELLA WA 6059

## WELCOME TO YOUR ANZ ACCOUNT AT A GLANCE

### Account Details

JOHN FREDERIK KREPP  
VICKI ANNE KREPP MATTHEW FREDERIK KREPP  
ATF KREPP SUPERANNUATION FUND

### Branch Number (BSB)

016-350

### Account Number

4794-10668



## NEED TO GET IN TOUCH?



**ANZ Internet Banking**  
anz.com

OR



**Enquiries:** 13 13 14  
**Lost/Stolen Cards:** 1800 033 844

# ANZ BUSINESS ESSENTIALS STATEMENT

Account Number 4794-10668

## Transaction Details

Please retain this statement for taxation purposes

Date	Transaction Details	Withdrawals (\$)	Deposits (\$)	Balance (\$)
<b>2021</b>				
<b>05 JUL</b>	<b>OPENING BALANCE</b>			<b>125.04</b>
07 JUL	<b>TRANSFER</b> FROM SUPERCHOICE P/L PC06C013-6068519		1,952.77	2,077.81
09 JUL	<b>TRANSFER</b> FROM QUICKSUPER QUICKSPR3002092294		38.66	2,116.47
22 JUL	<b>ANZ INTERNET BANKING FUNDS TFER</b> TRANSFER 758561 TO 012012483005016	2,110.47		6.00
23 JUL	<b>TRANSFER</b> FROM QUICKSUPER QUICKSPR3011396385		41.52	47.52
05 AUG	<b>TRANSFER</b> FROM SUPERCHOICE P/L PC06C013-6084625		2,024.12	2,071.64
<b>TOTALS AT END OF PAGE</b>		<b>\$2,110.47</b>	<b>\$4,057.07</b>	
<b>TOTALS AT END OF PERIOD</b>		<b>\$2,110.47</b>	<b>\$4,057.07</b>	<b>\$2,071.64</b>

## Fee Summary

Fees Charged for period: 01 JUL 2021 to 30 JUL 2021

### Summary of ANZ Transaction Fees

	Transactions		Fee Per Transaction (\$)	Total Charge (\$)
	Total	Free Additional		
<b>Transaction Fees</b>				
INTERNET/ONLINE WDL	2.00	2.00	0.60	0.00
EFTPOS/PHONE BANKING WDL	5.00	5.00	0.60	0.00
<b>Total Transaction Fees Charged</b>				<b>\$0.00</b>

**Please note:** Overseas transaction fees, overseas ATM fees and non ANZ ATM operator fees not included

**Please note:** Your fee cycle may not always reconcile with your statement cycle. This statement date ends on 05/08/21 and the monthly fee cycle, as appears above, ended on 30/07/21.

## Summary of Relationship Benefit for this account

Amount (\$)

**Your Relationship Benefit** **4.20**

### This is made up of:

Value of Free Transactions **4.20**

# ANZ BUSINESS ESSENTIALS STATEMENT

Account Number 4794-10668

## **No transaction fees\* for ANZ cardholders across the new atmX by Armaguard network**

As an ANZ cardholder you can withdraw cash or make a balance enquiry, with no transaction fee\* at any atmX by Armaguard ATM.

\*Terms and conditions apply.

Visit [www.anz.com.au/ways-to-bank/atms](http://www.anz.com.au/ways-to-bank/atms) for further detail and terms and conditions.

## **IMPORTANT INFORMATION**

### **PLEASE CHECK THE ENTRIES AND CALL 13 13 14 REGARDING ANY ERRORS ON THIS STATEMENT.**

All entries generated are subject to authorisation and verification and if necessary, adjustments will appear on a later statement.

If you have a complaint or unresolved issue with ANZ's product or service please call our National Feedback Line **1800 805 154** and advise us. Further information in relation to ANZ's dispute resolution process and this product (including details of benefits or fees and charges) is available on request and you can access this information by reviewing the Terms and Conditions, and Fees and Charges brochures which can be found at [www.anz.com](http://www.anz.com) or by calling **13 13 14**.





# ANZ BUSINESS ESSENTIALS STATEMENT

STATEMENT NUMBER 161

04 FEBRUARY 2022 TO 04 MARCH 2022

JOHN FREDERIK KREPP  
PO BOX 65  
DIANELLA WA 6059

## WELCOME TO YOUR ANZ ACCOUNT AT A GLANCE

### Account Details

JOHN FREDERIK KREPP  
VICKI ANNE KREPP MATTHEW FREDERIK KREPP  
ATF KREPP SUPERANNUATION FUND

### Branch Number (BSB)

016-350

### Account Number

4794-10668



## NEED TO GET IN TOUCH?



**ANZ Internet Banking**  
anz.com

OR



**Enquiries:** 13 13 14  
**Lost/Stolen Cards:** 1800 033 844



# ANZ BUSINESS ESSENTIALS STATEMENT

Account Number 4794-10668

## Transaction Details

Please retain this statement for taxation purposes

Date	Transaction Details	Withdrawals (\$)	Deposits (\$)	Balance (\$)
<b>2022</b>				
<b>04 FEB</b>	<b>OPENING BALANCE</b>			<b>323.10</b>
07 FEB	<b>TRANSFER</b> FROM SUPERCHOICE P/L PC06C010-6136640		2,060.13	2,383.23
07 FEB	<b>ANZ INTERNET BANKING FUNDS TFER</b> TRANSFER 441818 TO 012012483005016 EFFECTIVE DATE 06 FEB 2022	323.00		2,060.23
09 FEB	<b>ANZ INTERNET BANKING FUNDS TFER</b> TRANSFER 906817 TO 012012483005016	2,050.00		10.23
14 FEB	<b>TRANSFER</b> FROM QUICKSUPER QUICKSPR3144109197		157.04	167.27
03 MAR	<b>TRANSFER</b> FROM QUICKSUPER QUICKSPR3156933877		130.87	298.14
	<b>TOTALS AT END OF PAGE</b>	<b>\$2,373.00</b>	<b>\$2,348.04</b>	
	<b>TOTALS AT END OF PERIOD</b>	<b>\$2,373.00</b>	<b>\$2,348.04</b>	<b>\$298.14</b>

## Fee Summary

Fees Charged for period: 01 FEB 2022 to 28 FEB 2022

### Summary of ANZ Transaction Fees

	Transactions		Fee Per	Total
	Total	Free	Additional Transaction (\$)	Charge (\$)
<b>Transaction Fees</b>				
INTERNET/ONLINE WDL	2.00	2.00	0.60	0.00
EFTPOS/PHONE BANKING WDL	3.00	3.00	0.60	0.00
<b>Total Transaction Fees Charged</b>				<b>\$0.00</b>

**Please note:** Overseas transaction fees, overseas ATM fees and non ANZ ATM operator fees not included

**Please note:** Your fee cycle may not always reconcile with your statement cycle. This statement date ends on 04/03/22 and the monthly fee cycle, as appears above, ended on 28/02/22.

## Summary of Relationship Benefit for this account

Amount (\$)

**Your Relationship Benefit** **3.00**

### This is made up of:

Value of Free Transactions **3.00**

## IMPORTANT INFORMATION

### PLEASE CHECK THE ENTRIES AND CALL 13 13 14 REGARDING ANY ERRORS ON THIS STATEMENT.

All entries generated are subject to authorisation and verification, and if necessary, adjustments will appear on a later statement.

Further information in relation to this product (including details of benefits or fees and charges) is available on request and you can access this information by reviewing the Terms and Conditions, and Fees and Charges brochures which can be found at [anz.com](https://anz.com) or by calling **13 13 14**.

If you have a complaint about an ANZ product or service, please contact us and we will try to resolve the issue as quickly as possible. Our customer complaints guide is available at <https://www.anz.com.au/support/contact-us/compliments-suggestions-complaints/>, alternatively you may wish to:

- Call**
- General enquiries **13 13 14**
- us:**
- If you're overseas **+61 3 9683 9999**
  - ANZ Complaint Resolution Team on **1800 805 154**
  - If you're deaf, hard of hearing and/or have a speech impairment, call **133 677** or visit the **National Relay Service** at:  
<https://nrschat.nrscall.gov.au/nrs/internetrelay>

**Write** ANZ Complaint Resolution Team  
**to us:** Locked Bag 4050,  
South Melbourne VIC 3205  
or **ANZ online complaints form:**  
<https://www.anz.com.au/support/contact-us/compliments-suggestions-complaints/feedback/>

**Visit** At your nearest ANZ branch.  
**us:** If you have a Relationship Manager, please feel free to contact them.

If an issue has not been resolved to your satisfaction, you can lodge a complaint with the Australian Financial Complaints Authority (**AFCA**). AFCA provides fair and independent financial services complaint resolution that is free to consumers.

**Call:** **1800 931 678** (free call within Australia), or **+61 1800 931 678** (International)

**Write** **Australian Financial Complaints Authority Limited**  
**to:** GPO Box 3,  
Melbourne VIC 3001

**Online:** Email: [info@afca.org.au](mailto:info@afca.org.au)  
Web: [www.afca.org.au](http://www.afca.org.au)





# ANZ BUSINESS ESSENTIALS STATEMENT

STATEMENT NUMBER 156  
03 SEPTEMBER 2021 TO 05 OCTOBER 2021

JOHN FREDERIK KREPP  
PO BOX 65  
DIANELLA WA 6059

## WELCOME TO YOUR ANZ ACCOUNT AT A GLANCE

### Account Details

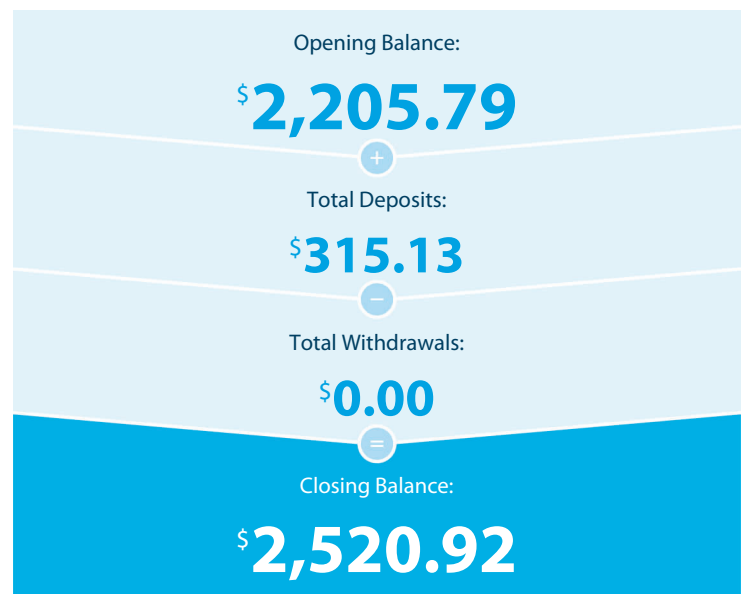
JOHN FREDERIK KREPP  
VICKI ANNE KREPP MATTHEW FREDERIK KREPP  
ATF KREPP SUPERANNUATION FUND

### Branch Number (BSB)

016-350

### Account Number

4794-10668



## NEED TO GET IN TOUCH?



**ANZ Internet Banking**  
anz.com

OR



**Enquiries:** 13 13 14  
**Lost/Stolen Cards:** 1800 033 844

# ANZ BUSINESS ESSENTIALS STATEMENT

Account Number 4794-10668

## Transaction Details

Please retain this statement for taxation purposes

Date	Transaction Details	Withdrawals (\$)	Deposits (\$)	Balance (\$)
<b>2021</b>				
<b>03 SEP</b>	<b>OPENING BALANCE</b>			<b>2,205.79</b>
16 SEP	<b>TRANSFER</b> FROM QUICKSUPER QUICKSPR3046766640		157.04	2,362.83
17 SEP	<b>TRANSFER</b> FROM QUICKSUPER QUICKSPR3047594389		1.05	2,363.88
27 SEP	<b>TRANSFER</b> FROM QUICKSUPER QUICKSPR3052866747		157.04	2,520.92
	<b>TOTALS AT END OF PAGE</b>	<b>\$0.00</b>	<b>\$315.13</b>	
	<b>TOTALS AT END OF PERIOD</b>	<b>\$0.00</b>	<b>\$315.13</b>	<b>\$2,520.92</b>

## Fee Summary

Fees Charged for period: 01 SEP 2021 to 30 SEP 2021

### Summary of ANZ Transaction Fees

	Transactions		Fee Per	Total
	Total	Free	Transaction (\$)	Charge (\$)
<b>Transaction Fees</b>				
EFTPOS/PHONE BANKING WDL	4.00	4.00	0.60	0.00
<b>Total Transaction Fees Charged</b>				<b>\$0.00</b>

**Please note:** Overseas transaction fees, overseas ATM fees and non ANZ ATM operator fees not included

**Please note:** Your fee cycle may not always reconcile with your statement cycle. This statement date ends on 05/10/21 and the monthly fee cycle, as appears above, ended on 30/09/21.

## Summary of Relationship Benefit for this account

Amount (\$)

### Your Relationship Benefit

**2.40**

### This is made up of:

Value of Free Transactions

2.40

## No transaction fees\* for ANZ cardholders across the new atm by Armaguard network

As an ANZ cardholder you can withdraw cash or make a balance enquiry, with no transaction fee\* at any atm by Armaguard ATM.

\*Terms and conditions apply.

Visit [www.anz.com.au/ways-to-bank/atms](http://www.anz.com.au/ways-to-bank/atms) for further detail and terms and conditions.

# ANZ BUSINESS ESSENTIALS STATEMENT

Account Number 4794-10668

## IMPORTANT INFORMATION

### PLEASE CHECK THE ENTRIES AND CALL 13 13 14 REGARDING ANY ERRORS ON THIS STATEMENT.

All entries generated are subject to authorisation and verification and if necessary, adjustments will appear on a later statement.

If you have a complaint or unresolved issue with ANZ's product or service please call our National Feedback Line **1800 805 154** and advise us. Further information in relation to ANZ's dispute resolution process and this product (including details of benefits or fees and charges) is available on request and you can access this information by reviewing the Terms and Conditions, and Fees and Charges brochures which can be found at [www.anz.com](http://www.anz.com) or by calling **13 13 14**.





# ANZ BUSINESS ESSENTIALS STATEMENT

STATEMENT NUMBER 165  
03 JUNE 2022 TO 05 JULY 2022

JOHN FREDERIK KREPP  
PO BOX 65  
DIANELLA WA 6059

## WELCOME TO YOUR ANZ ACCOUNT AT A GLANCE

### Account Details

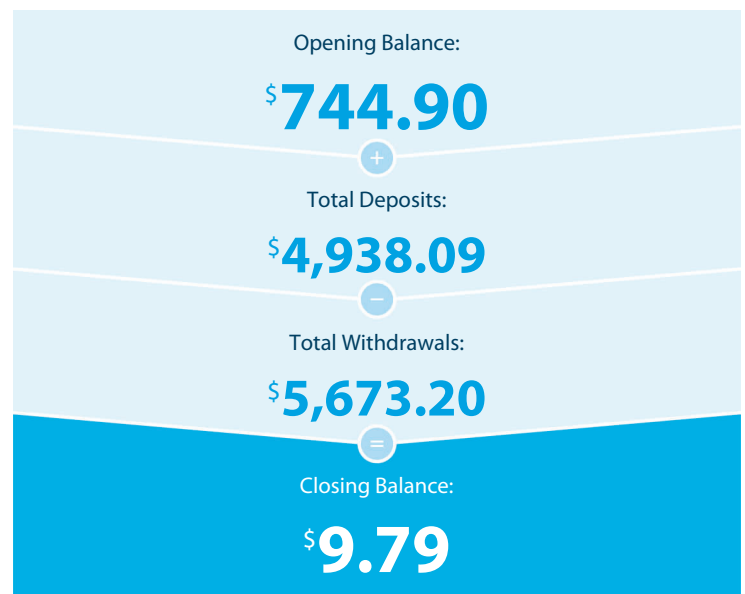
JOHN FREDERIK KREPP  
VICKI ANNE KREPP MATTHEW FREDERIK KREPP  
ATF KREPP SUPERANNUATION FUND

### Branch Number (BSB)

016-350

### Account Number

4794-10668



## NEED TO GET IN TOUCH?



**ANZ Internet Banking**  
anz.com

OR



**Enquiries:** 13 13 14  
**Lost/Stolen Cards:** 1800 033 844



# ANZ BUSINESS ESSENTIALS STATEMENT

Account Number 4794-10668

## Transaction Details

Please retain this statement for taxation purposes

Date	Transaction Details	Withdrawals (\$)	Deposits (\$)	Balance (\$)
<b>2022</b>				
<b>03 JUN</b>	<b>OPENING BALANCE</b>			<b>744.90</b>
10 JUN	<b>ANZ INTERNET BANKING BPAY</b> TAX OFFICE PAYMENT {468977}	533.20		211.70
14 JUN	<b>TRANSFER</b> FROM QUICKSUPER QUICKSPR3228075444		157.04	368.74
21 JUN	<b>TRANSFER</b> FROM SUPERCHOICE P/L PC200622-116867493		1,996.32	2,365.06
23 JUN	<b>TRANSFER</b> FROM ATO ATO009000016269588		462.05	2,827.11
23 JUN	<b>TRANSFER</b> FROM QUICKSUPER QUICKSPR3235324743		157.04	2,984.15
04 JUL	<b>TRANSFER</b> FROM QUICKSUPER QUICKSPR3243252102		157.04	3,141.19
04 JUL	<b>TRANSFER</b> FROM SUPERCHOICE P/L PC010722-193759660		2,008.60	5,149.79
05 JUL	<b>ANZ INTERNET BANKING FUNDS TFER</b> TRANSFER 474441 TO 012012483005016	5,140.00		9.79
	<b>TOTALS AT END OF PAGE</b>	<b>\$5,673.20</b>	<b>\$4,938.09</b>	
	<b>TOTALS AT END OF PERIOD</b>	<b>\$5,673.20</b>	<b>\$4,938.09</b>	<b>\$9.79</b>

## Yearly Summary

Previous Year to 30/06/2022 (\$)

Interest earned on deposits	0.01
-----------------------------	------

## Fee Summary

Fees Charged for period: 01 JUN 2022 to 30 JUN 2022

Summary of ANZ Transaction Fees	Transactions		Fee Per Transaction (\$)	Total Charge (\$)
	Total	Free Additional		
<b>Transaction Fees</b>				
INTERNET/ONLINE WDL	2.00	2.00	0.60	0.00
EFTPOS/PHONE BANKING WDL	4.00	4.00	0.60	0.00
<b>Total Transaction Fees Charged</b>				<b>\$0.00</b>

**Please note:** Overseas transaction fees, overseas ATM fees and non ANZ ATM operator fees not included

**Please note:** Your fee cycle may not always reconcile with your statement cycle. This statement date ends on 05/07/22 and the monthly fee cycle, as appears above, ended on 30/06/22.

# ANZ BUSINESS ESSENTIALS STATEMENT

Account Number 4794-10668

Summary of Relationship Benefit for this account	Amount (\$)
<b>Your Relationship Benefit</b>	<b>3.60</b>
<b>This is made up of:</b>	
Value of Free Transactions	3.60

## IMPORTANT INFORMATION

### PLEASE CHECK THE ENTRIES AND CALL 13 13 14 REGARDING ANY ERRORS ON THIS STATEMENT.

All entries generated are subject to authorisation and verification, and if necessary, adjustments will appear on a later statement.

Further information in relation to this product (including details of benefits or fees and charges) is available on request and you can access this information by reviewing the Terms and Conditions, and Fees and Charges brochures which can be found at [anz.com](http://anz.com) or by calling **13 13 14**.

If you have a complaint about an ANZ product or service, please contact us and we will try to resolve the issue as quickly as possible. Our customer complaints guide is available at <https://www.anz.com.au/support/contact-us/compliments-suggestions-complaints/>, alternatively you may wish to:

**Call us:**

- General enquiries **13 13 14**
- If you're overseas **+61 3 9683 9999**
- ANZ Complaint Resolution Team on **1800 805 154**
- If you're deaf, hard of hearing and/or have a speech impairment, call **133 677** or visit the **National Relay Service** at: <https://nrschat.nrscall.gov.au/nrs/internetrelay>

**Write to us:** ANZ Complaint Resolution Team  
Locked Bag 4050,  
South Melbourne VIC 3205  
or **ANZ online complaints form:**

<https://www.anz.com.au/support/contact-us/compliments-suggestions-complaints/feedback/>

**Visit us:** At your nearest ANZ branch.  
If you have a Relationship Manager, please feel free to contact them.

If an issue has not been resolved to your satisfaction, you can lodge a complaint with the Australian Financial Complaints Authority (**AFCA**). AFCA provides fair and independent financial services complaint resolution that is free to consumers.

**Call:** **1800 931 678** (free call within Australia), or **+61 1800 931 678** (International)  
**Online:** Email: [info@afca.org.au](mailto:info@afca.org.au)  
Web: [www.afca.org.au](http://www.afca.org.au)

**Write to:** **Australian Financial Complaints Authority Limited**  
GPO Box 3,  
Melbourne VIC 3001





# ANZ BUSINESS ESSENTIALS STATEMENT

STATEMENT NUMBER 159

03 DECEMBER 2021 TO 05 JANUARY 2022

JOHN FREDERIK KREPP  
PO BOX 65  
DIANELLA WA 6059

## WELCOME TO YOUR ANZ ACCOUNT AT A GLANCE

### Account Details

JOHN FREDERIK KREPP  
VICKI ANNE KREPP MATTHEW FREDERIK KREPP  
ATF KREPP SUPERANNUATION FUND

### Branch Number (BSB)

016-350

### Account Number

4794-10668



## NEED TO GET IN TOUCH?



**ANZ Internet Banking**  
anz.com

OR



**Enquiries:** 13 13 14  
**Lost/Stolen Cards:** 1800 033 844

# ANZ BUSINESS ESSENTIALS STATEMENT

Account Number 4794-10668

## Transaction Details

Please retain this statement for taxation purposes

Date	Transaction Details	Withdrawals (\$)	Deposits (\$)	Balance (\$)
<b>2021</b>				
<b>03 DEC</b>	<b>OPENING BALANCE</b>			<b>162.04</b>
13 DEC	<b>TRANSFER</b> FROM SUPERCHOICE P/L PC06C010-6121616		2,036.70	2,198.74
16 DEC	<b>TRANSFER</b> FROM QUICKSUPER QUICKSPR3106780778		157.04	2,355.78
24 DEC	<b>TRANSFER</b> FROM QUICKSUPER QUICKSPR3112157894		157.04	2,512.82
<b>2022</b>				
04 JAN	<b>ANZ INTERNET BANKING FUNDS TFER</b> TRANSFER 760674 TO 012012483005016	2,500.00		12.82
<b>TOTALS AT END OF PAGE</b>		<b>\$2,500.00</b>	<b>\$2,350.78</b>	
<b>TOTALS AT END OF PERIOD</b>		<b>\$2,500.00</b>	<b>\$2,350.78</b>	<b>\$12.82</b>

## Fee Summary

Fees Charged for period: 01 DEC 2021 to 31 DEC 2021

### Summary of ANZ Transaction Fees

	Transactions		Fee Per Transaction (\$)	Total Charge (\$)
	Total	Free Additional		
<b>Transaction Fees</b>				
EFTPOS/PHONE BANKING WDL	3.00	3.00	0.60	0.00
<b>Total Transaction Fees Charged</b>				<b>\$0.00</b>

**Please note:** Overseas transaction fees, overseas ATM fees and non ANZ ATM operator fees not included

**Please note:** Your fee cycle may not always reconcile with your statement cycle. This statement date ends on 05/01/22 and the monthly fee cycle, as appears above, ended on 31/12/21.

## Summary of Relationship Benefit for this account Amount (\$)

**Your Relationship Benefit** **1.80**

### This is made up of:

Value of Free Transactions 1.80

# ANZ BUSINESS ESSENTIALS STATEMENT

Account Number 4794-10668

## IMPORTANT INFORMATION

### PLEASE CHECK THE ENTRIES AND CALL 13 13 14 REGARDING ANY ERRORS ON THIS STATEMENT.

All entries generated are subject to authorisation and verification and if necessary, adjustments will appear on a later statement.

If you have a complaint or unresolved issue with ANZ's product or service please call our National Feedback Line **1800 805 154** and advise us. Further information in relation to ANZ's dispute resolution process and this product (including details of benefits or fees and charges) is available on request and you can access this information by reviewing the Terms and Conditions, and Fees and Charges brochures which can be found at [www.anz.com](http://www.anz.com) or by calling **13 13 14**.





# ANZ BUSINESS ESSENTIALS STATEMENT

STATEMENT NUMBER 160  
05 JANUARY 2022 TO 04 FEBRUARY 2022

JOHN FREDERIK KREPP  
PO BOX 65  
DIANELLA WA 6059

## WELCOME TO YOUR ANZ ACCOUNT AT A GLANCE

### Account Details

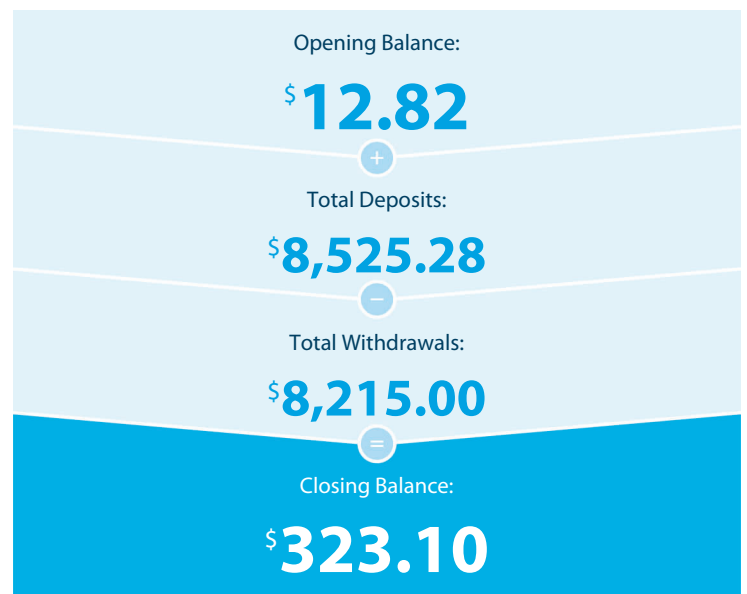
JOHN FREDERIK KREPP  
VICKI ANNE KREPP MATTHEW FREDERIK KREPP  
ATF KREPP SUPERANNUATION FUND

### Branch Number (BSB)

016-350

### Account Number

4794-10668



## NEED TO GET IN TOUCH?



**ANZ Internet Banking**  
anz.com

OR



**Enquiries:** 13 13 14  
**Lost/Stolen Cards:** 1800 033 844



# ANZ BUSINESS ESSENTIALS STATEMENT

Account Number 4794-10668

## Transaction Details

Please retain this statement for taxation purposes

Date	Transaction Details	Withdrawals (\$)	Deposits (\$)	Balance (\$)
<b>2022</b>				
<b>05 JAN</b>	<b>OPENING BALANCE</b>			<b>12.82</b>
06 JAN	<b>TRANSFER</b> FROM CMC MARKETS STOC 19331023		6,000.00	6,012.82
07 JAN	<b>TRANSFER</b> FROM QUICKSUPER QUICKSPR3119426596		157.04	6,169.86
10 JAN	<b>TRANSFER</b> FROM SUPERCHOICE P/L PC06C010-6125676		2,054.15	8,224.01
10 JAN	<b>ANZ INTERNET BANKING BPAY</b> TAX OFFICE PAYMENT {277724} EFFECTIVE DATE 09 JAN 2022	1,055.00		7,169.01
10 JAN	<b>ANZ INTERNET BANKING PAYMENT 277925</b> TO CUA EFFECTIVE DATE 09 JAN 2022	5,000.00		2,169.01
12 JAN	<b>ANZ INTERNET BANKING FUNDS TFER</b> TRANSFER 590388 TO 012012483005016	2,160.00		9.01
21 JAN	<b>TRANSFER</b> FROM QUICKSUPER QUICKSPR3128744882		157.04	166.05
31 JAN	<b>CREDIT INTEREST PAID</b>		0.01	166.06
02 FEB	<b>TRANSFER</b> FROM QUICKSUPER QUICKSPR3136186180		157.04	323.10
	<b>TOTALS AT END OF PAGE</b>	<b>\$8,215.00</b>	<b>\$8,525.28</b>	
	<b>TOTALS AT END OF PERIOD</b>	<b>\$8,215.00</b>	<b>\$8,525.28</b>	<b>\$323.10</b>

### This Statement Includes

Interest earned on deposits	\$0.01
-----------------------------	--------

### Fee Summary

Fees Charged for period: 01 JAN 2022 to 31 JAN 2022

#### Summary of ANZ Transaction Fees

Transaction Fees	Transactions		Fee Per Transaction (\$)	Total Charge (\$)
	Total	Free Additional		
INTERNET/ONLINE WDL	4.00	4.00	0.60	0.00
EFTPOS/PHONE BANKING WDL	4.00	4.00	0.60	0.00
<b>Total Transaction Fees Charged</b>				<b>\$0.00</b>

**Please note:** Overseas transaction fees, overseas ATM fees and non ANZ ATM operator fees not included

**Please note:** Your fee cycle may not always reconcile with your statement cycle. This statement date ends on 04/02/22 and the monthly fee cycle, as appears above, ended on 31/01/22.

# ANZ BUSINESS ESSENTIALS STATEMENT

Account Number 4794-10668

Summary of Relationship Benefit for this account	Amount (\$)
<b>Your Relationship Benefit</b>	<b>4.80</b>
<b>This is made up of:</b>	
Value of Free Transactions	4.80

## IMPORTANT INFORMATION

### PLEASE CHECK THE ENTRIES AND CALL 13 13 14 REGARDING ANY ERRORS ON THIS STATEMENT.

All entries generated are subject to authorisation and verification and if necessary, adjustments will appear on a later statement.

If you have a complaint or unresolved issue with ANZ's product or service please call our National Feedback Line **1800 805 154** and advise us. Further information in relation to ANZ's dispute resolution process and this product (including details of benefits or fees and charges) is available on request and you can access this information by reviewing the Terms and Conditions, and Fees and Charges brochures which can be found at [www.anz.com](http://www.anz.com) or by calling **13 13 14**.





# ANZ BUSINESS ESSENTIALS STATEMENT

STATEMENT NUMBER 157  
05 OCTOBER 2021 TO 05 NOVEMBER 2021

JOHN FREDERIK KREPP  
PO BOX 65  
DIANELLA WA 6059

## WELCOME TO YOUR ANZ ACCOUNT AT A GLANCE

### Account Details

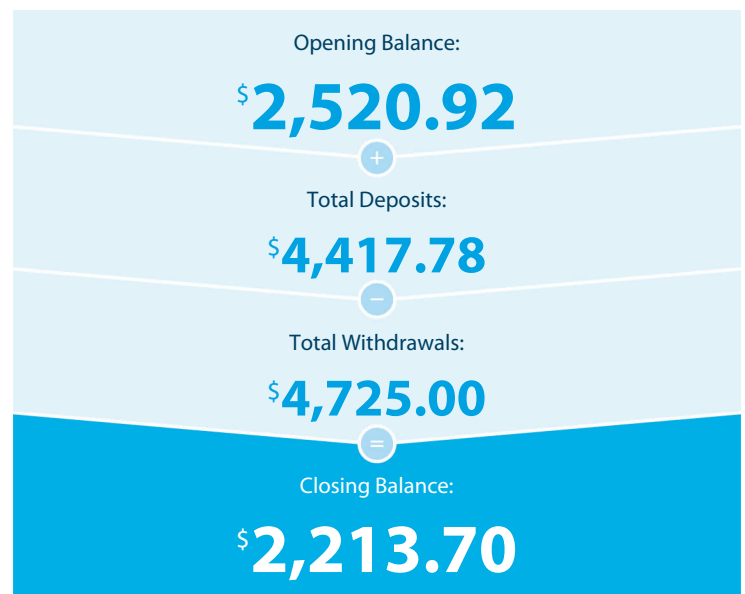
JOHN FREDERIK KREPP  
VICKI ANNE KREPP MATTHEW FREDERIK KREPP  
ATF KREPP SUPERANNUATION FUND

### Branch Number (BSB)

016-350

### Account Number

4794-10668



## NEED TO GET IN TOUCH?



**ANZ Internet Banking**  
anz.com

OR



**Enquiries:** 13 13 14  
**Lost/Stolen Cards:** 1800 033 844

# ANZ BUSINESS ESSENTIALS STATEMENT

Account Number 4794-10668

## Transaction Details

Please retain this statement for taxation purposes

Date	Transaction Details	Withdrawals (\$)	Deposits (\$)	Balance (\$)
<b>2021</b>				
<b>05 OCT</b>	<b>OPENING BALANCE</b>			<b>2,520.92</b>
11 OCT	<b>ANZ INTERNET BANKING PAYMENT 114327</b> TO SUPERHELP AUSTRALIA PTY LTD	550.00		1,970.92
11 OCT	<b>ANZ INTERNET BANKING BPAY</b> TAX OFFICE PAYMENT {122513}	1,055.00		915.92
12 OCT	<b>TRANSFER</b> FROM QUICKSUPER QUICKSPR3063020922		157.04	1,072.96
13 OCT	<b>TRANSFER</b> FROM SUPERCHOICE P/L PC06C010-6103684		2,049.28	3,122.24
27 OCT	<b>ANZ INTERNET BANKING FUNDS TFER</b> TRANSFER 412429 TO 012012483005016	3,120.00		2.24
28 OCT	<b>TRANSFER</b> FROM QUICKSUPER QUICKSPR3073573096		157.04	159.28
05 NOV	<b>TRANSFER</b> FROM SUPERCHOICE P/L PC06C010-6112990		2,054.42	2,213.70
	<b>TOTALS AT END OF PAGE</b>	<b>\$4,725.00</b>	<b>\$4,417.78</b>	
	<b>TOTALS AT END OF PERIOD</b>	<b>\$4,725.00</b>	<b>\$4,417.78</b>	<b>\$2,213.70</b>

## Fee Summary

Fees Charged for period: 01 OCT 2021 to 29 OCT 2021

### Summary of ANZ Transaction Fees

	Transactions		Fee Per Transaction (\$)	Total Charge (\$)
	Total	Free Additional		
<b>Transaction Fees</b>				
INTERNET/ONLINE WDL	3.00	3.00	0.60	0.00
EFTPOS/PHONE BANKING WDL	3.00	3.00	0.60	0.00
<b>Total Transaction Fees Charged</b>				<b>\$0.00</b>

**Please note:** Overseas transaction fees, overseas ATM fees and non ANZ ATM operator fees not included

**Please note:** Your fee cycle may not always reconcile with your statement cycle. This statement date ends on 05/11/21 and the monthly fee cycle, as appears above, ended on 29/10/21.

## Summary of Relationship Benefit for this account

Amount (\$)

**Your Relationship Benefit** **3.60**

### This is made up of:

Value of Free Transactions **3.60**

# ANZ BUSINESS ESSENTIALS STATEMENT

Account Number 4794-10668

## **No transaction fees\* for ANZ cardholders across the new atmX by Armaguard network**

As an ANZ cardholder you can withdraw cash or make a balance enquiry, with no transaction fee\* at any atmX by Armaguard ATM.

\*Terms and conditions apply.

Visit [www.anz.com.au/ways-to-bank/atms](http://www.anz.com.au/ways-to-bank/atms) for further detail and terms and conditions.

## **IMPORTANT INFORMATION**

### **PLEASE CHECK THE ENTRIES AND CALL 13 13 14 REGARDING ANY ERRORS ON THIS STATEMENT.**

All entries generated are subject to authorisation and verification and if necessary, adjustments will appear on a later statement.

If you have a complaint or unresolved issue with ANZ's product or service please call our National Feedback Line **1800 805 154** and advise us. Further information in relation to ANZ's dispute resolution process and this product (including details of benefits or fees and charges) is available on request and you can access this information by reviewing the Terms and Conditions, and Fees and Charges brochures which can be found at [www.anz.com](http://www.anz.com) or by calling **13 13 14**.





# ANZ BUSINESS ESSENTIALS STATEMENT

STATEMENT NUMBER 158  
05 NOVEMBER 2021 TO 03 DECEMBER 2021

JOHN FREDERIK KREPP  
PO BOX 65  
DIANELLA WA 6059

## WELCOME TO YOUR ANZ ACCOUNT AT A GLANCE

### Account Details

JOHN FREDERIK KREPP  
VICKI ANNE KREPP MATTHEW FREDERIK KREPP  
ATF KREPP SUPERANNUATION FUND

### Branch Number (BSB)

016-350

### Account Number

4794-10668



## NEED TO GET IN TOUCH?



**ANZ Internet Banking**  
anz.com

OR



**Enquiries:** 13 13 14  
**Lost/Stolen Cards:** 1800 033 844



# ANZ BUSINESS ESSENTIALS STATEMENT

Account Number 4794-10668

## Transaction Details

Please retain this statement for taxation purposes

Date	Transaction Details	Withdrawals (\$)	Deposits (\$)	Balance (\$)
<b>2021</b>				
<b>05 NOV</b>	<b>OPENING BALANCE</b>			<b>2,213.70</b>
08 NOV	<b>ANZ INTERNET BANKING FUNDS TFER</b> TRANSFER 491717 TO 012012483005016 EFFECTIVE DATE 07 NOV 2021	2,200.00		13.70
10 NOV	<b>TRANSFER</b> FROM QUICKSUPER QUICKSPR3082008582		157.04	170.74
12 NOV	<b>ANZ INTERNET BANKING FUNDS TFER</b> TRANSFER 450698 TO 012012483005016	165.74		5.00
29 NOV	<b>TRANSFER</b> FROM QUICKSUPER QUICKSPR3094462891		157.04	162.04
<b>TOTALS AT END OF PAGE</b>		<b>\$2,365.74</b>	<b>\$314.08</b>	
<b>TOTALS AT END OF PERIOD</b>		<b>\$2,365.74</b>	<b>\$314.08</b>	<b>\$162.04</b>

## Fee Summary

Fees Charged for period: 30 OCT 2021 to 30 NOV 2021

### Summary of ANZ Transaction Fees

	Transactions		Fee Per	Total
	Total	Free	Additional Transaction (\$)	Charge (\$)
<b>Transaction Fees</b>				
INTERNET/ONLINE WDL	2.00	2.00	0.60	0.00
EFTPOS/PHONE BANKING WDL	3.00	3.00	0.60	0.00
<b>Total Transaction Fees Charged</b>				<b>\$0.00</b>

**Please note:** Overseas transaction fees, overseas ATM fees and non ANZ ATM operator fees not included

**Please note:** Your fee cycle may not always reconcile with your statement cycle. This statement date ends on 03/12/21 and the monthly fee cycle, as appears above, ended on 30/11/21.

## Summary of Relationship Benefit for this account

Amount (\$)

### Your Relationship Benefit

**3.00**

### This is made up of:

Value of Free Transactions

3.00

# ANZ BUSINESS ESSENTIALS STATEMENT

Account Number 4794-10668

## IMPORTANT INFORMATION

### PLEASE CHECK THE ENTRIES AND CALL 13 13 14 REGARDING ANY ERRORS ON THIS STATEMENT.

All entries generated are subject to authorisation and verification and if necessary, adjustments will appear on a later statement.

If you have a complaint or unresolved issue with ANZ's product or service please call our National Feedback Line **1800 805 154** and advise us. Further information in relation to ANZ's dispute resolution process and this product (including details of benefits or fees and charges) is available on request and you can access this information by reviewing the Terms and Conditions, and Fees and Charges brochures which can be found at [www.anz.com](http://www.anz.com) or by calling **13 13 14**.





# ANZ BUSINESS ESSENTIALS STATEMENT

STATEMENT NUMBER 163  
05 APRIL 2022 TO 05 MAY 2022

JOHN FREDERIK KREPP  
PO BOX 65  
DIANELLA WA 6059

## WELCOME TO YOUR ANZ ACCOUNT AT A GLANCE

### Account Details

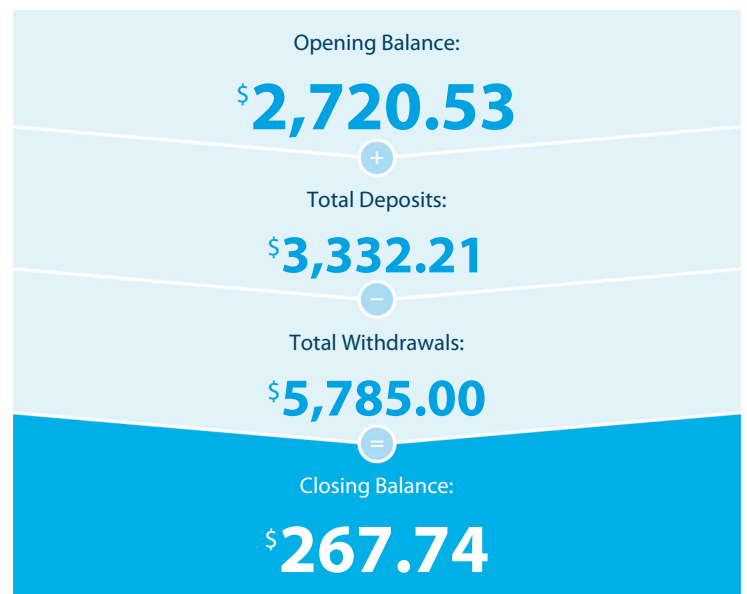
JOHN FREDERIK KREPP  
VICKI ANNE KREPP MATTHEW FREDERIK KREPP  
ATF KREPP SUPERANNUATION FUND

### Branch Number (BSB)

016-350

### Account Number

4794-10668



## NEED TO GET IN TOUCH?



**ANZ Internet Banking**  
anz.com

OR



**Enquiries:** 13 13 14  
**Lost/Stolen Cards:** 1800 033 844

# ANZ BUSINESS ESSENTIALS STATEMENT

Account Number 4794-10668

## Transaction Details

Please retain this statement for taxation purposes

Date	Transaction Details	Withdrawals (\$)	Deposits (\$)	Balance (\$)
<b>2022</b>				
<b>05 APR</b>	<b>OPENING BALANCE</b>			<b>2,720.53</b>
07 APR	<b>TRANSFER</b> FROM SUPERCHOICE P/L PC06C006-6147863		2,015.48	4,736.01
11 APR	<b>TRANSFER</b> FROM CMC MARKETS STOC 20678720		1,055.00	5,791.01
11 APR	<b>ANZ INTERNET BANKING FUNDS TFER</b> TRANSFER 377604 TO 012012483005016	4,730.00		1,061.01
13 APR	<b>ANZ INTERNET BANKING BPAY</b> TAX OFFICE PAYMENT {462797}	1,055.00		6.01
14 APR	<b>TRANSFER</b> FROM QUICKSUPER QUICKSPR3186020707		104.69	110.70
28 APR	<b>TRANSFER</b> FROM QUICKSUPER QUICKSPR3194591253		157.04	267.74
	<b>TOTALS AT END OF PAGE</b>	<b>\$5,785.00</b>	<b>\$3,332.21</b>	
	<b>TOTALS AT END OF PERIOD</b>	<b>\$5,785.00</b>	<b>\$3,332.21</b>	<b>\$267.74</b>

## Fee Summary

Fees Charged for period: 01 APR 2022 to 29 APR 2022

### Summary of ANZ Transaction Fees

	Transactions		Fee Per	Total
	Total	Free	Additional Transaction (\$)	Charge (\$)
<b>Transaction Fees</b>				
INTERNET/ONLINE WDL	2.00	2.00	0.60	0.00
EFTPOS/PHONE BANKING WDL	4.00	4.00	0.60	0.00
<b>Total Transaction Fees Charged</b>				<b>\$0.00</b>

**Please note:** Overseas transaction fees, overseas ATM fees and non ANZ ATM operator fees not included

**Please note:** Your fee cycle may not always reconcile with your statement cycle. This statement date ends on 05/05/22 and the monthly fee cycle, as appears above, ended on 29/04/22.

## Summary of Relationship Benefit for this account

Amount (\$)

### Your Relationship Benefit

**3.60**

### This is made up of:

Value of Free Transactions

3.60

## IMPORTANT INFORMATION

### PLEASE CHECK THE ENTRIES AND CALL 13 13 14 REGARDING ANY ERRORS ON THIS STATEMENT.

All entries generated are subject to authorisation and verification, and if necessary, adjustments will appear on a later statement.

Further information in relation to this product (including details of benefits or fees and charges) is available on request and you can access this information by reviewing the Terms and Conditions, and Fees and Charges brochures which can be found at [anz.com](http://anz.com) or by calling **13 13 14**.

If you have a complaint about an ANZ product or service, please contact us and we will try to resolve the issue as quickly as possible. Our customer complaints guide is available at <https://www.anz.com.au/support/contact-us/compliments-suggestions-complaints/>, alternatively you may wish to:

- Call**
- General enquiries **13 13 14**
- us:**
- If you're overseas **+61 3 9683 9999**
  - ANZ Complaint Resolution Team on **1800 805 154**
  - If you're deaf, hard of hearing and/or have a speech impairment, call **133 677** or visit the **National Relay Service** at:  
<https://nrschat.nrscall.gov.au/nrs/internetrelay>

**Write** ANZ Complaint Resolution Team  
**to us:** Locked Bag 4050,  
South Melbourne VIC 3205  
or **ANZ online complaints form:**  
<https://www.anz.com.au/support/contact-us/compliments-suggestions-complaints/feedback/>

**Visit** At your nearest ANZ branch.  
**us:** If you have a Relationship Manager, please feel free to contact them.

If an issue has not been resolved to your satisfaction, you can lodge a complaint with the Australian Financial Complaints Authority (**AFCA**). AFCA provides fair and independent financial services complaint resolution that is free to consumers.

**Call:** **1800 931 678** (free call within Australia), or **+61 1800 931 678** (International)  
**Online:** Email: [info@afca.org.au](mailto:info@afca.org.au)  
Web: [www.afca.org.au](http://www.afca.org.au)

**Write Australian Financial Complaints Authority Limited**  
**to:** GPO Box 3,  
Melbourne VIC 3001





# ANZ BUSINESS ESSENTIALS STATEMENT

STATEMENT NUMBER 153

04 JUNE 2021 TO 05 JULY 2021

JOHN FREDERIK KREPP  
PO BOX 65  
DIANELLA WA 6059

## WELCOME TO YOUR ANZ ACCOUNT AT A GLANCE

### Account Details

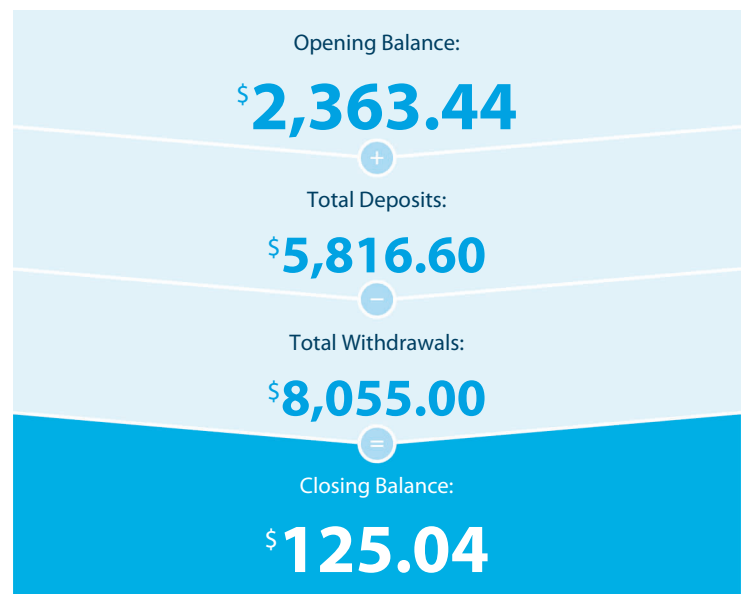
JOHN FREDERIK KREPP  
VICKI ANNE KREPP MATTHEW FREDERIK KREPP  
ATF KREPP SUPERANNUATION FUND

### Branch Number (BSB)

016-350

### Account Number

4794-10668



## NEED TO GET IN TOUCH?



**ANZ Internet Banking**  
anz.com

OR



**Enquiries:** 13 13 14  
**Lost/Stolen Cards:** 1800 033 844



# ANZ BUSINESS ESSENTIALS STATEMENT

Account Number 4794-10668

## Transaction Details

Please retain this statement for taxation purposes

Date	Transaction Details	Withdrawals (\$)	Deposits (\$)	Balance (\$)
<b>2021</b>				
<b>04 JUN</b>	<b>OPENING BALANCE</b>			<b>2,363.44</b>
07 JUN	<b>TRANSFER</b> FROM SUPERCHOICE P/L PC06C013-6053382		1,946.78	4,310.22
14 JUN	<b>TRANSFER</b> FROM QUICKSUPER QUICKSPR2984107854		241.31	4,551.53
17 JUN	<b>TRANSFER</b> FROM CMC MARKETS STOC 16480643		2,500.00	7,051.53
24 JUN	<b>ANZ INTERNET BANKING FUNDS TFER</b> TRANSFER 923418 TO 016363553276568	7,000.00		51.53
30 JUN	<b>CREDIT INTEREST PAID</b>		0.06	51.59
01 JUL	<b>TRANSFER</b> FROM CMC MARKETS STOC 16668097		1,055.00	1,106.59
02 JUL	<b>TRANSFER</b> FROM QUICKSUPER QUICKSPR2997611853		73.45	1,180.04
05 JUL	<b>ANZ INTERNET BANKING BPAY</b> TAX OFFICE PAYMENT {345896} EFFECTIVE DATE 04 JUL 2021	1,055.00		125.04
	<b>TOTALS AT END OF PAGE</b>	<b>\$8,055.00</b>	<b>\$5,816.60</b>	
	<b>TOTALS AT END OF PERIOD</b>	<b>\$8,055.00</b>	<b>\$5,816.60</b>	<b>\$125.04</b>

## This Statement Includes

Interest earned on deposits	\$0.06
-----------------------------	--------

## Yearly Summary

## Previous Year to 30/06/2021 (\$)

Interest earned on deposits	0.60
<b>Fees Charged</b>	
ANZ bank account fee	5.40
<b>Total</b>	<b>\$5.40</b>

# ANZ BUSINESS ESSENTIALS STATEMENT

Account Number 4794-10668

## Fee Summary

Fees Charged for period: 01 JUN 2021 to 30 JUN 2021

### Summary of ANZ Transaction Fees

	Transactions		Fee Per Transaction (\$)	Total Charge (\$)
	Total	Free Additional		
<b>Transaction Fees</b>				
INTERNET/ONLINE WDL	1.00	1.00	0.60	0.00
EFTPOS/PHONE BANKING WDL	3.00	3.00	0.60	0.00
<b>Total Transaction Fees Charged</b>				<b>\$0.00</b>

**Please note:** Overseas transaction fees, overseas ATM fees and non ANZ ATM operator fees not included

**Please note:** Your fee cycle may not always reconcile with your statement cycle. This statement date ends on 05/07/21 and the monthly fee cycle, as appears above, ended on 30/06/21.

### Summary of Relationship Benefit for this account

Amount (\$)

<b>Your Relationship Benefit</b>	<b>2.40</b>
<b>This is made up of:</b>	
Value of Free Transactions	2.40

### No transaction fees\* for ANZ cardholders across the new atm by Armaguard network

As an ANZ cardholder you can withdraw cash or make a balance enquiry, with no transaction fee\* at any atm by Armaguard ATM.

\*Terms and conditions apply.

Visit [www.anz.com.au/ways-to-bank/atms](http://www.anz.com.au/ways-to-bank/atms) for further detail and terms and conditions.

## IMPORTANT INFORMATION

### PLEASE CHECK THE ENTRIES AND CALL 13 13 14 REGARDING ANY ERRORS ON THIS STATEMENT.

All entries generated are subject to authorisation and verification and if necessary, adjustments will appear on a later statement.

If you have a complaint or unresolved issue with ANZ's product or service please call our National Feedback Line **1800 805 154** and advise us. Further information in relation to ANZ's dispute resolution process and this product (including details of benefits or fees and charges) is available on request and you can access this information by reviewing the Terms and Conditions, and Fees and Charges brochures which can be found at [www.anz.com](http://www.anz.com) or by calling **13 13 14**.





# ANZ BUSINESS ESSENTIALS STATEMENT

STATEMENT NUMBER 155  
05 AUGUST 2021 TO 03 SEPTEMBER 2021

JOHN FREDERIK KREPP  
PO BOX 65  
DIANELLA WA 6059

## WELCOME TO YOUR ANZ ACCOUNT AT A GLANCE

### Account Details

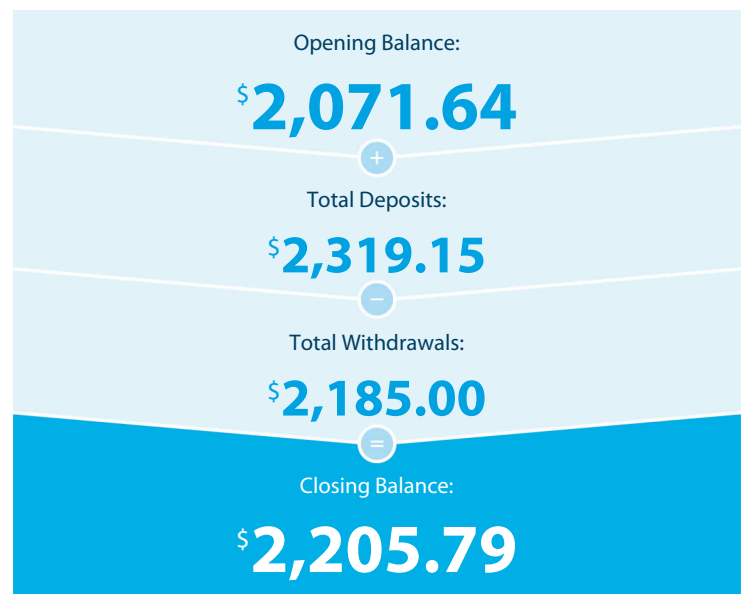
JOHN FREDERIK KREPP  
VICKI ANNE KREPP MATTHEW FREDERIK KREPP  
ATF KREPP SUPERANNUATION FUND

### Branch Number (BSB)

016-350

### Account Number

4794-10668



## NEED TO GET IN TOUCH?



**ANZ Internet Banking**  
anz.com

OR



**Enquiries:** 13 13 14  
**Lost/Stolen Cards:** 1800 033 844

# ANZ BUSINESS ESSENTIALS STATEMENT

Account Number 4794-10668

## Transaction Details

Please retain this statement for taxation purposes

Date	Transaction Details	Withdrawals (\$)	Deposits (\$)	Balance (\$)
<b>2021</b>				
<b>05 AUG</b>	<b>OPENING BALANCE</b>			<b>2,071.64</b>
06 AUG	<b>TRANSFER</b> FROM QUICKSUPER QUICKSPR3020344975		120.27	2,191.91
18 AUG	<b>ANZ INTERNET BANKING FUNDS TFER</b> TRANSFER 615968 TO 012012483005016	2,185.00		6.91
30 AUG	<b>TRANSFER</b> FROM QUICKSUPER QUICKSPR3035005863		157.04	163.95
03 SEP	<b>TRANSFER</b> FROM SUPERCHOICE P/L PC06C012-6092756		2,041.84	2,205.79
	<b>TOTALS AT END OF PAGE</b>	<b>\$2,185.00</b>	<b>\$2,319.15</b>	
	<b>TOTALS AT END OF PERIOD</b>	<b>\$2,185.00</b>	<b>\$2,319.15</b>	<b>\$2,205.79</b>

## Fee Summary

Fees Charged for period: 31 JUL 2021 to 31 AUG 2021

### Summary of ANZ Transaction Fees

	Transactions		Fee Per Transaction (\$)	Total Charge (\$)
	Total	Free Additional		
<b>Transaction Fees</b>				
INTERNET/ONLINE WDL	1.00	1.00	0.60	0.00
EFTPOS/PHONE BANKING WDL	3.00	3.00	0.60	0.00
<b>Total Transaction Fees Charged</b>				<b>\$0.00</b>

**Please note:** Overseas transaction fees, overseas ATM fees and non ANZ ATM operator fees not included

**Please note:** Your fee cycle may not always reconcile with your statement cycle. This statement date ends on 03/09/21 and the monthly fee cycle, as appears above, ended on 31/08/21.

## Summary of Relationship Benefit for this account

Amount (\$)

**Your Relationship Benefit** **2.40**

### This is made up of:

Value of Free Transactions **2.40**

# ANZ BUSINESS ESSENTIALS STATEMENT

Account Number 4794-10668

## **No transaction fees\* for ANZ cardholders across the new atmX by Armaguard network**

As an ANZ cardholder you can withdraw cash or make a balance enquiry, with no transaction fee\* at any atmX by Armaguard ATM.

\*Terms and conditions apply.

Visit [www.anz.com.au/ways-to-bank/atms](http://www.anz.com.au/ways-to-bank/atms) for further detail and terms and conditions.

## **IMPORTANT INFORMATION**

### **PLEASE CHECK THE ENTRIES AND CALL 13 13 14 REGARDING ANY ERRORS ON THIS STATEMENT.**

All entries generated are subject to authorisation and verification and if necessary, adjustments will appear on a later statement.

If you have a complaint or unresolved issue with ANZ's product or service please call our National Feedback Line **1800 805 154** and advise us. Further information in relation to ANZ's dispute resolution process and this product (including details of benefits or fees and charges) is available on request and you can access this information by reviewing the Terms and Conditions, and Fees and Charges brochures which can be found at [www.anz.com](http://www.anz.com) or by calling **13 13 14**.





# ANZ BUSINESS ESSENTIALS STATEMENT

STATEMENT NUMBER 164

05 MAY 2022 TO 03 JUNE 2022

JOHN FREDERIK KREPP  
PO BOX 65  
DIANELLA WA 6059

## WELCOME TO YOUR ANZ ACCOUNT AT A GLANCE

### Account Details

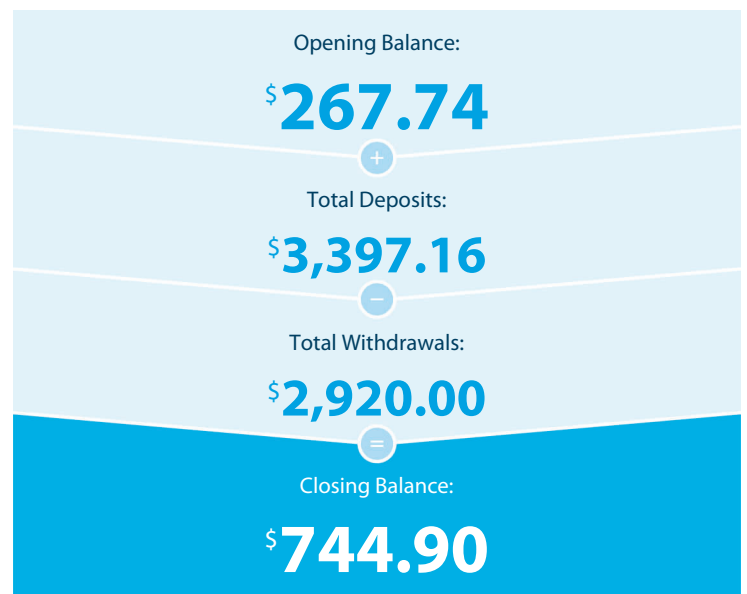
JOHN FREDERIK KREPP  
VICKI ANNE KREPP MATTHEW FREDERIK KREPP  
ATF KREPP SUPERANNUATION FUND

### Branch Number (BSB)

016-350

### Account Number

4794-10668



## NEED TO GET IN TOUCH?



**ANZ Internet Banking**  
anz.com

OR



**Enquiries:** 13 13 14  
**Lost/Stolen Cards:** 1800 033 844



# ANZ BUSINESS ESSENTIALS STATEMENT

Account Number 4794-10668

## Transaction Details

Please retain this statement for taxation purposes

Date	Transaction Details	Withdrawals (\$)	Deposits (\$)	Balance (\$)
<b>2022</b>				
<b>05 MAY</b>	<b>OPENING BALANCE</b>			<b>267.74</b>
06 MAY	<b>TRANSFER</b> FROM SUPERCHOICE P/L PC06C006-6152961		2,083.08	2,350.82
13 MAY	<b>TRANSFER</b> FROM QUICKSUPER QUICKSPR3205853346		157.04	2,507.86
16 MAY	<b>ANZ INTERNET BANKING FUNDS TFER</b> TRANSFER 650677 TO 012012483005016	2,000.00		507.86
30 MAY	<b>TRANSFER</b> FROM QUICKSUPER QUICKSPR3217198058		157.04	664.90
31 MAY	<b>TRANSFER</b> FROM CMC MARKETS STOC 21308309		1,000.00	1,664.90
01 JUN	<b>ANZ INTERNET BANKING PAYMENT 427338</b> TO SUPERHELP AUSTRALIA PTY LTD	920.00		744.90
	<b>TOTALS AT END OF PAGE</b>	<b>\$2,920.00</b>	<b>\$3,397.16</b>	
	<b>TOTALS AT END OF PERIOD</b>	<b>\$2,920.00</b>	<b>\$3,397.16</b>	<b>\$744.90</b>

## Fee Summary

Fees Charged for period: 30 APR 2022 to 31 MAY 2022

### Summary of ANZ Transaction Fees

	Transactions		Fee Per	Total
	Total	Free	Additional	Transaction
				Charge
			(\$)	(\$)
<b>Transaction Fees</b>				
INTERNET/ONLINE WDL	1.00	1.00	0.60	0.00
EFTPOS/PHONE BANKING WDL	4.00	4.00	0.60	0.00
<b>Total Transaction Fees Charged</b>				<b>\$0.00</b>

**Please note:** Overseas transaction fees, overseas ATM fees and non ANZ ATM operator fees not included

**Please note:** Your fee cycle may not always reconcile with your statement cycle. This statement date ends on 03/06/22 and the monthly fee cycle, as appears above, ended on 31/05/22.

## Summary of Relationship Benefit for this account

Amount (\$)

### Your Relationship Benefit

**3.00**

### This is made up of:

Value of Free Transactions

3.00

## IMPORTANT INFORMATION

### PLEASE CHECK THE ENTRIES AND CALL 13 13 14 REGARDING ANY ERRORS ON THIS STATEMENT.

All entries generated are subject to authorisation and verification, and if necessary, adjustments will appear on a later statement.

Further information in relation to this product (including details of benefits or fees and charges) is available on request and you can access this information by reviewing the Terms and Conditions, and Fees and Charges brochures which can be found at [anz.com](http://anz.com) or by calling **13 13 14**.

If you have a complaint about an ANZ product or service, please contact us and we will try to resolve the issue as quickly as possible. Our customer complaints guide is available at <https://www.anz.com.au/support/contact-us/compliments-suggestions-complaints/>, alternatively you may wish to:

- Call**
- General enquiries **13 13 14**
- us:**
- If you're overseas **+61 3 9683 9999**
  - ANZ Complaint Resolution Team on **1800 805 154**
  - If you're deaf, hard of hearing and/or have a speech impairment, call **133 677** or visit the **National Relay Service** at:  
<https://nrschat.nrscall.gov.au/nrs/internetrelay>

**Write** ANZ Complaint Resolution Team  
**to us:** Locked Bag 4050,  
South Melbourne VIC 3205  
or **ANZ online complaints form:**  
<https://www.anz.com.au/support/contact-us/compliments-suggestions-complaints/feedback/>

**Visit** At your nearest ANZ branch.  
**us:** If you have a Relationship Manager, please feel free to contact them.

If an issue has not been resolved to your satisfaction, you can lodge a complaint with the Australian Financial Complaints Authority (**AFCA**). AFCA provides fair and independent financial services complaint resolution that is free to consumers.

**Call:** **1800 931 678** (free call within Australia), or **+61 1800 931 678** (International)  
**Online:** Email: [info@afca.org.au](mailto:info@afca.org.au)  
Web: [www.afca.org.au](http://www.afca.org.au)

**Write Australian Financial Complaints Authority Limited**  
**to:** GPO Box 3,  
Melbourne VIC 3001





# ANZ BUSINESS ESSENTIALS STATEMENT

STATEMENT NUMBER 162  
04 MARCH 2022 TO 05 APRIL 2022

JOHN FREDERIK KREPP  
PO BOX 65  
DIANELLA WA 6059

## WELCOME TO YOUR ANZ ACCOUNT AT A GLANCE

### Account Details

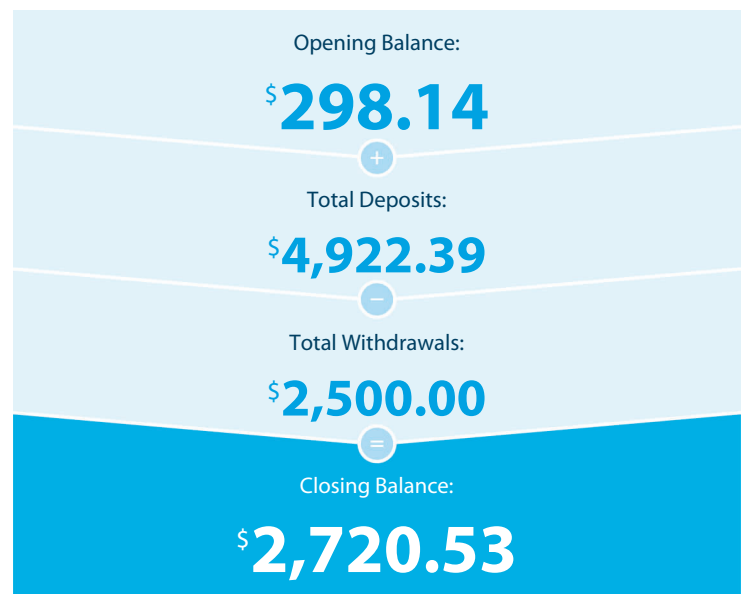
JOHN FREDERIK KREPP  
VICKI ANNE KREPP MATTHEW FREDERIK KREPP  
ATF KREPP SUPERANNUATION FUND

### Branch Number (BSB)

016-350

### Account Number

4794-10668



## NEED TO GET IN TOUCH?



**ANZ Internet Banking**  
anz.com

OR



**Enquiries:** 13 13 14  
**Lost/Stolen Cards:** 1800 033 844

# ANZ BUSINESS ESSENTIALS STATEMENT

Account Number 4794-10668

## Transaction Details

Please retain this statement for taxation purposes

Date	Transaction Details	Withdrawals (\$)	Deposits (\$)	Balance (\$)
<b>2022</b>				
<b>04 MAR</b>	<b>OPENING BALANCE</b>			<b>298.14</b>
10 MAR	<b>TRANSFER</b> FROM SUPERCHOICE P/L PC06C006-6142959		2,108.31	2,406.45
18 MAR	<b>TRANSFER</b> FROM QUICKSUPER QUICKSPR3167587041		157.04	2,563.49
21 MAR	<b>ANZ M-BANKING FUNDS TFER</b> TRANSFER 254206 FROM 479137155 EFFECTIVE DATE 19 MAR 2022		2,500.00	5,063.49
21 MAR	<b>ANZ M-BANKING FUNDS TFER</b> TRANSFER 254867 TO 4564699028988326 EFFECTIVE DATE 19 MAR 2022	2,500.00		2,563.49
31 MAR	<b>TRANSFER</b> FROM QUICKSUPER QUICKSPR3176269283		157.04	2,720.53
<b>TOTALS AT END OF PAGE</b>		<b>\$2,500.00</b>	<b>\$4,922.39</b>	
<b>TOTALS AT END OF PERIOD</b>		<b>\$2,500.00</b>	<b>\$4,922.39</b>	<b>\$2,720.53</b>

## Fee Summary

Fees Charged for period: 01 MAR 2022 to 31 MAR 2022

### Summary of ANZ Transaction Fees

	Transactions		Fee Per Transaction (\$)	Total Charge (\$)
	Total	Free Additional		
<b>Transaction Fees</b>				
EFTPOS/PHONE BANKING WDL	4.00	4.00	0.60	0.00
<b>Total Transaction Fees Charged</b>				<b>\$0.00</b>

**Please note:** Overseas transaction fees, overseas ATM fees and non ANZ ATM operator fees not included

**Please note:** Your fee cycle may not always reconcile with your statement cycle. This statement date ends on 05/04/22 and the monthly fee cycle, as appears above, ended on 31/03/22.

## Summary of Relationship Benefit for this account

Amount (\$)

<b>Your Relationship Benefit</b>	<b>2.40</b>
<b>This is made up of:</b>	
Value of Free Transactions	2.40

## IMPORTANT INFORMATION

### PLEASE CHECK THE ENTRIES AND CALL 13 13 14 REGARDING ANY ERRORS ON THIS STATEMENT.

All entries generated are subject to authorisation and verification, and if necessary, adjustments will appear on a later statement.

Further information in relation to this product (including details of benefits or fees and charges) is available on request and you can access this information by reviewing the Terms and Conditions, and Fees and Charges brochures which can be found at [anz.com](http://anz.com) or by calling **13 13 14**.

If you have a complaint about an ANZ product or service, please contact us and we will try to resolve the issue as quickly as possible. Our customer complaints guide is available at <https://www.anz.com.au/support/contact-us/compliments-suggestions-complaints/>, alternatively you may wish to:

- Call**
- General enquiries **13 13 14**
- us:**
- If you're overseas **+61 3 9683 9999**
  - ANZ Complaint Resolution Team on **1800 805 154**
  - If you're deaf, hard of hearing and/or have a speech impairment, call **133 677** or visit the **National Relay Service** at:  
<https://nrschat.nrscall.gov.au/nrs/internetrelay>

**Write** ANZ Complaint Resolution Team  
**to us:** Locked Bag 4050,  
South Melbourne VIC 3205  
or **ANZ online complaints form:**  
<https://www.anz.com.au/support/contact-us/compliments-suggestions-complaints/feedback/>

**Visit** At your nearest ANZ branch.  
**us:** If you have a Relationship Manager, please feel free to contact them.

If an issue has not been resolved to your satisfaction, you can lodge a complaint with the Australian Financial Complaints Authority (**AFCA**). AFCA provides fair and independent financial services complaint resolution that is free to consumers.

**Call:** **1800 931 678** (free call within Australia), or **+61 1800 931 678** (International)

**Write Australian Financial Complaints Authority Limited**  
**to:** GPO Box 3,  
Melbourne VIC 3001

**Online:** Email: [info@afca.org.au](mailto:info@afca.org.au)  
Web: [www.afca.org.au](http://www.afca.org.au)



# 61800 - Distributions Receivable

2022 Financial Year

Preparer Shelley Lian

Reviewer Steven Lee

Status Ready for Review

Account Code	Description	CY Balance	LY Balance	Change
BWP.AX	BWP Trust		\$477.41	100%
CNEW.AX	Vaneck China New Economy Etf	\$163.15		100%
IZZ2	ISHARES CHINA LARGE-CAP ETF - CHESSE DEPOSITARY INTERESTS 1:1 ISHCHINA	\$289.26		100%
<b>TOTAL</b>		<b>CY Balance</b>	<b>LY Balance</b>	
		\$452.41	\$477.41	

## Supporting Documents

○ General Ledger [Report](#)

## Standard Checklist

Review aging of amounts receivable and comment on any delay in payment



KREPP SUPERANNUATION FUND

General Ledger

As at 30 June 2022

Transaction Date	Description	Units	Debit	Credit	Balance \$
<b>Distributions Receivable (61800)</b>					
<u>BWP Trust (BWP.AX)</u>					
01/07/2021	Opening Balance				477.41 DR
20/08/2021	DIVIDEND FROM BWP TRUST DISTBN FIN21/00807476 [Amount Receivable]			477.41	0.00 DR
				<b>477.41</b>	<b>0.00 DR</b>
<u>Vaneck China New Economy Etf (CNEW.AX)</u>					
30/06/2022	2022 Distributions receivable		163.15		163.15 DR
			<b>163.15</b>		<b>163.15 DR</b>
<u>ISHARES CHINA LARGE-CAP ETF - CHESS DEPOSITARY INTERESTS 1:1 ISHCHINA (IZZ2)</u>					
30/06/2022	2022 Distributions receivable		289.26		289.26 DR
			<b>289.26</b>		<b>289.26 DR</b>
<b>Total Debits:</b>			<b>452.41</b>		
<b>Total Credits:</b>				<b>477.41</b>	

# 68000 - Sundry Debtors

2022 Financial Year

---

**Preparer** Shelley Lian

**Reviewer** Steven Lee

**Status** Ready for Review

Account Code	Description	CY Balance	LY Balance	Change
68000	Sundry Debtors		\$41,459.16	100%
<b>TOTAL</b>		<b>CY Balance</b>	<b>LY Balance</b>	
			\$41,459.16	

## Supporting Documents

- General Ledger [Report](#)

## Standard Checklist

- Match to Source Documentation

KREPP SUPERANNUATION FUND

# General Ledger

As at 30 June 2022

Transaction Date	Description	Units	Debit	Credit	Balance \$
<b>Sundry Debtors (68000)</b>					
<u>Sundry Debtors (68000)</u>					
01/07/2021	Opening Balance				41,459.16 DR
01/07/2021				41,459.16	0.00 DR
				<b>41,459.16</b>	<b>0.00 DR</b>

**Total Debits: 0.00**  
**Total Credits: 41,459.16**

# 74700 - Managed Investments (Australian)

2022 Financial Year

Preparer Shelley Lian

Reviewer Steven Lee

Status Ready for Review

Account Code	Description	CY Units	CY Balance	LY Units	LY Balance	Change
MGOC.AX	Magellan Global Fund (open Class) (managed Fund)	0.000000				0%
<b>TOTAL</b>		<b>CY Units</b>	<b>CY Balance</b>	<b>LY Units</b>	<b>LY Balance</b>	
		0.000000				

## Supporting Documents

- Investment Movement Report [Report](#)

## Standard Checklist

- Attach Annual statements from fund managers, Master Trust, Platform or Wrap providers confirming ownership and value
- Attach copies of Statements and Source Documentation
- Attach Investment Movement Report
- Ensure all Investments are valued correctly at June 30
- Ensure the investment is in accordance with the Fund's investment strategy
- Ensure the investment is in accordance with the SIS Act

# KREPP SUPERANNUATION FUND

## Investment Movement Report

As at 30 June 2022

Investment	Opening Balance		Additions		Disposals			Closing Balance		
	Units	Cost	Units	Cost	Units	Cost	Accounting Profit/(Loss)	Units	Cost	Market Value
<b>Bank Accounts</b>										
ANZ Business Premium Saver 4794-10668		51.59		40,199.97		(37,267.41)			2,984.15	2,984.15
ANZ Cash Investment Acct 4830-05016		226,558.32		4,886,851.00		(5,113,424.22)			(14.90)	(14.90)
		<b>226,609.91</b>		<b>4,927,050.97</b>		<b>(5,150,691.63)</b>			<b>2,969.25</b>	<b>2,969.25</b>
<b>Managed Investments (Australian)</b>										
MGOC.AX - Magellan Global Fund (open Class) (managed Fund)			7,200.00	20,038.02	(7,200.00)	(20,038.02)	(115.95)		0.00	
				<b>20,038.02</b>		<b>(20,038.02)</b>	<b>(115.95)</b>		<b>0.00</b>	
<b>Shares in Listed Companies (Australian)</b>										
AGL.AXW - AGL Energy Limited.			14,700.00	119,910.99	(14,700.00)	(119,910.99)	2,636.65		0.00	
ARU.AX - Arafura Resources Limited			220,000.00	101,311.32	(220,000.00)	(101,311.32)	5,965.62		0.00	
ARG.AX - Argo Investments Limited	2,460.00	21,558.28			(2,460.00)	(21,558.28)	774.16		0.00	
AZL.AX - Arizona Lithium Limited			300,000.00	61,567.65	(300,000.00)	(61,567.65)	2,861.40		0.00	
AZJ.AX - Aurizon Holdings Limited			4,930.00	20,037.82	(4,930.00)	(20,037.82)	(1,373.67)		0.00	
AST.AX - Ausnet Services Limited			29,300.00	69,319.66	(29,300.00)	(69,319.66)	(290.68)		0.00	

# KREPP SUPERANNUATION FUND

## Investment Movement Report

As at 30 June 2022

Investment	Opening Balance		Additions		Disposals			Closing Balance		
	Units	Cost	Units	Cost	Units	Cost	Accounting Profit/(Loss)	Units	Cost	Market Value
BHP.AX - BHP Group Limited			1,580.00	77,129.06	(1,580.00)	(77,129.06)	(6,764.72)			0.00
CHR.AX - Charger Metals NI			12,004.00	10,012.36	(12,004.00)	(10,012.36)	(1,029.31)			0.00
COB.AX - Cobalt Blue Holdings Limited			56,600.00	49,392.90	(56,600.00)	(49,392.90)	(5,863.72)			0.00
CXO.AX - Core Lithium Ltd			100,000.00	135,475.11	(100,000.00)	(135,475.11)	9,549.07			0.00
CYM.AX - Cyprium Metals Limited			50,000.00	10,019.95	(50,000.00)	(10,019.95)	(2,289.90)			0.00
DTC.AX - Damstra Holdings Limited			10,000.00	10,419.95	(10,000.00)	(10,419.95)	276.60			0.00
DBA:US.AX - DBA:US.AX			625.00	19,499.68	(625.00)	(19,499.68)	(223.72)			0.00
FLT.AX - Flight Centre Travel Group Limited			1,000.00	21,058.62	(1,000.00)	(21,058.62)	(696.05)			0.00
FMG.AX - Fortescue Metals Group Ltd			11,160.00	229,077.62	(11,160.00)	(229,077.62)	21,280.65			0.00
HVN.AX - Harvey Norman Holdings Limited			3,430.00	20,156.24	(3,430.00)	(20,156.24)	(2,075.79)			0.00
HLS.AX - Healius Limited			4,300.00	20,318.33	(4,300.00)	(20,318.33)	470.78			0.00
IGE:US.AX - IGE:US.AX			313.00	19,582.55	(313.00)	(19,582.55)	(2,218.98)			0.00

**KREPP SUPERANNUATION FUND**  
**Investment Movement Report**

As at 30 June 2022

Investment	Opening Balance		Additions		Disposals			Closing Balance		Market Value
	Units	Cost	Units	Cost	Units	Cost	Accounting Profit/(Loss)	Units	Cost	
JLG.AX - Johns Lyng Group Limited			3,300.00	20,053.03	(3,300.00)	(20,053.03)	(80.86)			0.00
LPI.AX - Lithium Power International Limited			45,000.00	34,237.64	(45,000.00)	(34,237.64)	537.46			0.00
LYC.AX - Lynas Rare Earths Limited			6,900.00	69,581.46	(6,900.00)	(69,581.46)	(6,642.12)			0.00
MAH.AX - Macmahon Holdings Limited - Ordinary Fully Paid			93,000.00	21,413.53	(93,000.00)	(21,413.53)	(1,201.15)			0.00
MFF.AX - MFF Capital Investments Limited			13,600.00	40,164.13	(13,600.00)	(40,164.13)	(495.81)			0.00
NSC.AX - Naos Small Cap Opportunities Company Limited			20,000.00	20,022.00	(20,000.00)	(20,022.00)	(1,051.95)			0.00
NHC.AXW - New Hope Corporation Limited			15,400.00	58,814.63	(15,400.00)	(58,814.63)	(359.00)			0.00
NCM.AX - Newcrest Mining Limited			750.00	20,279.79	(750.00)	(20,279.79)	1,330.17			0.00
NXM.AX - Nexus Minerals Limited			45,007.00	19,588.12	(45,007.00)	(19,588.12)	417.97			0.00
PDL.AX - Pandal Group Limited			2,410.00	20,108.54	(2,410.00)	(20,108.54)	1,280.76			0.00
PLS.AX - Pilbara Minerals Limited			616,155.00	1,398,434.87	(616,155.00)	(1,398,434.87)	(15,255.88)			0.00
PNV.AX - Polynovo Limited			7,600.00	10,165.95	(7,600.00)	(10,165.95)	(305.90)			0.00

# KREPP SUPERANNUATION FUND

## Investment Movement Report

As at 30 June 2022

Investment	Opening Balance		Additions		Disposals			Closing Balance		Market Value
	Units	Cost	Units	Cost	Units	Cost	Accounting Profit/(Loss)	Units	Cost	
RED.AX - RED 5 Limited			130,000.00	41,395.49	(130,000.00)	(41,395.49)	6,651.60		0.00	
RNU.AX - Renascor Resources Limited			125,000.00	41,295.38	(125,000.00)	(41,295.38)	(4,460.95)		0.00	
SXG.AX - Southern Cross Gold Ltd			14,000.00	9,982.70	(14,000.00)	(9,982.70)	(2,932.65)		0.00	
TSLA:US.AX - TSLA:US.AX			476.00	665,071.08	(476.00)	(665,071.08)	1,415.03		0.00	
WHC.AX - Whitehaven Coal Limited			9,200.00	40,432.43	(9,200.00)	(40,432.43)	2,622.16		0.00	
WPL.AX - Woodside Petroleum Ltd			1,850.00	61,179.96	(1,850.00)	(61,179.96)	(6,110.60)		0.00	
WOR.AX - Worley Limited			11,237.00	170,328.17	(11,237.00)	(170,328.17)	(10,923.92)		0.00	
		<b>21,558.28</b>		<b>3,756,838.71</b>		<b>(3,778,396.99)</b>	<b>(14,577.25)</b>		<b>0.00</b>	
<b>Shares in Listed Companies (Overseas)</b>										
1211.HKX - BYD Co - Ordinary Shares - Class H	1,500.00	60,367.48	17,000.00	745,992.02	(16,500.00)	(688,648.72)	(64,586.41)	2,000.00	117,710.78	116,171.60
		<b>60,367.48</b>		<b>745,992.02</b>		<b>(688,648.72)</b>	<b>(64,586.41)</b>		<b>117,710.78</b>	<b>116,171.60</b>
<b>Stapled Securities</b>										
GMG.AX2 - Goodman Group			904.00	20,013.95	(904.00)	(20,013.95)	682.94		0.00	
				<b>20,013.95</b>		<b>(20,013.95)</b>	<b>682.94</b>		<b>0.00</b>	



# KREPP SUPERANNUATION FUND

## Investment Movement Report

As at 30 June 2022

Investment	Opening Balance		Additions		Disposals			Closing Balance		
	Units	Cost	Units	Cost	Units	Cost	Accounting Profit/(Loss)	Units	Cost	Market Value
<b>Units in Listed Unit Trusts (Australian)</b>										
OOO.AX1 - Betashares Crude Oil Index Etf-currency Hedged (synthetic)			16,100.00	152,760.85	(16,100.00)	(152,760.85)	(15,131.41)		0.00	
FOOD.AX - Betashares Global Agriculture Etf - Currency Hedged			3,275.00	29,015.63	(3,275.00)	(29,015.63)	(2,877.17)		0.00	
MNRS.AX1 - Betashares Global Gold Miners Etf - Currency Hedged			4,180.00	29,292.19	(4,180.00)	(29,292.19)	(6,745.02)		0.00	
QAU.AX - Betashares Gold Bullion Etf - Currency Hedged - Exchange Traded Fund Units Fully			3,000.00	51,746.86	(3,000.00)	(51,746.86)	(922.83)		0.00	
IZZ2 - ISHARES CHINA LARGE-CAP ETF - CHESS DEPOSITARY INTERESTS 1:1 ISHCHINA			1,557.00	75,272.91				1,557.00	75,272.91	76,806.81
MVR.AX - Vaneck Australian Resources Etf			763.00	29,285.60	(763.00)	(29,285.60)	(2,815.76)		0.00	
CNEW.AX - Vaneck China New Economy Etf			1,255.00	10,022.30				1,255.00	10,022.30	10,567.10
VDHG.AX - Vanguard Diversified High Growth Index Etf			1,629.00	100,711.49	(1,629.00)	(100,711.49)	(466.29)		0.00	
VESG.AX - Vanguard Ethically Conscious International Shares Index Etf			300.00	21,870.04	(300.00)	(21,870.04)	578.24		0.00	
				<b>499,977.87</b>		<b>(414,682.66)</b>	<b>(28,380.24)</b>		<b>85,295.21</b>	<b>87,373.91</b>
	<b>308,535.67</b>			<b>9,969,911.54</b>		<b>(10,072,471.97)</b>	<b>(106,976.91)</b>		<b>205,975.24</b>	<b>206,514.76</b>

# 77600 - Shares in Listed Companies (Australian)

2022 Financial Year

Preparer Shelley Lian

Reviewer Steven Lee

Status Ready for Review

Account Code	Description	CY Units	CY Balance	LY Units	LY Balance	Change
AGL.AXW	AGL Energy Limited.	0.000000		0.000000		0%
ARG.AX	Argo Investments Limited	0.000000		2460.000000	\$21,967.80	100%
ARU.AX	Arafura Resources Limited	0.000000				0%
AST.AX	Ausnet Services Limited	0.000000		0.000000		0%
AZJ.AX	Aurizon Holdings Limited	0.000000				0%
AZL.AX	Arizona Lithium Limited	0.000000				0%
BHP.AX	BHP Group Limited	0.000000		0.000000		0%
CHR.AX	Charger Metals NI	0.000000				0%
COB.AX	Cobalt Blue Holdings Limited	0.000000		0.000000		0%
CXO.AX	Core Lithium Ltd	0.000000				0%
CYM.AX	Cyprum Metals Limited	0.000000				0%
DBA:US.AX	DBA:US.AX	0.000000				0%
DTC.AX	Damstra Holdings Limited	0.000000				0%
FLT.AX	Flight Centre Travel Group Limited	0.000000				0%
FMG.AX	Fortescue Metals Group Ltd	0.000000		0.000000		0%

Account Code	Description	CY Units	CY Balance	LY Units	LY Balance	Change
HLS.AX	Healius Limited	0.000000				0%
HVN.AX	Harvey Norman Holdings Limited	0.000000				0%
IGE:US.AX	IGE:US.AX	0.000000				0%
JLG.AX	Johns Lyng Group Limited	0.000000				0%
LPI.AX	Lithium Power International Limited	0.000000				0%
LYC.AX	Lynas Rare Earths Limited	0.000000		0.000000		0%
MAH.AX	Macmahon Holdings Limited - Ordinary Fully Paid	0.000000				0%
MFF.AX	MFF Capital Investments Limited	0.000000				0%
NCM.AX	Newcrest Mining Limited	0.000000				0%
NHC.AXW	New Hope Corporation Limited	0.000000				0%
NSC.AX	Naos Small Cap Opportunities Company Limited	0.000000				0%
NXM.AX	Nexus Minerals Limited	0.000000				0%
PDL.AX	Pendal Group Limited	0.000000				0%
PLS.AX	Pilbara Minerals Limited	0.000000		0.000000		0%
PNV.AX	Polynovo Limited	0.000000				0%
RED.AX	RED 5 Limited	0.000000				0%

Account Code	Description	CY Units	CY Balance	LY Units	LY Balance	Change
RNU.AX	Renascor Resources Limited	0.000000				0%
SXG.AX	Southern Cross Gold Ltd	0.000000				0%
TSLA:US.AX	TSLA:US.AX	0.000000				0%
WHC.AX	Whitehaven Coal Limited	0.000000		0.000000		0%
WOR.AX	Worley Limited	0.000000				0%
WPL.AX	Woodside Petroleum Ltd	0.000000				0%
<b>TOTAL</b>		<b>CY Units</b>	<b>CY Balance</b>	<b>LY Units</b>	<b>LY Balance</b>	
		0.000000		2460.000000	\$21,967.80	

### Supporting Documents

- Investment Movement Report [Report](#)
- Balance Review Report [Report](#)
- PortfolioReport-30\_06\_2022.pdf

### Standard Checklist

- Attach Balance Review Report
- Attach copies of HIN/SRN or Chess Statements, Broker Statements, Contract Notes Corporate Action documentation and any other relevant Source Documentation
- Attach Investment Movement Report
- Ensure all Investments are valued correctly at June 30
- Ensure the investment is in accordance with the Fund's investment strategy

**KREPP SUPERANNUATION FUND**  
**Balance Review Report**

As at 30 June 2022

Investment Code	Investment Name	Holding Reference	Third Party Data			BGL Ledger	Variance
			Data Feed Provider	Balance Date	Balance Amount	Balance	
<b>60400</b>	<b>Bank Accounts</b>						
ANZ479410668	ANZ Business Premium Saver 4794-10668					2,984.15	
ANZ016	ANZ Cash Investment Acct 4830-05016					-14.90	
<b>77700</b>	<b>Shares in Listed Companies (Overseas)</b>						
1211.HKX	BYD Co - Ordinary Shares - Class H					2,000.0000	
<b>78200</b>	<b>Units in Listed Unit Trusts (Australian)</b>						
IZZ	ISHARES CHINA LARGE-CAP ETF - CHESSE DEPOSITARY INTERESTS 1:1 ISHCHINA				Setup	1,557.0000	<b>1,557.0000</b>
CNEW.AX	Vaneck China New Economy Etf				Setup	1,255.0000	<b>1,255.0000</b>

# KREPP SUPERANNUATION FUND

## Investment Movement Report

As at 30 June 2022

Investment	Opening Balance		Additions		Disposals			Closing Balance		
	Units	Cost	Units	Cost	Units	Cost	Accounting Profit/(Loss)	Units	Cost	Market Value
<b>Bank Accounts</b>										
ANZ Business Premium Saver 4794-10668		51.59		40,199.97		(37,267.41)			2,984.15	2,984.15
ANZ Cash Investment Acct 4830-05016		226,558.32		4,886,851.00		(5,113,424.22)			(14.90)	(14.90)
		<b>226,609.91</b>		<b>4,927,050.97</b>		<b>(5,150,691.63)</b>			<b>2,969.25</b>	<b>2,969.25</b>
<b>Managed Investments (Australian)</b>										
MGOC.AX - Magellan Global Fund (open Class) (managed Fund)			7,200.00	20,038.02	(7,200.00)	(20,038.02)	(115.95)		0.00	
				<b>20,038.02</b>		<b>(20,038.02)</b>	<b>(115.95)</b>		<b>0.00</b>	
<b>Shares in Listed Companies (Australian)</b>										
AGL.AXW - AGL Energy Limited.			14,700.00	119,910.99	(14,700.00)	(119,910.99)	2,636.65		0.00	
ARU.AX - Arafura Resources Limited			220,000.00	101,311.32	(220,000.00)	(101,311.32)	5,965.62		0.00	
ARG.AX - Argo Investments Limited	2,460.00	21,558.28			(2,460.00)	(21,558.28)	774.16		0.00	
AZL.AX - Arizona Lithium Limited			300,000.00	61,567.65	(300,000.00)	(61,567.65)	2,861.40		0.00	
AZJ.AX - Aurizon Holdings Limited			4,930.00	20,037.82	(4,930.00)	(20,037.82)	(1,373.67)		0.00	
AST.AX - Ausnet Services Limited			29,300.00	69,319.66	(29,300.00)	(69,319.66)	(290.68)		0.00	

# KREPP SUPERANNUATION FUND

## Investment Movement Report

As at 30 June 2022

Investment	Opening Balance		Additions		Disposals			Closing Balance		
	Units	Cost	Units	Cost	Units	Cost	Accounting Profit/(Loss)	Units	Cost	Market Value
BHP.AX - BHP Group Limited			1,580.00	77,129.06	(1,580.00)	(77,129.06)	(6,764.72)			0.00
CHR.AX - Charger Metals NI			12,004.00	10,012.36	(12,004.00)	(10,012.36)	(1,029.31)			0.00
COB.AX - Cobalt Blue Holdings Limited			56,600.00	49,392.90	(56,600.00)	(49,392.90)	(5,863.72)			0.00
CXO.AX - Core Lithium Ltd			100,000.00	135,475.11	(100,000.00)	(135,475.11)	9,549.07			0.00
CYM.AX - Cyprium Metals Limited			50,000.00	10,019.95	(50,000.00)	(10,019.95)	(2,289.90)			0.00
DTC.AX - Damstra Holdings Limited			10,000.00	10,419.95	(10,000.00)	(10,419.95)	276.60			0.00
DBA:US.AX - DBA:US.AX			625.00	19,499.68	(625.00)	(19,499.68)	(223.72)			0.00
FLT.AX - Flight Centre Travel Group Limited			1,000.00	21,058.62	(1,000.00)	(21,058.62)	(696.05)			0.00
FMG.AX - Fortescue Metals Group Ltd			11,160.00	229,077.62	(11,160.00)	(229,077.62)	21,280.65			0.00
HVN.AX - Harvey Norman Holdings Limited			3,430.00	20,156.24	(3,430.00)	(20,156.24)	(2,075.79)			0.00
HLS.AX - Healius Limited			4,300.00	20,318.33	(4,300.00)	(20,318.33)	470.78			0.00
IGE:US.AX - IGE:US.AX			313.00	19,582.55	(313.00)	(19,582.55)	(2,218.98)			0.00

**KREPP SUPERANNUATION FUND**  
**Investment Movement Report**

As at 30 June 2022

Investment	Opening Balance		Additions		Disposals			Closing Balance		Market Value
	Units	Cost	Units	Cost	Units	Cost	Accounting Profit/(Loss)	Units	Cost	
JLG.AX - Johns Lyng Group Limited			3,300.00	20,053.03	(3,300.00)	(20,053.03)	(80.86)			0.00
LPI.AX - Lithium Power International Limited			45,000.00	34,237.64	(45,000.00)	(34,237.64)	537.46			0.00
LYC.AX - Lynas Rare Earths Limited			6,900.00	69,581.46	(6,900.00)	(69,581.46)	(6,642.12)			0.00
MAH.AX - Macmahon Holdings Limited - Ordinary Fully Paid			93,000.00	21,413.53	(93,000.00)	(21,413.53)	(1,201.15)			0.00
MFF.AX - MFF Capital Investments Limited			13,600.00	40,164.13	(13,600.00)	(40,164.13)	(495.81)			0.00
NSC.AX - Naos Small Cap Opportunities Company Limited			20,000.00	20,022.00	(20,000.00)	(20,022.00)	(1,051.95)			0.00
NHC.AXW - New Hope Corporation Limited			15,400.00	58,814.63	(15,400.00)	(58,814.63)	(359.00)			0.00
NCM.AX - Newcrest Mining Limited			750.00	20,279.79	(750.00)	(20,279.79)	1,330.17			0.00
NXM.AX - Nexus Minerals Limited			45,007.00	19,588.12	(45,007.00)	(19,588.12)	417.97			0.00
PDL.AX - Pandal Group Limited			2,410.00	20,108.54	(2,410.00)	(20,108.54)	1,280.76			0.00
PLS.AX - Pilbara Minerals Limited			616,155.00	1,398,434.87	(616,155.00)	(1,398,434.87)	(15,255.88)			0.00
PNV.AX - Polynovo Limited			7,600.00	10,165.95	(7,600.00)	(10,165.95)	(305.90)			0.00



# KREPP SUPERANNUATION FUND

## Investment Movement Report

As at 30 June 2022

Investment	Opening Balance		Additions		Disposals			Closing Balance		Market Value
	Units	Cost	Units	Cost	Units	Cost	Accounting Profit/(Loss)	Units	Cost	
RED.AX - RED 5 Limited			130,000.00	41,395.49	(130,000.00)	(41,395.49)	6,651.60		0.00	
RNU.AX - Renascor Resources Limited			125,000.00	41,295.38	(125,000.00)	(41,295.38)	(4,460.95)		0.00	
SXG.AX - Southern Cross Gold Ltd			14,000.00	9,982.70	(14,000.00)	(9,982.70)	(2,932.65)		0.00	
TSLA:US.AX - TSLA:US.AX			476.00	665,071.08	(476.00)	(665,071.08)	1,415.03		0.00	
WHC.AX - Whitehaven Coal Limited			9,200.00	40,432.43	(9,200.00)	(40,432.43)	2,622.16		0.00	
WPL.AX - Woodside Petroleum Ltd			1,850.00	61,179.96	(1,850.00)	(61,179.96)	(6,110.60)		0.00	
WOR.AX - Worley Limited			11,237.00	170,328.17	(11,237.00)	(170,328.17)	(10,923.92)		0.00	
		<b>21,558.28</b>		<b>3,756,838.71</b>		<b>(3,778,396.99)</b>	<b>(14,577.25)</b>		<b>0.00</b>	
<b>Shares in Listed Companies (Overseas)</b>										
1211.HKX - BYD Co - Ordinary Shares - Class H	1,500.00	60,367.48	17,000.00	745,992.02	(16,500.00)	(688,648.72)	(64,586.41)	2,000.00	117,710.78	116,171.60
		<b>60,367.48</b>		<b>745,992.02</b>		<b>(688,648.72)</b>	<b>(64,586.41)</b>		<b>117,710.78</b>	<b>116,171.60</b>
<b>Stapled Securities</b>										
GMG.AX2 - Goodman Group			904.00	20,013.95	(904.00)	(20,013.95)	682.94		0.00	
				<b>20,013.95</b>		<b>(20,013.95)</b>	<b>682.94</b>		<b>0.00</b>	

# KREPP SUPERANNUATION FUND

## Investment Movement Report

As at 30 June 2022

Investment	Opening Balance		Additions		Disposals			Closing Balance		
	Units	Cost	Units	Cost	Units	Cost	Accounting Profit/(Loss)	Units	Cost	Market Value
<b>Units in Listed Unit Trusts (Australian)</b>										
OOO.AX1 - Betashares Crude Oil Index Etf-currency Hedged (synthetic)			16,100.00	152,760.85	(16,100.00)	(152,760.85)	(15,131.41)		0.00	
FOOD.AX - Betashares Global Agriculture Etf - Currency Hedged			3,275.00	29,015.63	(3,275.00)	(29,015.63)	(2,877.17)		0.00	
MNRS.AX1 - Betashares Global Gold Miners Etf - Currency Hedged			4,180.00	29,292.19	(4,180.00)	(29,292.19)	(6,745.02)		0.00	
QAU.AX - Betashares Gold Bullion Etf - Currency Hedged - Exchange Traded Fund Units Fully			3,000.00	51,746.86	(3,000.00)	(51,746.86)	(922.83)		0.00	
IZZ2 - ISHARES CHINA LARGE-CAP ETF - CHESS DEPOSITARY INTERESTS 1:1 ISHCHINA			1,557.00	75,272.91				1,557.00	75,272.91	76,806.81
MVR.AX - Vaneck Australian Resources Etf			763.00	29,285.60	(763.00)	(29,285.60)	(2,815.76)		0.00	
CNEW.AX - Vaneck China New Economy Etf			1,255.00	10,022.30				1,255.00	10,022.30	10,567.10
VDHG.AX - Vanguard Diversified High Growth Index Etf			1,629.00	100,711.49	(1,629.00)	(100,711.49)	(466.29)		0.00	
VESG.AX - Vanguard Ethically Conscious International Shares Index Etf			300.00	21,870.04	(300.00)	(21,870.04)	578.24		0.00	
				<b>499,977.87</b>		<b>(414,682.66)</b>	<b>(28,380.24)</b>		<b>85,295.21</b>	<b>87,373.91</b>
	<b>308,535.67</b>			<b>9,969,911.54</b>		<b>(10,072,471.97)</b>	<b>(106,976.91)</b>		<b>205,975.24</b>	<b>206,514.76</b>



MR JOHN FREDERIK KREPP + MRS VICKI ANNE KREPP <KREPP S/F A/C>

UNIT 7 36 IVANHOE STREET

BASSENDAN WA 6054

AUSTRALIA

## Summary

Description	Market Value (AUD)	Income Yield (%)
Australian Shares	87,373.91	0.75
International Shares	116,060.68	N/A
Total Market Value of Shares	203,434.59	N/A
Bank Balance	-14.90	N/A
<b>Total</b>	<b>203,419.69</b>	<b>N/A</b>

## Portfolio Report

At close of business: 30/06/2022

Trading Account Number: 3179834

While every effort has been made to provide you with an accurate transaction summary, we give no warranty of accuracy or reliability and take no responsibility for any errors or omissions including by negligence. You should confirm the information, holdings and valuations contained herein. All prices and values are denominated in AUD unless otherwise indicated. Stockbroking services are provided by CMC Markets Stockbroking Limited (ABN 69 081 002 851, AFSL No.246381), a Participant of the ASX Group (Australian Securities Exchange).



MR JOHN FREDERIK KREPP + MRS VICKI ANNE KREPP <KREPP S/F A/C>  
 UNIT 7 36 IVANHOE STREET  
 BASSENDEAN WA 6054  
 AUSTRALIA

## Portfolio Report

At close of business: 30/06/2022  
 Trading Account Number: 3179834

### Domestic Equities Report

Security code	Sector	Company name	Quantity	Last Price	Average Cost AUD	Cost Value AUD	Market Value AUD	Gain/loss AUD	Gain/loss (%)	(%) of Holdings	Price to earnings*	Earnings per share*	Current dividends (c)*	Franking (%)*	Dividend yield (%)*	FX Rate
CNEW	ASX Internal	VANECK CHINA NEW ECONOMY ETF	1,255	8.420	7.99	10,022.30	10,567.100	544.80	5.44%	5.19%		0.000	0.00	0.00%	0.00	
IZZ	ASX Internal	ISHARES CHINA LARGE-CAP ETF	1,557	49.330	48.34	75,272.91	76,806.810	1,533.90	2.04%	37.76%		-0.589	73.76	0.00%	1.50	
<b>Total</b>						<b>87,373.91</b>					<b>0.75</b>					

\* Fundamental data is current data as at 24/01/2023

### International Equities Report

Security code	Sector	Company name	Quantity	Last Price	Average Cost AUD	Cost Value AUD	Market Value AUD	Gain/loss AUD	Gain/loss (%)	(%) of Holdings	Price to earnings*	Earnings per share*	Current dividends (c)*	Franking (%)*	Dividend yield*	FX Rate
1211:HK	Consumer Cyclical	BYD COMPANY	2,000	314.000HKD	58.86	117,710.78	116,060.680	-1,650.10	-1.40%	57.05%						0.184
<b>Total</b>						<b>116,060.68</b>										

\* Fundamental data is current data as at 24/01/2023

While every effort has been made to provide you with an accurate transaction summary, we give no warranty of accuracy or reliability and take no responsibility for any errors or omissions including by negligence. You should confirm the information, holdings and valuations contained herein. All prices and values are denominated in AUD unless otherwise indicated. Stockbroking services are provided by CMC Markets Stockbroking Limited (ABN 69 081 002 851, AFSL No.246381), a Participant of the ASX Group (Australian Securities Exchange).

# 77700 - Shares in Listed Companies (Overseas)

2022 Financial Year

Preparer Shelley Lian

Reviewer Steven Lee

Status Ready for Review

Account Code	Description	CY Units	CY Balance	LY Units	LY Balance	Change
1211.HKX	BYD Co - Ordinary Shares - Class H	2000.000000	\$116,171.60	1500.000000	\$59,658.75	94.73%
<b>TOTAL</b>		<b>CY Units</b>	<b>CY Balance</b>	<b>LY Units</b>	<b>LY Balance</b>	
		2000.000000	\$116,171.60	1500.000000	\$59,658.75	

## Supporting Documents

- Investment Movement Report [Report](#)

## Standard Checklist

- Attach copies of Statements and Source Documentation
- Attach Investment Movement Report
- Ensure all Investments are valued at June 30 in Australian Dollars
- Ensure the investment is in accordance with the Fund's investment strategy
- Ensure the investment is in accordance with the SIS Act

# KREPP SUPERANNUATION FUND

## Investment Movement Report

As at 30 June 2022

Investment	Opening Balance		Additions		Disposals			Closing Balance		
	Units	Cost	Units	Cost	Units	Cost	Accounting Profit/(Loss)	Units	Cost	Market Value
<b>Bank Accounts</b>										
ANZ Business Premium Saver 4794-10668		51.59		40,199.97		(37,267.41)			2,984.15	2,984.15
ANZ Cash Investment Acct 4830-05016		226,558.32		4,886,851.00		(5,113,424.22)			(14.90)	(14.90)
		<b>226,609.91</b>		<b>4,927,050.97</b>		<b>(5,150,691.63)</b>			<b>2,969.25</b>	<b>2,969.25</b>
<b>Managed Investments (Australian)</b>										
MGOC.AX - Magellan Global Fund (open Class) (managed Fund)			7,200.00	20,038.02	(7,200.00)	(20,038.02)	(115.95)		0.00	
				<b>20,038.02</b>		<b>(20,038.02)</b>	<b>(115.95)</b>		<b>0.00</b>	
<b>Shares in Listed Companies (Australian)</b>										
AGL.AXW - AGL Energy Limited.			14,700.00	119,910.99	(14,700.00)	(119,910.99)	2,636.65		0.00	
ARU.AX - Arafura Resources Limited			220,000.00	101,311.32	(220,000.00)	(101,311.32)	5,965.62		0.00	
ARG.AX - Argo Investments Limited	2,460.00	21,558.28			(2,460.00)	(21,558.28)	774.16		0.00	
AZL.AX - Arizona Lithium Limited			300,000.00	61,567.65	(300,000.00)	(61,567.65)	2,861.40		0.00	
AZJ.AX - Aurizon Holdings Limited			4,930.00	20,037.82	(4,930.00)	(20,037.82)	(1,373.67)		0.00	
AST.AX - Ausnet Services Limited			29,300.00	69,319.66	(29,300.00)	(69,319.66)	(290.68)		0.00	

# KREPP SUPERANNUATION FUND

## Investment Movement Report

As at 30 June 2022

Investment	Opening Balance		Additions		Disposals			Closing Balance		
	Units	Cost	Units	Cost	Units	Cost	Accounting Profit/(Loss)	Units	Cost	Market Value
BHP.AX - BHP Group Limited			1,580.00	77,129.06	(1,580.00)	(77,129.06)	(6,764.72)			0.00
CHR.AX - Charger Metals NI			12,004.00	10,012.36	(12,004.00)	(10,012.36)	(1,029.31)			0.00
COB.AX - Cobalt Blue Holdings Limited			56,600.00	49,392.90	(56,600.00)	(49,392.90)	(5,863.72)			0.00
CXO.AX - Core Lithium Ltd			100,000.00	135,475.11	(100,000.00)	(135,475.11)	9,549.07			0.00
CYM.AX - Cyprium Metals Limited			50,000.00	10,019.95	(50,000.00)	(10,019.95)	(2,289.90)			0.00
DTC.AX - Damstra Holdings Limited			10,000.00	10,419.95	(10,000.00)	(10,419.95)	276.60			0.00
DBA:US.AX - DBA:US.AX			625.00	19,499.68	(625.00)	(19,499.68)	(223.72)			0.00
FLT.AX - Flight Centre Travel Group Limited			1,000.00	21,058.62	(1,000.00)	(21,058.62)	(696.05)			0.00
FMG.AX - Fortescue Metals Group Ltd			11,160.00	229,077.62	(11,160.00)	(229,077.62)	21,280.65			0.00
HVN.AX - Harvey Norman Holdings Limited			3,430.00	20,156.24	(3,430.00)	(20,156.24)	(2,075.79)			0.00
HLS.AX - Healius Limited			4,300.00	20,318.33	(4,300.00)	(20,318.33)	470.78			0.00
IGE:US.AX - IGE:US.AX			313.00	19,582.55	(313.00)	(19,582.55)	(2,218.98)			0.00

**KREPP SUPERANNUATION FUND**  
**Investment Movement Report**

As at 30 June 2022

Investment	Opening Balance		Additions		Disposals			Closing Balance		
	Units	Cost	Units	Cost	Units	Cost	Accounting Profit/(Loss)	Units	Cost	Market Value
JLG.AX - Johns Lyng Group Limited			3,300.00	20,053.03	(3,300.00)	(20,053.03)	(80.86)			0.00
LPI.AX - Lithium Power International Limited			45,000.00	34,237.64	(45,000.00)	(34,237.64)	537.46			0.00
LYC.AX - Lynas Rare Earths Limited			6,900.00	69,581.46	(6,900.00)	(69,581.46)	(6,642.12)			0.00
MAH.AX - Macmahon Holdings Limited - Ordinary Fully Paid			93,000.00	21,413.53	(93,000.00)	(21,413.53)	(1,201.15)			0.00
MFF.AX - MFF Capital Investments Limited			13,600.00	40,164.13	(13,600.00)	(40,164.13)	(495.81)			0.00
NSC.AX - Naos Small Cap Opportunities Company Limited			20,000.00	20,022.00	(20,000.00)	(20,022.00)	(1,051.95)			0.00
NHC.AXW - New Hope Corporation Limited			15,400.00	58,814.63	(15,400.00)	(58,814.63)	(359.00)			0.00
NCM.AX - Newcrest Mining Limited			750.00	20,279.79	(750.00)	(20,279.79)	1,330.17			0.00
NXM.AX - Nexus Minerals Limited			45,007.00	19,588.12	(45,007.00)	(19,588.12)	417.97			0.00
PDL.AX - Pandal Group Limited			2,410.00	20,108.54	(2,410.00)	(20,108.54)	1,280.76			0.00
PLS.AX - Pilbara Minerals Limited			616,155.00	1,398,434.87	(616,155.00)	(1,398,434.87)	(15,255.88)			0.00
PNV.AX - Polynovo Limited			7,600.00	10,165.95	(7,600.00)	(10,165.95)	(305.90)			0.00



# KREPP SUPERANNUATION FUND

## Investment Movement Report

As at 30 June 2022

Investment	Opening Balance		Additions		Disposals			Closing Balance		Market Value
	Units	Cost	Units	Cost	Units	Cost	Accounting Profit/(Loss)	Units	Cost	
RED.AX - RED 5 Limited			130,000.00	41,395.49	(130,000.00)	(41,395.49)	6,651.60		0.00	
RNU.AX - Renascor Resources Limited			125,000.00	41,295.38	(125,000.00)	(41,295.38)	(4,460.95)		0.00	
SXG.AX - Southern Cross Gold Ltd			14,000.00	9,982.70	(14,000.00)	(9,982.70)	(2,932.65)		0.00	
TSLA:US.AX - TSLA:US.AX			476.00	665,071.08	(476.00)	(665,071.08)	1,415.03		0.00	
WHC.AX - Whitehaven Coal Limited			9,200.00	40,432.43	(9,200.00)	(40,432.43)	2,622.16		0.00	
WPL.AX - Woodside Petroleum Ltd			1,850.00	61,179.96	(1,850.00)	(61,179.96)	(6,110.60)		0.00	
WOR.AX - Worley Limited			11,237.00	170,328.17	(11,237.00)	(170,328.17)	(10,923.92)		0.00	
		<b>21,558.28</b>		<b>3,756,838.71</b>		<b>(3,778,396.99)</b>	<b>(14,577.25)</b>		<b>0.00</b>	
<b>Shares in Listed Companies (Overseas)</b>										
1211.HKX - BYD Co - Ordinary Shares - Class H	1,500.00	60,367.48	17,000.00	745,992.02	(16,500.00)	(688,648.72)	(64,586.41)	2,000.00	117,710.78	116,171.60
		<b>60,367.48</b>		<b>745,992.02</b>		<b>(688,648.72)</b>	<b>(64,586.41)</b>		<b>117,710.78</b>	<b>116,171.60</b>
<b>Stapled Securities</b>										
GMG.AX2 - Goodman Group			904.00	20,013.95	(904.00)	(20,013.95)	682.94		0.00	
				<b>20,013.95</b>		<b>(20,013.95)</b>	<b>682.94</b>		<b>0.00</b>	

# KREPP SUPERANNUATION FUND

## Investment Movement Report

As at 30 June 2022

Investment	Opening Balance		Additions		Disposals			Closing Balance		
	Units	Cost	Units	Cost	Units	Cost	Accounting Profit/(Loss)	Units	Cost	Market Value
<b>Units in Listed Unit Trusts (Australian)</b>										
OOO.AX1 - Betashares Crude Oil Index Etf-currency Hedged (synthetic)			16,100.00	152,760.85	(16,100.00)	(152,760.85)	(15,131.41)		0.00	
FOOD.AX - Betashares Global Agriculture Etf - Currency Hedged			3,275.00	29,015.63	(3,275.00)	(29,015.63)	(2,877.17)		0.00	
MNRS.AX1 - Betashares Global Gold Miners Etf - Currency Hedged			4,180.00	29,292.19	(4,180.00)	(29,292.19)	(6,745.02)		0.00	
QAU.AX - Betashares Gold Bullion Etf - Currency Hedged - Exchange Traded Fund Units Fully			3,000.00	51,746.86	(3,000.00)	(51,746.86)	(922.83)		0.00	
IZZ2 - ISHARES CHINA LARGE-CAP ETF - CHESS DEPOSITARY INTERESTS 1:1 ISHCHINA			1,557.00	75,272.91				1,557.00	75,272.91	76,806.81
MVR.AX - Vaneck Australian Resources Etf			763.00	29,285.60	(763.00)	(29,285.60)	(2,815.76)		0.00	
CNEW.AX - Vaneck China New Economy Etf			1,255.00	10,022.30				1,255.00	10,022.30	10,567.10
VDHG.AX - Vanguard Diversified High Growth Index Etf			1,629.00	100,711.49	(1,629.00)	(100,711.49)	(466.29)		0.00	
VESG.AX - Vanguard Ethically Conscious International Shares Index Etf			300.00	21,870.04	(300.00)	(21,870.04)	578.24		0.00	
				<b>499,977.87</b>		<b>(414,682.66)</b>	<b>(28,380.24)</b>		<b>85,295.21</b>	<b>87,373.91</b>
	<b>308,535.67</b>		<b>9,969,911.54</b>		<b>(10,072,471.97)</b>		<b>(106,976.91)</b>		<b>205,975.24</b>	<b>206,514.76</b>

# 78000 - Stapled Securities

2022 Financial Year

Preparer Shelley Lian

Reviewer Steven Lee

Status Ready for Review

Account Code	Description	CY Units	CY Balance	LY Units	LY Balance	Change
GMG.AX2	Goodman Group	0.000000				0%
<b>TOTAL</b>		<b>CY Units</b>	<b>CY Balance</b>	<b>LY Units</b>	<b>LY Balance</b>	
		0.000000				

## Supporting Documents

- Investment Movement Report [Report](#)

## Standard Checklist

- Attach Investment Movement Report
- Attach relevant Statements and Source Documentation
- Ensure all Investments are valued correctly at June 30
- Ensure the investment is in accordance with the fund's investment strategy
- Ensure the investment is in accordance with the SIS Act

# KREPP SUPERANNUATION FUND

## Investment Movement Report

As at 30 June 2022

Investment	Opening Balance		Additions		Disposals			Closing Balance		
	Units	Cost	Units	Cost	Units	Cost	Accounting Profit/(Loss)	Units	Cost	Market Value
<b>Bank Accounts</b>										
ANZ Business Premium Saver 4794-10668		51.59		40,199.97		(37,267.41)			2,984.15	2,984.15
ANZ Cash Investment Acct 4830-05016		226,558.32		4,886,851.00		(5,113,424.22)			(14.90)	(14.90)
		<b>226,609.91</b>		<b>4,927,050.97</b>		<b>(5,150,691.63)</b>			<b>2,969.25</b>	<b>2,969.25</b>
<b>Managed Investments (Australian)</b>										
MGOC.AX - Magellan Global Fund (open Class) (managed Fund)			7,200.00	20,038.02	(7,200.00)	(20,038.02)	(115.95)		0.00	
				<b>20,038.02</b>		<b>(20,038.02)</b>	<b>(115.95)</b>		<b>0.00</b>	
<b>Shares in Listed Companies (Australian)</b>										
AGL.AXW - AGL Energy Limited.			14,700.00	119,910.99	(14,700.00)	(119,910.99)	2,636.65		0.00	
ARU.AX - Arafura Resources Limited			220,000.00	101,311.32	(220,000.00)	(101,311.32)	5,965.62		0.00	
ARG.AX - Argo Investments Limited	2,460.00	21,558.28			(2,460.00)	(21,558.28)	774.16		0.00	
AZL.AX - Arizona Lithium Limited			300,000.00	61,567.65	(300,000.00)	(61,567.65)	2,861.40		0.00	
AZJ.AX - Aurizon Holdings Limited			4,930.00	20,037.82	(4,930.00)	(20,037.82)	(1,373.67)		0.00	
AST.AX - Ausnet Services Limited			29,300.00	69,319.66	(29,300.00)	(69,319.66)	(290.68)		0.00	

# KREPP SUPERANNUATION FUND

## Investment Movement Report

As at 30 June 2022

Investment	Opening Balance		Additions		Disposals			Closing Balance		
	Units	Cost	Units	Cost	Units	Cost	Accounting Profit/(Loss)	Units	Cost	Market Value
BHP.AX - BHP Group Limited			1,580.00	77,129.06	(1,580.00)	(77,129.06)	(6,764.72)			0.00
CHR.AX - Charger Metals NI			12,004.00	10,012.36	(12,004.00)	(10,012.36)	(1,029.31)			0.00
COB.AX - Cobalt Blue Holdings Limited			56,600.00	49,392.90	(56,600.00)	(49,392.90)	(5,863.72)			0.00
CXO.AX - Core Lithium Ltd			100,000.00	135,475.11	(100,000.00)	(135,475.11)	9,549.07			0.00
CYM.AX - Cyprium Metals Limited			50,000.00	10,019.95	(50,000.00)	(10,019.95)	(2,289.90)			0.00
DTC.AX - Damstra Holdings Limited			10,000.00	10,419.95	(10,000.00)	(10,419.95)	276.60			0.00
DBA:US.AX - DBA:US.AX			625.00	19,499.68	(625.00)	(19,499.68)	(223.72)			0.00
FLT.AX - Flight Centre Travel Group Limited			1,000.00	21,058.62	(1,000.00)	(21,058.62)	(696.05)			0.00
FMG.AX - Fortescue Metals Group Ltd			11,160.00	229,077.62	(11,160.00)	(229,077.62)	21,280.65			0.00
HVN.AX - Harvey Norman Holdings Limited			3,430.00	20,156.24	(3,430.00)	(20,156.24)	(2,075.79)			0.00
HLS.AX - Healius Limited			4,300.00	20,318.33	(4,300.00)	(20,318.33)	470.78			0.00
IGE:US.AX - IGE:US.AX			313.00	19,582.55	(313.00)	(19,582.55)	(2,218.98)			0.00

**KREPP SUPERANNUATION FUND**  
**Investment Movement Report**

As at 30 June 2022

Investment	Opening Balance		Additions		Disposals			Closing Balance		Market Value
	Units	Cost	Units	Cost	Units	Cost	Accounting Profit/(Loss)	Units	Cost	
JLG.AX - Johns Lyng Group Limited			3,300.00	20,053.03	(3,300.00)	(20,053.03)	(80.86)			0.00
LPI.AX - Lithium Power International Limited			45,000.00	34,237.64	(45,000.00)	(34,237.64)	537.46			0.00
LYC.AX - Lynas Rare Earths Limited			6,900.00	69,581.46	(6,900.00)	(69,581.46)	(6,642.12)			0.00
MAH.AX - Macmahon Holdings Limited - Ordinary Fully Paid			93,000.00	21,413.53	(93,000.00)	(21,413.53)	(1,201.15)			0.00
MFF.AX - MFF Capital Investments Limited			13,600.00	40,164.13	(13,600.00)	(40,164.13)	(495.81)			0.00
NSC.AX - Naos Small Cap Opportunities Company Limited			20,000.00	20,022.00	(20,000.00)	(20,022.00)	(1,051.95)			0.00
NHC.AXW - New Hope Corporation Limited			15,400.00	58,814.63	(15,400.00)	(58,814.63)	(359.00)			0.00
NCM.AX - Newcrest Mining Limited			750.00	20,279.79	(750.00)	(20,279.79)	1,330.17			0.00
NXM.AX - Nexus Minerals Limited			45,007.00	19,588.12	(45,007.00)	(19,588.12)	417.97			0.00
PDL.AX - Pandal Group Limited			2,410.00	20,108.54	(2,410.00)	(20,108.54)	1,280.76			0.00
PLS.AX - Pilbara Minerals Limited			616,155.00	1,398,434.87	(616,155.00)	(1,398,434.87)	(15,255.88)			0.00
PNV.AX - Polynovo Limited			7,600.00	10,165.95	(7,600.00)	(10,165.95)	(305.90)			0.00

# KREPP SUPERANNUATION FUND

## Investment Movement Report

As at 30 June 2022

Investment	Opening Balance		Additions		Disposals			Closing Balance		
	Units	Cost	Units	Cost	Units	Cost	Accounting Profit/(Loss)	Units	Cost	Market Value
RED.AX - RED 5 Limited			130,000.00	41,395.49	(130,000.00)	(41,395.49)	6,651.60		0.00	
RNU.AX - Renascor Resources Limited			125,000.00	41,295.38	(125,000.00)	(41,295.38)	(4,460.95)		0.00	
SXG.AX - Southern Cross Gold Ltd			14,000.00	9,982.70	(14,000.00)	(9,982.70)	(2,932.65)		0.00	
TSLA:US.AX - TSLA:US.AX			476.00	665,071.08	(476.00)	(665,071.08)	1,415.03		0.00	
WHC.AX - Whitehaven Coal Limited			9,200.00	40,432.43	(9,200.00)	(40,432.43)	2,622.16		0.00	
WPL.AX - Woodside Petroleum Ltd			1,850.00	61,179.96	(1,850.00)	(61,179.96)	(6,110.60)		0.00	
WOR.AX - Worley Limited			11,237.00	170,328.17	(11,237.00)	(170,328.17)	(10,923.92)		0.00	
		<b>21,558.28</b>		<b>3,756,838.71</b>		<b>(3,778,396.99)</b>	<b>(14,577.25)</b>		<b>0.00</b>	
<b>Shares in Listed Companies (Overseas)</b>										
1211.HKX - BYD Co - Ordinary Shares - Class H	1,500.00	60,367.48	17,000.00	745,992.02	(16,500.00)	(688,648.72)	(64,586.41)	2,000.00	117,710.78	116,171.60
		<b>60,367.48</b>		<b>745,992.02</b>		<b>(688,648.72)</b>	<b>(64,586.41)</b>		<b>117,710.78</b>	<b>116,171.60</b>
<b>Stapled Securities</b>										
GMG.AX2 - Goodman Group			904.00	20,013.95	(904.00)	(20,013.95)	682.94		0.00	
				<b>20,013.95</b>		<b>(20,013.95)</b>	<b>682.94</b>		<b>0.00</b>	

# KREPP SUPERANNUATION FUND

## Investment Movement Report

As at 30 June 2022

Investment	Opening Balance		Additions		Disposals			Closing Balance		
	Units	Cost	Units	Cost	Units	Cost	Accounting Profit/(Loss)	Units	Cost	Market Value
<b>Units in Listed Unit Trusts (Australian)</b>										
OOO.AX1 - Betashares Crude Oil Index Etf-currency Hedged (synthetic)			16,100.00	152,760.85	(16,100.00)	(152,760.85)	(15,131.41)		0.00	
FOOD.AX - Betashares Global Agriculture Etf - Currency Hedged			3,275.00	29,015.63	(3,275.00)	(29,015.63)	(2,877.17)		0.00	
MNRS.AX1 - Betashares Global Gold Miners Etf - Currency Hedged			4,180.00	29,292.19	(4,180.00)	(29,292.19)	(6,745.02)		0.00	
QAU.AX - Betashares Gold Bullion Etf - Currency Hedged - Exchange Traded Fund Units Fully			3,000.00	51,746.86	(3,000.00)	(51,746.86)	(922.83)		0.00	
IZZ2 - ISHARES CHINA LARGE-CAP ETF - CHESS DEPOSITARY INTERESTS 1:1 ISHCHINA			1,557.00	75,272.91				1,557.00	75,272.91	76,806.81
MVR.AX - Vaneck Australian Resources Etf			763.00	29,285.60	(763.00)	(29,285.60)	(2,815.76)		0.00	
CNEW.AX - Vaneck China New Economy Etf			1,255.00	10,022.30				1,255.00	10,022.30	10,567.10
VDHG.AX - Vanguard Diversified High Growth Index Etf			1,629.00	100,711.49	(1,629.00)	(100,711.49)	(466.29)		0.00	
VESG.AX - Vanguard Ethically Conscious International Shares Index Etf			300.00	21,870.04	(300.00)	(21,870.04)	578.24		0.00	
				<b>499,977.87</b>		<b>(414,682.66)</b>	<b>(28,380.24)</b>		<b>85,295.21</b>	<b>87,373.91</b>
	<b>308,535.67</b>			<b>9,969,911.54</b>		<b>(10,072,471.97)</b>	<b>(106,976.91)</b>		<b>205,975.24</b>	<b>206,514.76</b>



# 78200 - Units in Listed Unit Trusts (Australian)

2022 Financial Year

Preparer Shelley Lian

Reviewer Steven Lee

Status Ready for Review

Account Code	Description	CY Units	CY Balance	LY Units	LY Balance	Change
CNEW.AX	Vaneck China New Economy Etf	1255.000000	\$10,567.10			100%
FOOD.AX	Betashares Global Agriculture Etf - Currency Hedged	0.000000				0%
IZZ2	ISHARES CHINA LARGE-CAP ETF - CHESS DEPOSITARY INTERESTS 1:1 ISHCHINA	1557.000000	\$76,806.81			100%
MNRS.AX1	Betashares Global Gold Miners Etf - Currency Hedged	0.000000				0%
MVR.AX	Vaneck Australian Resources Etf	0.000000				0%
OOO.AX1	Betashares Crude Oil Index Etf- currency Hedged (synthetic)	0.000000				0%
QAU.AX	Betashares Gold Bullion Etf - Currency Hedged - Exchange Traded Fund Units Fully	0.000000				0%
VDHG.AX	Vanguard Diversified High Growth Index Etf	0.000000				0%
VESG.AX	Vanguard Ethically Conscious International Shares Index Etf	0.000000				0%

TOTAL	CY Units	CY Balance	LY Units	LY Balance
	2812.000000	\$87,373.91		

### Supporting Documents

- Investment Movement Report [Report](#)

### Standard Checklist

- Attach copies of Statements and Source Documentation
- Attach Investment Movement Report
- Ensure all Investments are valued correctly at June 30
- Ensure the investment is in accordance with the Fund's investment strategy
- Ensure the investment is in accordance with the SIS Act

# KREPP SUPERANNUATION FUND

## Investment Movement Report

As at 30 June 2022

Investment	Opening Balance		Additions		Disposals			Closing Balance		
	Units	Cost	Units	Cost	Units	Cost	Accounting Profit/(Loss)	Units	Cost	Market Value
<b>Bank Accounts</b>										
ANZ Business Premium Saver 4794-10668		51.59		40,199.97		(37,267.41)			2,984.15	2,984.15
ANZ Cash Investment Acct 4830-05016		226,558.32		4,886,851.00		(5,113,424.22)			(14.90)	(14.90)
		<b>226,609.91</b>		<b>4,927,050.97</b>		<b>(5,150,691.63)</b>			<b>2,969.25</b>	<b>2,969.25</b>
<b>Managed Investments (Australian)</b>										
MGOC.AX - Magellan Global Fund (open Class) (managed Fund)			7,200.00	20,038.02	(7,200.00)	(20,038.02)	(115.95)		0.00	
				<b>20,038.02</b>		<b>(20,038.02)</b>	<b>(115.95)</b>		<b>0.00</b>	
<b>Shares in Listed Companies (Australian)</b>										
AGL.AXW - AGL Energy Limited.			14,700.00	119,910.99	(14,700.00)	(119,910.99)	2,636.65		0.00	
ARU.AX - Arafura Resources Limited			220,000.00	101,311.32	(220,000.00)	(101,311.32)	5,965.62		0.00	
ARG.AX - Argo Investments Limited	2,460.00	21,558.28			(2,460.00)	(21,558.28)	774.16		0.00	
AZL.AX - Arizona Lithium Limited			300,000.00	61,567.65	(300,000.00)	(61,567.65)	2,861.40		0.00	
AZJ.AX - Aurizon Holdings Limited			4,930.00	20,037.82	(4,930.00)	(20,037.82)	(1,373.67)		0.00	
AST.AX - Ausnet Services Limited			29,300.00	69,319.66	(29,300.00)	(69,319.66)	(290.68)		0.00	

# KREPP SUPERANNUATION FUND

## Investment Movement Report

As at 30 June 2022

Investment	Opening Balance		Additions		Disposals			Closing Balance		
	Units	Cost	Units	Cost	Units	Cost	Accounting Profit/(Loss)	Units	Cost	Market Value
BHP.AX - BHP Group Limited			1,580.00	77,129.06	(1,580.00)	(77,129.06)	(6,764.72)			0.00
CHR.AX - Charger Metals NI			12,004.00	10,012.36	(12,004.00)	(10,012.36)	(1,029.31)			0.00
COB.AX - Cobalt Blue Holdings Limited			56,600.00	49,392.90	(56,600.00)	(49,392.90)	(5,863.72)			0.00
CXO.AX - Core Lithium Ltd			100,000.00	135,475.11	(100,000.00)	(135,475.11)	9,549.07			0.00
CYM.AX - Cyprium Metals Limited			50,000.00	10,019.95	(50,000.00)	(10,019.95)	(2,289.90)			0.00
DTC.AX - Damstra Holdings Limited			10,000.00	10,419.95	(10,000.00)	(10,419.95)	276.60			0.00
DBA:US.AX - DBA:US.AX			625.00	19,499.68	(625.00)	(19,499.68)	(223.72)			0.00
FLT.AX - Flight Centre Travel Group Limited			1,000.00	21,058.62	(1,000.00)	(21,058.62)	(696.05)			0.00
FMG.AX - Fortescue Metals Group Ltd			11,160.00	229,077.62	(11,160.00)	(229,077.62)	21,280.65			0.00
HVN.AX - Harvey Norman Holdings Limited			3,430.00	20,156.24	(3,430.00)	(20,156.24)	(2,075.79)			0.00
HLS.AX - Healius Limited			4,300.00	20,318.33	(4,300.00)	(20,318.33)	470.78			0.00
IGE:US.AX - IGE:US.AX			313.00	19,582.55	(313.00)	(19,582.55)	(2,218.98)			0.00

**KREPP SUPERANNUATION FUND**  
**Investment Movement Report**

As at 30 June 2022

Investment	Opening Balance		Additions		Disposals			Closing Balance		
	Units	Cost	Units	Cost	Units	Cost	Accounting Profit/(Loss)	Units	Cost	Market Value
JLG.AX - Johns Lyng Group Limited			3,300.00	20,053.03	(3,300.00)	(20,053.03)	(80.86)			0.00
LPI.AX - Lithium Power International Limited			45,000.00	34,237.64	(45,000.00)	(34,237.64)	537.46			0.00
LYC.AX - Lynas Rare Earths Limited			6,900.00	69,581.46	(6,900.00)	(69,581.46)	(6,642.12)			0.00
MAH.AX - Macmahon Holdings Limited - Ordinary Fully Paid			93,000.00	21,413.53	(93,000.00)	(21,413.53)	(1,201.15)			0.00
MFF.AX - MFF Capital Investments Limited			13,600.00	40,164.13	(13,600.00)	(40,164.13)	(495.81)			0.00
NSC.AX - Naos Small Cap Opportunities Company Limited			20,000.00	20,022.00	(20,000.00)	(20,022.00)	(1,051.95)			0.00
NHC.AXW - New Hope Corporation Limited			15,400.00	58,814.63	(15,400.00)	(58,814.63)	(359.00)			0.00
NCM.AX - Newcrest Mining Limited			750.00	20,279.79	(750.00)	(20,279.79)	1,330.17			0.00
NXM.AX - Nexus Minerals Limited			45,007.00	19,588.12	(45,007.00)	(19,588.12)	417.97			0.00
PDL.AX - Pandal Group Limited			2,410.00	20,108.54	(2,410.00)	(20,108.54)	1,280.76			0.00
PLS.AX - Pilbara Minerals Limited			616,155.00	1,398,434.87	(616,155.00)	(1,398,434.87)	(15,255.88)			0.00
PNV.AX - Polynovo Limited			7,600.00	10,165.95	(7,600.00)	(10,165.95)	(305.90)			0.00

# KREPP SUPERANNUATION FUND

## Investment Movement Report

As at 30 June 2022

Investment	Opening Balance		Additions		Disposals			Closing Balance		
	Units	Cost	Units	Cost	Units	Cost	Accounting Profit/(Loss)	Units	Cost	Market Value
RED.AX - RED 5 Limited			130,000.00	41,395.49	(130,000.00)	(41,395.49)	6,651.60		0.00	
RNU.AX - Renascor Resources Limited			125,000.00	41,295.38	(125,000.00)	(41,295.38)	(4,460.95)		0.00	
SXG.AX - Southern Cross Gold Ltd			14,000.00	9,982.70	(14,000.00)	(9,982.70)	(2,932.65)		0.00	
TSLA:US.AX - TSLA:US.AX			476.00	665,071.08	(476.00)	(665,071.08)	1,415.03		0.00	
WHC.AX - Whitehaven Coal Limited			9,200.00	40,432.43	(9,200.00)	(40,432.43)	2,622.16		0.00	
WPL.AX - Woodside Petroleum Ltd			1,850.00	61,179.96	(1,850.00)	(61,179.96)	(6,110.60)		0.00	
WOR.AX - Worley Limited			11,237.00	170,328.17	(11,237.00)	(170,328.17)	(10,923.92)		0.00	
		<b>21,558.28</b>		<b>3,756,838.71</b>		<b>(3,778,396.99)</b>	<b>(14,577.25)</b>		<b>0.00</b>	
<b>Shares in Listed Companies (Overseas)</b>										
1211.HKX - BYD Co - Ordinary Shares - Class H	1,500.00	60,367.48	17,000.00	745,992.02	(16,500.00)	(688,648.72)	(64,586.41)	2,000.00	117,710.78	116,171.60
		<b>60,367.48</b>		<b>745,992.02</b>		<b>(688,648.72)</b>	<b>(64,586.41)</b>		<b>117,710.78</b>	<b>116,171.60</b>
<b>Stapled Securities</b>										
GMG.AX2 - Goodman Group			904.00	20,013.95	(904.00)	(20,013.95)	682.94		0.00	
				<b>20,013.95</b>		<b>(20,013.95)</b>	<b>682.94</b>		<b>0.00</b>	

# KREPP SUPERANNUATION FUND

## Investment Movement Report

As at 30 June 2022

Investment	Opening Balance		Additions		Disposals			Closing Balance		
	Units	Cost	Units	Cost	Units	Cost	Accounting Profit/(Loss)	Units	Cost	Market Value
<b>Units in Listed Unit Trusts (Australian)</b>										
OOO.AX1 - Betashares Crude Oil Index Etf-currency Hedged (synthetic)			16,100.00	152,760.85	(16,100.00)	(152,760.85)	(15,131.41)		0.00	
FOOD.AX - Betashares Global Agriculture Etf - Currency Hedged			3,275.00	29,015.63	(3,275.00)	(29,015.63)	(2,877.17)		0.00	
MNRS.AX1 - Betashares Global Gold Miners Etf - Currency Hedged			4,180.00	29,292.19	(4,180.00)	(29,292.19)	(6,745.02)		0.00	
QAU.AX - Betashares Gold Bullion Etf - Currency Hedged - Exchange Traded Fund Units Fully			3,000.00	51,746.86	(3,000.00)	(51,746.86)	(922.83)		0.00	
IZZ2 - ISHARES CHINA LARGE-CAP ETF - CHESSE DEPOSITARY INTERESTS 1:1 ISHCHINA			1,557.00	75,272.91				1,557.00	75,272.91	76,806.81
MVR.AX - Vaneck Australian Resources Etf			763.00	29,285.60	(763.00)	(29,285.60)	(2,815.76)		0.00	
CNEW.AX - Vaneck China New Economy Etf			1,255.00	10,022.30				1,255.00	10,022.30	10,567.10
VDHG.AX - Vanguard Diversified High Growth Index Etf			1,629.00	100,711.49	(1,629.00)	(100,711.49)	(466.29)		0.00	
VESG.AX - Vanguard Ethically Conscious International Shares Index Etf			300.00	21,870.04	(300.00)	(21,870.04)	578.24		0.00	
				<b>499,977.87</b>		<b>(414,682.66)</b>	<b>(28,380.24)</b>		<b>85,295.21</b>	<b>87,373.91</b>
	<b>308,535.67</b>			<b>9,969,911.54</b>		<b>(10,072,471.97)</b>	<b>(106,976.91)</b>		<b>205,975.24</b>	<b>206,514.76</b>

# 85000 - Income Tax Payable/Refundable

2022 Financial Year

Preparer Shelley Lian

Reviewer Steven Lee

Status Ready for Review

Account Code	Description	CY Balance	LY Balance	Change
85000	Income Tax Payable/Refundable	\$1,817.55	(\$274.20)	(762.86)%
<b>TOTAL</b>		<b>CY Balance</b>	<b>LY Balance</b>	
		\$1,817.55	(\$274.20)	

## Supporting Documents

- Non Deductible Expense Reconciliation [Report](#)
- Tax Reconciliation Report [Report](#)
- Statement of Taxable Income [Report](#)
- Exempt Pension Reconciliation [Report](#)
- ATO Income Tax.pdf
- ZA13659842032 - Certificate.pdf

## Standard Checklist

- Attach Actuarial Certificate (if applicable)
- Attach any other Tax reconciliations
- Attach copy of Exempt Pension Reconciliation (if applicable)
- Attach copy of Non Deductible Expense Reconciliation (if applicable)
- Attach copy of Statement of Taxable Income
- Attach copy of Tax Reconciliation Report
- Confirm Transactions in ATO Portal



KREPP SUPERANNUATION FUND

**Exempt Current Pension Income Reconciliation**

For The Period 01 July 2021 - 30 June 2022

	Date	Account Code	Account Description	Taxable Amount	Actuary/Pool %	Exempt Amount
<b>Segment - 01 July 2021 to 30 June 2022</b>						
<b>Label C</b>						
	30/07/2021	25000/ANZ016	ANZ Cash Investment Acct 4830-05016	1.28		
	31/08/2021	25000/ANZ016	ANZ Cash Investment Acct 4830-05016	0.43		
	30/09/2021	25000/ANZ016	ANZ Cash Investment Acct 4830-05016	0.93		
	29/10/2021	25000/ANZ016	ANZ Cash Investment Acct 4830-05016	0.01		
	30/11/2021	25000/ANZ016	ANZ Cash Investment Acct 4830-05016	0.17		
	31/12/2021	25000/ANZ016	ANZ Cash Investment Acct 4830-05016	0.48		
	31/01/2022	25000/ANZ479410668	ANZ Business Premium Saver 4794-10668	0.01		
			<b>Total</b>	3.31	33.280 %	<b>1.11</b>
<b>Label D1</b>						
	24/06/2022	23900/IGE:US.AX	IGE:US.AX	71.57		
	30/06/2022	23800/CNEW.AX	Vaneck China New Economy Etf	122.51		
	30/06/2022	23800/IZZ.AX	Ishares China Large-Cap Etf - Chess	333.38		
			<b>Total</b>	527.46	33.280 %	<b>175.54</b>
<b>Label J</b>						
	22/09/2021	23900/AZJ.AX	Aurizon Holdings Limited	212.98		
			<b>Total</b>	212.98	33.280 %	<b>70.88</b>
<b>Label K</b>						
	01/07/2021	23900/ANZ.AX	Australia And New Zealand Banking Group	1,162.00		
	22/09/2021	23900/AZJ.AX	Aurizon Holdings Limited	496.94		
	04/05/2022	23900/NHC.AXW	New Hope Corporation Limited	4,620.00		

**KREPP SUPERANNUATION FUND**

**Exempt Current Pension Income Reconciliation**

For The Period 01 July 2021 - 30 June 2022

	Date	Account Code	Account Description	Taxable Amount	Actuary/Pool %	Exempt Amount
<b>Label K</b>						
			<b>Total</b>	6,278.94	33.280 %	<b>2,089.64</b>
<b>Label L</b>						
	01/07/2021	23900/ANZ.AX	Australia And New Zealand Banking Group	258.00		
	04/05/2022	23900/NHC.AXW	New Hope Corporation Limited	1,980.00		
			<b>Total</b>	2,238.00	33.280 %	<b>744.81</b>
					<b>Total Segment ECPI *</b>	<b>3,081.98</b>
					<b>SMSF Annual Return Rounding</b>	<b>2.98</b>
					<b>Total ECPI</b>	<b>3,079.00</b>

\* Total Segment ECPI does not include ECPI amounts from Label A. The total ECPI from Label A is shown separately at the start of the report.

KREPP SUPERANNUATION FUND

**Pension Non Deductible Expense Report**

For The Period 01 July 2021 - 30 June 2022

	Date	Account Code	Account Description	Amount	Expense %	Deductible	Non Deductible	
<b>Segment - 01 July 2021 to 30 June 2022</b>								
<b>Label H</b>								
	01/06/2022	30700	Auditor's Remuneration	550.00				
			<b>Total</b>	550.00	8.135 %	505.26	44.74	
<b>Label I</b>								
	03/02/2022	37500/979447691	Investment Expenses	49.00				
	03/11/2021	37500/979447691	Investment Expenses	41.25				
	06/04/2022	37500/979447691	Investment Expenses	41.25				
	05/01/2022	37500/979447691	Investment Expenses	49.00				
			<b>Total</b>	180.50	33.258 %	120.46	60.04	
<b>Label J</b>								
	01/06/2022	30100	Accountancy Fees	370.00				
	11/10/2021	30100	Accountancy Fees	550.00				
			<b>Total</b>	920.00	8.135 %	845.16	74.84	
	10/06/2022	30400	ATO Supervisory Levy	259.00				
			<b>Total</b>	259.00	0.000 %	259.00	0.00	
						<b>Label Total</b>	1,104.16	74.84

**Label L**

KREPP SUPERANNUATION FUND

# Pension Non Deductible Expense Report

For The Period 01 July 2021 - 30 June 2022

---

	Date	Account Code	Account Description	Amount	Expense %	Deductible	Non Deductible
<b>Label L</b>							
	10/06/2022	85000	Income Tax Payable/Refundable	274.20			
			<b>Total</b>	274.20	0.000 %	0.00	274.20
<b>Total Segment Expenses</b>						<b>1,729.88</b>	<b>453.82</b>
<b>Total Expenses *</b>						<b>1,729.88</b>	<b>453.82</b>

---

\* General expense percentage - 8.135 %

\* Investment expense percentage - 33.258 %

# KREPP SUPERANNUATION FUND

## Statement of Taxable Income

For the year ended 30 June 2022

	2022
	\$
Benefits accrued as a result of operations	(92,354.57)
<b>Less</b>	
Exempt current pension income	3,079.00
Realised Accounting Capital Gains	(106,976.91)
Accounting Trust Distributions	452.41
	<u>(103,445.50)</u>
<b>Add</b>	
Decrease in MV of investments	14,077.33
SMSF non deductible expenses	178.00
Pension Payments	5,000.00
Franking Credits	2,238.00
Foreign Credits	65.05
Distributed Foreign income	390.84
	<u>21,949.22</u>
SMSF Annual Return Rounding	(1.15)
<b>Taxable Income or Loss</b>	<u>33,039.00</u>
Income Tax on Taxable Income or Loss	4,955.85
<b>Less</b>	
Franking Credits	2,238.00
Foreign Credits	43.40
	<u>2,674.45</u>
<b>CURRENT TAX OR REFUND</b>	<u>2,674.45</u>
Supervisory Levy	259.00
Income Tax Instalments Paid	(4,492.00)
<b>AMOUNT DUE OR REFUNDABLE</b>	<u>(1,558.55)</u>

\* Distribution tax components review process has not been completed for the financial year.

# KREPP SUPERANNUATION FUND

## Tax Reconciliation Report

For the year ended 30 June 2022

Tax Return Label	Date	Account Code	Account Name	Amount \$
<b>C - Income - Gross interest</b>				
	30/07/2021	25000/ANZ016	ANZ Cash Investment Acct 4830-05016	1.28
	31/08/2021	25000/ANZ016	ANZ Cash Investment Acct 4830-05016	0.43
	30/09/2021	25000/ANZ016	ANZ Cash Investment Acct 4830-05016	0.93
	29/10/2021	25000/ANZ016	ANZ Cash Investment Acct 4830-05016	0.01
	30/11/2021	25000/ANZ016	ANZ Cash Investment Acct 4830-05016	0.17
	31/12/2021	25000/ANZ016	ANZ Cash Investment Acct 4830-05016	0.48
	31/01/2022	25000/ANZ479410668	ANZ Business Premium Saver 4794-10668	0.01
<b>Sub-Total</b>				<b>3.31</b>
<b>Ignore Cents</b>				<b>0.31</b>
<b>Total</b>				<b>3.00</b>
<b>D1 - Income - Gross foreign income</b>				
	24/06/2022	23900/IGE:US.AX	IGE:US.AX	71.57
	30/06/2022	23800/CNEW.AX	Vaneck China New Economy Etf	122.51
	30/06/2022	23800/IZZ.AX	Ishares China Large-Cap Etf - Chess Depository Interests 1:1 Ishc...	333.38
<b>Sub-Total</b>				<b>527.46</b>
<b>Ignore Cents</b>				<b>0.46</b>
<b>Total</b>				<b>527.00</b>
<b>D - Income - Net foreign income</b>				
	24/06/2022	23900/IGE:US.AX	IGE:US.AX	71.57
	30/06/2022	23800/CNEW.AX	Vaneck China New Economy Etf	122.51
	30/06/2022	23800/IZZ.AX	Ishares China Large-Cap Etf - Chess Depository Interests 1:1 Ishc...	333.38
<b>Sub-Total</b>				<b>527.46</b>
<b>Ignore Cents</b>				<b>0.46</b>
<b>Total</b>				<b>527.00</b>
<b>J - Unfranked dividend amount</b>				
	22/09/2021	23900/AZJ.AX	Aurizon Holdings Limited	212.98
<b>Sub-Total</b>				<b>212.98</b>
<b>Ignore Cents</b>				<b>0.98</b>
<b>Total</b>				<b>212.00</b>
<b>K - Franked dividend amount</b>				
	01/07/2021	23900/ANZ.AX	Australia And New Zealand Banking Group Limited	1,162.00
	22/09/2021	23900/AZJ.AX	Aurizon Holdings Limited	496.94
	04/05/2022	23900/NHC.AXW	New Hope Corporation Limited	4,620.00
<b>Sub-Total</b>				<b>6,278.94</b>
<b>Ignore Cents</b>				<b>0.94</b>
<b>Total</b>				<b>6,278.00</b>
<b>L - Income - Dividend franking credit</b>				

# KREPP SUPERANNUATION FUND

## Tax Reconciliation Report

For the year ended 30 June 2022

Tax Return Label	Date	Account Code	Account Name	Amount \$
<b>L - Income - Dividend franking credit</b>				
	01/07/2021	23900/ANZ.AX	Australia And New Zealand Banking Group Limited	258.00
	04/05/2022	23900/NHC.AXW	New Hope Corporation Limited	1,980.00
<b>Sub-Total</b>				<b>2,238.00</b>
<b>Ignore Cents</b>				<b>0.00</b>
<b>Total</b>				<b>2,238.00</b>
<b>R1 - Assessable employer contributions</b>				
	02/07/2021	24200/KREVIC00001A	(Contributions) Krepp, Vicki Anne - Accumulation (Accumulation)	73.45
	07/07/2021	24200/KREJOH00001A	(Contributions) Krepp, John Frederik - Accumulation (Accumulation...)	1,952.77
	09/07/2021	24200/KREVIC00001A	(Contributions) Krepp, Vicki Anne - Accumulation (Accumulation)	38.66
	23/07/2021	24200/KREVIC00001A	(Contributions) Krepp, Vicki Anne - Accumulation (Accumulation)	41.52
	05/08/2021	24200/KREJOH00001A	(Contributions) Krepp, John Frederik - Accumulation (Accumulation...)	2,024.12
	06/08/2021	24200/KREVIC00001A	(Contributions) Krepp, Vicki Anne - Accumulation (Accumulation)	120.27
	30/08/2021	24200/KREVIC00001A	(Contributions) Krepp, Vicki Anne - Accumulation (Accumulation)	157.04
	03/09/2021	24200/KREJOH00001A	(Contributions) Krepp, John Frederik - Accumulation (Accumulation...)	2,041.84
	16/09/2021	24200/KREVIC00001A	(Contributions) Krepp, Vicki Anne - Accumulation (Accumulation)	157.04
	17/09/2021	24200/KREVIC00001A	(Contributions) Krepp, Vicki Anne - Accumulation (Accumulation)	1.05
	27/09/2021	24200/KREVIC00001A	(Contributions) Krepp, Vicki Anne - Accumulation (Accumulation)	157.04
	12/10/2021	24200/KREVIC00001A	(Contributions) Krepp, Vicki Anne - Accumulation (Accumulation)	157.04
	13/10/2021	24200/KREJOH00001A	(Contributions) Krepp, John Frederik - Accumulation (Accumulation...)	2,049.28
	28/10/2021	24200/KREVIC00001A	(Contributions) Krepp, Vicki Anne - Accumulation (Accumulation)	157.04
	05/11/2021	24200/KREJOH00001A	(Contributions) Krepp, John Frederik - Accumulation (Accumulation...)	2,054.42
	10/11/2021	24200/KREVIC00001A	(Contributions) Krepp, Vicki Anne - Accumulation (Accumulation)	157.04
	29/11/2021	24200/KREVIC00001A	(Contributions) Krepp, Vicki Anne - Accumulation (Accumulation)	157.04
	13/12/2021	24200/KREJOH00001A	(Contributions) Krepp, John Frederik - Accumulation (Accumulation...)	2,036.70
	16/12/2021	24200/KREVIC00001A	(Contributions) Krepp, Vicki Anne - Accumulation (Accumulation)	157.04
	24/12/2021	24200/KREVIC00001A	(Contributions) Krepp, Vicki Anne - Accumulation (Accumulation)	157.04
	07/01/2022	24200/KREVIC00001A	(Contributions) Krepp, Vicki Anne - Accumulation (Accumulation)	157.04
	10/01/2022	24200/KREJOH00001A	(Contributions) Krepp, John Frederik - Accumulation (Accumulation...)	2,054.15
	21/01/2022	24200/KREVIC00001A	(Contributions) Krepp, Vicki Anne - Accumulation (Accumulation)	157.04
	02/02/2022	24200/KREVIC00001A	(Contributions) Krepp, Vicki Anne - Accumulation (Accumulation)	157.04
	07/02/2022	24200/KREJOH00001A	(Contributions) Krepp, John Frederik - Accumulation (Accumulation...)	2,060.13
	14/02/2022	24200/KREVIC00001A	(Contributions) Krepp, Vicki Anne - Accumulation (Accumulation)	157.04

# KREPP SUPERANNUATION FUND

## Tax Reconciliation Report

For the year ended 30 June 2022

Tax Return Label	Date	Account Code	Account Name	Amount \$
<b>R1 - Assessable employer contributions</b>				
	03/03/2022	24200/KREVIC00001A	(Contributions) Krepp, Vicki Anne - Accumulation (Accumulation)	130.87
	10/03/2022	24200/KREJOH00001A	(Contributions) Krepp, John Frederik - Accumulation (Accumulation...)	2,108.31
	18/03/2022	24200/KREVIC00001A	(Contributions) Krepp, Vicki Anne - Accumulation (Accumulation)	157.04
	31/03/2022	24200/KREVIC00001A	(Contributions) Krepp, Vicki Anne - Accumulation (Accumulation)	157.04
	07/04/2022	24200/KREJOH00001A	(Contributions) Krepp, John Frederik - Accumulation (Accumulation...)	2,015.48
	14/04/2022	24200/KREVIC00001A	(Contributions) Krepp, Vicki Anne - Accumulation (Accumulation)	104.69
	28/04/2022	24200/KREVIC00001A	(Contributions) Krepp, Vicki Anne - Accumulation (Accumulation)	157.04
	06/05/2022	24200/KREJOH00001A	(Contributions) Krepp, John Frederik - Accumulation (Accumulation...)	2,083.08
	13/05/2022	24200/KREVIC00001A	(Contributions) Krepp, Vicki Anne - Accumulation (Accumulation)	157.04
	30/05/2022	24200/KREVIC00001A	(Contributions) Krepp, Vicki Anne - Accumulation (Accumulation)	157.04
	14/06/2022	24200/KREVIC00001A	(Contributions) Krepp, Vicki Anne - Accumulation (Accumulation)	157.04
	21/06/2022	24200/KREJOH00001A	(Contributions) Krepp, John Frederik - Accumulation (Accumulation...)	1,996.32
	23/06/2022	24200/KREVIC00001A	(Contributions) Krepp, Vicki Anne - Accumulation (Accumulation)	157.04
	23/06/2022	24200/KREVIC00001A	(Contributions) Krepp, Vicki Anne - Accumulation (Accumulation)	462.05
<b>Sub-Total</b>				<b>28,589.96</b>
<b>Ignore Cents</b>				<b>0.96</b>
<b>Total</b>				<b>28,589.00</b>
<b>R - Assessable contributions (R1 plus R2 plus R3 less R6)</b>				
			Assessable employer contributions	28,589.96
<b>Sub-Total</b>				<b>28,589.96</b>
<b>Ignore Cents</b>				<b>0.96</b>
<b>Total</b>				<b>28,589.00</b>
<b>W - GROSS INCOME (Sum of labels A to U)</b>				
				37,847.00
<b>Sub-Total</b>				<b>37,847.00</b>
<b>Ignore Cents</b>				<b>0.00</b>
<b>Total</b>				<b>37,847.00</b>
<b>Y - Income - Exempt current pension income</b>				
				3,079.00
<b>Sub-Total</b>				<b>3,079.00</b>
<b>Ignore Cents</b>				<b>0.00</b>
<b>Total</b>				<b>3,079.00</b>
<b>V - TOTAL ASSESSABLE INCOME (W less Y)</b>				
				34,768.00



# KREPP SUPERANNUATION FUND

## Tax Reconciliation Report

For the year ended 30 June 2022

Tax Return Label	Date	Account Code	Account Name	Amount \$
<b>V - TOTAL ASSESSABLE INCOME (W less Y)</b>				
<b>Sub-Total</b>				<b>34,768.00</b>
<b>Ignore Cents</b>				<b>0.00</b>
<b>Total</b>				<b>34,768.00</b>
<b>H1 - Expenses - SMSF auditor fee</b>				
	01/06/2022	30700	Auditor's Remuneration	505.26
<b>Sub-Total</b>				<b>505.26</b>
<b>Ignore Cents</b>				<b>0.26</b>
<b>Total</b>				<b>505.00</b>
<b>H2 - Expenses - SMSF auditor fee non deductible</b>				
	01/06/2022	30700	Auditor's Remuneration	44.74
<b>Sub-Total</b>				<b>44.74</b>
<b>Ignore Cents</b>				<b>0.74</b>
<b>Total</b>				<b>44.00</b>
<b>I1 - Expenses - Investment expenses</b>				
	03/11/2021	37500/979447691	Investment Expenses	27.53
	05/01/2022	37500/979447691	Investment Expenses	32.70
	03/02/2022	37500/979447691	Investment Expenses	32.70
	06/04/2022	37500/979447691	Investment Expenses	27.53
<b>Sub-Total</b>				<b>120.47</b>
<b>Ignore Cents</b>				<b>0.47</b>
<b>Total</b>				<b>120.00</b>
<b>I2 - Expenses - Investment expenses non deductible</b>				
	03/11/2021	37500/979447691	Investment Expenses	13.72
	05/01/2022	37500/979447691	Investment Expenses	16.30
	03/02/2022	37500/979447691	Investment Expenses	16.30
	06/04/2022	37500/979447691	Investment Expenses	13.72
<b>Sub-Total</b>				<b>60.03</b>
<b>Ignore Cents</b>				<b>0.03</b>
<b>Total</b>				<b>60.00</b>
<b>J1 - Expenses - Management and administration expenses</b>				
	11/10/2021	30100	Accountancy Fees	505.26
	01/06/2022	30100	Accountancy Fees	339.90
	10/06/2022	30400	ATO Supervisory Levy	259.00
<b>Sub-Total</b>				<b>1,104.16</b>
<b>Ignore Cents</b>				<b>0.16</b>
<b>Total</b>				<b>1,104.00</b>
<b>J2 - Expenses - Management and administration expenses non deductible</b>				
	11/10/2021	30100	Accountancy Fees	44.74
	01/06/2022	30100	Accountancy Fees	30.10

# KREPP SUPERANNUATION FUND

## Tax Reconciliation Report

For the year ended 30 June 2022

Tax Return Label	Date	Account Code	Account Name	Amount \$
<b>J2 - Expenses - Management and administration expenses non deductible</b>				
Sub-Total				74.84
Ignore Cents				0.84
Total				74.00
<b>L2 - Expenses - Other amounts (Non-deductible)</b>				
	10/06/2022	85000	Income Tax Payable/Refundable	274.20
Sub-Total				274.20
Ignore Cents				0.20
Total				274.00
<b>N - TOTAL DEDUCTIONS</b>				
				1,729.00
Sub-Total				1,729.00
Ignore Cents				0.00
Total				1,729.00
<b>Y - TOTAL NON DEDUCTIBLE EXPENSES</b>				
				452.00
Sub-Total				452.00
Ignore Cents				0.00
Total				452.00
<b>O - TAXABLE INCOME OR LOSS</b>				
				33,039.00
Sub-Total				33,039.00
Ignore Cents				0.00
Total				33,039.00
<b>Z - TOTAL SMSF EXPENSES</b>				
				2,181.00
Sub-Total				2,181.00
Ignore Cents				0.00
Total				2,181.00
<b>A - Taxable income</b>				
				33,039.00
Sub-Total				33,039.00
Ignore Cents				0.00
Total				33,039.00
<b>T1 - Tax on taxable income</b>				
				4,955.85
Sub-Total				4,955.85
Ignore Cents				0.00
Total				4,955.85
<b>B - Gross Tax</b>				

# KREPP SUPERANNUATION FUND

## Tax Reconciliation Report

For the year ended 30 June 2022

Tax Return Label	Date	Account Code	Account Name	Amount \$
<b>B - Gross Tax</b>				
				4,955.85
<b>Sub-Total</b>				<b>4,955.85</b>
<b>Ignore Cents</b>				<b>0.00</b>
<b>Total</b>				<b>4,955.85</b>
<b>C1 - Foreign income tax offset</b>				
	30/06/2022	23800/CNEW.AX	Vaneck China New Economy Etf	19.15
	30/06/2022	23800/IZZ.AX	Ishares China Large-Cap Etf - Chess Depository Interests 1:1 Ishc...	45.90
			Adjustment	(21.65)
<b>Sub-Total</b>				<b>43.40</b>
<b>Ignore Cents</b>				<b>0.00</b>
<b>Total</b>				<b>43.40</b>
<b>C - Non-refundable non-carry forward tax offsets</b>				
				43.40
<b>Sub-Total</b>				<b>43.40</b>
<b>Ignore Cents</b>				<b>0.00</b>
<b>Total</b>				<b>43.40</b>
<b>T2 - SUBTOTAL</b>				
				4,912.45
<b>Sub-Total</b>				<b>4,912.45</b>
<b>Ignore Cents</b>				<b>0.00</b>
<b>Total</b>				<b>4,912.45</b>
<b>T3 - SUBTOTAL 2</b>				
				4,912.45
<b>Sub-Total</b>				<b>4,912.45</b>
<b>Ignore Cents</b>				<b>0.00</b>
<b>Total</b>				<b>4,912.45</b>
<b>E1 - Complying fund's franking credits tax offset</b>				
	01/07/2021	23900/ANZ.AX	Australia And New Zealand Banking Group Limited	258.00
	04/05/2022	23900/NHC.AXW	New Hope Corporation Limited	1,980.00
<b>Sub-Total</b>				<b>2,238.00</b>
<b>Ignore Cents</b>				<b>0.00</b>
<b>Total</b>				<b>2,238.00</b>
<b>E - Refundable tax offsets</b>				
				2,238.00
<b>Sub-Total</b>				<b>2,238.00</b>
<b>Ignore Cents</b>				<b>0.00</b>
<b>Total</b>				<b>2,238.00</b>
<b>T5 - TAX PAYABLE</b>				
				2,674.45

**KREPP SUPERANNUATION FUND****Tax Reconciliation Report**

For the year ended 30 June 2022

<b>Tax Return Label</b>	<b>Date</b>	<b>Account Code</b>	<b>Account Name</b>	<b>Amount</b> <b>\$</b>
<b>T5 - TAX PAYABLE</b>				
<b>Sub-Total</b>				<b>2,674.45</b>
<b>Ignore Cents</b>				<b>0.00</b>
<b>Total</b>				<b>2,674.45</b>
<b>K - PAYG instalments raised</b>				
	11/10/2021	85000	Income Tax Payable/Refundable	1,055.00
	10/01/2022	85000	Income Tax Payable/Refundable	1,055.00
	13/04/2022	85000	Income Tax Payable/Refundable	1,055.00
	30/06/2022	85000	Income Tax Payable/Refundable	1,327.00
<b>Sub-Total</b>				<b>4,492.00</b>
<b>Ignore Cents</b>				<b>0.00</b>
<b>Total</b>				<b>4,492.00</b>
<b>L - Supervisory levy</b>				
				259.00
<b>Sub-Total</b>				<b>259.00</b>
<b>Ignore Cents</b>				<b>0.00</b>
<b>Total</b>				<b>259.00</b>
<b>S - AMOUNT DUE OR REFUNDABLE</b>				
				(1,558.55)
<b>Sub-Total</b>				<b>(1,558.55)</b>
<b>Ignore Cents</b>				<b>0.00</b>
<b>Total</b>				<b>(1,558.55)</b>



Australian Government  
Australian Taxation Office

**Agent** SUPERHELP AUSTRALIA PTY LTD  
**Client** KREPP SUPERANNUATION FUND  
**ABN** 96 823 484 472  
**TFN** 880 785 623

## Income tax 551

<b>Date generated</b>	23 January 2023
<b>Overdue</b>	\$0.00
<b>Not yet due</b>	\$0.00
<b>Balance</b>	\$0.00

## Transactions

4 results found - from **23 January 2021** to **23 January 2023** sorted by **processed date** ordered **newest to oldest**

Processed date	Effective date	Description	Debit (DR)	Credit (CR)	Balance
13 Jun 2022	10 Jun 2022	Payment received		\$533.20	\$0.00
31 May 2022	14 Jun 2022	Tax return Self Man Superfund - Income Tax for the period from 01 Jul 20 to 30 Jun 21	\$533.20		\$533.20 DR
18 Feb 2021	23 Feb 2021	EFT refund for Income Tax for the period from 01 Jul 19 to 30 Jun 20	\$687.45		\$0.00
18 Feb 2021	18 Feb 2021	Tax return Self Man Superfund - Income Tax for the period from 01 Jul 19 to 30 Jun 20		\$687.45	\$687.45 CR

1 February 2023

The Trustees  
Krepp Superannuation Fund

Dear Trustees,

**Subject: Actuarial Certificate – Tax Exempt Percentage for the 2021/22 year  
Krepp Superannuation Fund**

Thank you for requesting this actuarial certificate from Verus SMSF Actuaries.

Results

We calculate that the tax exempt percentage for Krepp Superannuation Fund in the 2021/22 financial year is **33.28%**.

More Information

Further details regarding this actuarial certificate are contained in the appendices, including:

- Appendix 1: Data Summary
- Appendix 2: Detailed Results
- Appendix 3: Further Information

Note that the results in this certificate are based on the information provided to us. If there are any material changes to the information provided, please contact us, as the results may need to be updated.

If you would like to discuss any aspect of this actuarial certificate, please don't hesitate to contact us.

Yours sincerely,



**Geoff Morley**, BCom, BSc, FIAA  
Consulting Actuary

Verus Reference Number: ZA13659842032

## Appendix 1 - Data Summary

### Fund Details

Fund Name	Krepp Superannuation Fund
Name of Trustees	Matthew Krepp
	John Frederik Krepp
	Vicki Anne Krepp
Tax Year for Actuarial Certificate	2021/22
ABN of Fund	96 823 484 472

### Member Details

Members' Names	Matthew Krepp
	John Frederik Krepp
	Vicki Anne Krepp

### Financial Details

	Amount (\$)
Opening Balance at 1 July 2021	301,110.47
Concessional Contributions	28,589.96
Non-concessional Contributions	0.00
Rollovers-in	0.00
Rollovers-out	0.00
Lump Sum and Pension Benefits Paid	5,000.00
Other Net Income	(87,718.59)
Closing Balance at 30 June 2022	236,981.84

We understand that the Fund's financial statements have not been audited at the time this certificate has been prepared.

### Segregation

The Fund did not have any segregated current pension assets during the financial year.

**Appendix 2 - Detailed Results**

Tax Exempt Percentage

This actuarial certificate has been prepared to provide the tax exempt percentage applying to Krepp Superannuation Fund for the 2021/22 financial year.

During the 2021/22 financial year, the Fund contained only member accounts in accumulation phase and account based pensions. Therefore no assumptions about future inflation, investment returns or discount rates have been required to calculate the tax exempt percentage. Only data regarding the Fund’s balances in accumulation phase and the Fund’s balances in retirement phase plus details of transactions within, to and from the Fund during the year have been provided for this calculation.

Using the data supplied, we have calculated the tax exempt percentage based on the ratio below:

$$\frac{\text{Average value of current pension liabilities}}{\text{Average value of superannuation liabilities}}$$

$$= \$103,396 / \$310,676$$

$$= 33.28\%$$

The values for the current pension liabilities and the superannuation liabilities shown above are time weighted average balances over the financial year. Segregated current pension assets and segregated non-current assets (if any) have been excluded from the values shown above.

Member Breakdown

To assist you, we have also calculated the breakdown of the tax exempt percentage between the Fund’s members, as follows:

<b>Member Name</b>	<b>Tax Exempt Percentage</b>	<b>Taxable Percentage</b>
Matthew Krepp	0.00%	24.78%
John Frederik Krepp	33.28%	40.94%
Vicki Anne Krepp	0.00%	1.00%
Reserve	0.00%	0.00%
<b>Total</b>	<b>33.28%</b>	<b>66.72%</b>

This breakdown between members is not required for the Fund’s tax return, but may assist in other ways, for example with allocating the Fund’s tax liabilities between members.



**Appendix 3 - Further Information**

Actuarial Standards

This actuarial certificate has been prepared in accordance with Professional Standard 406 of the Institute of Actuaries of Australia.

Other Comments

We have been informed by the trustee and/or their advisors that the relevant pension liabilities meet the requirements to be considered a retirement phase superannuation income stream. We have relied upon this information in preparing this actuarial certificate.

As required under Professional Standard 406, we are satisfied that the value of particular liabilities of the Fund at a particular time as set out in this certificate is the amount of the Fund’s assets, together with any future contributions in respect of the benefits concerned and expected earnings on the assets and contributions after that time, that would provide the amount required to discharge those liabilities as they fall due.

We also document the following information items provided to us, and upon which we have relied, when preparing this certificate:

<b>Item</b>	<b>Information Provided</b>
Does the Fund meet the definition of Disregarded Small Fund Assets for the tax year covered by this certificate?	No
Have the trustee(s) chosen (if eligible) to treat all of the assets of the fund as not being segregated current pension assets for the whole of the tax year covered by this certificate?	Yes

Requirement for and Use of Actuarial Certification

This actuarial certificate is required so that the Fund can claim an exemption from tax on the investment income derived from the unsegregated assets supporting members’ balances that are in retirement phase. The certificate should be obtained before the Fund submits its tax return. It does not need to be submitted with the Fund’s tax return, but should be retained in the Fund’s records.

An actuarial certificate is required for a Fund that has been partly in retirement phase and partly in accumulation phase during the year and which is not applying the segregated method throughout the year. Therefore an actuarial certificate is not required if:

- The Fund was entirely in accumulation phase for the whole of the tax year; or
- The Fund was entirely in retirement phase for the whole of the tax year; or
- The Fund’s retirement phase assets and accumulation phase assets were fully segregated throughout the tax year.

The tax exempt percentage should be applied to the Fund’s assessable income (excluding any non-arm’s length income, concessional contributions and any income derived from segregated assets) to determine how much income is exempt from tax.

# 86000 - PAYG Payable

2022 Financial Year

---

**Preparer** Shelley Lian

**Reviewer** Steven Lee

**Status** Ready for Review

Account Code	Description	CY Balance	LY Balance	Change
86000	PAYG Payable	(\$1,327.00)	(\$1,055.00)	25.78%
<b>TOTAL</b>		<b>CY Balance</b>	<b>LY Balance</b>	
		(\$1,327.00)	(\$1,055.00)	

## Supporting Documents

- ATO Integrated.pdf 86000
- PAYG Instalments report 2022.pdf 86000

## Standard Checklist

- Attach copy of PAYG Payment Summary
- Confirm Transactions in ATO Portal



Australian Government  
Australian Taxation Office

**Agent** SUPERHELP AUSTRALIA PTY LTD  
**Client** KREPP SUPERANNUATION FUND  
**ABN** 96 823 484 472  
**TFN** 880 785 623

## Activity statement 001

<b>Date generated</b>	23 January 2023
<b>Overdue</b>	\$0.00
<b>Not yet due</b>	\$0.00
<b>Balance</b>	\$1,146.00 CR

## Transactions

**22** results found - from **23 January 2021** to **23 January 2023** sorted by **processed date** ordered **newest to oldest**

Processed date	Effective date	Description	Debit (DR)	Credit (CR)	Balance
22 Dec 2022	21 Dec 2022	Payment received		\$1,146.00	\$1,146.00 CR
30 Oct 2022	30 Oct 2022	General interest charge			\$0.00
30 Oct 2022	28 Oct 2022	Original Activity Statement for the period ending 30 Sep 22 - PAYG Instalments	\$1,146.00		\$0.00
12 Oct 2022	11 Oct 2022	Payment received		\$1,146.00	\$1,146.00 CR
31 Jul 2022	31 Jul 2022	General interest charge			\$0.00
31 Jul 2022	28 Jul 2022	Original Activity Statement for the period ending 30 Jun 22 - PAYG Instalments	\$1,327.00		\$0.00
21 Jul 2022	20 Jul 2022	Payment received		\$1,327.00	\$1,327.00 CR
1 May 2022	1 May 2022	General interest charge			\$0.00
1 May 2022	28 Apr 2022	Original Activity Statement for the period ending 31 Mar 22 - PAYG Instalments	\$1,055.00		\$0.00

Processed date	Effective date	Description	Debit (DR)	Credit (CR)	Balance
14 Apr 2022	13 Apr 2022	Payment received		\$1,055.00	\$1,055.00 CR
7 Mar 2022	7 Mar 2022	General interest charge			\$0.00
7 Mar 2022	28 Feb 2022	Original Activity Statement for the period ending 31 Dec 21 - PAYG Instalments	\$1,055.00		\$0.00
11 Jan 2022	10 Jan 2022	Payment received		\$1,055.00	\$1,055.00 CR
31 Oct 2021	31 Oct 2021	General interest charge			\$0.00
31 Oct 2021	28 Oct 2021	Original Activity Statement for the period ending 30 Sep 21 - PAYG Instalments	\$1,055.00		\$0.00
12 Oct 2021	11 Oct 2021	Payment received		\$1,055.00	\$1,055.00 CR
1 Aug 2021	1 Aug 2021	General interest charge			\$0.00
1 Aug 2021	28 Jul 2021	Original Activity Statement for the period ending 30 Jun 21 - PAYG Instalments	\$1,055.00		\$0.00
6 Jul 2021	5 Jul 2021	Payment received		\$1,055.00	\$1,055.00 CR
2 May 2021	28 Apr 2021	Original Activity Statement for the period ending 31 Mar 21 - PAYG Instalments	\$704.00		\$0.00
7 Apr 2021	6 Apr 2021	Payment received		\$704.00	\$704.00 CR
7 Mar 2021	2 Mar 2021	Original Activity Statement for the period ending 31 Dec 20 - PAYG Instalments	\$1,231.00		\$0.00



Australian Government  
Australian Taxation Office

## PAYG Instalments report 2022

**Tax Agent** 72357001  
**Last Updated** 14/01/2023

<b>TFN</b>	<b>Client Name</b>	<b>Quarter 1 (\$)</b>	<b>Quarter 2 (\$)</b>	<b>Quarter 3 (\$)</b>	<b>Quarter 4 (\$)</b>	<b>Total Instalment (\$)</b>
880785623	KREPP SUPERANNUATION FUND	1,055.00	1,055.00	1,055.00	1,327.00	4,492.00

**Total No of Clients: 1**

# 88000 - Sundry Creditors

2022 Financial Year

Preparer Shelley Lian

Reviewer Steven Lee

Status Ready for Review

Account Code	Description	CY Balance	LY Balance	Change
88000	Sundry Creditors		(\$61,273.15)	100%
<b>TOTAL</b>		<b>CY Balance</b>	<b>LY Balance</b>	
			(\$61,273.15)	

## Supporting Documents

- General Ledger [Report](#)

## Standard Checklist

- Attach all source documentation and confirmations of Liability

KREPP SUPERANNUATION FUND

General Ledger

As at 30 June 2022

Transaction Date	Description	Units	Debit	Credit	Balance \$
<b>Sundry Creditors (88000)</b>					
Sundry Creditors (88000)					
01/07/2021	Opening Balance				61,273.15 CR
01/07/2021	TRANSFER FROM CMC MARKETS STOC C15188324			21,740.87	83,014.02 CR
01/07/2021	SHARE TRADE WITHDRAWAL TO CMC MARKETS STOC C15188401		20,462.48		62,551.54 CR
01/07/2021			41,459.16		21,092.38 CR
02/07/2021	TRANSFER FROM CMC MARKETS STOC C15205549			19,718.29	40,810.67 CR
02/07/2021	SHARE TRADE WITHDRAWAL TO CMC MARKETS STOC C15189771		40,810.67		0.00 DR
			<b>102,732.31</b>	<b>41,459.16</b>	<b>0.00 DR</b>

**Total Debits: 102,732.31**

**Total Credits: 41,459.16**

# 89000 - Deferred Tax Liability/Asset

2022 Financial Year

Preparer Shelley Lian

Reviewer Steven Lee

Status Ready for Review

Account Code	Description	CY Balance	LY Balance	Change
89000	Deferred Tax Liability/Asset	\$29,524.12	\$13,539.79	118.05%
<b>TOTAL</b>		<b>CY Balance</b>	<b>LY Balance</b>	
		\$29,524.12	\$13,539.79	

## Supporting Documents

- Deferred Tax Reconciliation Report [Report](#)

## Standard Checklist

- Attach all source documentation and confirmations of Liability
- Attach copy of Deferred Tax Reconciliation Report



**KREPP SUPERANNUATION FUND**

**Deferred Tax Reconciliation**

For The Period 01 July 2021 - 30 June 2022

Investment Code	Investment Name	Revaluation/Tax Deferred	Permanent Difference (Non-Assessable)	Temporary Difference (Assessable)	Temporary Difference (Accumulation Portion)
<b>Revaluations</b>					
ARG.AX	Argo Investments Limited	(409.52)	(136.51)	(273.01)	(182.15)
CNEW.AX	Vaneck China New Economy Etf	544.80	181.60	363.20	242.33
IZZ2	ISHARES CHINA LARGE-CAP ETF - CHESS DEPOSITARY INTERESTS 1:1 ISHCHINA	1,533.90	511.30	1,022.60	682.28
1211.HKX	BYD Co - Ordinary Shares - Class H	(830.45)	(276.82)	(553.63)	(369.38)
		838.73	279.57	559.16	373.08
<b>Tax Deferred Distributions</b>					
CNEW.AX	Vaneck China New Economy Etf	59.79	0.00	59.79	39.89
		59.79	0.00	59.79	39.89
<b>Total</b>		898.52	279.57	618.95	412.97
<b>Deferred Tax Liability (Asset) Summary</b>					
<b>Opening Balance</b>		(13,539.79)			
Current Year Transactions		61.95			
Total Capital Losses		(16,046.27)			
Total Tax Losses		0.00			
Deferred Tax WriteBacks/Adjustment		0.00			
Capital Loss carried forward recouped		0.00			
Tax Loss carried forward recouped		0.00			
Deferred Tax report rounding		(0.01)			
<b>Closing Balance</b>		(29,524.12)			

# A - Financial Statements

2022 Financial Year

---

**Preparer** Shelley Lian

**Reviewer** Steven Lee

**Status** Ready for Review

## Supporting Documents

No supporting documents

## Standard Checklist

- Attach copy of Financial Statements
- Attach copy of SMSF Annual Return

# B - Permanent Documents

2022 Financial Year

---

**Preparer** Shelley Lian

**Reviewer** Steven Lee

**Status** Ready for Review

## Supporting Documents

- Fund Summary Report Report

## Standard Checklist

- Attach latest copy of ASIC annual company statement (if corporate trustee)
- Ensure latest copies of ATO Trustee Declarations and ATO confirmation that the fund is a regulated fund is attached
- Ensure latest copies of trustee consents, member consents and registers are attached
- Ensure latest copy of trust deed (including amendments) are attached
- Use [Australian Business Register](#) to ensure details are correct
- Use [Super Fund Lookup](#) to check the eligibility to receive rollovers and contributions

# KREPP SUPERANNUATION FUND

## Fund Summary Report

As at 30 June 2022

### Fund Details

Date Formed: 30/04/2008

Tax File Number: Provided

ABN: 96823484472

Period: 01/07/2021 - 30/06/2022

Fund Type: SMSF

GST Registered: No

### Postal Address:

PO Box 65

Dianella, Western Australia 6059

### Physical Address:

7-36 Ivanhoe Street

Bassendean, Western Australia 6054

### Members

Number of Members: 3

Name	Age	Member Accounts	Pension Accounts	Tax File Number	Beneficiary Details
Krepp, Matthew	39	1	0	Provided	Not Provided
Krepp, John Frederik	66	2	1	Provided	Not Provided
Krepp, Vicki Anne	66	1	0	Provided	Not Provided

### Fund Relationships

Relationship Type	Contact
Accountant	Superhelp Australia Pty Ltd
Auditor	Super Audits Pty Ltd
Fund Contact	Krepp, John Frederik
Tax Agent	Superhelp Australia Pty Ltd
Trustee	Krepp, John Frederik
Trustee	Krepp, Vicki Anne
Trustee	Krepp, Matthew

## C - Other Documents

2022 Financial Year

---

**Preparer** Shelley Lian

**Reviewer** Steven Lee

**Status** Ready for Review

### Supporting Documents

- Investment Strategy.pdf

### Standard Checklist

- Attach copy of any SOAs issued during the Financial Year
- Attach copy of Investment Strategy
- Attach signed Engagement Letter
- Attach signed Trustee Representation Letter
- Attach Trustee Minutes prepared during the year

# KREPP SUPERANNUATION FUND

## Projected Investment Strategy

### Overview

The aim of this strategy is to provide the members with an income on retirement.

### Investment Objectives

The Trustee(s) will at all times ensure the funds assets are invested in accordance with the trust deed and comply with the applicable legislative requirements.

The Trustee(s) will act prudently to maximise the rate of return, subject to acceptable risk parameters whilst maintaining an appropriate diversification across a broad range of assets whilst assessing the risks where it is determined the fund's portfolio lacks diversification and / or has elected to implement a sector bias.

Having considered the risk profile of the fund and the member's needs and circumstances, the trustee has adopted the following objectives for the investment of assets of the fund:

- to achieve an investment return (based on market values and net of tax and charges) that exceeds the CPI by at least 3% per annum when measured over a rolling 5 year period.
- to have a probability of zero or negative returns in any 12 Month period of less than one in five years; and
- have sufficient liquidity to meet liabilities as and when they fall due.
- to consider the need to hold a policy of insurance for one or more members of the fund.

### Investment Strategy

The fund will invest in a portfolio of assets according to market conditions and within the ranges specified below:

### Asset Allocation

The targeted asset allocation will be in the following ranges:

<u>Asset Class</u>	<u>Target Range</u>	<u>Benchmark</u>
Australian Shares	0 - 10 %	10 %
International Shares	0 - 30 %	30 %
Cash	0 - 80 %	80 %
Australian Fixed Interest	0 - 0 %	0 %
International Fixed Interest	0 - 0 %	0 %
Mortgages	0 - 0 %	0 %
Direct Property	0 - 0 %	0 %
Listed Property	0 - 0 %	0 %
Other	0 - 0 %	0 %

Quality companies and trusts as supported by research and fundamental analysis will be selected. Direct investments in property, artwork and lease equipment may form part of the strategy provided there is sufficient basis for the decision.

### Insurance


The Trustees have considered and consulted Professional Advice where necessary to ensure that all fund members have the correct type and level of insurance. Insurance may be held within or outside the SMSF.

### Review and Monitoring


The trustees will monitor and review the fund's investment activities on a regular basis and to communicate with the members should they feel that any change in strategy is necessary in order to achieve the fund's objective.

Date: 20/11/2022

**KREPP SUPERANNUATION FUND**  
**Projected Investment Strategy**



.....  
John Frederik Krepp



.....  
Vicki Anne Krepp



.....  
Matthew Krepp

# D - Pension Documentation

2022 Financial Year

---

**Preparer** Shelley Lian

**Reviewer** Steven Lee

**Status** Ready for Review

## Supporting Documents

- Transfer Balance Account Summary Report
- Pension Summary Report Report
- Pension\_Calcs.pdf

## Standard Checklist

- Attach Actuarial Certificate
- Attach documentation supporting any pensions commenced during the financial year
- Attach documentation supporting any pensions commuted during the financial year
- Ensure correct Transfer Balance Account Reports have been lodged with the ATO



KREPP SUPERANNUATION FUND

# Pension Summary

As at 30 June 2022

**Member Name :** Krepp, John Frederik

**Member Age :** 65\* (Date of Birth : Provided)

Member Code	Pension Type	Pension Start Date	Tax Free	Min / PF	Minimum	Maximum	Gross Pension Payments	PAYG	Net Pension Payment	Amount to reach Minimum
KREJOH 00003P	TRIS (Retirement Phase)	01/07/2016	2.12%	2.50%	\$2,650.00*	N/A	\$5,000.00	\$0.00	\$5,000.00	NIL

\*COVID-19 50% reduction has been applied to the minimum pension amount.

					<b>\$2,650.00</b>	<b>\$0.00</b>	<b>\$5,000.00</b>	<b>\$0.00</b>	<b>\$5,000.00</b>	<b>\$0.00</b>
--	--	--	--	--	-------------------	---------------	-------------------	---------------	-------------------	---------------

**Total :**

					<b>\$2,650.00</b>	<b>\$0.00</b>	<b>\$5,000.00</b>	<b>\$0.00</b>	<b>\$5,000.00</b>	<b>\$0.00</b>
--	--	--	--	--	-------------------	---------------	-------------------	---------------	-------------------	---------------

\*Age as at 01/07/2021 or pension start date for new pensions.

**KREPP SUPERANNUATION FUND**

**Transfer Balance Account Summary**

For The Period 01 July 2021 - 30 June 2022

Member	Pension Type	Date	Lodgment Date	Transaction Type	Event Type	Debit	Credit	Balance	Cap Limit	Remaining Cap
John Frederik Krepp	Below Cap									
		01/07/2021		Cap Indexation (95.00%) - Highest TBA (83212.96/ 1600000.00)	N/A				1,695,000.00	1,611,787.04
		01/07/2021		Opening Balance				83,212.96	1,695,000.00	1,611,787.04

Matthew Krepp

Vicki Anne Krepp



SuperHelp Australia Pty Ltd

ABN 60 061 126 663

P O Box 454

Burwood, NSW 1805

Phone: 1 300 736 453

Fax: (02) 8456 5904

Website: [www.superhelp.com.au](http://www.superhelp.com.au)

Date: 01 February 2023

Dear Sir/Madam,

**Re: Pension Requirements for Pension Member(s) for  
KREPP SUPERANNUATION FUND**

Please find attached your pension requirement(s) for the 2022-2023 financial year.

Please ensure that the pension for the 2022-2023 income year fits within these Minimum and Maximum levels. Please note that any pensions that would have been commenced during the 2022-2023 income year are not included in the calculations.

Sincerely Yours,

Superhelp Australia Pty Ltd

KREPP SUPERANNUATION FUND

# Yearly Projected Pension Calculation Report

As at 01 July 2022

Member Name	Member Code	Pension Type	Pension Start/ Conversion Date	Age (as at 01/07/2022)	Opening Balance	Minimum Amount *	Maximum Amount	Tax Free %	Min Tax Free Payments	Min Taxable Payments
Krepp, John Frederik	KREJOH00003P	TRIS (Retirement Phase)	31/03/2021	66	67,965.21	1,700.00	N/A	2.12	36.04	1,663.96
					<b>67,965.21</b>	<b>1,700.00</b>			<b>36.04</b>	<b>1,663.96</b>
					<b>67,965.21</b>	<b>1,700.00</b>			<b>36.04</b>	<b>1,663.96</b>

\* COVID-19 50% reduction has been applied to the minimum pension amount

# E - Estate Planning

2022 Financial Year

---

**Preparer** Shelley Lian

**Reviewer** Steven Lee

**Status** Ready for Review

## Supporting Documents

No supporting documents

## Standard Checklist

- Attach Death Benefit Nominations (if applicable)
- Attach Life Insurance Policies (if applicable)
- Attach Reversionary Pension documentation (if applicable)
- Attach SMSF Will (if applicable)
- Review current Estate planning to ensure it matches wishes of members